

Crafter Range · Printed in New Zealand  
Information is subject to change without notice · Issue: August 2017  
[www.volkswagen.co.nz](http://www.volkswagen.co.nz)

Some of the vehicles shown in this catalogue are equipped with options at extra charge. The data given here on equipment and technical data is based on information available at the time of going to print. Your local Volkswagen Commercial Vehicles dealer will be pleased to provide you with full New Zealand specifications upon request.

Call 0800VOLKSWAGEN or visit [www.volkswagen.co.nz](http://www.volkswagen.co.nz)

4MOTION®, TDI® and BlueMotion Technology® are registered trademarks of Volkswagen AG and other companies in the Volkswagen Group in Germany and in other countries. The fact that a trademarked name is not shown with an ® sign in this document cannot be interpreted to mean that this is not a registered trademark, and/or that it may be used without prior approval in writing from Volkswagen AG.

Your Volkswagen Partner



Commercial  
Vehicles

# The new Crafter





# The new Crafter. The new dimension.

More practical, economical and innovative than ever before.

With the new Crafter, we have built a commercial vehicle like no other. As a **brand new development**, it offers customer-oriented transport solutions with top cost effectiveness. The new Crafter has been specially designed according to the requirements and demands of the diverse customer groups, making it the **best commercial vehicle in its class**.

The entirely new production site, set up exclusively for the Crafter in Września, Poland, represents state-of-the-art manufacturing.

100 % Volkswagen Commercial Vehicles, 100 % innovation.

## The best driver's workplace.

- The first with an AGR-certified ergoComfort suspension seat<sup>1), 2)</sup>
- Largest variety of storage options with a range of different ports and connections
- New LED interior lights (optional) in the drivers cab
- The first with a heated leather-covered multifunction steering wheel<sup>1)</sup>
- The first with a 230 V socket (300 W)<sup>1)</sup>

## Best loadability.

- Range of load capacity from 9,9m<sup>3</sup> – 18,4m<sup>3</sup>
- Rear wing doors with increased opening angle of 270 degree – standard for all models
- With LED load compartment lighting as standard
- 100 mm lower loading sill<sup>2)</sup>

## Largest range of drive systems.

- New front-wheel drive system – standard for all models
- Rear wheel drive<sup>1), 2)</sup>
- New 4MOTION all-wheel drive<sup>1), 2)</sup>
- All drive-trains available with 6-speed manual or optional 8-speed Automatic transmission<sup>1), 2)</sup>



## Perfect for city driving thanks to numerous driver assistance and safety systems.

- The first with Automatic Post-Collision Braking System as standard
- The first with "Front Assist" ambient traffic monitoring system with City Emergency Braking System (standard on all models except Runner 30)
- New Adaptive Cruise Control ACC<sup>1)</sup>
- The first with electromechanical Servotronic steering with side wind-compensation as standard
- The first with sensor-based side protection as standard across all Van models
- New lane departure warning "Lane Assist" (standard for all models except Runner 30)
- The first with Rear Traffic Alert (standard for all models except Runner 30)
- The first with trailer manoeuvring system "Trailer Assist"<sup>1)</sup>
- The first with "Park Assist" parking steering assistance<sup>1)</sup>
- The first with LED headlights<sup>1)</sup>

## Best load securing options.

- The first with a universal floor available from the factory<sup>1)</sup>
- Load compartment designed for flexible shelving systems
- New interior roof rack<sup>1)</sup>
- Up to 14 lashing eyes

1) Option at extra charge. 2) Value applies to the new Crafter Panel Van with front-wheel drive, compared to rear-wheel and 4MOTION all-wheel drive. Please contact your local Volkswagen Commercial Vehicles dealer for details of the standard equipment and optional extras applicable in your country.



### Storage pockets and compartments.

- A Practical open compartment, consisting of three separate parts
- B Sturdy cup holder
- C Largest glove compartment in its class
- D Folding rule compartment with space for various utensils
- E Storage options in the doors for bottles (1.5 l), folders and much more

### Connectivity & Multimedia.

- F Multifunction steering wheel
- G USB port for charging mobile devices
- H Mobile phone interface with Bluetooth connection
- I App-Connect enabling you to connect to your Volkswagen using Apple Carplay®, Android Auto and MirrorLink®. Music, mapping, messaging and more
- J 12 V sockets
- K Multifunction display "Plus"

### Comfort.

- L Extremely narrow A pillars for the best allround vision and front view
- K Air conditioning "Climatic" in cab



Overseas left hand drive vehicle shown.

# The best driver's workplace.

The Crafter's interior is made of quality, durable and easy-care materials. Its user-friendly design provides the best practical storage concepts in its class.

### Crafter Comfort seats

- 1 Longitudinal seat adjustment
- 2 Seat height adjustment
- 3 Seat inclination adjustment
- 4 Backrest adjustment
- 5 Electric lumbar support (only available on "Comfort Seats Plus")
- 6 Headrest adjustment
- 7 Armrest adjustment

The Crafter offers the highest standards of comfort in order to ensure a healthy and safe journey. "Comfort seats" are standard for Crafter Runner and "Comfort Seats Plus" are standard for Crafter 35. Note – "ergo Comfort seats" are available as an option for extra cost, offering a heating and massage function and seat suspension.




# The newly developed TDI engines.

Engines with a long service life designed specifically for commercial vehicle requirements.

The new Crafter engines meet the highest performance requirements. Even in a variety of driving situations such as inter-city delivery or consistently high mileage, efficiency and operational reliability are achieved.

- Excellent stability with a designed service life of well over 300,000kms
- Outstanding engine component durability (Radiator, turbocharger, engine block and cylinder head)
- Excellent operational reliability and minimal wear and tear, hence lower maintenance costs.



## TDI

### Unbeatable running costs

NEW

- Class leading fuel economy
- Service intervals up to 50,000kms or 2 years
- 3 year / 250,000km mechanical warranty

### 2.0 l TDI engine (90 kW, 300 Nm)\*

Rear-wheel drive

NEW

### 2.0 l TDI engine (103 kW, 340 Nm)

Front- and 4MOTION\* all-wheel drive

NEW

### 2.0 l Bi-TDI engine (130 kW, 410 Nm)

Front-, rear- and 4MOTION\* all-wheel drive

NEW



# The widest range of drive systems.

The only vehicle in its class with an 8-speed automatic gearbox for three different drive systems.



**8-speed automatic gearbox.** Specially designed for the driving characteristics of the new Crafter, allowing you a comfortable and consumption-optimised drive, even in an urban start/stop delivery setting. The only 8-speed automatic gearbox in its class, that can be combined with front-, rear- and 4MOTION all-wheel drives.

Front-wheel drive. **NEW**



Low loading sill and entry height – 570mm  
Highest load compartment height

Transversely-mounted front engine



90 kW engine	–
103 kW engine	6-speed manual gearbox/8-speed automatic gearbox
130 kW engine	6-speed manual gearbox/8-speed automatic gearbox

Rear-wheel drive.



High towing capacity up to 3.5 t  
Gross vehicle mass from 5.0t to 5.5t  
Maximum payload  
Best traction with high loads

Longitudinally-mounted front engine



90 kW engine <sup>2)</sup>	6-speed manual gearbox (only available in combination with dual tyres)
103 kW engine	6-speed manual gearbox (only available in combination with single tyres)
130 kW engine	6-speed manual gearbox/8-speed automatic gearbox

4MOTION all-wheel drive. **NEW**



Reliable traction  
Best directional stability  
Available ex works

Transversely-mounted front engine



90 kW engine	–
103 kW engine	6-speed manual gearbox
130 kW engine	6-speed manual gearbox/8-speed automatic gearbox





The only one with  
**speed dependent  
electromechanical power steering  
and active energy control.**


# State-of-the-art driver assistance systems.

Best city suitability in its class and best equipment for detecting accident risks.


## Driver assistance systems.





Side protection.




Trailer manoeuvring system "Trailer Assist".

 **Side protection.** Monitors the vehicle sides and emits visual and audible warnings if coming hazardously close to pillars, walls or pedestrians.

 **Electromechanical power steering** (not illustrated). The speed-dependent function with active reset improves your driving feeling and driving safety and achieves steering precision previously unknown with commercial vehicles. It forms the basis of new driver assistance systems.

 **Trailer manoeuvring system "Trailer Assist".<sup>1)</sup>** Automatically manoeuvres vehicles with trailers into parallel parking spaces. The system takes over straight reversing to steer to-towards loading ramps and other points with the trailer.

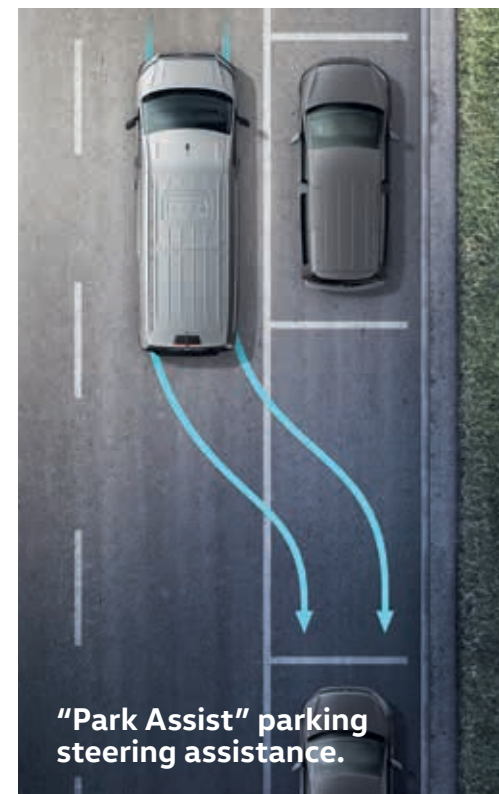
 **Lane departure warning "Lane Assist"** (not illustrated).<sup>1), 2)</sup> Countersteers if a lane is left unintentionally while warning the driver at the same time using a warning tone and information in the multifunction display.



ACC and "Front Assist".




Rear Traffic Alert.





"Park Assist" parking steering assistance.





Automatic Post-Collision Braking System.


 **Adaptive Cruise Control ACC.<sup>4)</sup>** Automatically adapts the vehicle's speed to that of the vehicle driving in front and maintains the distance set by the driver. At the same time, it remains within the set speed. Already includes the "Front Assist" ambient traffic monitoring system.


 **"Front Assist" ambient traffic monitoring system with City Emergency Braking System.<sup>2)</sup>** Uses a radar system to detect situations where the distance to the vehicle in front is crucial and reduces the vehicle's stopping distance. In dangerous situations, the system alerts the driver by means of visual and acoustic signals, and with a warning jolt of the brakes. Standard for all models except entry model Runner.


 **Rear Traffic Alert.<sup>1)</sup>** Emits an audible warning when reversing out of a parking space if another vehicle is getting too close. In case the driver fails to react, then the system can minimise the consequences of a possible accident and, in the best case scenario, prevent an accident, through braking intervention. Standard for all Crafter closed bodies, except entry model Runner.

 **Lane change assist "Side Assist"** (not illustrated).<sup>1), 2), 5)</sup> Displays a warning signal in the side mirror if one of the system's sensors registers a vehicle in the blind spot when changing lanes. Standard for all Crafter with closed bodies except entry model Runner.

 **"Park Assist" parking steering assistance.<sup>1)</sup>** Handles multi-step parking into parallel and bay parking spaces. When reverse gear is engaged, the vehicle automatically assumes control of the steering. All the driver has to do is operate the clutch, accelerator and brake.

 **Crosswind Assist** (not illustrated).<sup>5)</sup> As subfunction of the Electronic Stabilisation Programme, it assists in case of strong, gusty crosswind by adaptive brake intervention if necessary.

 **Automatic Post-Collision Braking System.<sup>2)</sup>** Triggers braking after a collision, with the aim of preventing second collisions. After a short delay, the vehicle begins a phased braking action down to 10 km/h, during which the driver can take over at any time.

 **Electronic Stabilisation Programme** (not illustrated).<sup>2)</sup> Prevents under or over-steering via targeted braking of individual wheels.

1) Option at extra charge. 2) Within the system thresholds. 3) Up to 30 km/h. 4) Standard for Crafter Cab Chassis and optional on Van Range 5) For closed bodies only. Illustration includes options at extra charge. Please contact your local Volkswagen Commercial Vehicles dealer for details of the standard equipment and optional extras applicable in your country.



# The new Crafter Panel Van.

Easiest loadability and best load securing options in its class.



## 270 degree opening angle for rear wing doors.

Easy to load and unload and best accessibility in every area. Standard for all Crafter Models.

## 1,311 mm opening width at the sliding door.

NEW

Easy to load and unload with common load carriers such as standard pallets.

## Highest load compartment of up to 2,196 mm.<sup>5)</sup>

In conjunction with front-wheel drive, the new Crafter offers the highest loading height in its class. Additional cargo hold heights with front-wheel drive are 2,189 mm (long wheelbase with super high roof), 1,961 mm (high roof) and 1,726 mm (normal roof).

## 100 mm lower loading sill.

NEW

Compared with the rear-wheel and 4MOTION all-wheel drives, the new front-wheel drive simplifies loading and unloading thanks to its 100 mm lower load compartment of 570mm.

Up to **18.4 m<sup>3</sup>** loading volume in conjunction with front-wheel drive.<sup>5)</sup>



1) With front-wheel drive and 4MOTION all-wheel drive. 2) Will be introduced at a later date. 3) Not available with a normal roof. 4) Not available in conjunction with a super high roof. 5) Value applies to the new Crafter Panel Van with long plus wheelbase, super high roof and front-wheel drive. Illustration includes option at extra charge. Please contact your local Volkswagen Commercial Vehicles dealer for details of the standard equipment and optional extras applicable in your country.



# Maximum functionality.

Innovative load compartment solutions.

## Universal floor available ex works for fitting storage systems.<sup>1)</sup>

The wooden floor is the ideal basis for fitting storage systems from various manufacturers. Special adapters for the notches in the floor allow you to flexibly set up or remove storage modules.

## Chassis preparation for shelving systems.

Numerous hexagonal holes for M6 screw fittings above and below the window areas simplify the mounting of shelves and storage units. 100 mm horizontal distance between the holes.



1) Option at extra charge. 2) Measured at the vehicle's floor height. Please bear in mind that these are only approximate figures, and that they may vary due to production tolerances. 3) Value applies to normal and high roof with medium wheelbase, high and super high roof with long wheelbase and high and super high roof with long plus wheelbase – always in conjunction with front-wheel drive. Illustration includes options at extra charge. Please contact your local Volkswagen Commercial Vehicles dealer for details of the standard equipment and optional extras applicable in your country.

Wheelbase	medium	long	long plus
Roof heights	Normal roof High roof	High roof Super high roof	High roof Super high roof



Loading compartment length <sup>2)</sup>	3,450 mm	4,300 mm	4,855 mm
Loading volume <sup>3)</sup>	9.9 m³ to 11.3 m³	14.4 m³ to 16.1 m³	16.4 m³ to 18.4 m³
Loadability	4 Euro pallets 800 x 1,200 mm	6 Euro pallets 800 x 1,200 mm	6 Euro pallets 800 x 1,200 mm



# The new Crafter Cab Chassis

Crafter Cab Chassis as an ideal build platform or with optional dropside package. Available either as a Double cab for up to seven people and 7.1 m<sup>2</sup> loading space or single cab for 3 people and up to 9.6m<sup>2</sup> capacity.



## 4-seater bench seat in the second row of seats.

The double cab offers two single seats at the front and a large 4-seater bench seat in the back as standard. If the driver's cab is also equipped with a front passenger bench seat<sup>2)</sup>, seven people can be transported.

## Stow and lash.

No matter what you wish to transport with the new Crafter Dropside Van: it is securely stowed. Besides a ladder carrier<sup>2)</sup>, you have also robust storage boxes available under the load platform<sup>2)</sup>, a lockable storage box on the load platform<sup>2)</sup> and eight lashing eyes for fixing a load. Handy tools can be stowed conveniently below the 4-seater bench seat.

Aluminum dropside tray available with Single Cab and Double Cab



1) Value for the new Crafter Cab Chassis with single cab and long plus wheelbase. 2) Option at extra charge. Illustration includes options at extra charge. Please contact your local Volkswagen Commercial Vehicles dealer for details of the standard equipment and optional extras applicable in your country.



