



The Ultimate
Driving Machine



**THE NEW BMW 2 SERIES
ACTIVE TOURER.**

DEALER SPECIFICATION GUIDE OCTOBER 2018.

MODELS.

218i (6S12)

Model Highlights:

- 17" light alloy wheels Double-spoke style 385
- 7-speed Steptronic transmission with double clutch
- Automatic climate control, 2-zone
- BMW TwinPower Turbo 3-cylinder petrol engine
- Concierge Service
- Driving Assistant
- LED Headlights
- Navigation
- Parking Assist incl. Rear View Camera
- Upholstery in Sensatec
- Speed Limit Info



Product Details:

Consumption:	6.4 l / 100km ^[1]	CO ₂ :	146 g / km ^[1]
0-100km/h:	9.3 sec	Transmission:	7-speed with double clutch
Engine:	3-cylinder	Power/Torque:	100kW / 220Nm

Price incl. GST

\$54,500

225xe (6Y32)

Model Highlights:

- 6-speed automatic transmission, Steptronic
- 18" light alloy wheels Star-spoke style 512
- Acoustic protection for pedestrians
- Roof rails slimline in matt black finish
- BMW TwinPower Turbo 3-cylinder petrol engine
- Driving Assistant Plus incl. Active Cruise Control with stop&go function
- eDrive Services
- Seat adjustment, electric
- Seat heating for driver and front passenger
- Sport Line
- xDrive, all wheel drive system



Product Details:

Consumption:	2.1l / 100km ^[1]	CO ₂ :	49g / km ^[1]
0-100km/h:	6.7 sec	Transmission:	6-speed automatic
Engine:	3-cylinder	Power/Torque:	165kW / 385Nm

Price incl. GST

\$69,800

[1] IMPORTANT INFORMATION ABOUT OUR DATA

Fuel consumption is determined in accordance with the ECE driving cycle (93/116/EC) made up of approximately one third urban traffic and two thirds extra-urban driving (based on the distance covered). CO₂ emissions are measured in addition to fuel consumption. All data is presented based on a vehicle of this model with standard equipment as tested for the German market. Where those vehicles are available in a right hand drive variant, they can be specially ordered from the factory by New Zealand customers. Figures given for unladen weight in kg is based on vehicle with standard equipment and includes a 90 per cent tank filling, 68 kg allowance for the driver and 7 kg allowance for luggage. Optional equipment may increase this figure. The performance and fuel consumption rates listed are based on the use of RON 98 fuel. Actual figures for fuel consumption and emissions will depend on many factors including traffic conditions, driving habits, prevailing conditions and your vehicle's actual equipment, condition and use. Test figures are unlikely to be achieved in real world driving conditions and should only be used for comparing one vehicle with another. Further information about the official fuel consumption and the official specific CO₂ emissions for new passenger vehicles can be found in the 'New Passenger Vehicle Fuel Consumption and CO₂ Emission Guidelines', which are available free of charge at all sales outlets, from Deutsche Automobil Treuhand GmbH (DAT), Hellmuth-Hirth-Str. 1, 73760 Ostfildern, Germany, or at <http://www.dat.de/en/offers/publications/guideine-for-fuel-consumption.html>.

STANDARD EQUIPMENT.

218i

Transmission and technology

- 7-speed Steptronic transmission with double clutch
- Auto Start/Stop function
- BMW TwinPower Turbo 3-cylinder petrol engine
- Brake energy regeneration
- Brake-pad wear indicator
- Driving Experience Control with ECO Pro mode
- Electric power steering with Servotronic
- Electronically controlled differential lock
- Performance Control braking system
- Start/Stop button
- Single-joint spring strut front axle and multi-link rear axle

Exterior design and features

- BMW kidney grille, black matt and chrome high-gloss frame
- 17" light alloy wheels Double-spoke style 385, runflat
- Automatic tailgate
- Exhaust tailpipe, single round, left side
- Exterior mirrors, electrically adjustable and foldable
- Matt black roof rails

Light and Sight

- LED Headlights
- High-beam assistant
- Rain sensor

Driver assistance

- Cruise control with braking function
- Driving Assistant incl.: Lane Departure Warning, approach control warning with light city braking function, person warning with light city braking function,
- Park Distance Control (PDC) front and rear
- Parking Assistant
- Rear View Camera
- Speed Limit Info

Safety

- Airbags, for front, side and head
- Central locking
- Dynamic braking lights
- Dynamic Stability Control (DSC), Anti-lock Braking System (ABS), Braking Assistant, Dynamic Brake Control (DBC), Dynamic Traction Control (DTC)
- Electrically operated park brake
- ISOFIX child seat mounting
- Safety body shell
- Warning triangle and first aid kit

Entertainment, communication and information

- Convenience telephony with extended smartphone connectivity
- Bluetooth connectivity
- Navigation system with 6.5" central information display
- USB audio interface
- On-board computer
- Loudspeakers System
- Personal Profile

ConnectedDrive features

- BMW Connected+
- Concierge Services
- ConnectedDrive Services
- Intelligent Emergency Call
- Real Time Traffic Information (RTTI)
- Remote Services
- TeleServices

Interior design, comfort and equipment

- Automatic climate control, 2-zone
- Armrest in the front with storage compartment
- Electric windows front and rear
- Interior trim finishers in black high-gloss
- Interior lighting
- Multifunction sport leather steering wheel
- Seat adjustment manual
- Standard seats for driver and front passenger
- Seat adjustment for rear seats (for 218i only)
- Seat backrest with 40/20/40 folding
- Storage compartment package
- Upholstery in Sensatec

225xe in addition to 218i

- 6-speed automatic transmission, Steptronic
- 18" light alloy wheels Star-spoke style 512, runflat
- Acoustic protection for pedestrians
- Roof rails slimline in matt black finish
- BMW TwinPower Turbo 3-cylinder petrol engine
- CD Player
- Driving Assistant Plus incl. Active Cruise Control with stop&go function
- 'eDrive' and 'i' exterior badging
- eDrive Services
- Electric motor, supplementary electric drive
- Exhaust tailpipe, single round, left side
- Fineline stream interior wood trim
- Interior rear-view mirror with automatic anti-dazzle function
- LED Fog Lights
- Seat adjustment, electric
- Seat heating for driver and front passenger
- Sport Line
- xDrive, all wheel drive system

LINES.

Sport Line

218i

225xe



Exterior content:

- 9 longitudinal kidney grille bars, black high-gloss
- 2 kidney rings around front decorative grille in chrome high-gloss
- Front air inlets and rear bumper with highlight trim piece in Black high-gloss

Interior content:

- Door sill finishers, front and rear with 'BMW' designation
- Interior trim finishers in black high-gloss with Pearl Chrome highlights
- LED fibre optics in door trims
- Sports seats for driver and front passenger

Upholstery:

- Sensatec Black (KCSW)

\$1,750

○

●

Wheels:

- 17" light alloy wheels Double-spoke style 385 (24V)
- 18" light alloy wheels Star-spoke style 512 (25M)

●

●

Luxury Line



Exterior content:

- 9 longitudinal kidney grille struts, chrome high-gloss on the front side
- 2 kidney rings around front ornamental grille, chrome high-gloss
- Air inlets front left and right with clasp, chrome high-gloss
- Rear bumper with highlight trim piece, black high-gloss

Interior content:

- Door sill finishers, front and rear with 'BMW' designation
- Highlighter stitching (depending on upholstery) on instrument panel and centre console
- LED fibre optics in the door trims

Upholstery:

- Leather 'Dakota' with perforations

\$3,500

○

\$1,250

○

Wheels:

- 17" light alloy wheels Double-spoke style 385 (24V)
- 18" light alloy wheels Star-spoke style 512 (25M)

●

●

● Standard ○ Optional NCO No Cost Option

Product features, specifications, models and prices are subject to change without notice. The general information in these materials should always be read in conjunction with other specific materials and information available from BMW Group New Zealand. E&OE

PACKAGES.

M Sport Package

218i

225xe



Exterior content:

- M aerodynamics package (front bumper, rear bumper, side sills)
- BMW Individual high-gloss Shadow Line
- "M" designation left/right on front side panel
- Sports suspension (lowered 10mm)
- Kidney grille with bars in black high-gloss
- Tailpipe finisher in chrome
- Sun protection glazing

\$5,000
\$3,250

○

○

Interior content:

- Sports design front seats for driver and front passenger
- Interior trim finishers in aluminium hexagon and highlight trim finishers in pearl chrome
- LED fibre optics in the door trims
- M leather steering wheel
- M door sill finishers

Upholstery:

- Seat upholstery in Sensatec Black
- Seat upholstery in Leather 'Dakota' with perforations

●

●

Wheels:

- 17" light alloy wheels Double-spoke style 483 M (20N)
- 18" light alloy wheels Double-spoke style 486 M (20P)

●

●

For all Lines for 225xe iPerformance:

- 'i' badge on side panel
- Front door sill finishers with 'eDrive' designation
- Instrument cluster as standard
- C-pillars retain 'eDrive' designation

● Standard ○ Optional NCO No Cost Option

Product features, specifications, models and prices are subject to change without notice. The general information in these materials should always be read in conjunction with other specific materials and information available from BMW Group New Zealand. E&OE

UPHOLSTERY AND TRIM.










			Standard	Sport Line	Luxury Line	M Sport
Sensatec						
KCSW	Black with black interior world		●	●	○	●
KCCX	Oyster with black interior world	NCO	○	○	○	-
Cloth Sensatec combination						
KFIX	Anthracite with orange highlight with black interior world	NCO	-	○	-	-
KFL1	Anthracite with grey highlight with black interior world (only with 481 'Sport seats')	NCO	○	○	-	-
Leather 'Dakota' (Standard with 'Luxury Line' and 225xe with M Sport Package)						
LCSW	Black with black interior world	\$2,500	○	-	-	-
PDMY	Mocha with black interior world	\$2,500 NCO	-	○	○	○
PDN4	Black with Blue highlight with black interior world and perforation and contrast stitching	\$2,500	-	-	-	○
PDOA	Oyster with Grey highlight with black interior world and perforation and contrast stitching	\$2,500 NCO	-	○	○	○
PDSW	Black with black interior world and perforation and contrast stitching	\$2,500	-	○	●	○
Interior Trims						
4LU	Black high-gloss , highlight trim finisher in Pearl Chrome	NCO	●	○	○	○
4WE	Aluminium Hexagon , highlight trim finisher in Pearl Chrome		-	-	-	●
4FZ	Fine-wood trim Fineline Tide , highlight trim finisher in Pearl Chrome	NCO	-	○	○	-
4LR	Fine-wood trim Fineline Stream , highlight trim finisher in Pearl Chrome (\$700 cost option for 218i)	\$700 NCO	○	●	●	○
4LS	Aluminium finely brushed , highlight trim finisher in Pearl Chrome (\$500 cost option for 218i)	\$500 NCO	○	○	○	○

● Standard ○ Optional NCO No Cost Option

Product features, specifications, models and prices are subject to change without notice. The general information in these materials should always be read in conjunction with other specific materials and information available from BMW Group New Zealand. E&OE

WHEELS.

Wheels



Wheels				218i	225xe
	24V	17" light alloy wheels Double-spoke style 385 7.5 J x 17 / tyres 205/55 R 17		●	-
	29A	17" light alloy wheels Multi-spoke style 546 7.5 J x 17 / tyres 205/55 R 17	\$500	○	-
	23Z	17" light alloy wheels V-spoke style 479 7.5 J x 17 / tyres 205/55 R 17	\$500	○	-
	24U	17" light alloy wheels Double-spoke style 549 7.5 J x 17 / tyres 205/55 R 17 Only available with Sport Line.	\$500	○	-
	29B	17" light alloy wheels Multi-spoke style 547 7.5 J x 17 / tyres 205/55 R 17 Only available with Luxury Line	\$500	○	-
	20N	17" M light alloy wheels Double-spoke style 483 M 7.5 J x 17 / tyres 205/55 R 17 Only available with M Sport package	NCO	○	-
	25M	18" light alloy wheels Star-spoke style 512 8 J x 18 / tyres 225/45 R 18	\$2,250	○	●
	28D	18" light alloy wheels Y-spoke style 484M 8 J x 18 / tyres 225/45 R 18	\$2,250 \$1,750	○	○
	20P	18" light alloy wheels Double-spoke style 486M 8 J x 18 / tyres 225/45 R 18 Only available with M Sport package	\$2,250 NCO	○	○

● Standard ○ Optional NCO No Cost Option





Product features, specifications, models and prices are subject to change without notice. The general information in these materials should always be read in conjunction with other specific materials and information available from BMW Group New Zealand. E&OE

PAINT.

Non-Metallic Paint

				Standard	Sport Line	Luxury Line	M Sport
	300	Alpine White		●	●	●	●
	668	Black	NCO	○	○	○	○

Metallic Paint

	475	Black Sapphire	\$1,190	○	○	○	○
	A83	Glacier Silver	\$1,190	○	○	○	○
	A89	Imperial Blue Brilliant Effect	\$1,190	○	○	○	-
	A96	Mineral White	\$1,190	○	○	○	○
	B39	Mineral Grey	\$1,190	○	○	○	○
	B45	Estoril Blue	\$1,190	-	-	-	○
	B53	Sparkling Brown	\$1,190	○	○	○	-
	C06	Flamenco Red	\$1,190	○	○	○	-
	C2S	Jucaro Beige	\$1,190	○	○	○	-
	C1X	Sunset Orange	\$1,190	○	○	○	-
	C10	Mediterranean Blue	\$1,190	○	○	○	-

● Standard ○ Optional NCO No Cost Option

Product features, specifications, models and prices are subject to change without notice. The general information in these materials should always be read in conjunction with other specific materials and information available from BMW Group New Zealand. E&OE

OPTIONAL EQUIPMENT.

			218i	225xe
	Adaptive Suspension			
223	Allows the damper characteristics to be always adjusted ideally to the driving situation. Activated by the Driving Experience Control.	\$1,000	○	-
	Alternative pricing in combination with M Sport	\$500		
	Tyre Pressure Indicator			
2VB	Informs the driver at any time about the precise pressure and temperature of the tyre, and warns in the event of pressure loss.	\$500	○	○
	Variable sport steering			
2VL	Provides direct and agile handling combined with reduced steering effort. It reacts independently of the current speed with different steering ratios with respect to turning the steering wheel.	\$750	○	-
	Alarm system			
302	Monitoring of doors and bonnet /tailgate. Includes tilt alarm and interior movement sensor.	\$1,000	○	○
	Comfort Access System			
322	Keyless access to the vehicle	\$1,000	○	○
	Roof rails			
3AA	Slimline in matt black finish	NCO	●	○
	Roof rails			
3AT	Slimline in aluminium satinated finish NCO in combination with Sport Line or M Sport	\$200	○	●
	Deletion of specific exterior design contents			
3DE	Omission of BMW i blue highlights for kidney grille and wheel hub covers	NCO	-	○
	Panoramic glass sunroof			
402	Opens and closes fully automatically at the press of a button, also by radio remote control, and is equipped with sliding and tilting function as well as sun screen and wind deflector.	\$2,500	○	○
	Sun protection glazing			
420	Stronger tinted glass from the B-pillar back, including rear window. Included as part of M Sport package	\$750	○	○
	Interior and exterior mirrors with auto anti-dazzle function			
430	Automatically dimming interior and exterior mirrors, including memory function for exterior mirrors.	\$1,000 \$600	○	○
	Interior rear-view mirror with auto anti-dazzle function			
431	Interior mirror automatically dims depending on the intensity of the glare. NCO in combination with 430 Interior and exterior mirrors with auto anti-dazzle function	\$400	○	●
	Seat adjustment, electric			
459	For seat fore-and-aft position, seat height, backrest tilt, seat tilt. Memory for driver's seat, two memory positions.	\$2,000	○	●
	Sport seats for driver and front passenger			
481	Optimum support through higher seat side bolsters. Electric adjustment of the width of the backrest. Included as part of Sport Line and M Sport package	\$1,000	○	●
	Lumbar support for driver and front passenger			
488	Four-way electric adjustment	\$500	○	○
	Seat heating for driver and front passenger			
494		\$800	○	●
	Front passenger-seat backrest foldable			
4FK	Seat backrest can be completely folded to allow transportation of long objects (maximum 2.40 m). Not available in combination with 481 Sports seats for driver and front passenger, 459 Electric seat adjustment, Sport Line or M Sport package	\$400	○	○

● Standard ○ Optional NCO No Cost Option

Product features, specifications, models and prices are subject to change without notice. The general information in these materials should always be read in conjunction with other specific materials and information available from BMW Group New Zealand. E&OE

OPTIONAL EQUIPMENT.

			218i	225xe
	Lights package			
563	Includes ambient lighting front and rear, reading lights front and rear, footwell lights, illuminated vanity mirror, handle-area lighting in the outside door handles, kerb area lighting and door pocket lighting. Included as part of M Sport package	\$500	○	○
	Adaptive LED headlights			
552	With variable light distribution, incl. cornering lights and headlight washer system. Improved vision with a light colour similar to daylight and optimum homogeneous illumination of the road.	\$1,000	○	○
	LED fog lights			
5A1	Front fog lights	\$700	○	●
	Driving Assistant Plus			
5AT	Includes all functionality of Driving Assistant, plus Active Cruise Control with stop/go function. Individual option 5DF Active cruise control with Stop&Go function must be ordered (as NCO) in conjunction with Driving Assistant Plus.	\$1,000	○	●
	CD Player			
650		\$150	○	●
	HiFi loudspeaker system			
676	Includes 205W amplifier in luggage compartment, 7 loudspeakers.	\$750	○	○
	Harman/Kardon HiFi loudspeaker system			
674	Includes 360W amplifier in luggage compartment, 12 loudspeakers, metal speaker bezels.	\$1,500	○	○
	Apple Carplay			
6CP	Enables wireless and comfortable usage of your iPhone® in your vehicle via Apple CarPlay®	\$500	○	○
	Navigation Plus (iD6)			
6UP	With fixed 8.8" touch display (resolution: 1280 x 480 pixels). Operation via iDrive controller with direct selection buttons (8 freely programmable favourite buttons). Display showing maps or a combination of maps with directional arrows. Route planning by individually defined criteria. On-board computer with extended functionality (distance from destination, estimated time of arrival, etc.) Includes 610 Head-Up Display , which projects driver-relevant information directly into the driver's field of vision, onto an extending transparent panel. Individual option 610 Head-Up Display must be ordered (as NCO) in conjunction with Navigation Plus.	\$3,000	○	○
	BMW Individual high-gloss shadowline			
760	For window recess cover. Included as part of M Sport package	\$200	○	○

● Standard ○ Optional NCO No Cost Option

Product features, specifications, models and prices are subject to change without notice. The general information in these materials should always be read in conjunction with other specific materials and information available from BMW Group New Zealand. E&OE



Genuine BMW Accessories.

Driving a BMW is always a special experience, but it can be made even more so with Genuine BMW Accessories thanks to their combination of unique ideas, supreme functionality and stunning design. Discover a wide range of innovative solutions, covering areas such as the exterior and interior, communication and information, as well as transportation and luggage compartment solutions.

For more information, please contact your preferred BMW Dealer who will be pleased to advise you on the full range of Genuine BMW Accessories, or visit bmw.co.nz/accessories.



BMW Travel and Comfort system, iPad Holder



BMW rear storage bag



BMW junior seat (isofix base)



BMW 19" turbine styling 487 biocolor 19" alloy wheels



BMW fitted compartment mat with loading sill protective mat and BMW folding box



BMW roof box 320 and roof rack railing carrier



BMW Offers & Services.



BMW Financial Services

BMW Group Financial Services is your one stop shop for all your Finance, Leasing and Insurance needs. Each BMW dealership has a dedicated Business Manager who can put together a tailored finance and insurance package, to make getting into your next BMW even easier.

Speak to your Business Manager today about our Finance and Insurance products.



Genuine BMW Service

Quality and safety are the essence of a Genuine BMW Service. When you buy a BMW, you can look forward to superb service and comprehensive customer care.

BMW Service Inclusive is complimentary with all BMW's sold new in New Zealand for a period of 3 years, so you don't have to waste a moment thinking about the cost of maintenance for your vehicle.

For more information visit bmw.co.nz/service



BMW Driving Experience

If you've ever wondered why a BMW is the Ultimate Driving Machine, a BMW Driving Experience course is for you.

Sign up for a BMW Driving Experience course and you will learn what these remarkable vehicles can really do. More importantly, you will also acquire essential skills that will enhance your driving ability and safety.

For more information, call 0508 BMW DRIVE (0508 269374) or email BMW@tracktime.co.nz



BMW ConnectedDrive.

The BMW ConnectedDrive Services & Apps are on hand to make sure you have more time for the important things in life. Various innovations by BMW make things more convenient for you every day – whenever you want.



Concierge Service is a personal telematic call service that connects you to a BMW operator, who will be able to quickly access the information you need 7 days a week, 24 hours a day.



Emergency Call is standard for every new BMW. With either the manual or the automatic emergency call, details of your vehicle and location will be sent directly to an Emergency Service Centre.



Real Time Traffic Information (RTTI) provides a precise account of current traffic in real time. The information is presented on the Navigation map using colourful visualisation of traffic status, with diversion recommendations based on the current traffic situation.

BMW Connected App.



The BMW Connected app learns your mobility routines, reads your calendar and knows when you need to leave, providing customers with a personal experience that is integrated into their everyday life. The app will allow customers to fully unleash the capabilities of BMW's innovative technologies intuitively through your smartphone.




Learned destinations

BMW Connected learns your most frequently travelled routes and provides them as 'learned destinations' for future suggestions. If destinations are repeatedly visited, they are automatically listed at the usual time.



Remote Services

Stay in touch with your BMW where ever you are. You can perform online searches powered by Google™, find your vehicle Location, lock & unlock your doors and flash the headlights or honk the horn to find your car.



Share Live Trip Status

Using the BMW Connected+ feature "Share Live Trip Status", you can let others have details of your journey, live and in real time. To do this, send a link to a selected contact, who will then be able to access a map view with your current position, destination and estimated time of arrival.

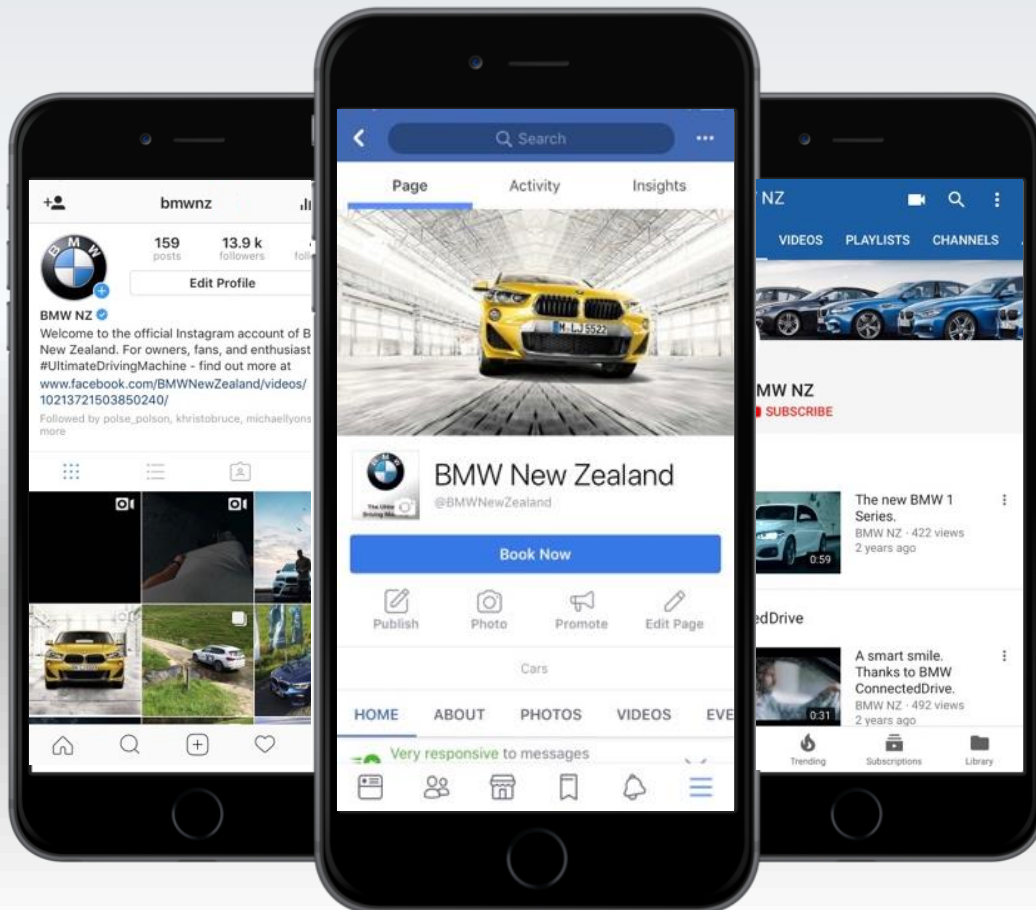


The Ultimate
Driving Machine

IMMERSE YOURSELF IN THE WORLD OF BMW.

Keeping up with the Ultimate Driving Machine has never been easier.
Connect with us online and stay up to date with the latest from BMW.

www.bmw.co.nz



www.facebook.com/BMWNewZealand



www.instagram.com/BMWNZ



www.youtube.com/NZBMW