



The Ultimate
Driving Machine



THE ALL-NEW BMW 6 SERIES GRAN TURISMO.

DEALER SPECIFICATION GUIDE JULY 2018.

MODELS.

640i xDrive (JV62)

Model Highlights:

- 8-speed sport automatic transmission with gearshift paddles
- 20" BMW light-alloy wheels, Double-spoke styling 648M
- Adaptive LED Headlights
- BMW Head Up Display
- Driving Assistant Plus
- Panorama Glass sunroof
- Parking Assistant Plus with Remote 3D View
- Speed Limit Info
- Multifunctional instrument display
- Navigation system Professional inc. iDrive6
- Panorama glass sunroof



Product Details:

Consumption:	8.5l / 100km ^[1]	CO ₂ :	195g / km ^[1]
0-100km/h:	5.3 sec	Transmission:	8-speed sport automatic
Engine:	6-cylinder	Power/Torque:	250kW / 450Nm

Price incl. GST

\$158,600

[1] IMPORTANT INFORMATION ABOUT OUR DATA

Fuel consumption is determined in accordance with the ECE driving cycle (93/116/EC) made up of approximately one third urban traffic and two thirds extra-urban driving (based on the distance covered). CO₂ emissions are measured in addition to fuel consumption.

All data is presented based on a vehicle of this model with standard equipment as tested for the German market. Where those vehicles are available in a right hand drive variant, they can be specially ordered from the factory by New Zealand customers.

Figures given for unladen weight in kg is based on vehicle with standard equipment and includes a 90 per cent tank filling, 68 kg allowance for the driver and 7 kg allowance for luggage. Optional equipment may increase this figure. The performance and fuel consumption rates listed are based on the use of RON 98 fuel.

Actual figures for fuel consumption and emissions will depend on many factors including traffic conditions, driving habits, prevailing conditions and your vehicle's actual equipment, condition and use. Test figures are unlikely to be achieved in real world driving conditions and should only be used for comparing one vehicle with another.

Further information about the official fuel consumption and the official specific CO₂ emissions for new passenger vehicles can be found in the 'New Passenger Vehicle Fuel Consumption and CO₂ Emission Guidelines', which are available free of charge at all sales outlets, from Deutsche Automobil Treuhand GmbH (DAT), Hellmuth-Hirth-Str. 1, 73760 Ostfildern, Germany, or at <http://www.dat.de/en/offers/publications/guideline-for-fuel-consumption.html>.

STANDARD EQUIPMENT.

640i xDrive

Transmission and technology

- 8-speed sport automatic transmission with gearshift paddles
- BMW Twin Power Turbo inline 6-cylinder petrol engine
- Brake Energy Regeneration
- Electric power steering with Servotronic
- Preparation for tow bar
- Rear axle air suspension
- Start/Stop button
- xDrive

Exterior design and features

- 20" BMW light-alloy wheels, Double-spoke styling 648M
- Automatic tailgate
- Chrome Line exterior
- Exhaust tailpipe trapezoidal
- Heated exterior mirrors in body colour
- Metallic paintwork
- M Sport package
- M Sport brake
- Panorama glass roof
- Signature BMW ornamental kidney grille
- Sun protection glazing

Light and Sight

- Ambient light incl. Welcome carpet
- Automatic dipping interior and door mirrors
- Exterior mirrors with automatic anti-dazzle function
- High-beam Assist
- Interior rear-view mirror with automatic anti-dazzle function
- Adaptive LED Headlights
- Rain sensor and automatic driving controls

Driver assistance

- Driving Assistant Plus, includes Active Cruise Control
- Parking Assistant Plus, includes Rear View Camera, Park Distance Control (PDC) front and rear and Remote 3D View
- Speed Limit Info
- Steering and lane control assistant
- Lane change assistant
- Lane keeping assistant with active side collision protection

Safety

- Active Protection
- Airbags for driver and front passenger (front, side, and head. Knee airbag for the driver)
- Central locking with electronic immobiliser Dynamic braking lights
- Dynamic Stability Control (DSC), Anti-lock Braking System (ABS), Braking Assistant, Cornering Brake Control (CBC), Dynamic Traction Control (DTC)
- Inner-vented disc brakes
- ISOFIX child seat mounting
- Run-flat indicator
- Run-flat safety tyres
- Three-point seat belts
- Warning triangle and first aid kit

Entertainment, communication and information

- BMW Head Up Display
- CD Player
- Harman Kardon surround sound system
- iDrive controller with favourite buttons
- Multifunctional instrument display
- Navigation system Professional with 10.25" touch Control Display incl. iDrive 6
- Personal Profile
- Radio BMW Professional
- Telephony with Wireless Charging for smartphone
- USB audio interface

ConnectedDrive features

- Concierge Services
- ConnectedDrive Services
- Intelligent Emergency Call
- Navigation Assistant, incl. Real Time Traffic Information
- Remote Services
- TeleServices

Interior design, comfort and equipment

- Additional 12V power socket
- Automatic climate control, 2-zone
- BMW Gesture Control
- BMW Individual headliner anthracite
- Comfort Access System, keyless entry
- Door sill finishers with 'M' designation. illuminated
- Electric seat adjustment for driver and front passenger, with memory function
- Fine-wood trim Poplar Grain Grey with highlight trim finisher Pearl Chrome
- Floor mats in velour
- Galvanic embellishers for controls
- Instrument panel in Sensatec
- Lumbar support for driver and front passenger
- M leather steering wheel
- Seat heating for driver and front passenger
- Comfort seats for driver and front passenger
- Storage options
- Through-loading system
- Upholstery, Leather 'Dakota' with exclusive stitching

LINES.

Luxury Line

640i xDrive



Exterior content:

- Front bumper and front ornamental design elements, tailpipe finishers and rear bumper embellisher in chrome
- Door handles illuminated with chrome insert
- Kidney grille bars in chrome
- Window frame in chrome
- B pillar in black high-gloss
- Tailpipe finishers in chrome
- LED fog lights

NCO

○



Interior content:

- Active seat ventilation in the front seats
- Exclusive Leather 'Nappa' Upholstery
- Sport leather steering wheel
- Front and rear door sill finisher illuminated with inserts in aluminium with 'Luxury Line' designation

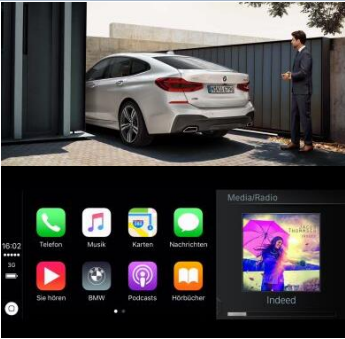
Wheel: 20" light alloy wheels W-spoke style 646, high-gloss polished

● Standard ○ Optional NCO No Cost Option

Product features, specifications, models and prices are subject to change without notice. The general information in these materials should always be read in conjunction with other specific materials and information available from BMW Group New Zealand. E&OE

PACKAGES.

Innovations Package



- BMW Display Key**
 The integrated touch display allows to execute selected remote control functions and shows various information about the vehicle's status.
- Remote Control Parking**
 Allows the driver to park into or pull out of a space using a remote control from outside the vehicle.
- Apple Car Play**
 Enables wireless and comfortable usage of your iPhone® in your vehicle

\$1,450

○

Exclusive Package



- Adaptive 2-axle air suspension**
 Ensures extremely comfortable driving and suspension dynamics. The driving dynamics also benefit from the perfectly consistent elevation, even if the vehicle is fully loaded.
- Automatic air conditioning with 4-zone control**
 Automatic temperature and air volume regulation for all seats
- Integral Active Steering**
 Combines steering for the rear wheels with support that varies based on the steering angle on the front axle.
- Roller sunblinds**
 Protection against strong direct sunlight and also less overheating of the interior on warm and sunny days.

\$7,400

○

Comfort Package



- Seat heating front and rear**
 Makes for comfortably warm seats in cool temperatures
- Steering-wheel heating**
 Cold hands will be pleasantly warmed within seconds. After 30 minutes the heating is automatically turned off again.
- Ambient Air package**
 Air ionisation and scents for the vehicle interior. Intensity of the scents can be controlled in three stages via iDrive controller or button in the air-conditioning control panel.

\$1,650

○

● Standard ○ Optional NCO No Cost Option

Product features, specifications, models and prices are subject to change without notice. The general information in these materials should always be read in conjunction with other specific materials and information available from BMW Group New Zealand. E&OE

UPHOLSTERY AND TRIMS.

Luxury Line

M Sport

Upholstery, Leather 'Dakota'

			Luxury Line	M Sport
LCFK	Black with exclusive contrast stitching with Black interior colour	NCO	○	○
LCDO	Canberra Beige with exclusive contrast stitching with Canberra Beige interior colour	NCO	○	○
LCFI	Ivory White with exclusive contrast stitching with Black interior colour	NCO	○	○
LCFF	Ivory White with exclusive contrast stitching with Black/Dark Coffee interior colour	NCO	○	○
LCRO	Cognac with exclusive contrast stitching with Black interior colour	NCO	○	○

Upholstery, Leather 'Nappa'

LZFK	Black with exclusive contrast stitching with Black interior colour	NCO \$1,500	○	○
LZFI	Ivory White with exclusive contrast stitching with Black interior colour	NCO \$1,500	○	○
LZFF	Ivory White with exclusive contrast stitching with Black/Dark Coffee interior colour	NCO \$1,500	○	○
LZNI	Mocha with exclusive contrast stitching with Black interior colour	NCO \$1,500	○	○
With Luxury Line only available with 453 'Active seat ventilation in the front seats'				

Interior Trims



4K7	Aluminium Rhombicle with highlight trim finishers Pearl Chrome (only with M Sport Package)	NCO	-	○
4K9	Fine-Brushed Aluminium with highlight trim finisher Pearl Chrome (not with M Sport Package)	NCO	○	-
4LH	Fine-wood trim 'Fineline' Cove with highlight trim finisher Pearl Chrome	NCO	○	○
4LF	Fine-wood trim 'Fineline' Ridge with highlight trim finisher Pearl Chrome	NCO	○	○
4LG	Fine-wood trim Dark Burlled Walnut with highlight trim finisher Pearl Chrome	NCO	○	○
4LQ	Fine-wood trim Poplar Grain Grey with highlight trim finisher Pearl Chrome		●	●
4ML	BMW Individual interior trim finishers piano finish Black	\$500	○	○

● Standard ○ Optional NCO No Cost Option

Product features, specifications, models and prices are subject to change without notice. The general information in these materials should always be read in conjunction with other specific materials and information available from BMW Group New Zealand. E&OE

PAINT, TRIM AND WHEELS.




Non-Metallic Paint

				Luxury Line	M Sport
	300	Alpine White	NCO	○	○
	668	Black	NCO	○	-

Metallic Paint

	416	Carbon Black	NCO	-	○
	475	Black Sapphire	NCO	○	-
	A83	Glacier Silver	NCO	○	-
	A90	Sophisto Grey Brilliant Effect	NCO	○	○
	A96	Mineral White	NCO	○	○
	C10	Mediterranean Blue	NCO	○	-
	C25	Royal Burgundy Red Brilliant Effect	NCO	○	○
	C2S	Jucaro Beige	NCO	○	-
	C2Y	Bluestone	NCO	○	○

Wheels

	21H	20" M light alloy wheels Double-spoke style 648 M Bicolour with mixed tyres and run-flat properties front: 8.5 J x 20 / tyres 245/40 R 20, rear: 10 J x 20 / tyres 275/35 R 20		-	●
	27Z	20" light alloy wheels W-spoke style 646, high gloss polished with mixed tyres and run-flat properties front: 8 J x 20 / tyres 245/45 R 20, rear: 9.5 J x 20 / tyres 275/40 R 20		●	-
	24N	20" light alloy wheels V-spoke style 628 Bicolour with mixed tyres and run-flat properties front: 8.5 J x 20 / tyres 245/40 R 20, rear: 10 x 20 tyres 275/35 R 20	\$500	○	-

● Standard ○ Optional NCO No Cost Option

Product features, specifications, models and prices are subject to change without notice. The general information in these materials should always be read in conjunction with other specific materials and information available from BMW Group New Zealand. E&OE

OPTIONAL EQUIPMENT.

640i xDrive

248	Steering wheel heating	\$500	○
2VB	Tyre pressure indicator	\$500	○
	Integral Active Steering		
2VH	Combines steering for the rear wheels with support that varies based on the steering angle on the front axle.	\$2,750	○
	Adaptive 2-axle air suspension		
2VR	Ensures extremely comfortable driving and suspension dynamics. The driving dynamics also benefit from the perfectly consistent elevation, even if the vehicle is fully loaded.	\$4,000	○
	Executive Drive		
2VT	Executive Drive Pro is a suspension control system that combines high driving comfort with dynamic driving characteristics. Thanks to the active sway-stabilization - the first to work electro-mechanically - movement of the body is minimised when driving straight and when rounding corners. Only with 2VH 'Integral Active Steering' includes 2VR 'Adaptive 2-axle air suspension'	\$5,000	○
	Alarm system		
302	Monitoring the whole car, including interior-movement sensor, tilt sensor and siren.	\$1,000	○
	Soft-Close function for doors		
323	Enables the doors to be closed conveniently, safely and quiet. Auto-close when partially open.	\$1,500	○
	Towbar, electrically folding		
3AC	The towbar with electrically adjustable tow ball is extremely easy to fold under the rear apron, where it is not visible during rides without a trailer. This feature also includes trailer stability control. The maximum trailer load is 2,100kg	\$2,400	○
	Roller sunblinds		
416	Electric sunblind for rear door windows	\$1,500	○
	Active seat ventilation in the front seats		
453	Ventilation of seat base and seat backrest Included in Luxury Line	\$1,500	○
	M seat belts		
4GQ	Contains black seat belts with fine M seam for all seats Only with 337 'M Sport Package'	\$590	○
4HA	Seat heating rear	\$700	○
	Automatic air conditioning with 4-zone control		
4NB	Temperature control and air volume control, automatic program, separate adjustment for driver and front passenger	\$1,000	○
	Massage function front		
4T7	Eight massage programs, each with three intensity levels for muscle activation and relaxation	\$1,750	○
	Ceramic surround for controls		
4U1	Details in ceramic: gear selection lever, surround for iDrive controller, audio and A/C controls	\$1,000	○
	Ski and snowboard bag		
4UY	The Ski and snowboard bag makes it possible to transport skis or snowboards cleanly and safely. Practical carabiner ensure that it is securely fastened. The bag can be easily removed and used outside the car.	\$800	○
	TV function		
601	Enables the reception of digital broadcasts when the car is stationary.	\$2,500	○
	DAB tuner		
654	Enables digital radio reception	\$750	○
	Apple CarPlay®		
6CP	Enables wireless and comfortable usage of your iPhone® in your vehicle via Apple CarPlay®	\$500	○
	Bowers & Wilkins Diamond surround sound system		
6F1	Fully active 10-channel amplifier with 1400 W and 16 speakers	\$8,250	○
	Rear-seat entertainment Professional		
6FH	2 tiltable independent 10.2" screens in the rear. Not with Leather Nappa (LZ**) upholstery. Only with 601 'TV function'	\$5,000	○
	BMW Night Vision with person recognition		
6UK	Camera-based system employing infrared technology to enable people and animals to be seen more readily in poor-visibility situations	\$4,500	○
	Language version, simplified Chinese in the BMW iDrive interface,		
866	with English language available as an alternative language.	NCO	○

● Standard ○ Optional NCO No Cost Option

Product features, specifications, models and prices are subject to change without notice. The general information in these materials should always be read in conjunction with other specific materials and information available from BMW Group New Zealand. E&OE



BMW Offers & Services.



BMW Financial Services

BMW Group Financial Services is your one stop shop for all your Finance, Leasing and Insurance needs. Each BMW dealership has a dedicated Business Manager who can put together a tailored finance and insurance package, to make getting into your next BMW even easier.

Speak to your Business Manager today about our Finance and Insurance products.



Genuine BMW Service

Quality and safety are the essence of a Genuine BMW Service. When you buy a BMW, you can look forward to superb service and comprehensive customer care.

BMW Service Inclusive is complimentary with all BMW's sold new in New Zealand for a period of 3 years, so you don't have to waste a moment thinking about the cost of maintenance for your vehicle.

For more information visit bmw.co.nz/service



BMW Driving Experience

If you've ever wondered why a BMW is the Ultimate Driving Machine, a BMW Driving Experience course is for you.

Sign up for a BMW Driving Experience course and you will learn what these remarkable vehicles can really do. More importantly, you will also acquire essential skills that will enhance your driving ability and safety.

For more information, call 0508 BMW DRIVE (0508 269374) or email BMW@tracktime.co.nz



BMW ConnectedDrive.

The BMW ConnectedDrive Services & Apps are on hand to make sure you have more time for the important things in life. Various innovations by BMW make things more convenient for you every day – whenever you want.



Concierge Service is a personal telematic call service that connects you to a BMW operator, who will be able to quickly access the information you need 7 days a week, 24 hours a day.



Emergency Call is standard for every new BMW. With either the manual or the automatic emergency call, details of your vehicle and location will be sent directly to an Emergency Service Centre.



Real Time Traffic Information (RTTI) provides a precise account of current traffic in real time. The information is presented on the Navigation map using colourful visualisation of traffic status, with diversion recommendations based on the current traffic situation.

BMW Connected App.


The BMW Connected app learns your mobility routines, reads your calendar and knows when you need to leave, providing customers with a personal experience that is integrated into their everyday life. The app will allow customers to fully unleash the capabilities of BMW's innovative technologies intuitively through your smartphone.



Learned destinations
BMW Connected learns your most frequently travelled routes and provides them as 'learned destinations' for future suggestions. If destinations are repeatedly visited, they are automatically listed at the usual time.



Remote Services
Stay in touch with your BMW where ever you are. You can perform online searches powered by Google™, find your vehicle Location, lock & unlock your doors and flash the headlights or honk the horn to find your car.



Share Live Trip Status
Using the BMW Connected+ feature "Share Live Trip Status", you can let others have details of your journey, live and in real time. To do this, send a link to a selected contact, who will then be able to access a map view with your current position, destination and estimated time of arrival.

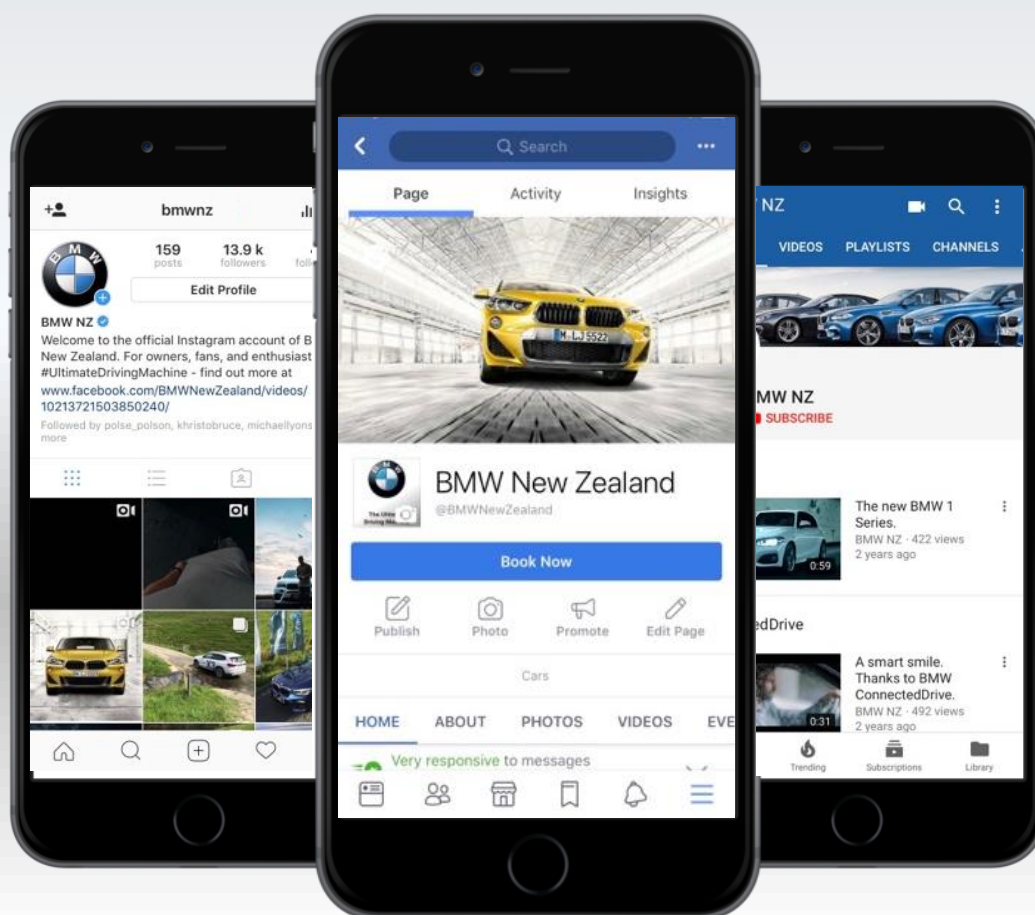


The Ultimate
Driving Machine

IMMERSE YOURSELF IN THE WORLD OF BMW.

Keeping up with the Ultimate Driving Machine has never been easier.
Connect with us online and stay up to date with the latest from BMW.

www.bmw.co.nz



www.facebook.com/BMWNewZealand



www.instagram.com/BMWNZ



www.youtube.com/NZBMW