



## SPA320


- .DESCRIPTION
- .Universal AC input / Full range(Max 305VAC)
- .High efficiency up to 92-94%
- .Waterproof IP67
- .Protections:Short circuit / Overload / Over voltage
- .Built-in active PFC function
- .Cooling by free air convection
- .Class I
- .Compliance to ERP directive
- .5 years warranty




Model		SPA320-12VFP	SPA320-24VFP
Output	OUTPUT VOLTAGE	12V DC	24VDC
	RATED CURRENT	25A	13.3A
	MAX OUTPUT POWER	300W max	320W max
	RIPPLE & NOISE	500mV	500mV
	VOLTAGE ACCURANCE Note.2	+/-5%	
	LINE REGULATION	+-1%	
	LOAD TOLERANCE	+/-2%	
	SETUP, RISE TIME Note.3	500mS, 30mS (230V 50Hz)	
HOLD UP TIME (Typ.)	30ms/230V 15ms/120V		
Input	VOLTAGE RANGE	90~305V AC	
	FREQUENCY RANGE	47~63Hz	
	POWER FACTOR (Typ.)	PF>0.95 (230V 50Hz) PF>0.97(115V 50Hz) Full load	
	EFFICIENCY (Typ.)	92.0%	94.0%
	AC CURRENT (Typ.)	1.5A/230V 50Hz 3A/115V 60Hz	1.6A/230V 50Hz 3.2A/115V 60Hz
	INRUSH CURRENT (Typ.)	70A/230V (25°C)	
	LEAKAGE CURRENT	<0.75mA max (230C 50Hz)	
Protection	OVER CURRENT	1.2~1.6 times rated load ( auto-recovery)	
	SHORT CIRCUIT	Hiccup mode auto-recovery	
	OVER VOLTAGE	16V Max	28V Max
		Protection mode: Turn off input voltage and restart	
Environment	WORKING TEMP. Note.5	-40~60°C	
	WORKING HUMIDITY	15~95% RH	
	STORAGE TEMP., HUMIDITY	-40~80°C, 10~95% RH	
	TEMP. COEFFICIENT	+/-0.05%/°C (-10~45°C)	
	IP RATING	IP67	
	VIBRATION	10 ~ 500Hz, 2G 10min./1cycle, 30 min. each along X, Y, Z axes	
Safety&EMC	SAFETY STANDARDS Note.4	EN61347-1, EN61347-2-13	
	WITHSTAND VOLTAGE	I/P:3.75KV DC O/P:1KV DC 1min	
	ISOLATION RESISTANCE	I/P:-O/P, I/P-FG: 50M Ohm/500VDC/25°C/70%RH	
	EMC EMISSION	EN55015, FCC PART15 ClassB	
	EMC IMMUNITY	EN61000-4-2、3、4、5、6、8、11; EN61547	
	HARMONIC	EN61000-3-2 CLASS C (100%load)	
Others	MTBF	5 years MIL-HDBK-217F (50°C)	
	DIMENSION	285*86.3*22.4mm	
Note	1.All parameters NOT specially mentioned are measured at 230VAC, rated load and 25°C of ambient temperature. 2.Tolerance : includes set up tolerance, line regulation and load regulation. 3.SETUP, RISE TIME is measured from 10% to 90% voltage 4.Safety and EMC design refer to EN61347-1、EN61347-2-13;TUV;CE Approved 5.Derating curves		

## Dimensions(mm)

### 12V




### 24V




# Wiring Diagram

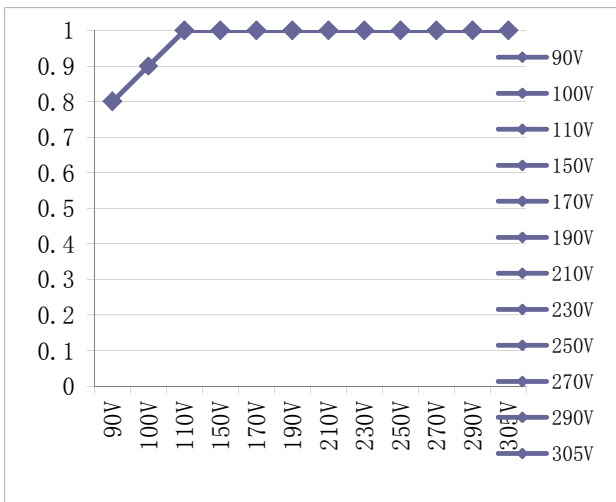
## 12V



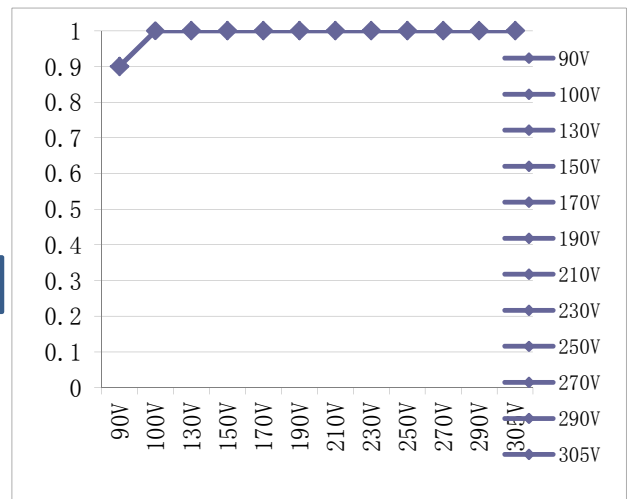
## 24V



# Derating Curve



12V



24V