



INSTRUKCJA MONTAŻU:




EN-48383-1

1 is installed to hold the cams on the left head. Make sure that the 1 is completely on the cams.



EN-48383-2

2 is installed to hold the left head cams when the engine is at the second timing position to set the right head chain.

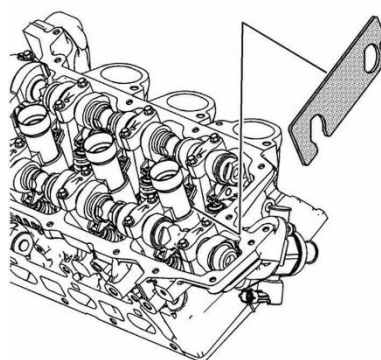


EN-48383-3

3 is installed on the rear of right head cams.



EN-48383-1

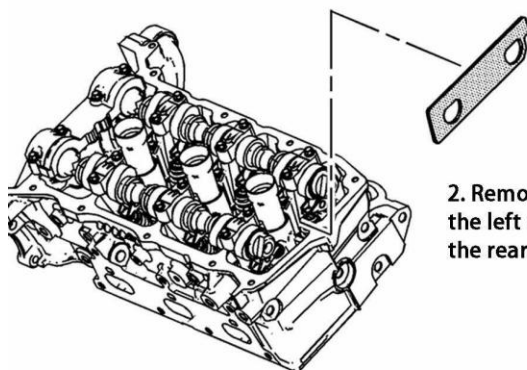


1. Install the en48383-1 to the left of the camshaft, make sure that the en48383-1 is completely on the camshaft

(the installation of the left secondary camshaft intermediate drive chain is possible)



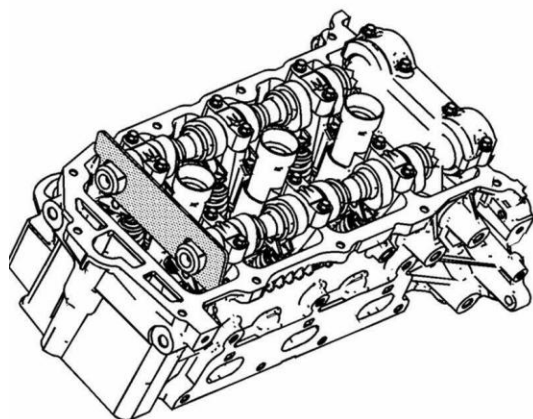
EN-48383-2



2. Remove the en48383-1 from the rear of the left camshaft, install the en48383-2 to the rear of the left side of cam wheel



EN-48383-3



3. Install the en48383-3 to the rear of the right cam shaft