

MRS-35-U series

35W Constant Voltage Enclosed Switching Power Supply



■ Features:

- Universal AC input / Full range
- Low no-load power consumption < 0.3W
- Protections: Over current / Short circuit / Over Voltage
- Compact size with a low 1U profile
- LED indicator for power on
- Wide range of operating temperature range: -30°C to +70°C
- Operating altitude up to 5000m



🔍 MODEL NUMBERING

MRS	-	35	-	X	-	U	-	Y		
SERIES		RATED OUTPUT POWER		RATED OUTPUT VOLTAGE		INPUT VOLTAGE RANGE		OPTIONS		
ENCLOSED TYPE SWITCHING POWER SUPPLY, 1U PROFILE, CONSTANT VOLTAGE DESIGN		35 means 35W		X = 05	5V	U means 85~264VAC / 120~373VDC		Y = C	Terminal block with cover	
				X = 12	12V					
				X = 15	15V				Y = Q	Conformal coating
				X = 24	24V					

🔍 ELECTRICAL SPECIFICATION

MODEL	MRS-35-05-U	MRS-35-12-U	MRS-35-15-U	MRS-35-24-U
OUTPUT				
RATED VOLTAGE	5V	12V	15V	24V
ADJUSTABLE VOLTAGE RANGE (MIN.)	4.5V ÷ 5.5V	10.2V ÷ 13.8V	13.5V ÷ 18V	21.6V ÷ 28.8V
RATED CURRENT	7A	3A	2.4A	1.5A
RATED POWER	35W	36W	36W	36W
LINE REGULATION	± 0.5%			
LOAD REGULATION	± 1.0%		± 0.5%	
RIPPLE & NOISE (MAX.) [2]	80mV _{P-P}	120mV _{P-P}	120mV _{P-P}	150mV _{P-P}
HOLD UP TIME (TYP.)	30ms / 230VAC at full load; 8ms / 115VAC at full load			
INPUT				
VOLTAGE RANGE	85 ÷ 264VAC; 120 ÷ 373VDC			
FREQUENCY RANGE	47 ÷ 63Hz			
EFFICIENCY (TYP.)	83%	87%	89%	88%
AC CURRENT (TYP.)	0.6A / 230VAC; 0.8A / 115VAC			
INRUSH CURRENT (TYP.)	50A / 230VAC; 30A / 115VAC			
LEAKAGE CURRENT (MAX.)	0.75mA / 240VAC			

MRS-35-U series

35W Constant Voltage Enclosed Switching Power Supply



PROTECTIONS

OVER CURRENT	Range: 110% ÷ 200% rated current			
	Type: hiccup mode, auto-recovery.			
SHORT CIRCUIT	Type: hiccup mode, auto-recovery.			
OVER VOLTAGE	≤ 6.3VDC	≤ 16.2VDC	≤ 21.75VDC	≤ 33.6VDC
	Type: shut down output voltage. Re-power on to recovery.			

WORKING ENVIRONMENT

WORKING TEMPERATURE	-30°C ÷ 70°C (Refer to Temperature Derating Curve)		
WORKING HUMIDITY	20 ÷ 90% RH non-condensing		
STORAGE TEMPERATURE AND HUMIDITY	-40°C ÷ 85°C, 10 ÷ 95% RH non-condensing		
TEMPERATURE COEFFICIENT	± 0.03% / °C		
OPERATION ALTITUDE (MAX.)	[5]	5000m	

SAFETY AND EMC REGULATIONS

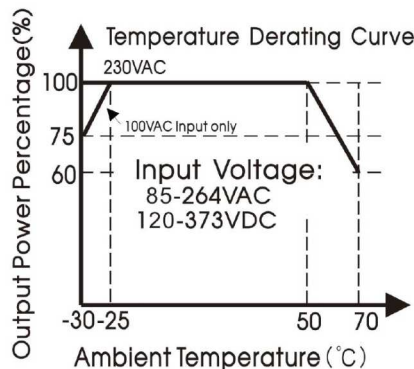
SAFETY STANDARDS	Compliance to EN62368-1, EN60335-1, EN61558-1, EN61558-2-16
WITHSTAND VOLTAGE	IN/OUT: 4000VAC (< 10mA); IN/GND: 2000VAC (< 10mA) ; OUT/GND: 1250VAC (< 10mA)
ISOLATION RESISTANCE	IN/OUT, IN/GND, OUT/GND: 100MΩ/500VDC
EMC EMISSION	Compliance to EN55032
EMC IMMUNITY	Compliance to EN55035; EN61000-4-2, -3, -4, -5, -6, -11
HARMONIC CURRENT	Compliance to EN61000-3-3, EN61000-3-2

OTHERS

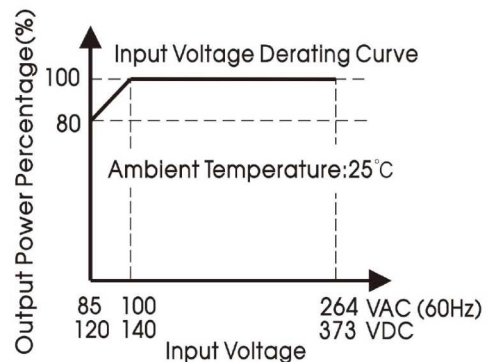
MTBF (MIN.)	300 000h / 25°C per MIL-HDBK-217F
DIMENSIONS AND CASE MATERIAL	99 x 82 x 30mm (L x W x H); Metal (AL1100, SGCC)
NET WEIGHT	0.17kg

1. All parameters NOT specially mentioned are measured at 230VAC input, rated load, 25°C of ambient temperature and humidity <75% RH.
2. Ripple & noise is measured at 20MHz of bandwidth by using a 12" twisted pair-wire terminated with a 0.1μF i 47μF parallel capacitor.
3. In order to improve the efficiency at high input voltage, there will be audible noise generated, but it does not affect product performance and reliability.
4. Case needs to be connected to the earth (⊕) of the system when the terminal equipment in operating.
5. The room temperature derating of 5°C / 1000m is needed for operating altitude greater than 2000m.
6. Power supply is considered as component not indented to apply by end-user. Power supply meets safety and EMC standards however the final equipment with power supply must be re-quality to comply with EMC Directives.

DERATING CURVE



STATIC CHARACTERISTIC

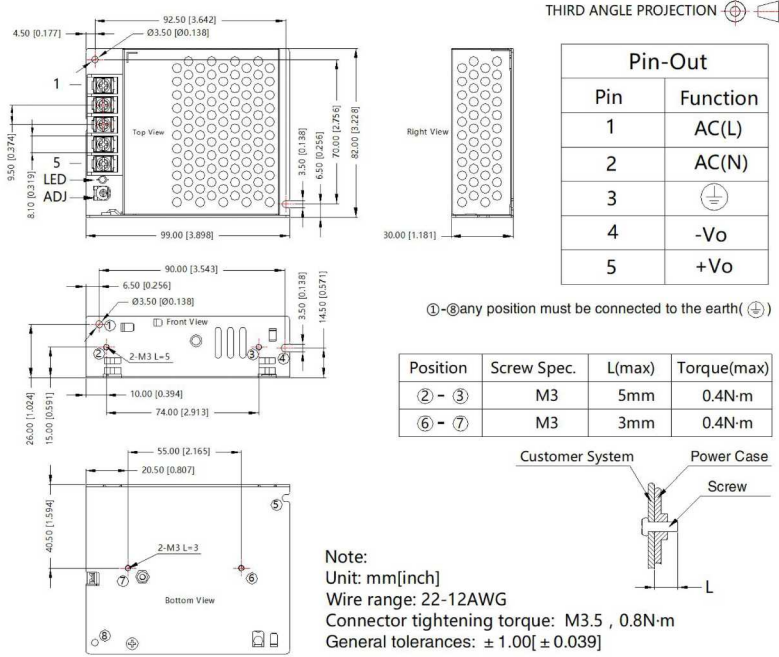


MRS-35-U series

35W Constant Voltage Enclosed Switching Power Supply



MECHANICAL SPECIFICATION of MRS-35-U and MRS-35-U-Q



MECHANICAL SPECIFICATION of MRS-35-U-C

