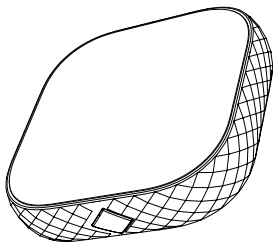


USER MANUAL

Wireless CarPlay/Android Auto Adapter



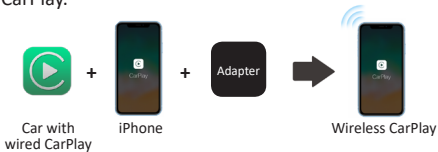


CONTENT

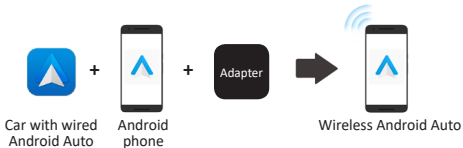
What's in the box	6
Interface and connector	6
Connection diagram	7
How to set up wireless CarPlay	8
How to set up wireless Android Auto.....	8
Firmware update	9
Update on iPhone	10
Update on Android smartphone	11
How to report an issue	13

OVERVIEW

For iPhone to use Apple CarPlay wirelessly on factory car multimedia system which has built-in wired Apple CarPlay.



For android smartphones to use Android Auto wirelessly on factory car multimedia system which has built-in wired Android Auto function.



Specifications

Function	Convert OEM Apple CarPlay to wireless Apple CarPlay, convert OEM wired Android Auto to wireless
Compatibility	Cars with OEM Android Auto / CarPlay
Control	OEM touch screen, steering wheel, and joystick control
Input Power	USB 5V~1A
Connectivity	Wi-Fi & Bluetooth

What's in the box

- Wireless adapter *1
- USB cable (Type-C to A) *1
- USB cable (Type-C to C) *1
- User manual *1
- Double-sided sticky pad *1

Interface and connector

Type-C
power



Smart
button*

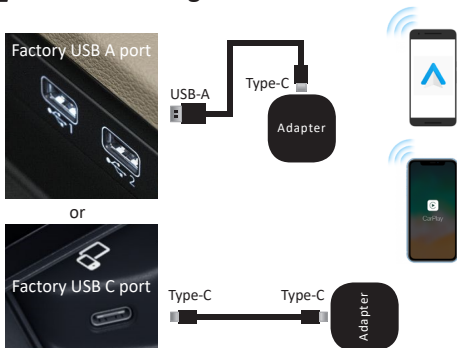


*

Press and hold for 3s then release: switch to update mode (only for Android phone)

Press and hold for more than 15s: factory reset, all connection history will be erased.

Connection diagram



NOTE! The adapter should be plugged into the USB port that is for wired Apple CarPlay/Android Auto connecting if there are multi USB ports in your car

How to set up wireless CarPlay

- Turn on your iPhone's Wi-Fi and Bluetooth, then pair to the Bluetooth named "**AUTO2-xxxx**"
- Tap "**Pair-Allow-Use CarPlay**" on the iPhone pop-up notifications
- It will then connect to CarPlay wirelessly after a few seconds.

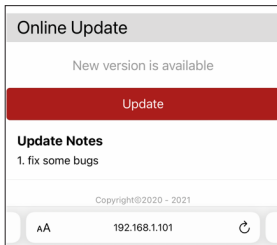
NOTE! No interface will be displayed until Bluetooth pairing is successful.

How to set up wireless Android Auto

- Make sure [Wireless Android Auto] enabled in Android Auto app settings.
- Pair your smartphone with the adapter's Bluetooth: [**AUTO2-xxxx**]. It will then connect to Android Auto wirelessly after a few seconds

Firmware update

Firmware updating is NOT recommended when every function works well.



NOTE! The red and blue indicator lights will flash alternately while updating. Wait for more 30s after light is always on, then disconnect and reconnect the adapter from USB port to finish the whole update.

● Update on iPhone

- If your iPhone is connecting to the wireless CarPlay, enter **192.168.1.101** on iPhone's browser, next tap "**Update**" if there is an update available.
- If your iPhone could not connect to the wireless CarPlay, please join the adapter's WiFi network **[AUTO2-xxxx]** by manual and the password is **88888888**. Next enter **192.168.1.101** on iPhone's browser, and tap "**Update**".

● Update on Android smartphone

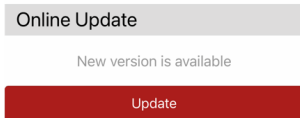
- If you have connected to the Android Auto wirelessly, disable Bluetooth and forget the WiFi network first.
- While powered on, press the button and hold for 3s then release. The led indicator will switch to green light after 1-2 seconds.



-
- On your phone, go to **WiFi >> Advanced settings >> WiFi direct**, tap **[AUTO2-xxxx]** and make sure it has connected.



- Enter **192.168.1.101** on smartphone browser, next tap **"Update"** if there is an update available.



How to report an issue

Any issue while using the adapter, you could directly report the issue online and send us the feedback screenshot. We will fix it as soon as possible

System Version

Build Number 21112921.1284.2

Choose Headunit

Unit Type Factory OEM CarPlay Unit >

Problem Description

Car Make E.g. Toyota

Model Name E.g. Camry XLE

Year E.g. 2020

Detailed description of the problem:

Please enter text here

Submit

• For iPhone users

Please enter **192.168.1.101** on your iPhone browser to submit the issue details after connected to the WiFi network [**AUTO2-xxxx**]

• For Android users

Please follow the 1-3 steps of [**Update on Android smartphone**] on the previous page, then enter **192.168.1.101** to submit the issue.



This device complies with part 15 of the FCC Rules. Operation is subject to the following two conditions:

- (1) This device may not cause harmful interference ;
- (2) this device must accept any interference received, including interference that may cause undesired operation.

Google, Google Play, Android, Android Auto, are trademarks of Google Inc., registered in the U.S. and other countries.

Apple, iPhone, iPad, and CarPlay are trademarks of Apple Inc., registered in the U.S. and other countries.

We are not affiliated with Google Inc. or Apple Inc. All other product and service names mentioned are the trademarks of their respective companies.

V30926