

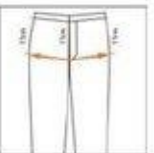

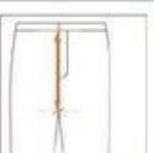
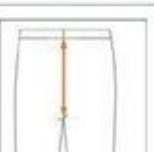


Description	Image	26	28	30	32	33	34	36	38	40	41	42	44	46	48
Waist - relaxed		34.00	36.50	39.00	41.50	42.75	44.00	46.50	49.00	51.50	52.75	54.00	56.50	59.00	61.50
Waist - extended		39.00	41.50	44.00	46.50	47.75	49.00	51.50	54.00	56.50	57.75	59.00	61.50	64.00	66.50
Seat		45.00	47.50	50.00	52.50	53.75	55.00	57.50	60.00	62.50	63.75	65.00	67.50	70.00	72.50
Inner Leg Length - Short		23.00	23.00	23.00	23.00	23.00	23.00	23.00	23.00	23.00	23.00	23.00	23.00	23.00	23.00
Front Rise - Regular		20.00	21.00	22.00	23.00	23.50	24.00	25.00	26.00	27.00	27.50	28.00	29.00	30.00	31.00
Back Rise - Regular		31.00	32.00	33.00	34.00	34.50	35.00	36.00	37.00	38.00	38.50	39.00	40.00	41.00	42.00

Displaying 6 results

Units: CM Grade Rules Display: Absolute