

POSB24050A-E1/U1/U2/A3 series

24V / 0.5A Wall mounted type AC/DC adaptor with plug EU/UK/US/AU



■ Features:

- Universal AC input / Full range
- ErP step II / CEC level VI compliance
- No load power consumption $P < 0.075W$
- Protections: Overload / Short circuit / Over Voltage

ELECTRICAL SPECIFICATION

⊖ — ⊕
CONSTANT VOLTAGE



MODEL	POSB24050A-E1/U1/U2/A3
-------	------------------------

OUTPUT

Rated Voltage	24V
Rated Current	0.5A
Current Range	0 ÷ 0.5A
Rated Power	12W
Line Regulation	± 1%
Load Regulation	± 5%
Tolerance	± 5%
Ripple & Noise (max.)	80mV _{p-p}
Setup, Rise Time	3000ms/ 100VAC at full load
Hold up Time (typ.)	5ms / 230VAC at full load

INPUT

Voltage Range	90 ÷ 264VAC
Frequency Range	47 ÷ 63Hz
Efficiency (typ.)	77.76%
AC Current (typ.)	0.4A / 230VAC
No load Power Consumption (max.)	>0.1W

PROTECTIONS

Overload	Range: 105-200% Auto-recovery.
Short Circuit	Type: hiccup mode, auto-recovery.
Over Voltage	Type: auto-recovery.

POSB24050A-E1/U1/U2/A3 series

24V / 0.5A Wall mounted type AC/DC adaptor with plug EU/UK/US/AU



WORKING ENVIRONMENT

Working Temperature	0°C ÷ 40°C
Working Humidity	10 ÷ 90% RH non-condensing
Storage Temperature and Humidity	-20°C ÷ 60°C, 5 ÷ 90% RH non-condensing

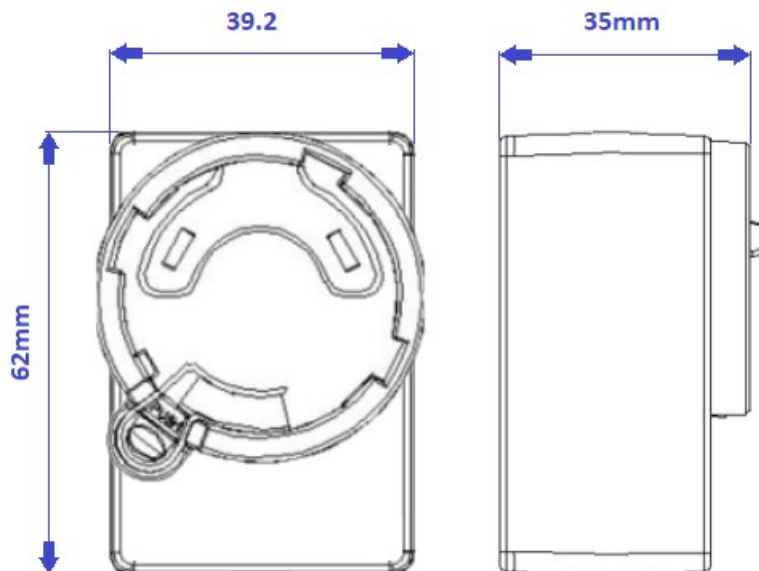
SAFETY and EMC REGULATIONS

Safety Standards	Compliance to EN 62368
Withstand Voltage	IN/OUT: 3.6kVAC
Isolation Resistance	IN/OUT: 50MΩ/500VDC/25°C/70%
EMC Emission	Compliance to EN55032, FCC PART 15B, AS/NZS CISPR22
EMC Immunity	Compliance to EN61000-4-2, -3, -4, -5
Harmonic Current	Compliance to EN61000-3-3; EN61000-3-2

OTHERS

DC wire and plug	Wire: 22AWG*2C, length = 1200mm	Plug: 2.1/5.5, positive inside
Net Weight / Dimensions	131g / 62 x 39,2 x 35mm (L x W x H)	

MECHANICAL SPECIFICATION



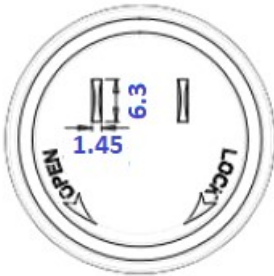
POSB24050A-E1/U1/U2/A3 series

24V/0.5A Wall mounted type AC/DC adaptor with plug EU/UK/US/AU



MECHANICAL SPECIFICATION:

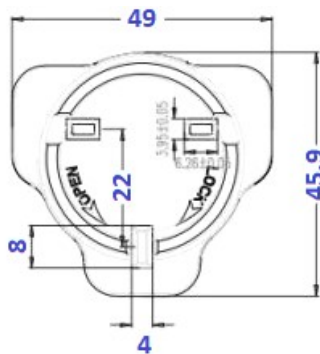
US PLUG



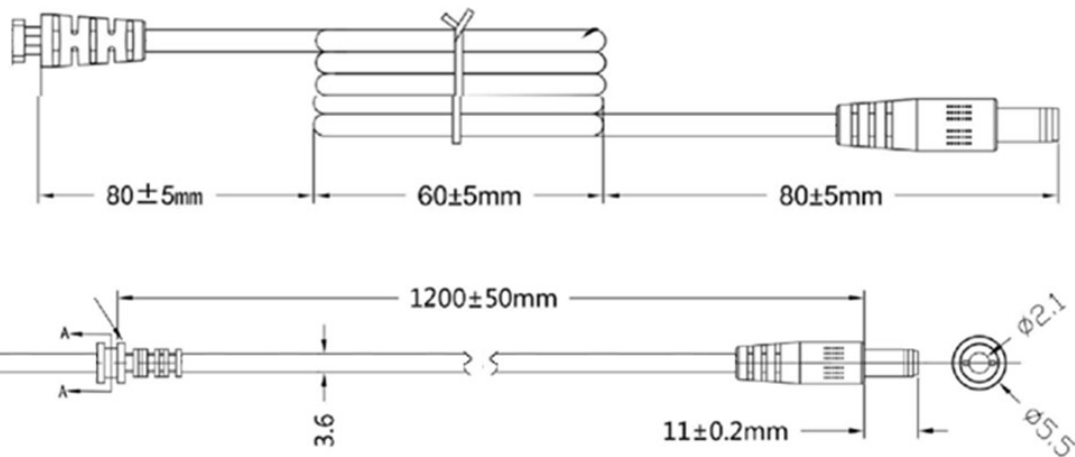
Australia PLUG



UK PLUG



EU PLUG



1. All parameters NOT specially mentioned are measured at 230VAC input, rated load and 25°C of ambient temperature.

2. Ripple & noise are measured at 20MHz of bandwidth by using a 12" twisted pair-wire terminated with a 0.1µF i 47µF parallel capacitor.

3. Tolerance includes set up tolerance, line regulation and load regulation.

4. Setup and rise time is measured from 0 to 90% rated output voltage.

5. Power supply is considered as component not indented to apply by end-user. Power supply meets safety and EMC standards however the final equipment with power supply must be re-quality to comply with EMC Directives.