

**INTELLED**

# ALL IN ONE DESIGN

Lossless installation , Instant start



Imported light source



Built-in driver design



High brightness and focus



Smart heat-dissipation



Convenient and fast install

# JUST

FOR YOU TO CUSTOMIZE  
SURGE LIGHTING EFFECT

We focus on quality, do our best to make every part, Professional quality inspection production, the products produced have undergone strict quality inspection.



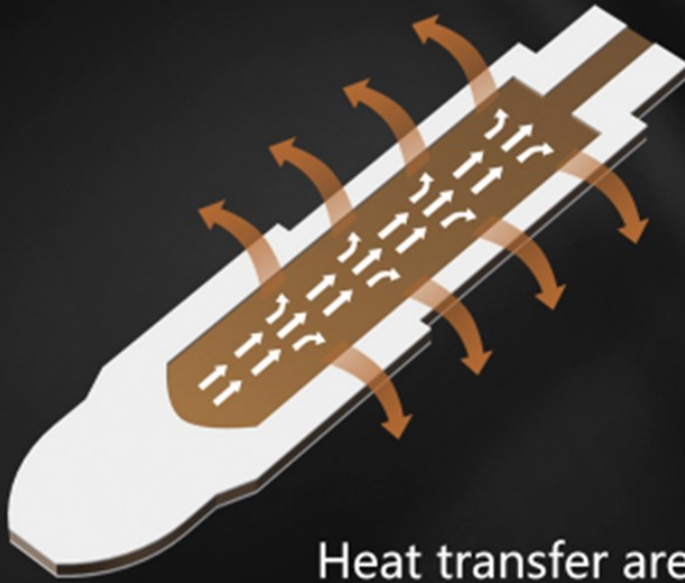
## *Chip spacing is smaller*

*light type is more standard*

The chip spacing is small, the near-light tangent is more standard,  
and the high beam is more concentrated.

# 0.9MM






Heat transfer area : 398mm<sup>2</sup>


## Matrix light source

Matrix light arrangement, customized for MI2, and at the same time far and near light effect.

40mil\*6



5.5mm \* 3mm



# Structural decomposition diagram

We always have strict and demanding requirements for quality.



High thermal conductivity



Small resistance



Fast heat transfer



Copper substrate



temperature control




Reflow soldering

## ***High temperature resistant fan***

Directional supercharged air cooling system for high speed heat dissipation

Fan high temperature 180°





LED low beam paving effect diagram



LED high beam paving effect map