


THULE
SWEDEN



Thule Force 3

The roof-mounted cargo box for everyday and active use



Rugged and versatile design

The Thule Force 3 cargo box is built for the active family, offering a robust solution for year-round use. Whether you're heading out for a weekend adventure or need extra storage for your daily routine, this cargo box delivers reliable performance. Available in multiple sizes to suit a variety of vehicles and lifestyles, its tough AeroSkin surface can handle the demands of daily use, while ensuring long-lasting durability and functionality.

Built for convenience


With the Thule Force 3, accessing your gear is easy and secure. The cargo box is equipped with the PowerClick quick-mount system, which ensures a fast and reliable fit. The integrated torque indicator clicks to confirm when it's securely attached. The SlideLock system offers separate locking and opening functions, automatically locking the lid and indicating when it's properly closed. DualSide opening allows for quick access from either side of the vehicle, simplifying the loading and unloading process.

Practical integration with modern vehicles

The Thule Force 3 not only boosts your storage capacity but also complements the aerodynamics of today's vehicles. Its streamlined design helps reduce air resistance and noise, which may enhance fuel efficiency on the road. The durable AeroSkin material stands up to wear and tear, making it a solid and dependable addition to your car for years to come.

Safety and durability

Safety is at the core of the Thule Force 3. It has undergone extensive testing both on the road and in the Thule Test Center, surpassing industry safety standards to ensure that your cargo is well-protected. Additional features like the integrated box light and the pull strap for easy opening make the Thule Force 3 a rugged, family-friendly option that combines practicality with peace of mind on every journey.





THULE
SWEDEN

Thule Force 3

Technical specifications

THULE SIZE

L Sport / XXL Sport / S / M / L / XL

THULE NUMBER

645600 / 645300 / 645100 / 645200 / 645700 / 645800

VOLUME

300 L / 470 L / 324 L / 400 L / 445 L / 500 L

MAX LOAD

75 kg

PRODUCT WEIGHT

14,8 kg / 18,7 kg / 14,8 kg / 16,5 kg / 18,7 kg / 22 kg

EXTERNAL DIMENSION (L x W x H)

191 x 63 x 42 cm / 232 x 79 x 44 cm / 140 x 89,8 x 38 cm
175 x 81 x 44 cm / 195 x 84,5 x 42,5 cm / 215 x 87 x 47 cm

INTERNAL DIMENSION (L x W x H)

183 x 51 x 36,5 cm / 224 x 58 x 38 cm / 131 x 78 x 35 cm
167 x 69 x 38 cm / 187 x 73 x 37 cm / 207 x 75 x 37 cm

Provides easy access to your cargo from both sides of the vehicle, enhancing convenience and efficiency

A quick, secure, and intuitive mounting system that indicates when the cargo box is safely attached with a simple click

Offers durability and maintains a sleek appearance, designed to handle daily use and the demands of active lifestyles

Extensively tested for road safety and durability in the Thule Test Center, ensuring top-notch quality and reliability

SlideLock system with separate locking and opening functions, automatically locks the lid in place and indicates when the box is closed securely



Thule Force 3 sizes



Thule Force 3 L Sport



Thule Force 3 XXL Sport



Thule Force 3 S



Thule Force 3 M



Thule Force 3 L



Thule Force 3 XL



Thule Force 3 accessories

Enhance your adventures with Thule Force 3's accessories.


Thule GoPack duffel set

Set of 4 duffels optimizes packing of the cargo box.



Thule MultiLift

The perfect way to store a roofbox.



Thule lid pull straps

Pull straps that simplify closing of the box lid.



Thule box light

Customized LED lamp for optimal visibility inside the box.



