

VEI-016-NC-16G-A-05-0000, OD150521A000000, R930064472

Solenoid operated valves pilot operated poppet type

2-way normally closed

Special cavity, 021-E


VEI-16-021-NC

OD.15 - X - 21 - Y - Z

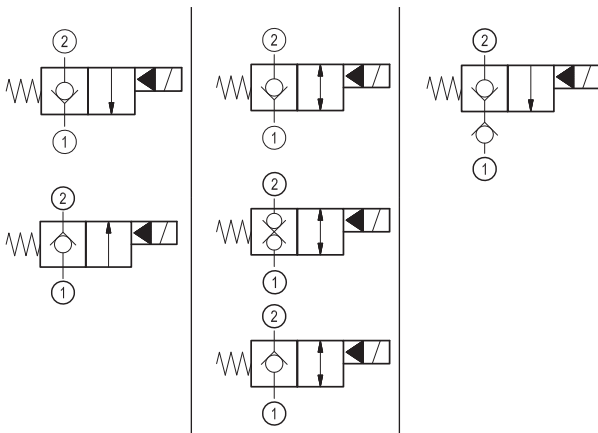
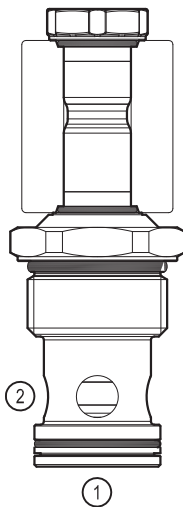
RE 18323-37

Edition: 04.2022

Replaces: 03.2021



PATENT PENDING



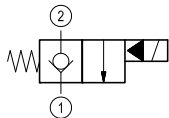
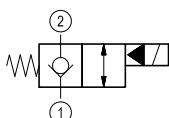
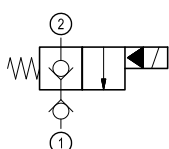
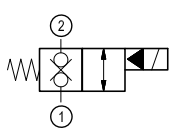
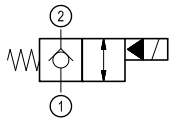
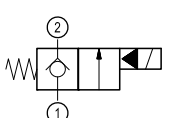
Technical data

New VEI-16 family incorporates a new solenoid concept providing excellent performance and enables cartridges to work in severe environment. Cartridges also incorporates advanced design of hydraulic parts providing excellent hydraulic performance.

Technical data

General		
Weight		0.35 kg (0.77 lbs)
Installation orientation		Unrestricted
Storage ambient temperature range		-40 to 100 °C (-40 to 212 °F)
Operating ambient temperature range		-30 to 90 °C (-22 to 194 °F)
Salt spray test to DIN EN ISO 9227:2017-07		500h
Hydraulic		
Max. operating pressure		350 bar (5000 psi)
Flow range		5 - 150 l/min (1 - 40 gpm)
Fatigue cycle life		1 million cycles at 350 bar
Max. internal leakage:		20 drops/min.
Switching time		Closing ≤ 100 ms
		Opening ≤ 50 ms
Fluid temperature range		-20 to 80 °C (-4 to 176 °F)
Fluids: Mineral-based or synthetics with lubricating properties at viscosities of 20 to 380 mm²/s (cSt)		
Installation torque		130 - 150 Nm (96 - 111 ft-lbs)
Recommended degree of fluid contamination		Nominal value max. 10 µm (NAS 8) ISO 4406 19/17/14
MTTFD		150 years see RE 18350-51
Special cavity		021-E see 18325-75
Seal kit for X=01,05	code	RG21E201052010
	material no.	R934003566
Seal kit for X=03,09,11,31	code	RG21E201053010
	material no.	R934003567
Seal kit coil and standard cap	code	RG02Z0010000100
	material no.	R930067869
Seal kit coil and protective cap only for Y=D	code	RG03Z0010000100
	material no.	R930067870
Other technical data		See data sheet 18350-50
Electrical		
Type of voltage		DC voltage
Coil type		D36
Supply voltage		See data sheet 18325-90
Voltage tolerance against ambient temperature		See characteristic curve
Power consumption		20 W
Type of protection		See data sheet 18325-90
Note: Coils must be ordered separately		

Ordering code

Ordering code								
OD.15	X	21	Y	Z	0000	*		
Solenoid operated valves pilot operated poppet type 2-way normally closed		Series 0/A to L unchanged performances and dimensions						
monodirectional type					0 = With buna seal 8 = With buna seal and extra spring V = With Viton seal P = With buna seal and protective cap for override version D T = With Viton seal and protective cap for override version D			
							01	
bidirectional type								
								05
monodirectional type with check								
							11	
bidirectional type							Special cavity: 021-E	
		31						
bidirectional type								
			03					
monodirectional type								
		09						

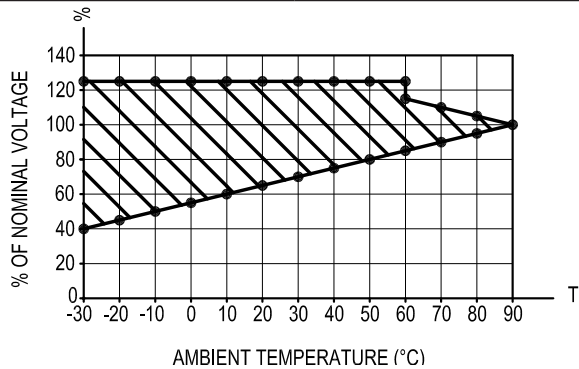
Preferred types

Type	Material number
OD150121A000000	R930064100
OD150521A000000	R930064472
OD150521A800000	R930065846
OD150521D000000	R930066968
OD151121A000000	R930068693
OD151121D000000	R930065027
OD153121A000000	R930068523
OD153121A800000	R930069360
OD153121D000000	R930068526

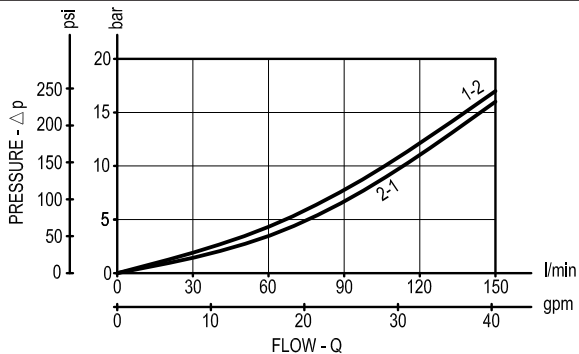
Type	Material number
OD153121D800000	R930069505
OD150521D800000	R930070647
OD150321A000000	R930070069
OD150321D000000	R930069699
OD150321D800000	R930070199
OD150921A000000	R930068524
OD150121A800000	R930068927

Characteristic curves

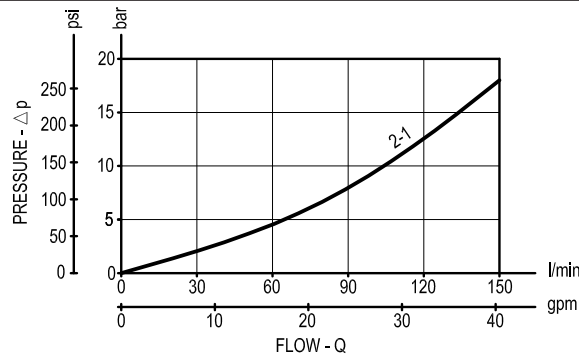
All Versions - Admissible supply voltage Vs. Ambient temperature at 100% duty cycle



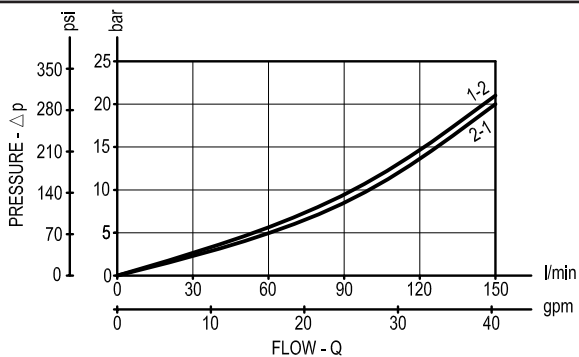
Versions 01, 05



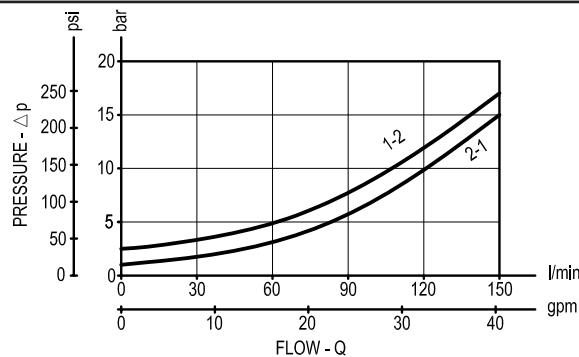
Version 11



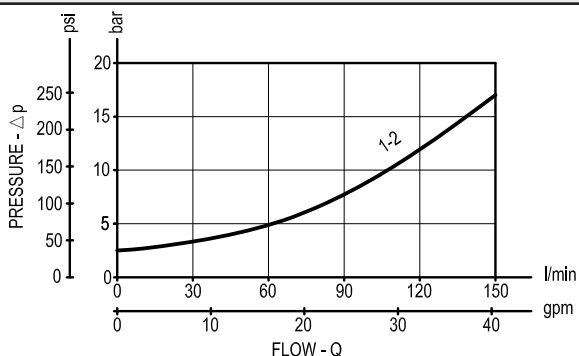
Version 31

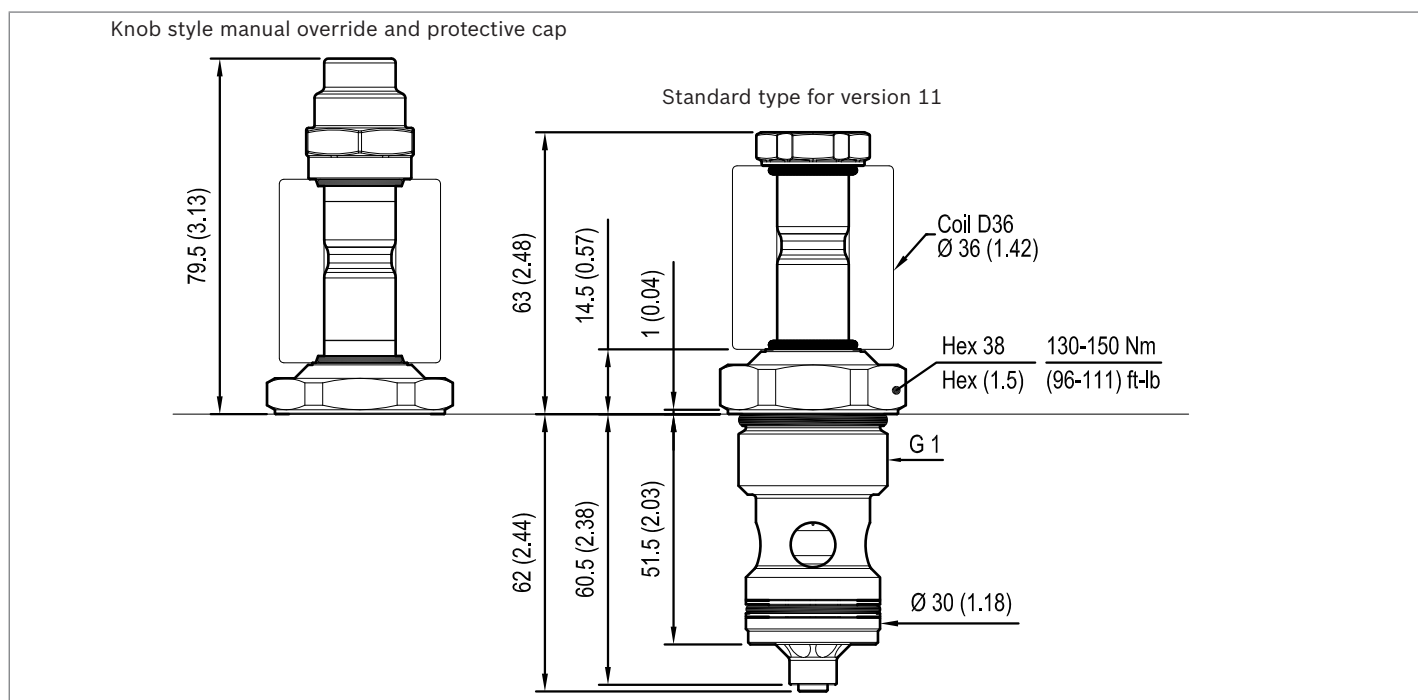
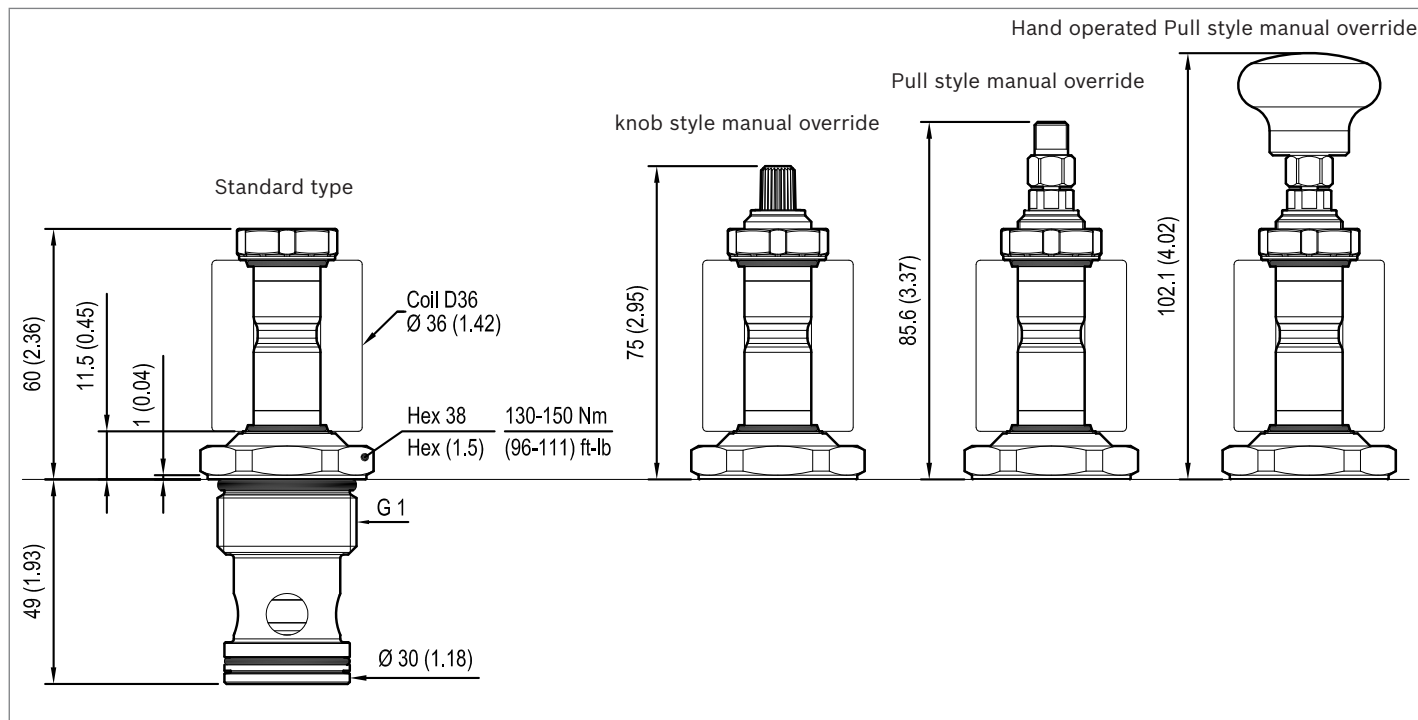


Version 03



Version 09



Dimensions**Solenoid operated valves, poppet 2-way
normally closed****Bosch Rexroth Oil Control S.p.A.**

Via Leonardo da Vinci 5

P.O. Box no. 5

41015 Nonantola – Modena, Italy

Tel. +39 059 887 611

Fax +39 059 547 848

compact-hydraulics-cv@boschrexroth.com

www.boschrexroth.com/compacthydraulics

© This document, as well as the data, specifications and other information set forth in it, are the exclusive property of Bosch Rexroth Oil Control S.p.A.. It may not be reproduced or given to third parties without its consent. The data specified above only serve to describe the product. No statements concerning a certain condition or suitability for a certain application can be derived from our information. The information given does not release the user from the obligation of own judgment and verification. It must be remembered that our products are subject to a natural process of wear and aging. Subject to change.