

Connector Specification


CXB208-DFTA

Wire-to-board | 2PIN | 8mm Board width | NO Protection

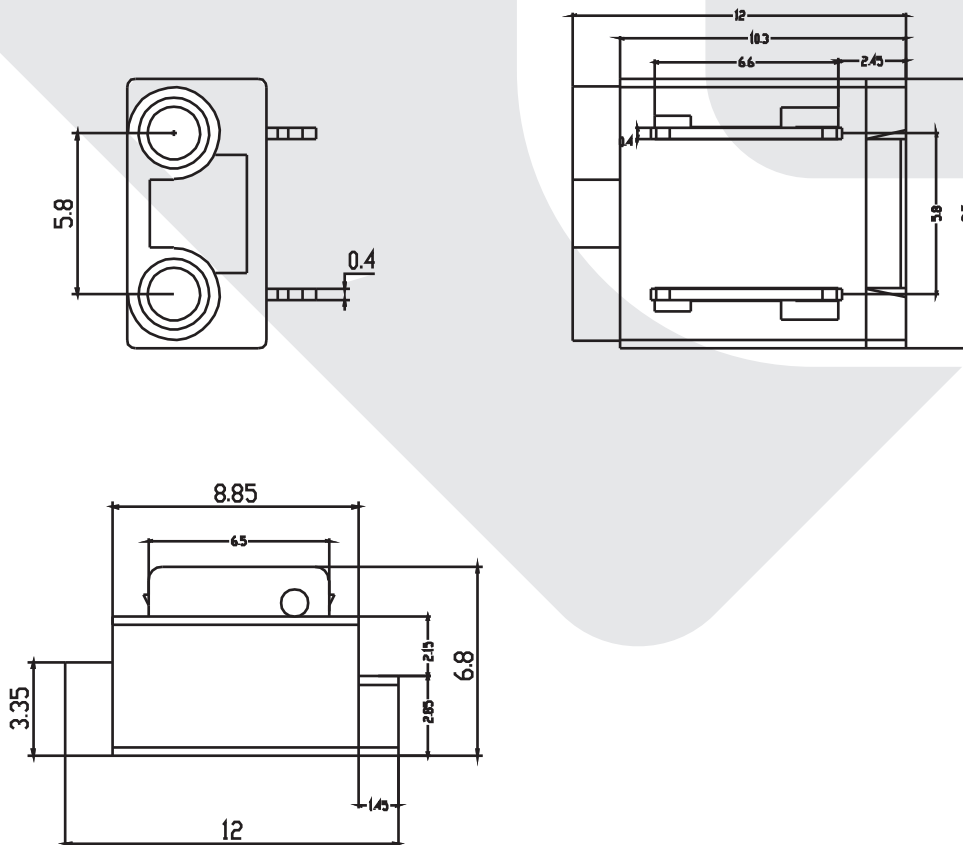


【Features】

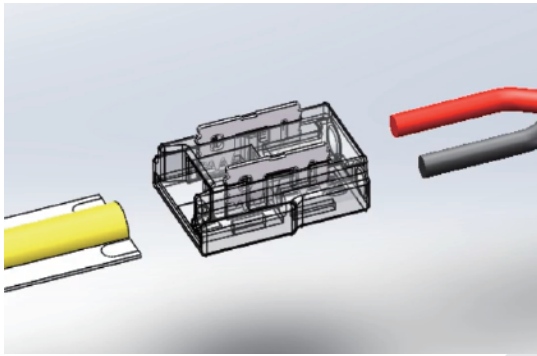
- Name: Wire-to-board connector
- PIN: 2PIN
- Process: NO
- IP process: IP20
- Applicable board width: 8 mm
- Rated current: AWG 20 / 4A Max ; AWG 22 / 3A Max
- Rated voltage: 5V / 9V / 12V / 18V / 24V / 36V / 48V ;
- Temperature tolerance: 80 °C ;
- Working temperature: - 10 °C ~ + 80 °C ;
- Acceptable humidity: 15% ~ 70% ;
- 2-year warranty ;



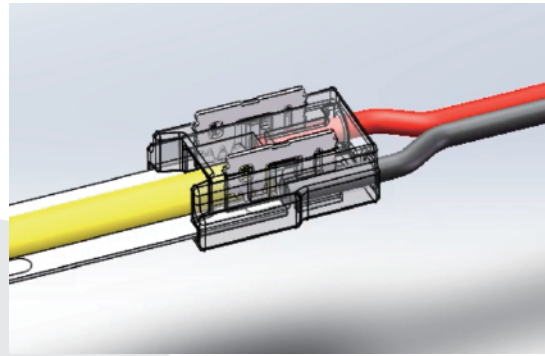
【Mechanical Parameter】



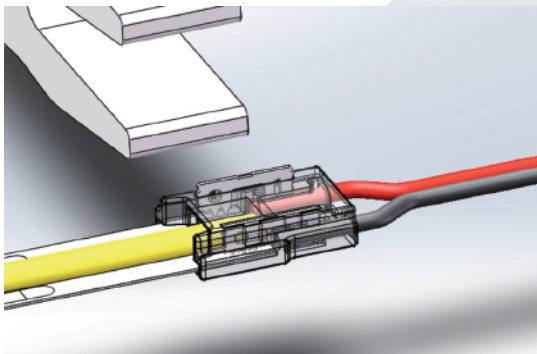
【Installation】



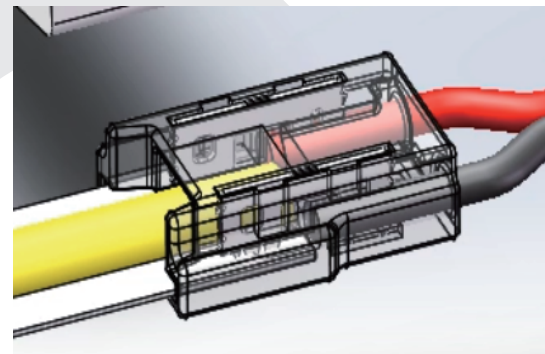
1. Prepare LED strip and matched connectors.



2. As diagram shows, insert connectors into place at two ends of LED strip and make sure the negative and positive poles of LED strip is connected correctly.



3. Use flat plier or other professional tool to press down the metal head of connector.




4. Connector installation finishes.

【Product package】

• Standard package information (10pcs/bag)


1. 10pcs connectors packed into PE bag



2. 5 PE bags packed into box



3. Stick information label onto the box



Product code	Net weight per piece	Weight of per bag	Weight of per box	Weight of per carton
CXB208-DFTA	0.48g	6.25g	52.5g	3.45kg

Note: weight error is within 10%

【Precaution】

- Please use this product in dry environment.
- Before installation, pay attention to negative and positive poles of LED strip to avoid short circuit or product damage
- Use professional tools as per requirements to press down metal head of connector to avoid hurt or fingers or product damage.
- It is strictly prohibited to use any acidic or alkaline adhesive to fix the product(include but not limited to glass glue).

