LAUNDRY SORTER

MODEL: XYL05

LAUNDRY SORTER

MODEL: XYL05

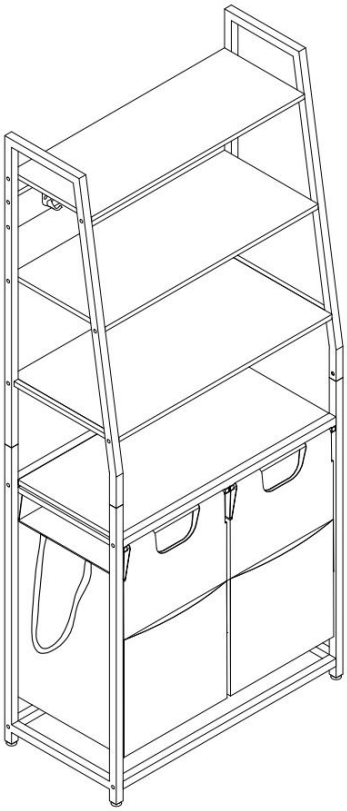

SAFETY INSTRUCTIONS

WARNING:
Read this material before using this product. Failure to do so may result in serious injury.

Assembly precautions

1. Assemble only according to these instructions. Improper assembly may create hazards.
2. Wear ANSI-approved safety goggles and heavy-duty work gloves during assembly.
3. Keep the assembly area clean and well-lit.
4. Keep bystanders out of the area during assembly.
5. Do not assemble if tired or when under the influence of alcohol, drugs or medication.
6. The product capabilities apply to properly and completely assembled products only.
7. Assemble on a flat, level, hard and smooth surface capable of safely supporting the Laundry Sorter.
8. For additional information regarding the parts listed in the following pages, please refer to the Assembly Diagram of this manual. Unwrap and separate all parts in a clean work area.

Use precautions

1. DO NOT SIT OR STAND ON THIS ITEM.
2. This product is not a toy. Do not allow children to play with or near this item.
3. Do not exceed specified weight capacities.
4. Use only on a flat, level, hard, and smooth surface that can safely support a fully loaded Laundry Sorter.
5. Use as intended only.
6. Inspect before every use; do not use if parts are loose or damaged.

SAVE THIS MANUAL

PARTS LIST

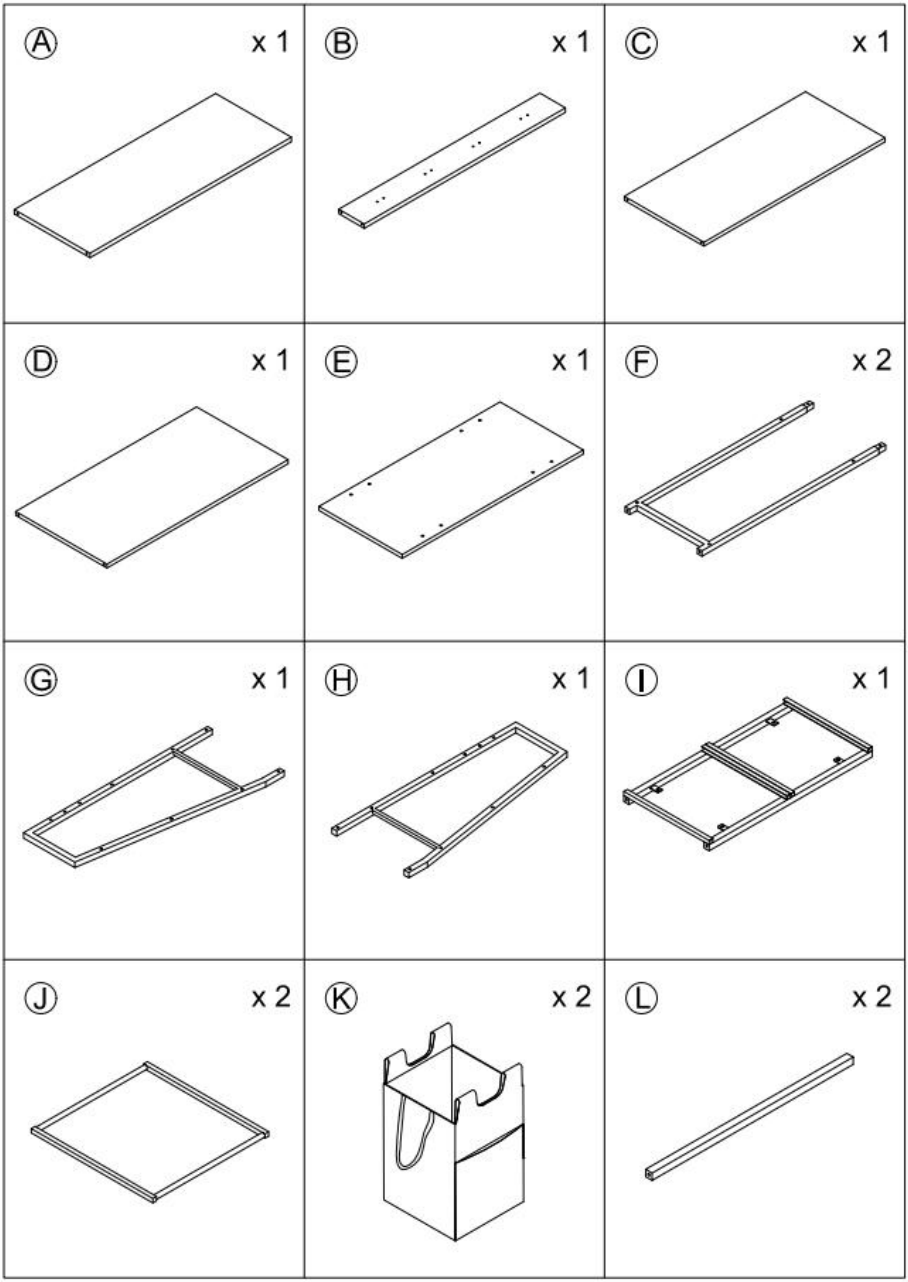

① x 8	② x 8	③ x 16
④ x 8	⑤ x 6	⑥ x 2
⑦ x 4	⑧ x 1	

ASSEMBLY STEP

STEP1 :

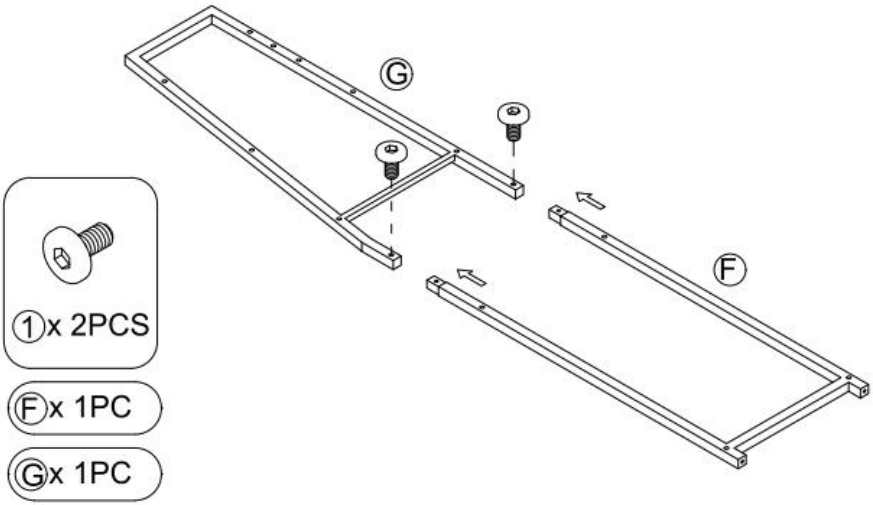

STEP2 :

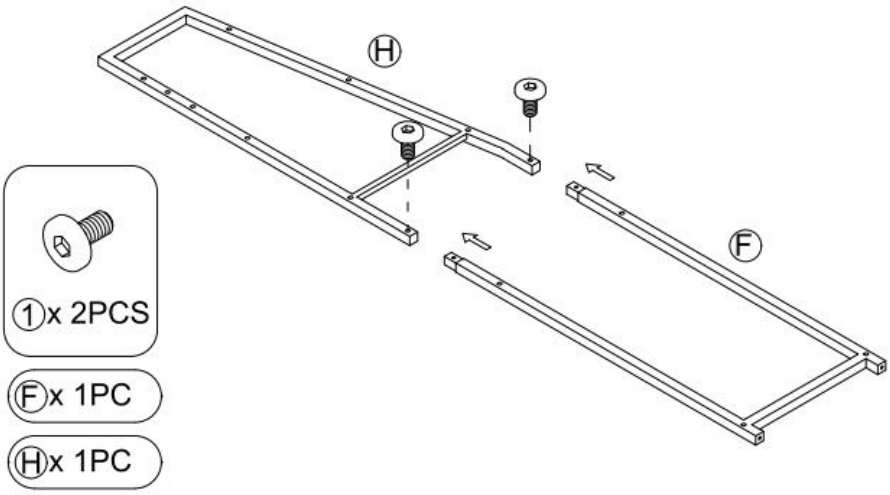

STEP3 :

④x 8PCS

⑦x 4PCS

Ⓑx 1PC

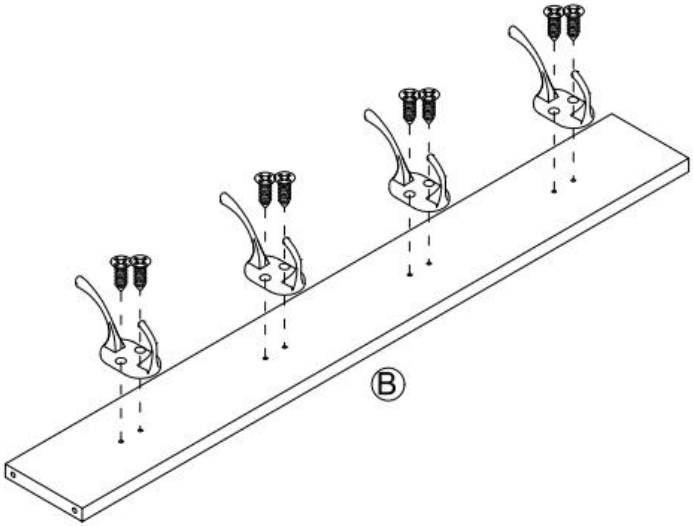

STEP4 :

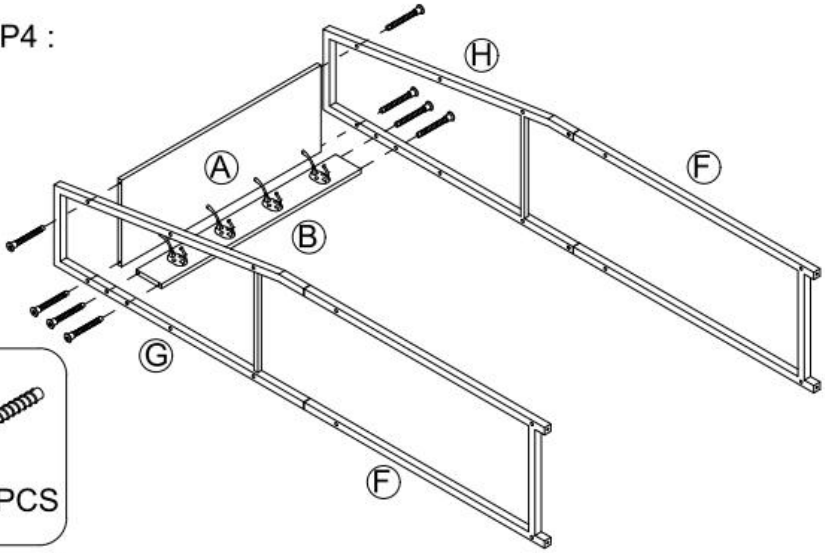

③x 8PCS

Ⓐx 1PC

STEP5 :

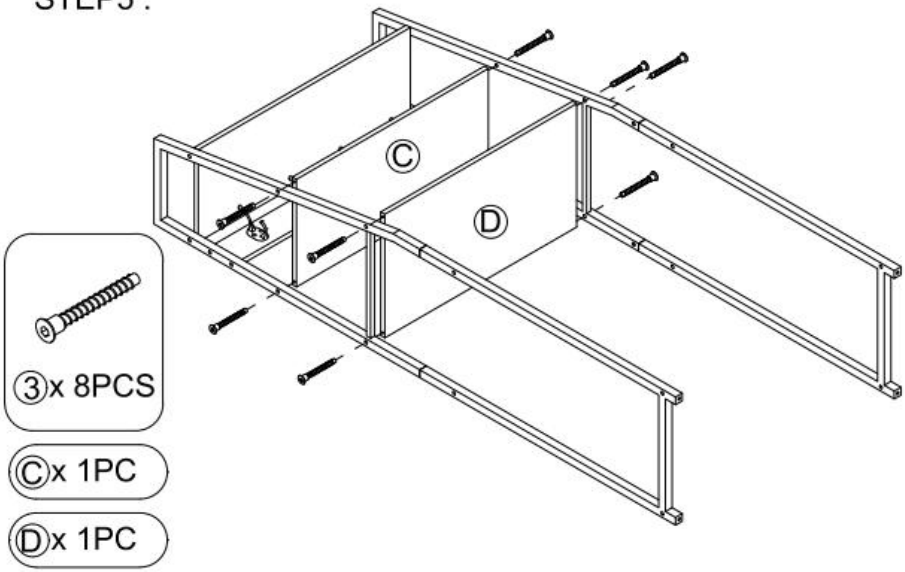

STEP6 :

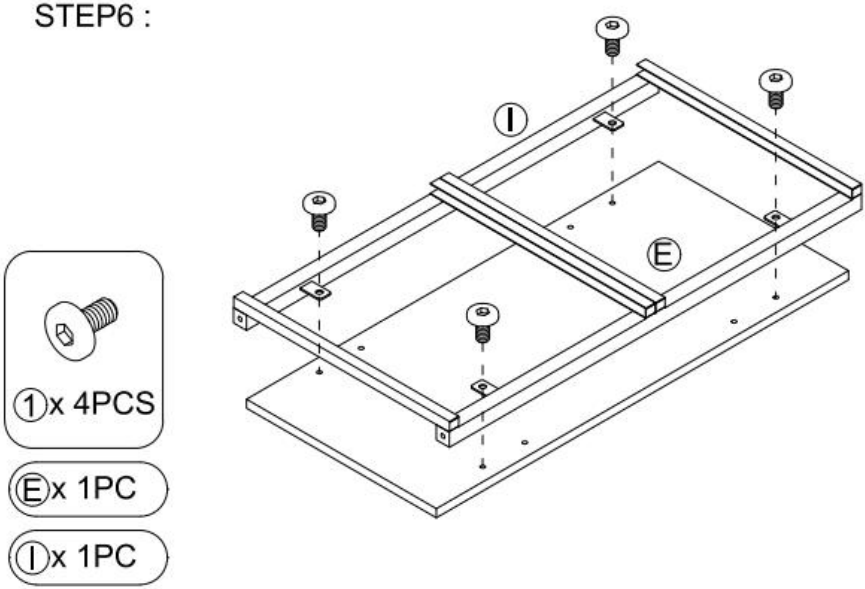

STEP7 :

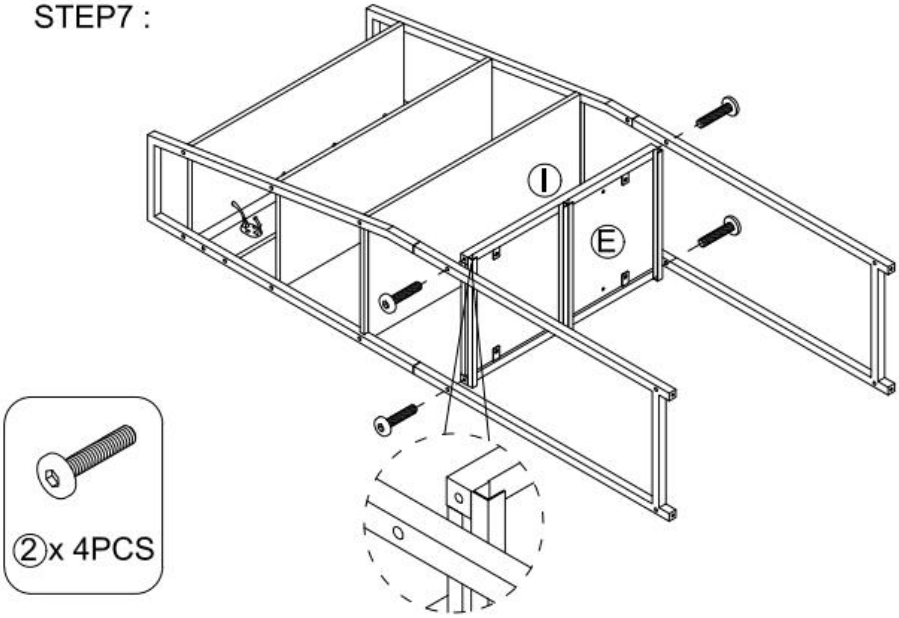

STEP8 :

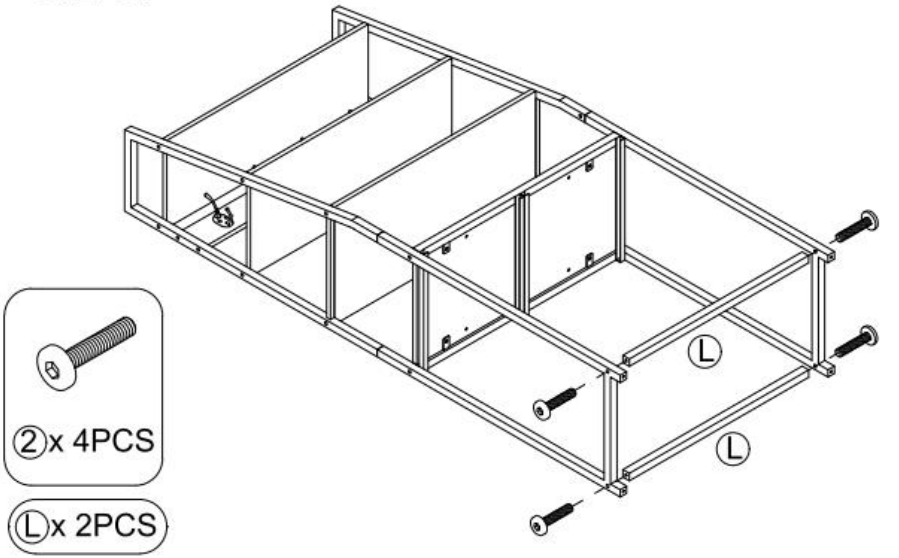

STEP9 :

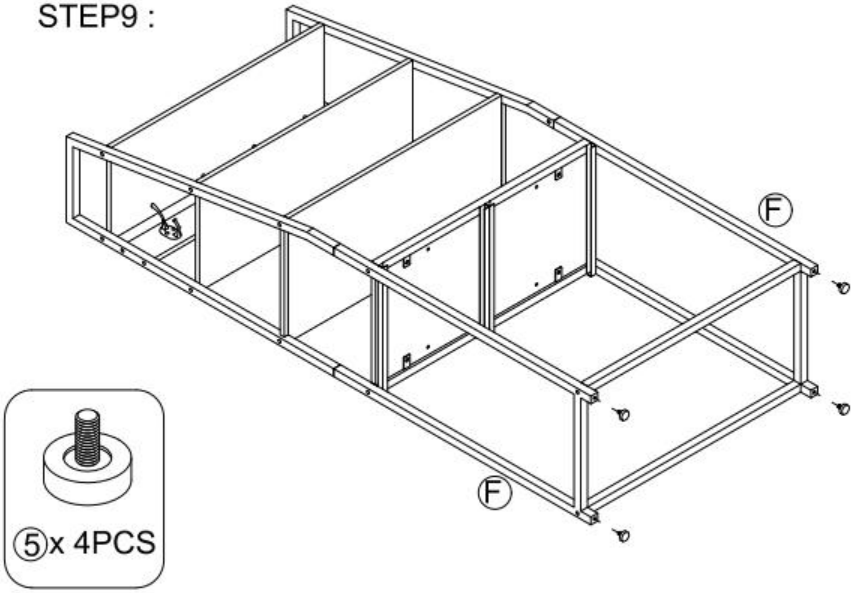

STEP10 :

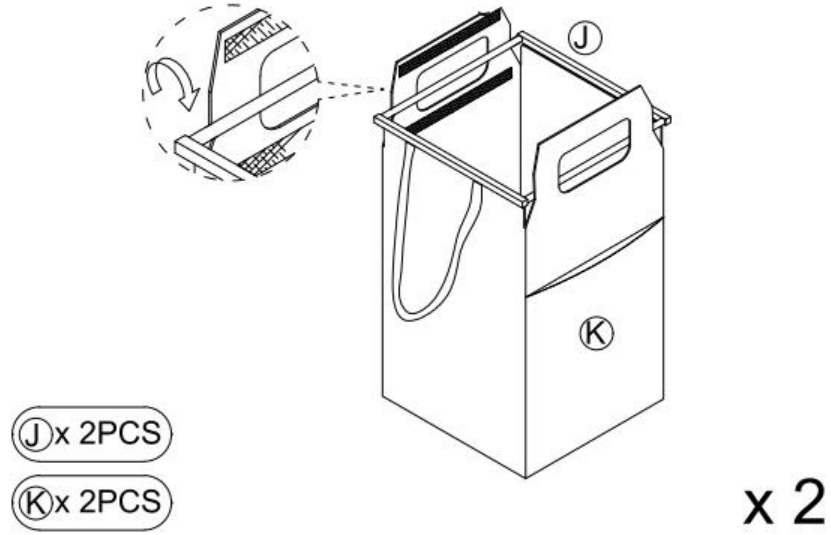

STEP11 :

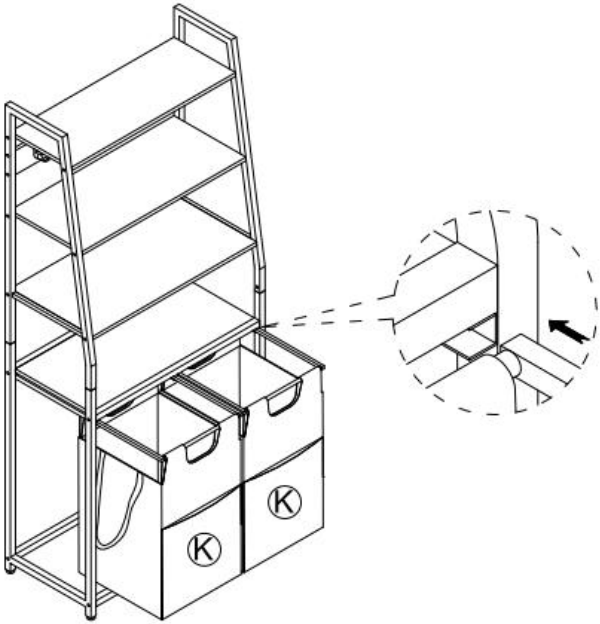

STEP12 :

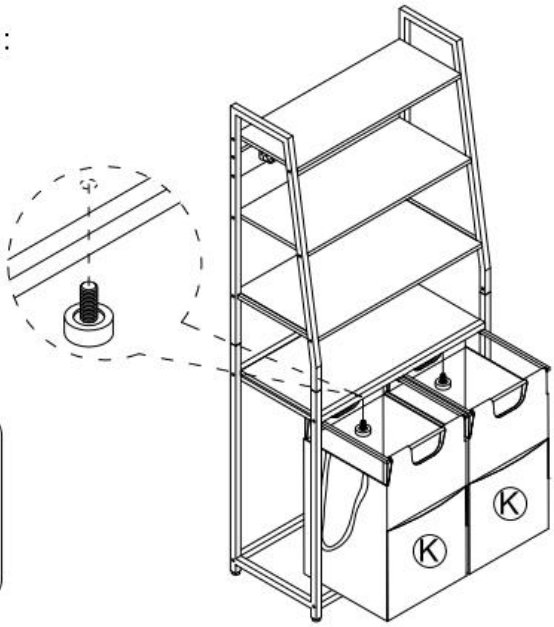

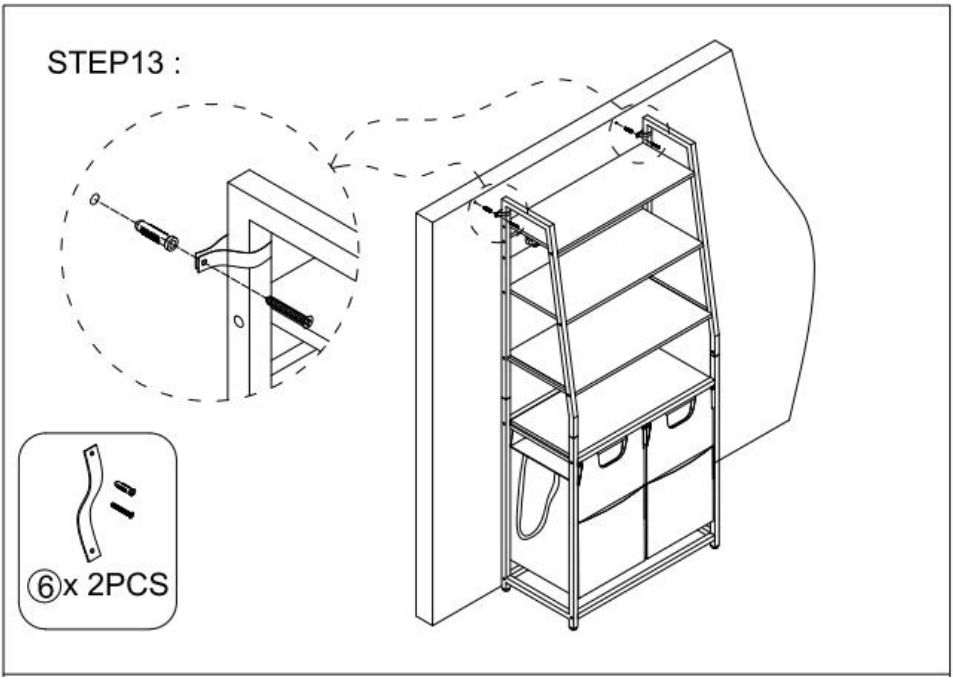
STEP13 :
⑥x 2PCS

PRODUCT PARAMETER

Model	**XYL05**
Colour	Black + Brown
Maximum Loading Weight	Desktop: 30kg Shelf Board: 10kg Cloth Bag :5kg each
Product Size	667×330×1550mm

⚠ WARNING

Children have died from furniture tipover. To reduce the risk of furniture tipover:

- ALWAYS install Anti-tip device provided.
- NEVER put a TV on this product.
- NEVER allow children to stand, climb or hang on drawers,doors,or shelves.
- NEVER open more than one drawer at a time.
- Place heaviest items in the lowest drawers.

This is a permanent label.
Do not remove!

Manufacturer: Shanghaimuxinmuyeyouxiangongsi
Address: Shuangchenglu 803nong11hao1602A-1609shi, baoshanqu, shanghai 200000 CN.
Imported to AUS: SIHAO PTY LTD. 1 ROKEVA STREETEASTWOOD NSW 2122 Australia
Imported to USA: Sanven Technology Ltd. Suite 250, 9166 Anaheim Place, Rancho Cucamonga, CA 91730

UK	REP

YH CONSULTING LIMITED. C/O YH Consulting Limited Office 147, Centurion House, London Road, Staines-upon-Thames, Surrey, TW18 4AX

EC	REP

E-CrossStu GmbH
Mainzer Landstr.69,
60329 Frankfurt am Main.

TRIEUR DE LINGE

MODÈLE : XYL05

LAUNDRY SORTER

MODÈLE : XYL05

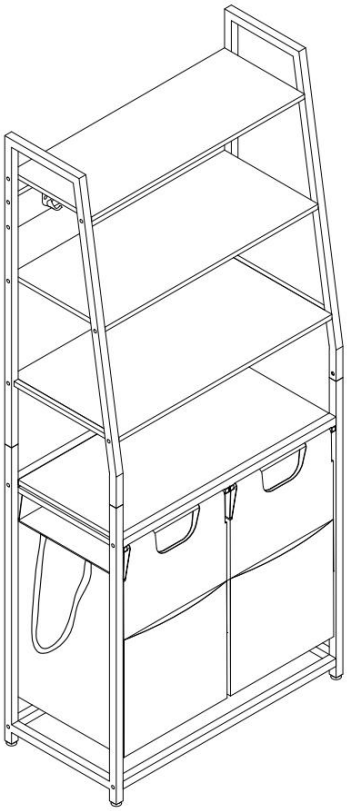

SAFETY INSTRUCTIONS

AVERTISSEMENT:
Veuillez lire ce document avant d'utiliser ce produit. Le non-respect de ces instructions peut entraîner des blessures graves.

Précautions de montage

9. Assemblez uniquement conformément à ces instructions. Un assemblage incorrect peut créer des dangers.
10. Portez des lunettes de sécurité approuvées ANSI et des gants de travail robustes pendant l’ assemblage.
11. Gardez la zone de montage propre et bien éclairée.
12. Gardez les spectateurs hors de la zone pendant un assemblage.
13. Ne pas monter si vous êtes fatigué ou sous l'influence de l'alcool, de drogues ou de médicaments.
14. Les capacités du produit s'appliquent uniquement aux produits correctement et entièrement assemblés.
15. Assemblez-le sur une surface plane, de niveau, dure et lisse capable de supporter en toute sécurité le trieur de linge .
16. Pour plus d'informations sur les pièces listées dans les pages suivantes, veuillez vous référer au schéma d'assemblage de ce manuel. Déballez et séparez toutes les pièces dans un espace de travail propre.

Précautions d'emploi

7. NE PAS S'ASSEOIR NI SE TENIR DEBOUT SUR CET ARTICLE.
8. Ce produit n'est pas un jouet. Ne laissez pas les enfants jouer avec ou à proximité de cet article.
9. Ne pas dépasser la dose spécifiée capacités de poids.
10. Utiliser uniquement sur une surface plane, de niveau, dure et lisse pouvant supporter en toute sécurité un trieur de linge entièrement chargé .
11. Utiliser uniquement comme prévu.

12. Inspectez avant chaque utilisation ; ne pas utiliser si des pièces sont desserrées ou endommagées.

CONSERVEZ CE MANUEL

PARTS LIST

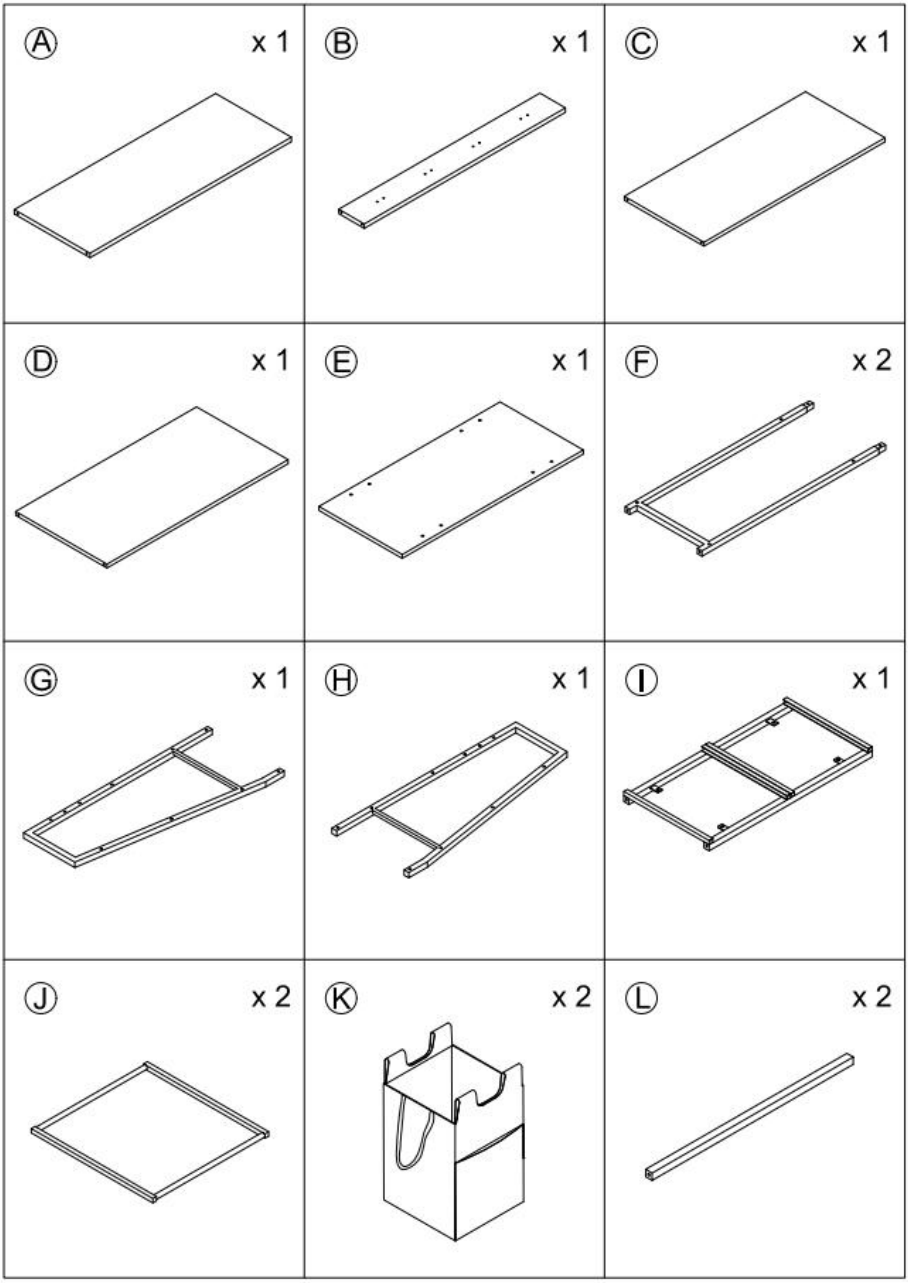
A x 1
B x 1
C x 1
D x 1
E x 1
F x 2
G x 1
H x 1
I x 1
J x 2
K x 2
L x 2

① x 8	② x 8	③ x 16
④ x 8	⑤ x 6	⑥ x 2
⑦ x 4	⑧ x 1	

ASSEMBLY STEP

STEP1 :

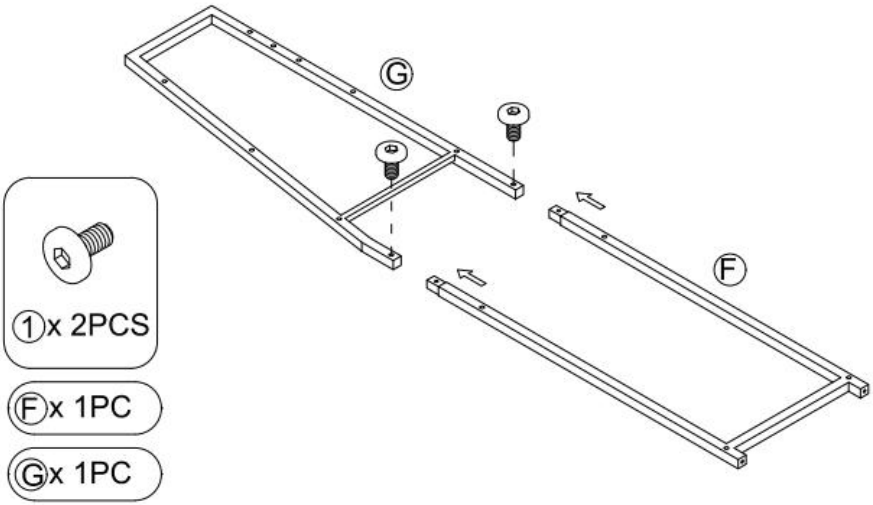

STEP2 :

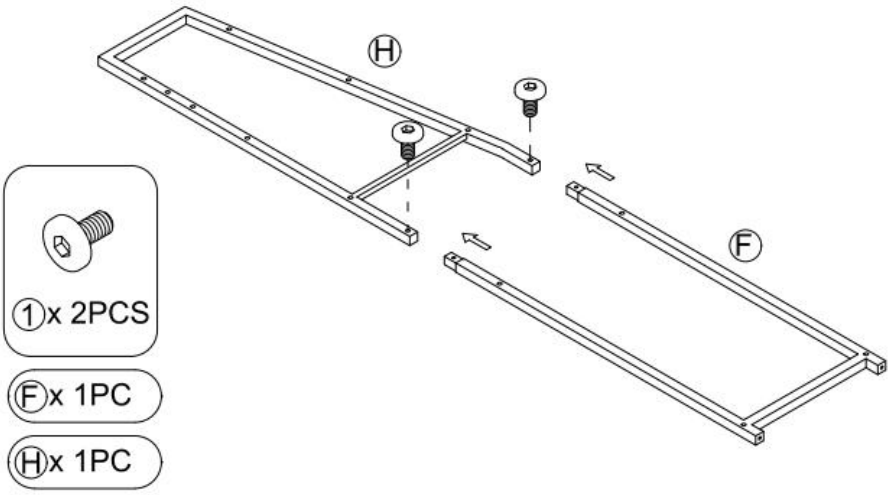

STEP3 :

Ⓑx 1PC

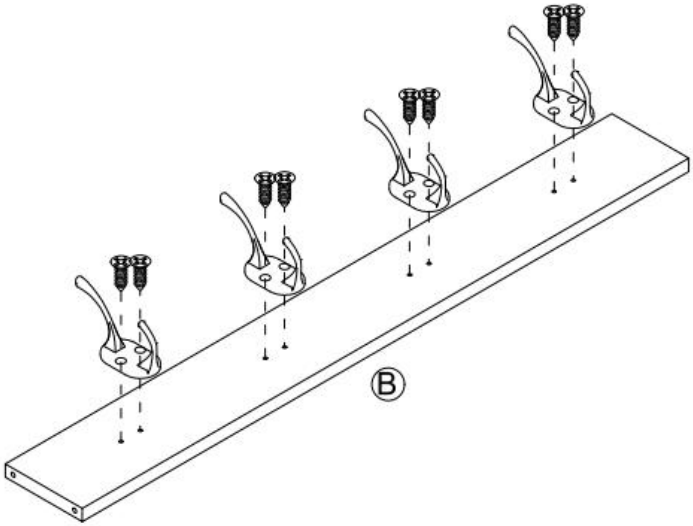

STEP4 :

Ⓐx 1PC

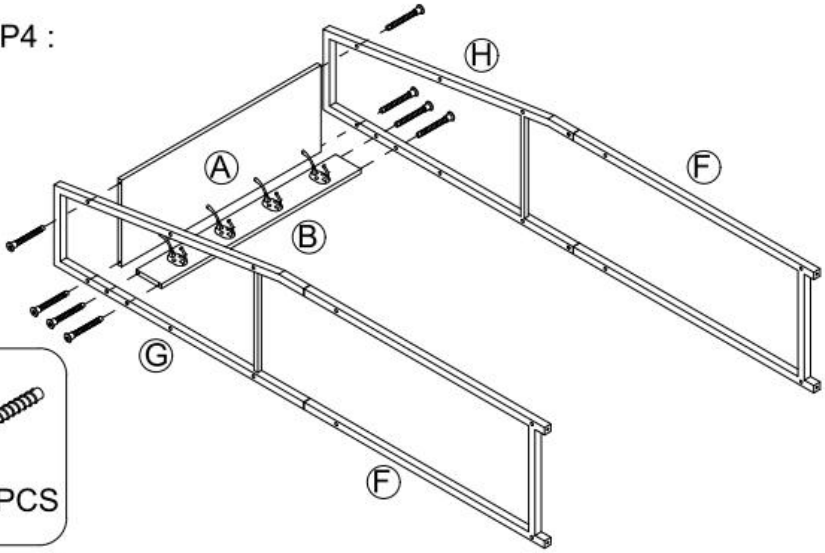

STEP5 :

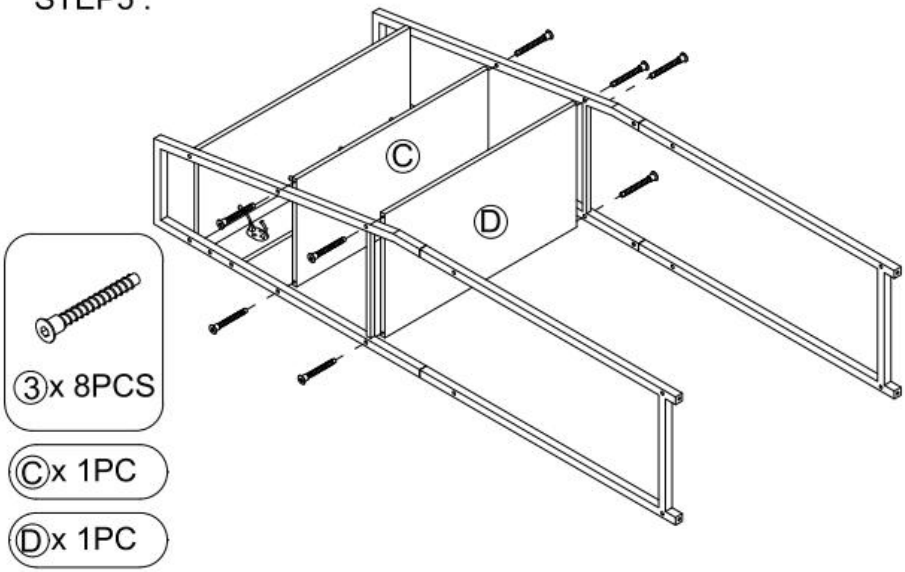

STEP6 :

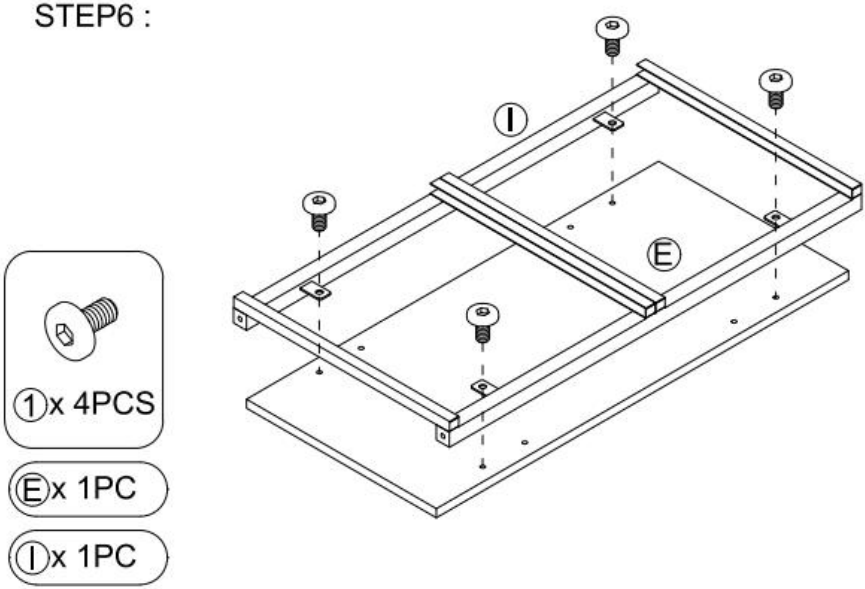

STEP7 :

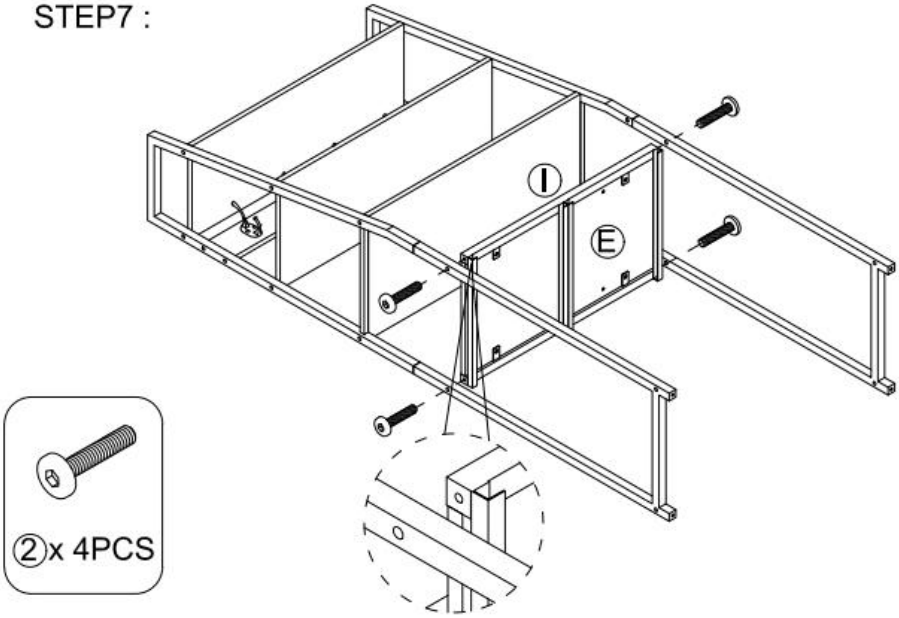

STEP8 :

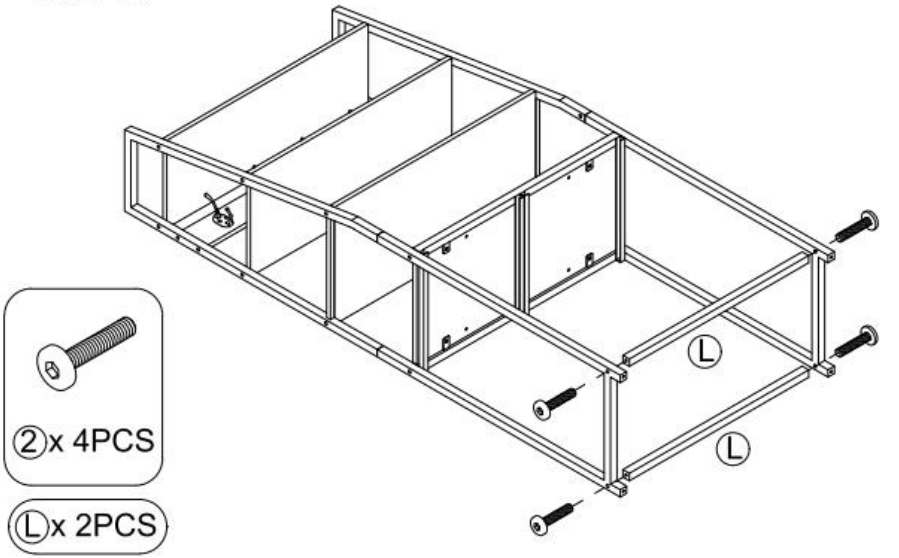

STEP9 :

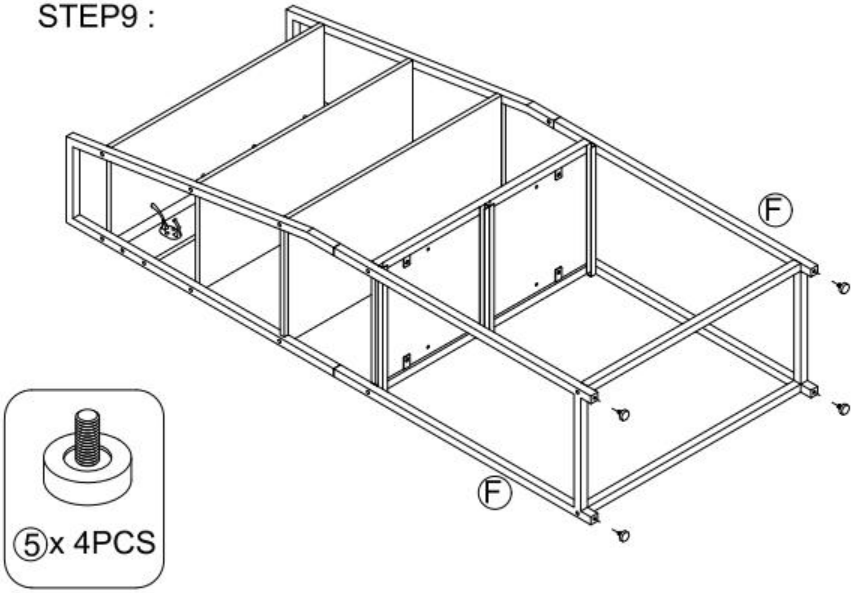

STEP10 :

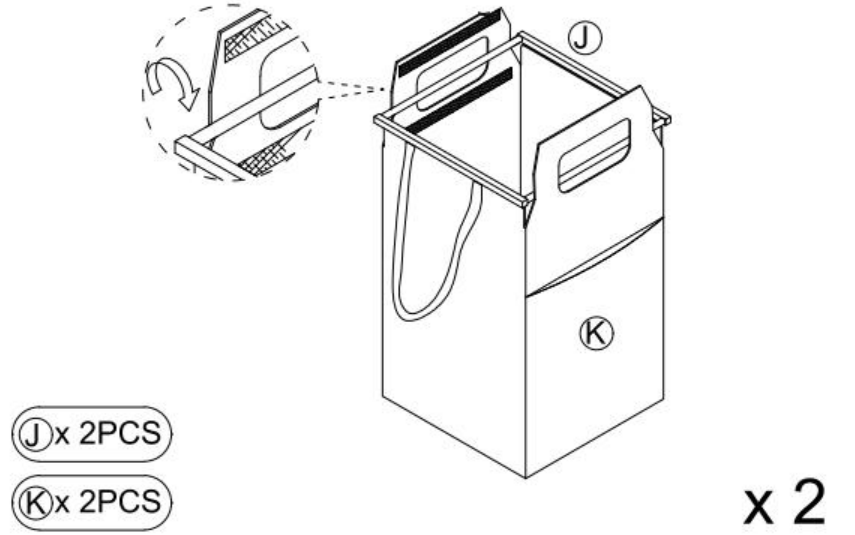

STEP11 :

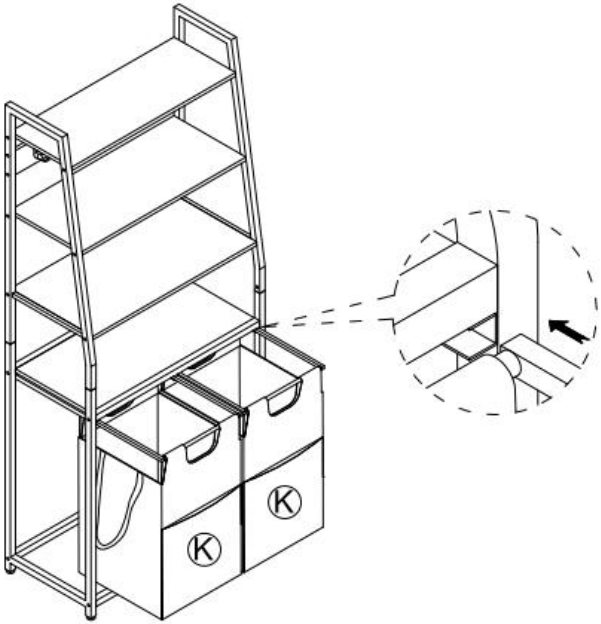

STEP12 :

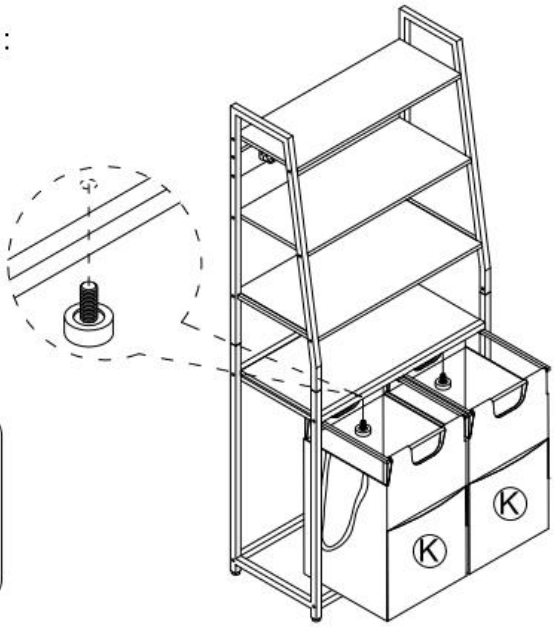

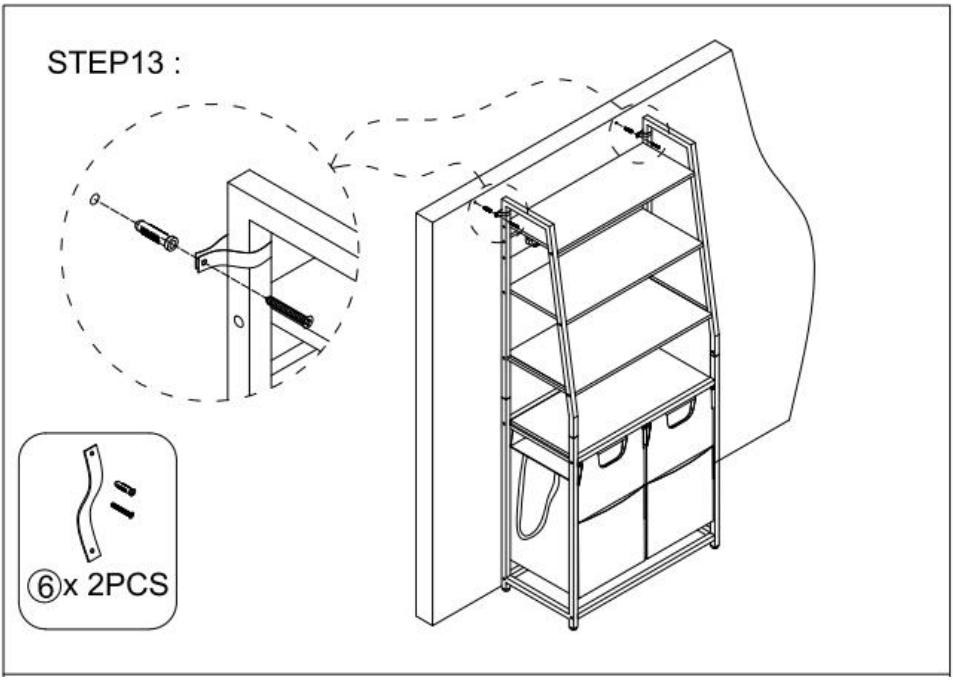
STEP13 :
⑥x 2PCS

PRODUCT PARAMETER

Modèle	**XYL05**
Couleur	Noir + Marron
Poids de chargement maximal	Bureau : 30 kg Étagère : 10 kg Sac en tissu : 5 kg chacun
Taille du produit	667 × 330 × 1550 mm

Fabricant : Shanghaimuxinmuyeyouxiangongsi
Adresse : Shuangchenglu 803nong11hao1602A-1609shi, baoshanqu, Shanghai 200 000 CN.
Importé en Australie : SIHAO PTY LTD. 1 ROKEVA STREET, ASTWOOD NSW 2122 Australie
Importé aux États-Unis : Sanven Technology Ltd. Suite 250, 9166 Anaheim
Lieu, Rancho Cucamonga, CA 91730

UK	REP

YH CONSULTING LIMITED. C/O YH Consulting Limited Office 147, Centurion House, London Road, Staines-upon-Thames, Surrey, TW18 4AX

EC	REP

E-CrossStu GmbH
Mainzer Landstr.69,
60329 Frankfurt am Main.

WÄSCHESORTIERER

MODELL: XYL05

LAUNDRY SORTER

MODELL: XYL05

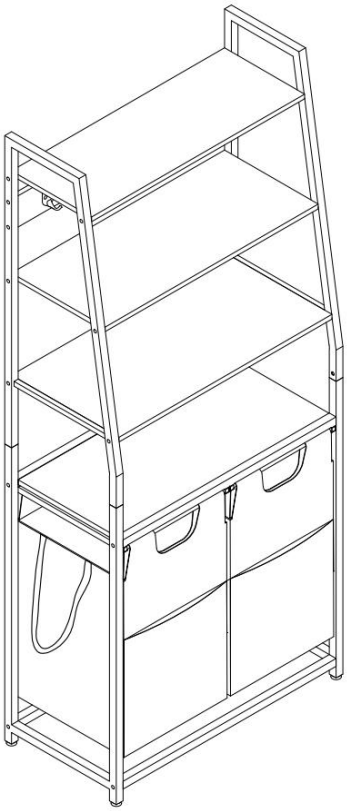

WARNUNG:
Lesen Sie dieses Material, bevor Sie dieses Produkt verwenden. Andernfalls kann es zu schweren Verletzungen kommen.

Vorsichtsmaßnahmen bei der Montage

17. Führen Sie die Montage ausschließlich gemäß dieser Anleitung durch. Eine unsachgemäße Montage kann zu Gefahren führen.
18. Tragen Sie während der Montage eine ANSI-zugelassene Schutzbrille und strapazierfähige Arbeitshandschuhe.
19. Halten Sie den Versammlungsbereich sauber und gut beleuchtet.
20. Versammlung unbeteiligte Personen vom Bereich fern .
21. Nicht zusammenbauen, wenn Sie müde sind oder unter dem Einfluss von Alkohol, Drogen oder Medikamenten stehen.
22. Die Produkteigenschaften gelten nur für ordnungsgemäß und vollständig montierte Produkte.
23. Wäschesortierer sicher stehen kann .
24. Weitere Informationen zu den auf den folgenden Seiten aufgeführten Teilen finden Sie im Montagediagramm dieses Handbuchs. Packen Sie alle Teile an einem sauberen Arbeitsbereich aus und trennen Sie sie.

Vorsichtsmaßnahmen treffen

13. SITZEN ODER STEHEN SIE NICHT AUF DIESEM ARTIKEL.
14. Dieses Produkt ist kein Spielzeug. Erlauben Sie Kindern nicht, mit diesem Artikel oder in dessen Nähe zu spielen.
15. Überschreiten Sie nicht die angegebene Gewichtskapazitäten.
16. Nur auf einer flachen, ebenen, harten und glatten Oberfläche verwenden, die einen voll beladenen Wäschesortierer sicher tragen kann .
17. Nur bestimmungsgemäß verwenden.
18. Vor jedem Gebrauch prüfen; nicht verwenden, wenn Teile lose oder beschädigt sind.

BEWAHREN SIE DIESES HANDBUCH AUF

PARTS LIST

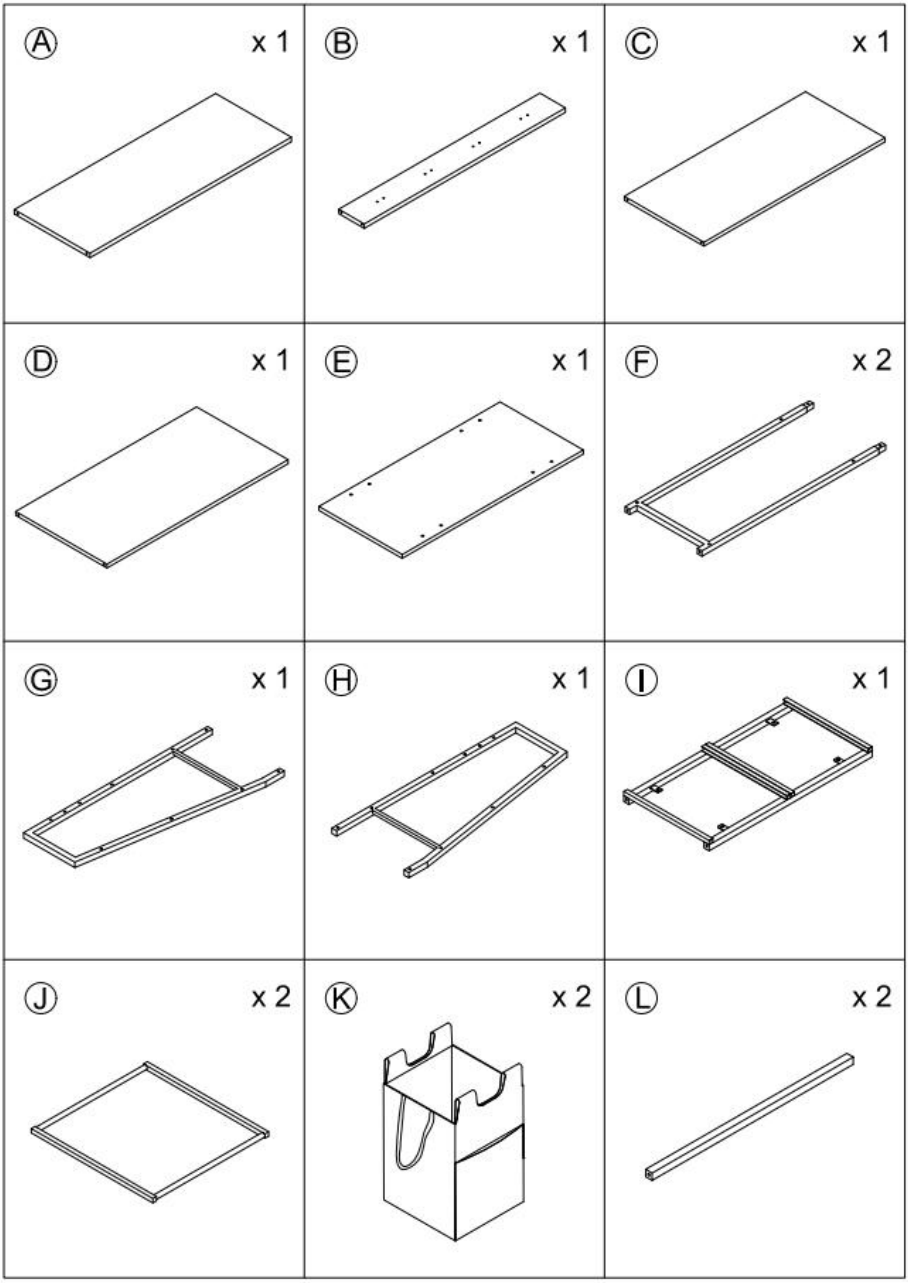
A x 1
B x 1
C x 1
D x 1
E x 1
F x 2
G x 1
H x 1
I x 1
J x 2
K x 2
L x 2

① x 8	② x 8	③ x 16
④ x 8	⑤ x 6	⑥ x 2
⑦ x 4	⑧ x 1	

ASSEMBLY STEP

STEP1 :

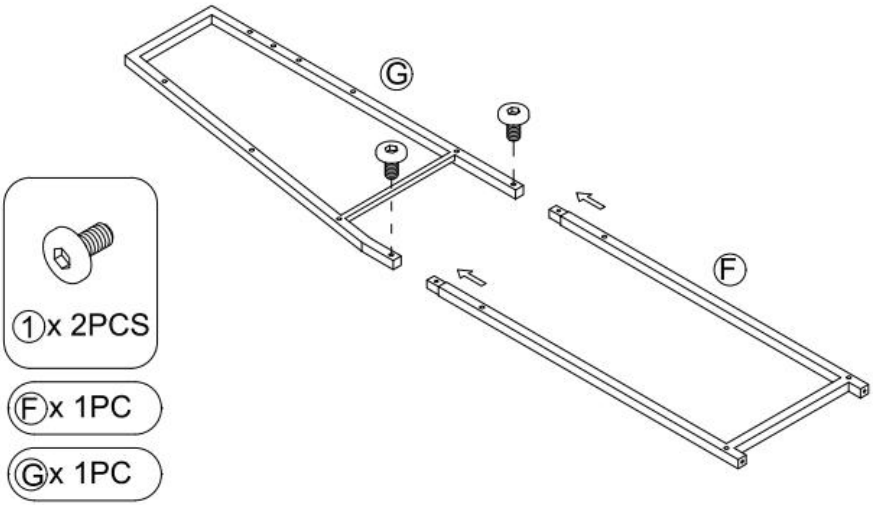

STEP2 :

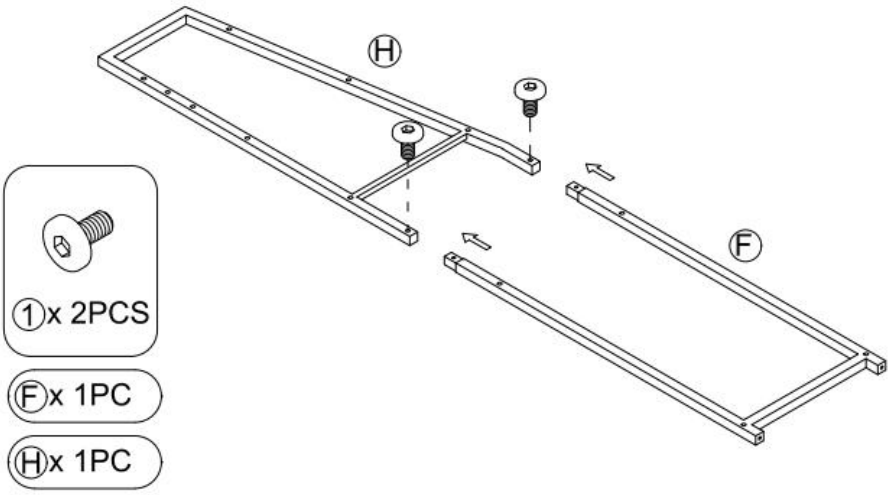

STEP3 :

Ⓑx 1PC

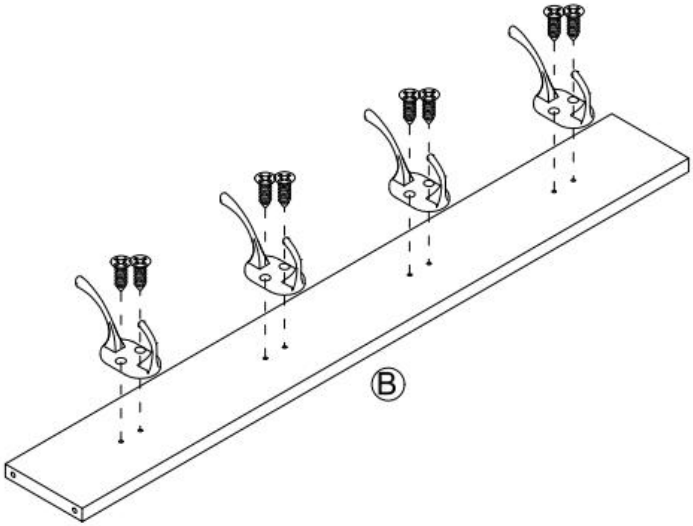

STEP4 :

Ⓐx 1PC

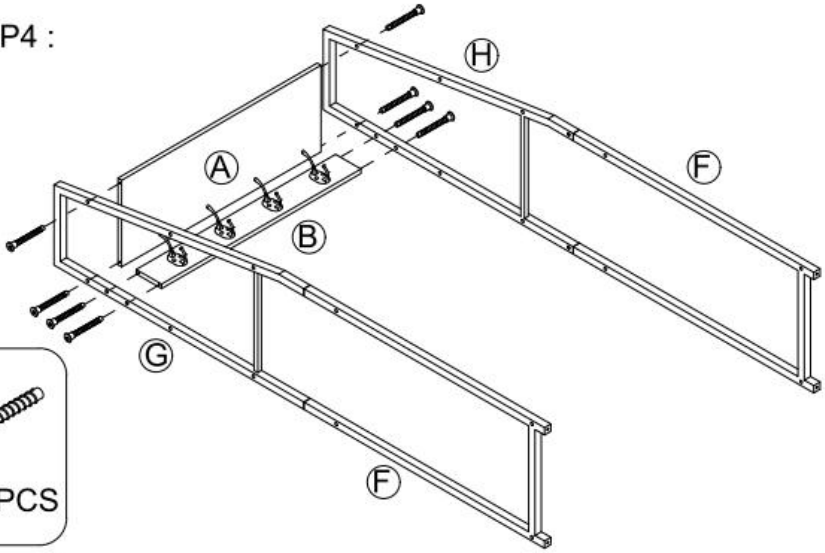

STEP5 :

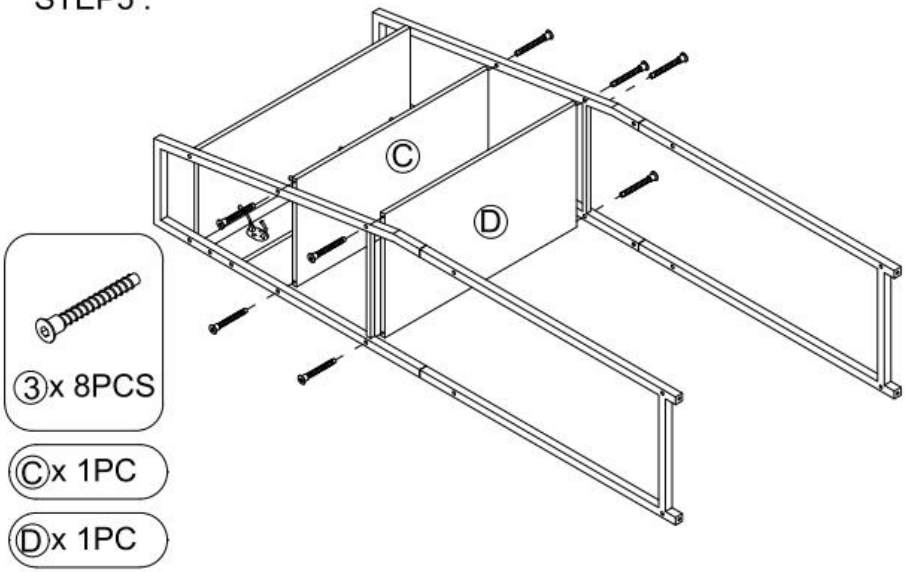

STEP6 :

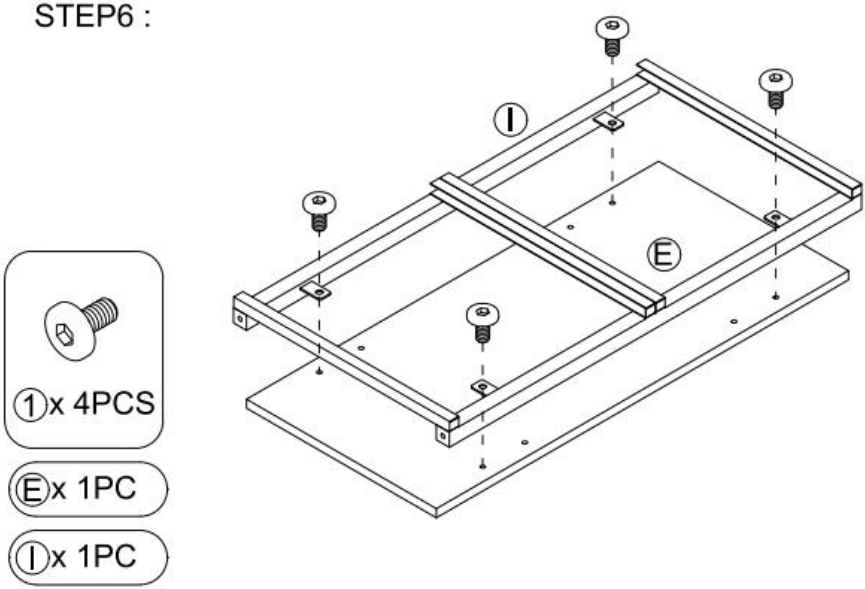

STEP7 :

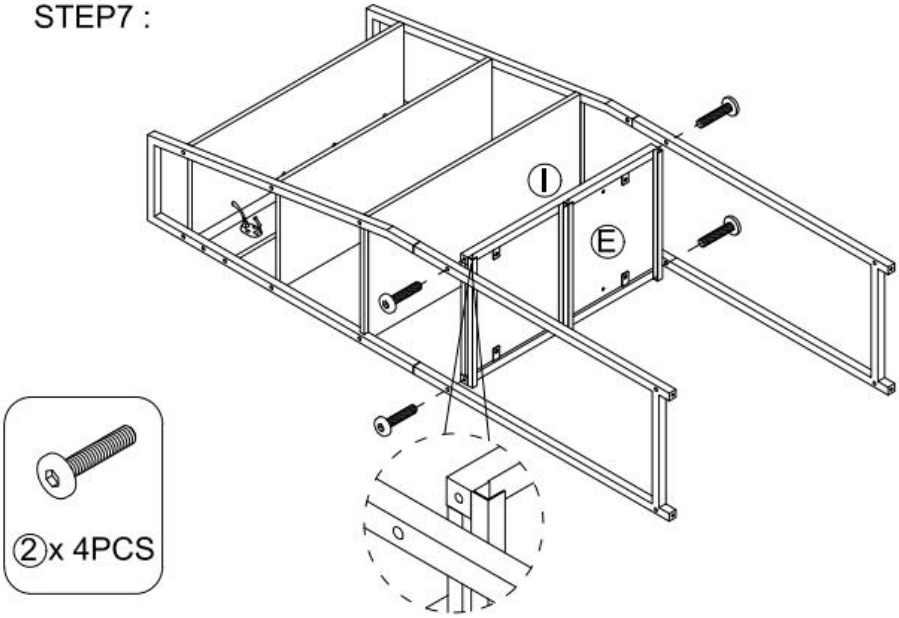

STEP8 :

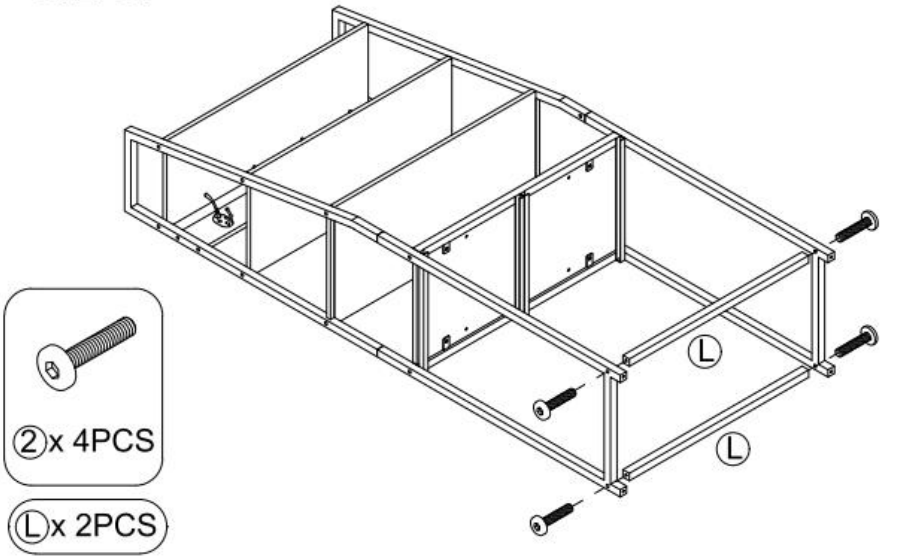

STEP9 :

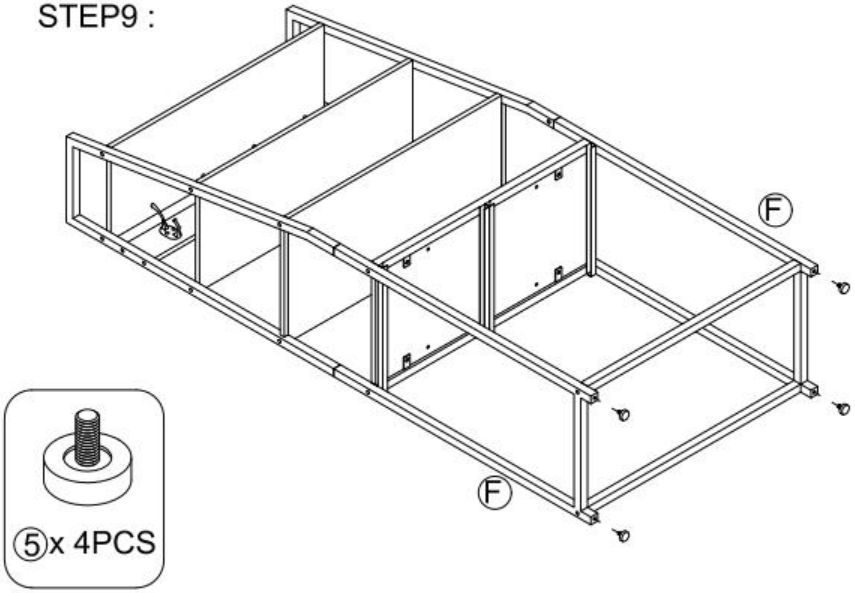

STEP10 :

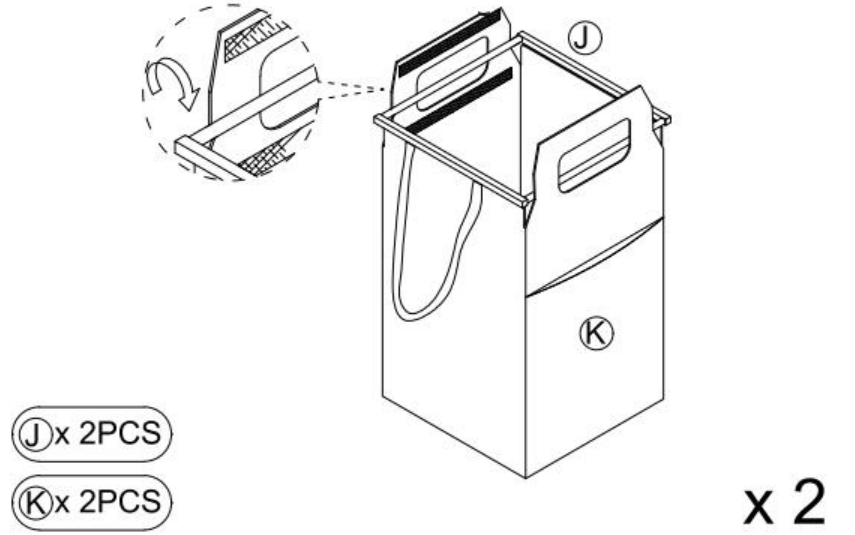

STEP11 :

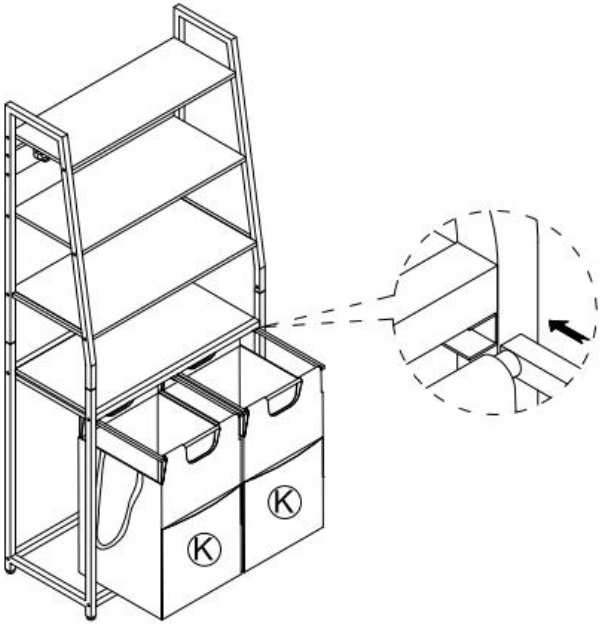

STEP12 :

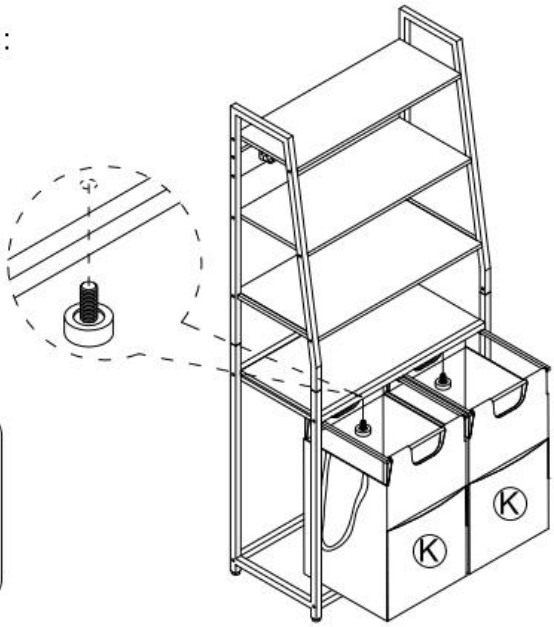

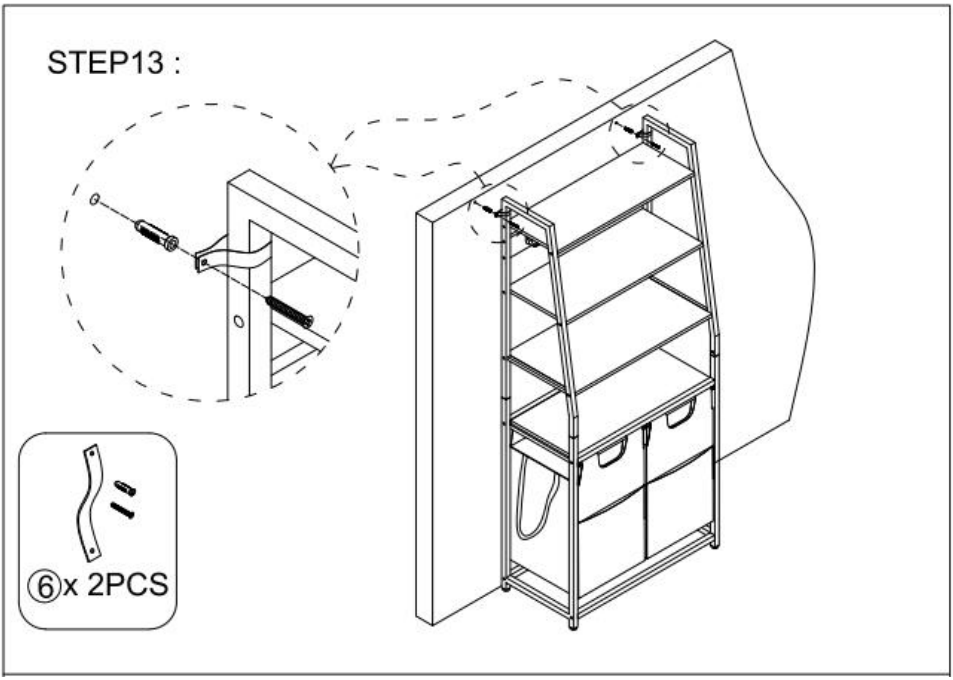
STEP13 :
⑥x 2PCS

PRODUCT PARAMETER

Modell	**XYL05**
Farbe	Schwarz + Braun
Maximales Ladegewicht	Schreibtisch: 30 kg Regalbrett : 10kg Stoffbeutel : je 5 kg
Produktgröße	667×330×1550mm

Hersteller: Shanghaimuxinmuyeyouxiangongsi
Adresse: Shuangchenglu 803nong11hao1602A-1609shi, baoshanqu, Shanghai 200.000 CN.
Importiert nach AUS: SIHAO PTY LTD. 1 ROKEVA STREETEASTWOOD NSW 2122 Australien
Importiert in die USA: Sanven Technology Ltd. Suite 250, 9166 Anaheim Place, Rancho Cucamonga, CA 91730

UK	REP

YH CONSULTING LIMITED. C/O YH Consulting Limited Office 147, Centurion House, London Road, Staines-upon-Thames, Surrey, TW18 4AX

EC	REP

E-CrossStu GmbH
Mainzer Landstr.69,
60329 Frankfurt am Main.

SELEZIONATORE DI BIANCHERIA

MODELLO: XYL05

LAUNDRY SORTER

MODELLO: XYL05

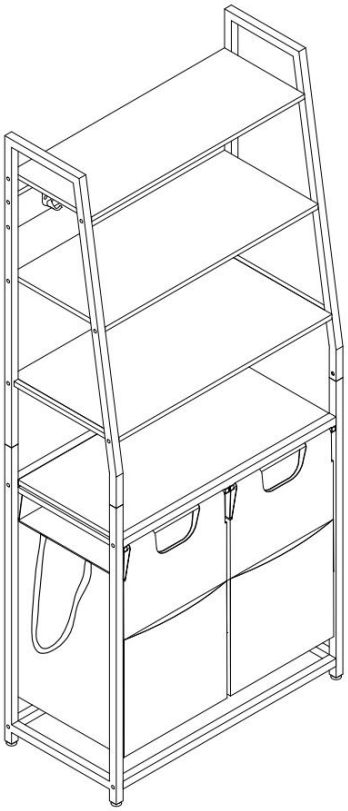

SAFETY INSTRUCTIONS

AVVERTIMENTO:
Leggere attentamente questo materiale prima di utilizzare il prodotto. La mancata osservanza di queste istruzioni può causare gravi lesioni.

Precauzioni di montaggio

25. Montare solo secondo queste istruzioni. Un montaggio improprio può comportare pericoli.
26. Durante il montaggio, indossare occhiali di sicurezza omologati ANSI e guanti da lavoro resistenti.
27. Mantenere l'area di riunione pulita e ben illuminata.
28. Durante un'assemblea, tenere gli astanti fuori dall'area .
29. Non partecipare se si è stanchi o sotto l'effetto di alcol, droghe o medicinali.
30. Le capacità del prodotto si applicano solo ai prodotti correttamente e completamente assemblati.
31. Montare su una superficie piana, livellata, dura e liscia, in grado di sostenere in modo sicuro il selezionatore di biancheria .
32. Per ulteriori informazioni sui componenti elencati nelle pagine seguenti, fare riferimento allo schema di montaggio di questo manuale. Disimballare e separare tutti i componenti in un'area di lavoro pulita.

Usare precauzioni

19. NON SEDERSI O STARE IN PIEDI SU QUESTO OGGETTO.
20. Questo prodotto non è un giocattolo. Non permettere ai bambini di giocare con questo articolo o nelle sue vicinanze.
21. Non superare il limite specificato capacità di peso.
22. Utilizzare solo su una superficie piana, livellata, dura e liscia in grado di sostenere in sicurezza un selezionatore di biancheria completamente carico .
23. Da utilizzare solo come previsto.
24. Controllare prima di ogni utilizzo; non utilizzare se alcune parti risultano allentate o danneggiate.

CONSERVARE QUESTO MANUALE

PARTS LIST

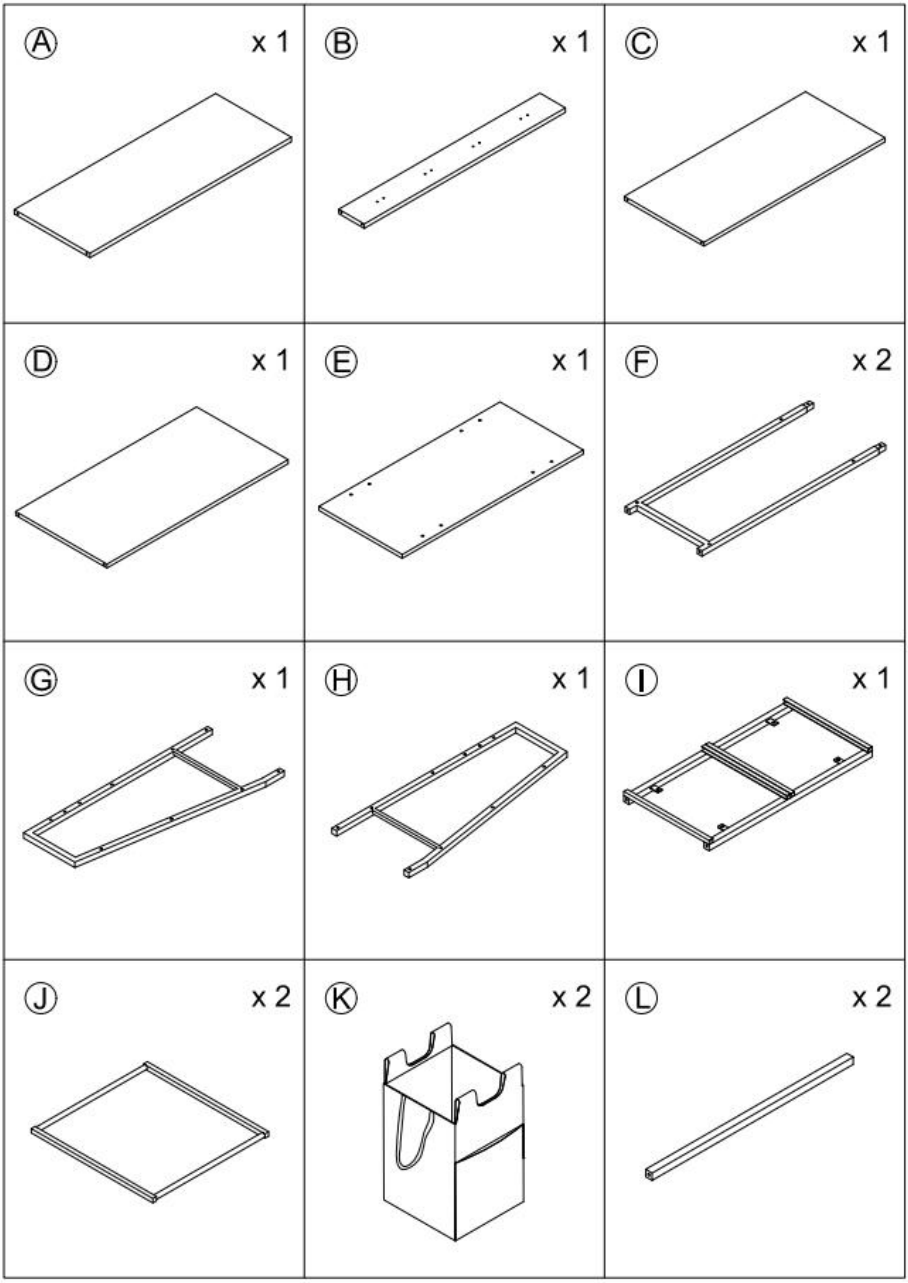
A x 1
B x 1
C x 1
D x 1
E x 1
F x 2
G x 1
H x 1
I x 1
J x 2
K x 2
L x 2

① x 8	② x 8	③ x 16
④ x 8	⑤ x 6	⑥ x 2
⑦ x 4	⑧ x 1	

ASSEMBLY STEP

STEP1 :

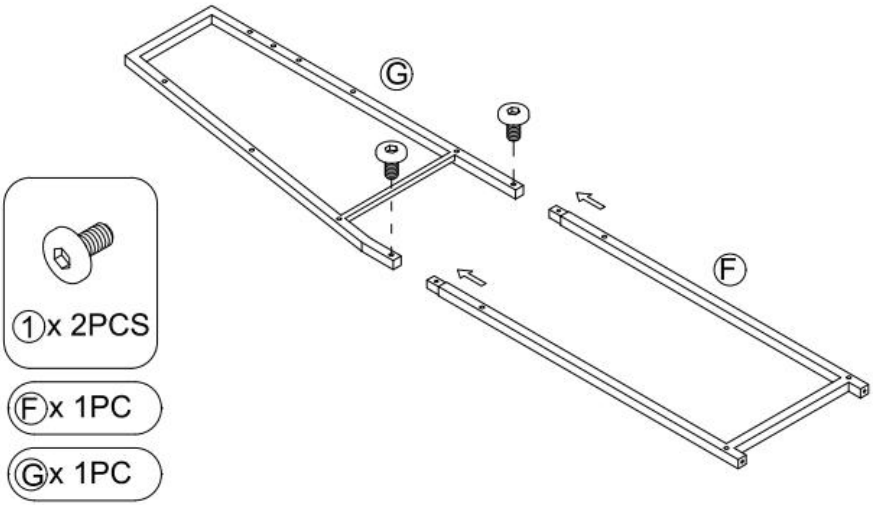

STEP2 :

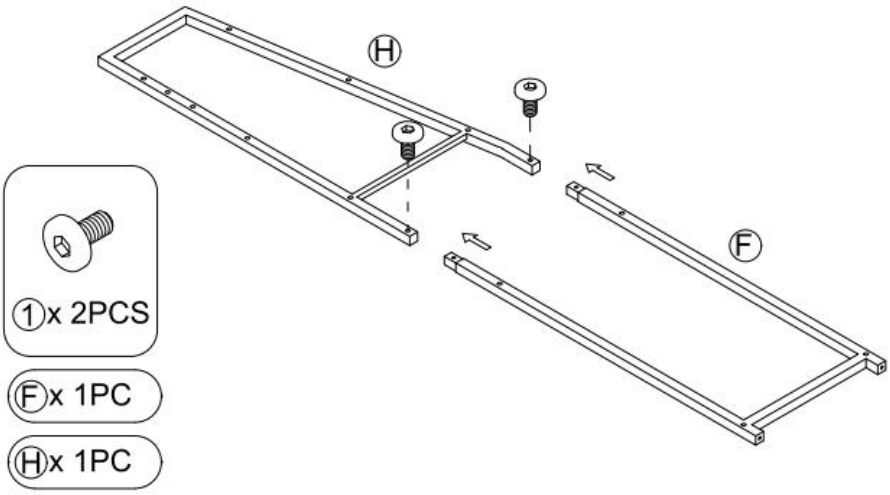

STEP3 :

Ⓑx 1PC

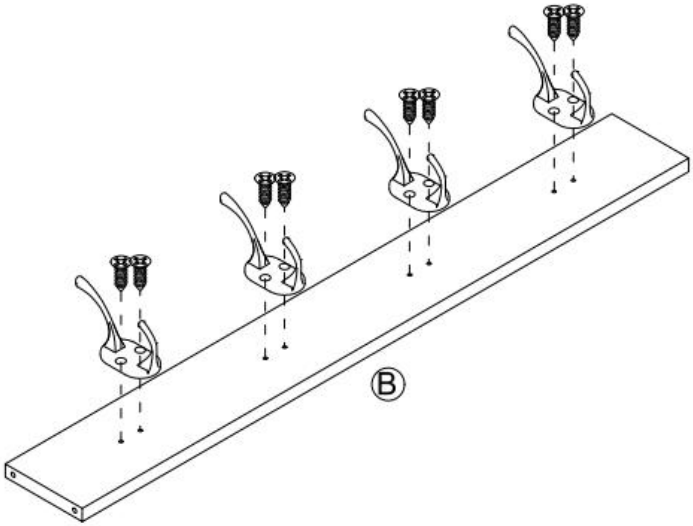

STEP4 :

Ⓐx 1PC

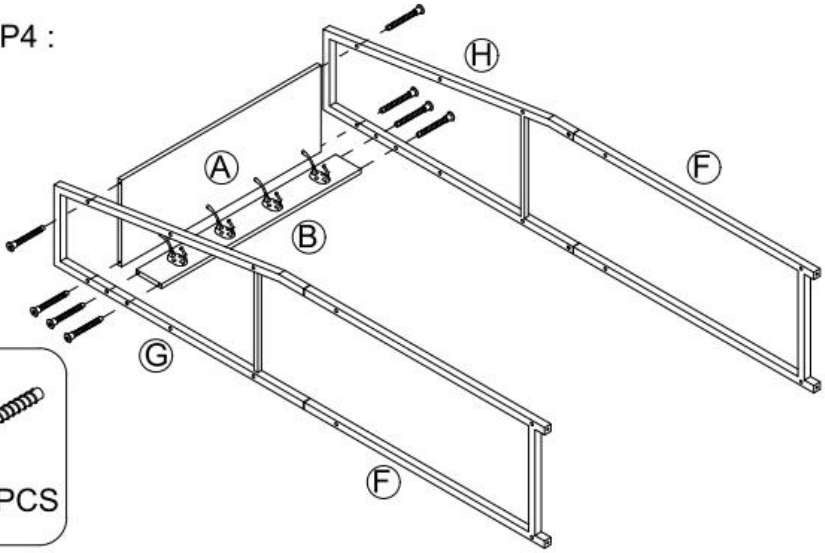

STEP5 :

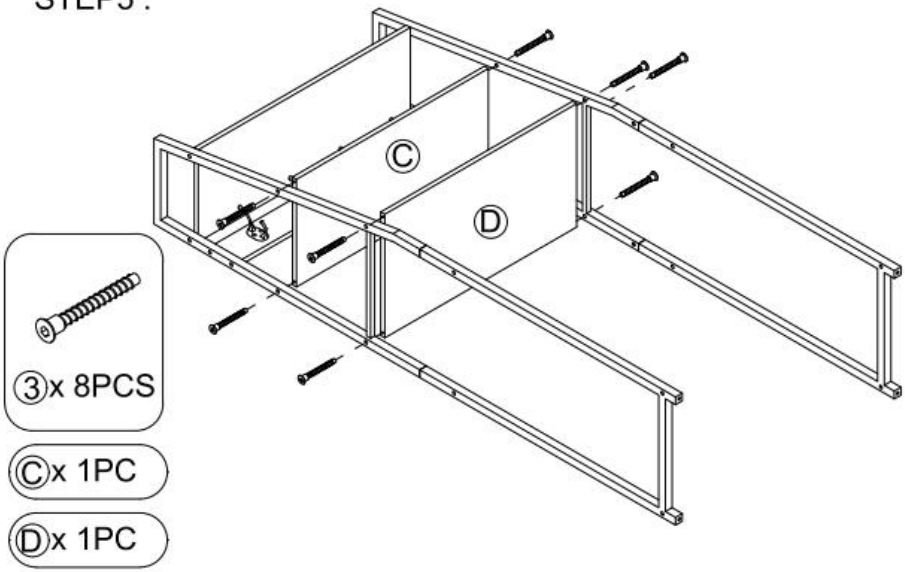

STEP6 :

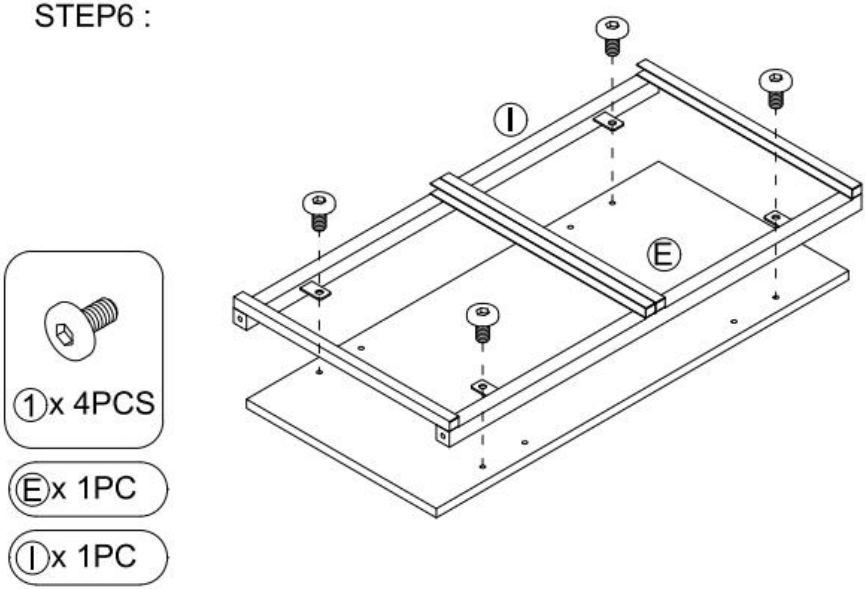

STEP7 :

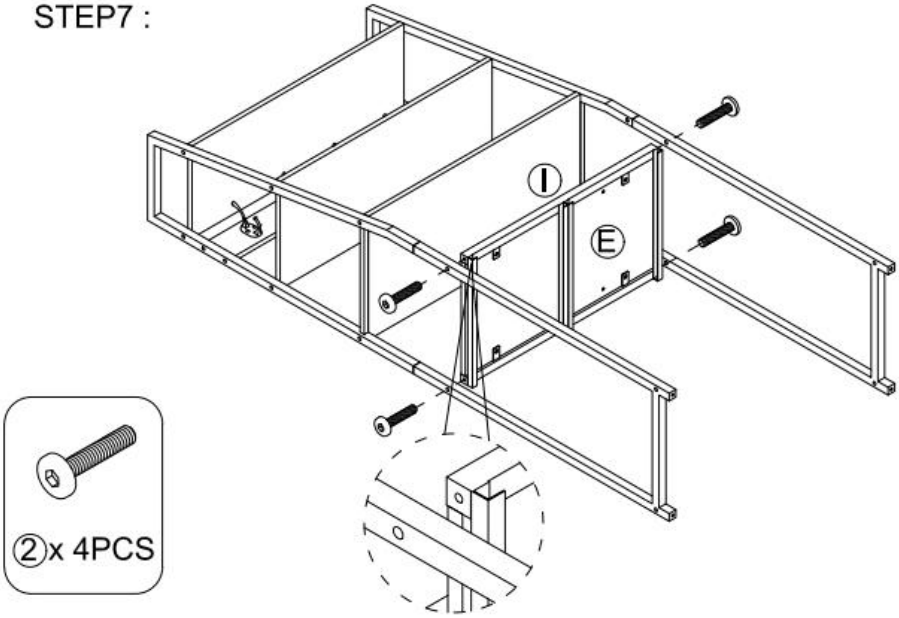

STEP8 :

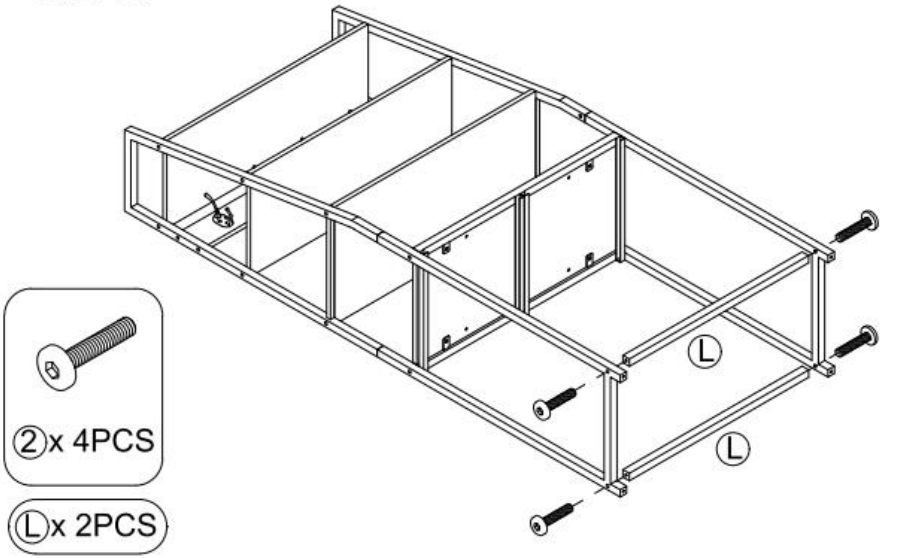

STEP9 :

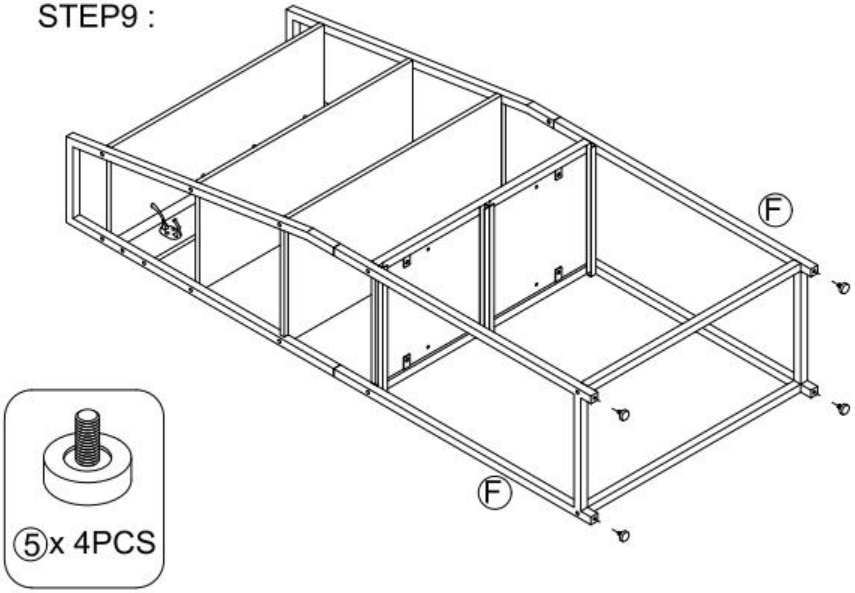

STEP10 :

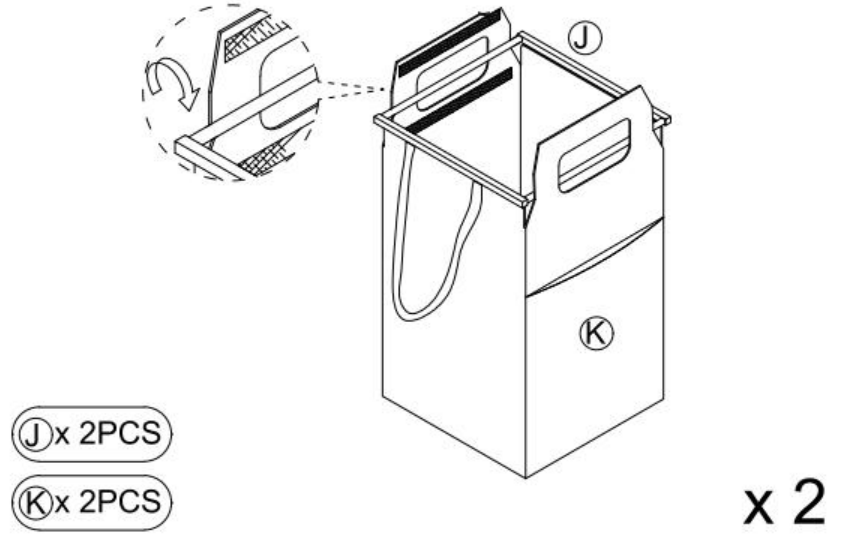

STEP11 :

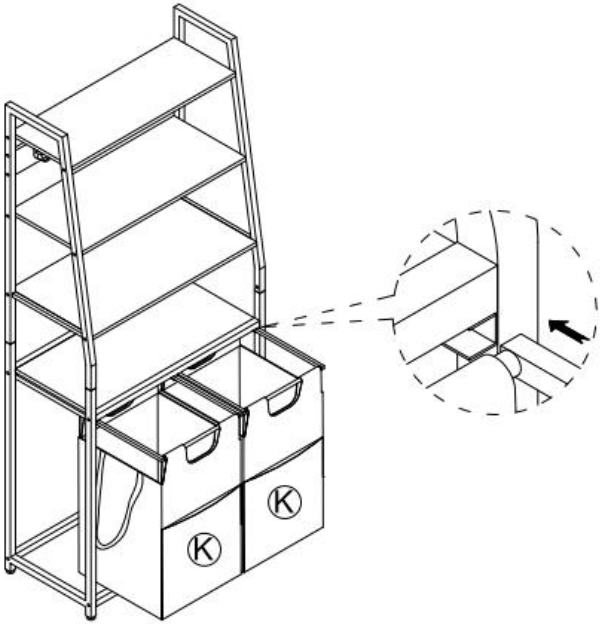

STEP12 :

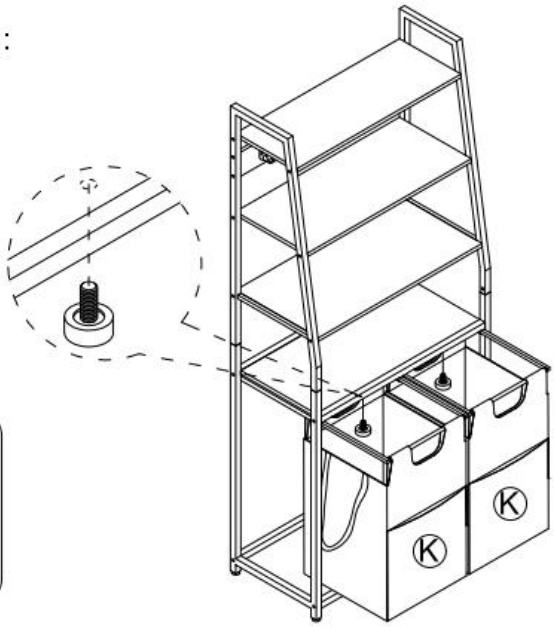

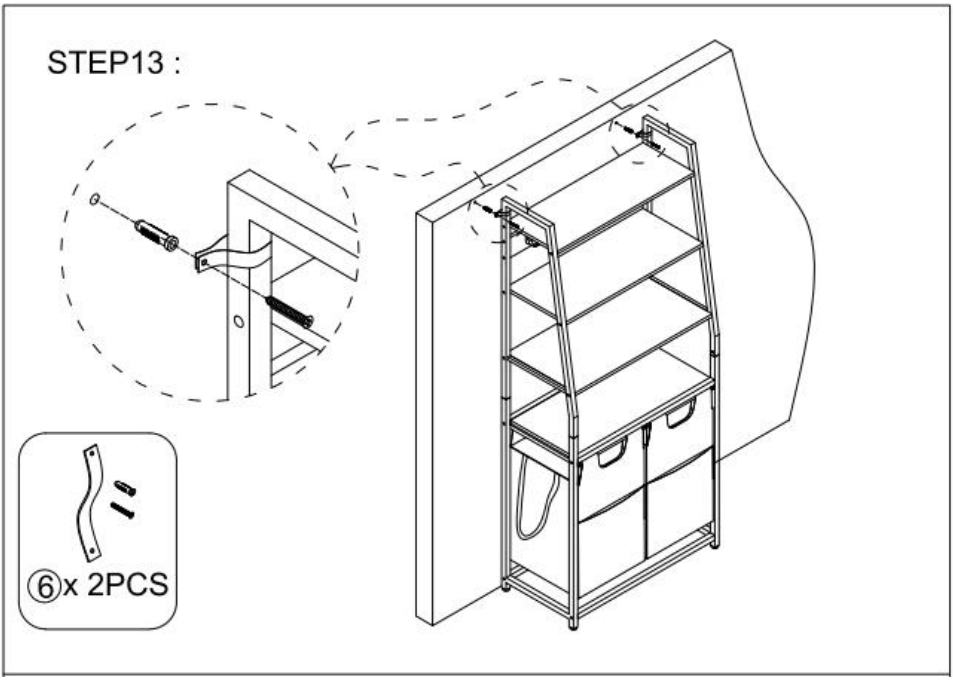
STEP13 :
⑥x 2PCS

PRODUCT PARAMETER

Modello	**XYL05**
Colore	Nero + Marrone
Peso massimo di carico	Tavolo: 30 kg Ripiano : 10 kg Sacco di stoffa: 5 kg ciascuno
Dimensioni del prodotto	667×330×1550mm

Produttore: Shanghaimuxinmuyeyouxiangongsi
Indirizzo: Shuangchenglu 803nong11hao1602A-1609shi, baoshanqu, shanghai 200000 CN.
Importato in AUS: SIHAO PTY LTD. 1 ROKEVA STREETEASTWOOD Nuovo Galles del Sud 2122 Australia
Importato negli USA: Sanven Technology Ltd. Suite 250, 9166 Anaheim Luogo, Rancho Cucamonga, CA 91730

UK	REP

YH CONSULTING LIMITED. C/O YH Consulting Limited Office 147, Centurion House, London Road, Staines-upon-Thames, Surrey, TW18 4AX

EC	REP

E-CrossStu GmbH
Mainzer Landstr.69,
60329 Frankfurt am Main.

CLASIFICADOR DE ROPA

MODELO: XYL05

LAUNDRY SORTER

MODELO: XYL05

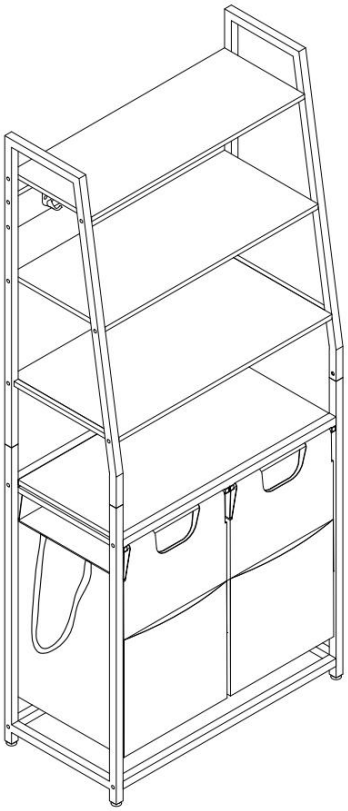

ADVERTENCIA:

Lea este material antes de usar este producto. De lo contrario, podría sufrir lesiones graves.

Precauciones de montaje

33. Ensamble únicamente según estas instrucciones. Un montaje incorrecto puede causar riesgos.
34. Use gafas de seguridad aprobadas por ANSI y guantes de trabajo resistentes durante el montaje.
35. Mantenga el área de reunión limpia y bien iluminada.
36. Mantenga a los transeúntes fuera del área durante el montaje.
37. No realice el montaje si está cansado o bajo la influencia del alcohol, drogas o medicamentos.
38. Las capacidades del producto se aplican únicamente a productos ensamblados correcta y completamente.
39. Móntelo sobre una superficie plana, nivelada, dura y lisa capaz de soportar de forma segura el clasificador de ropa .
40. Para obtener más información sobre las piezas que se enumeran en las siguientes páginas, consulte el diagrama de montaje de este manual. Desembale y separe todas las piezas en un área de trabajo limpia.

Precauciones de uso

25. NO SE SIENTA NI SE PARE SOBRE ESTE ARTÍCULO.
26. Este producto no es un juguete. No permita que los niños jueguen con él ni lo acerquen.
27. No exceda lo especificado capacidades de peso.
28. Úselo únicamente sobre una superficie plana, nivelada, dura y lisa que pueda soportar de manera segura un clasificador de ropa completamente cargado .
29. Úselo únicamente según lo previsto.
30. Inspeccione antes de cada uso; no lo utilice si las piezas están sueltas

o dañadas.

GUARDE ESTE MANUAL

PARTS LIST

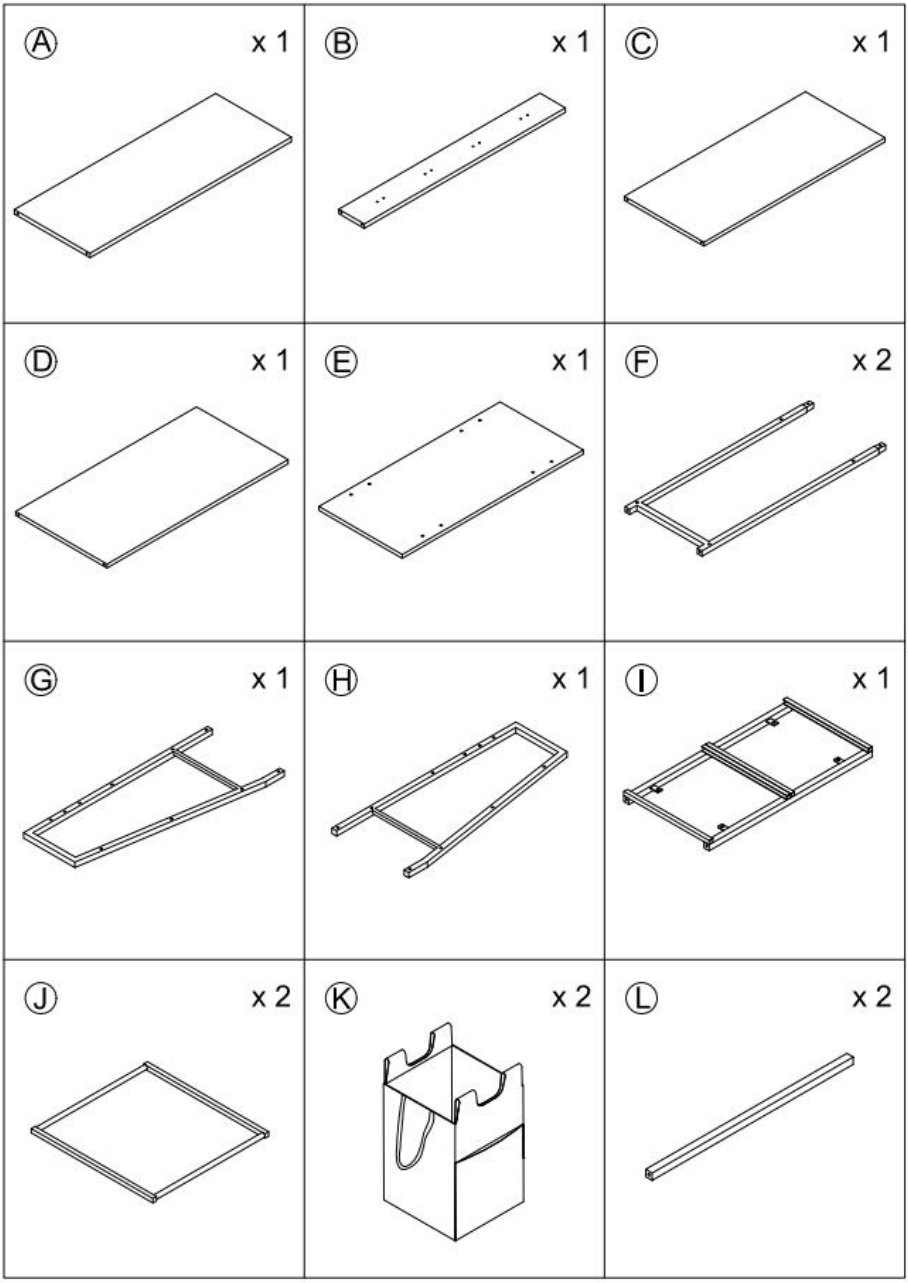
A x 1
B x 1
C x 1
D x 1
E x 1
F x 2
G x 1
H x 1
I x 1
J x 2
K x 2
L x 2

① x 8	② x 8	③ x 16
④ x 8	⑤ x 6	⑥ x 2
⑦ x 4	⑧ x 1	

ASSEMBLY STEP

STEP1 :

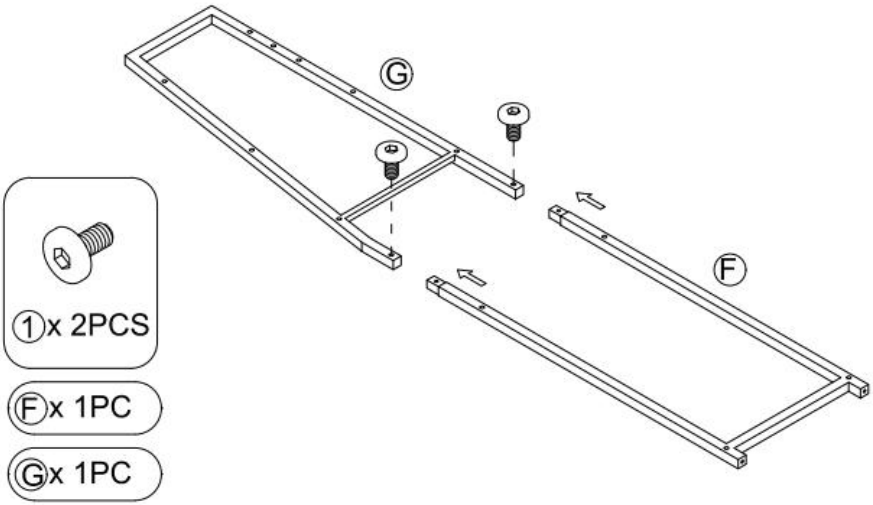

STEP2 :

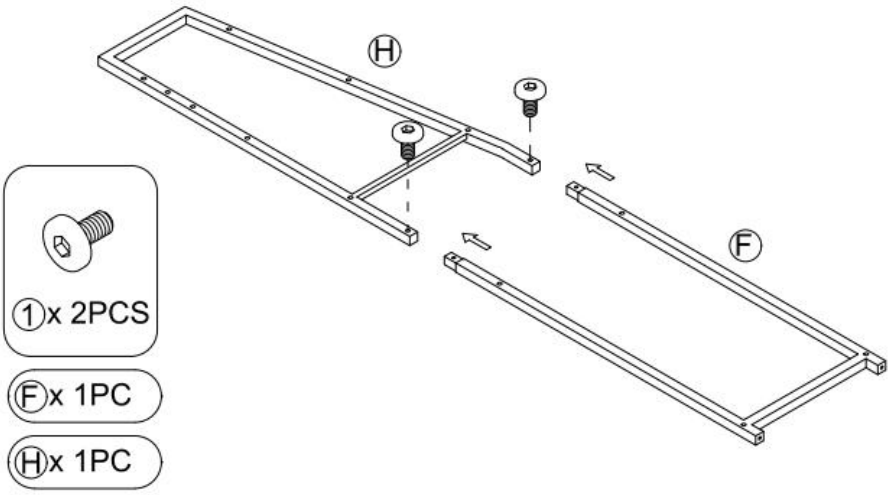

STEP3 :

Ⓑx 1PC

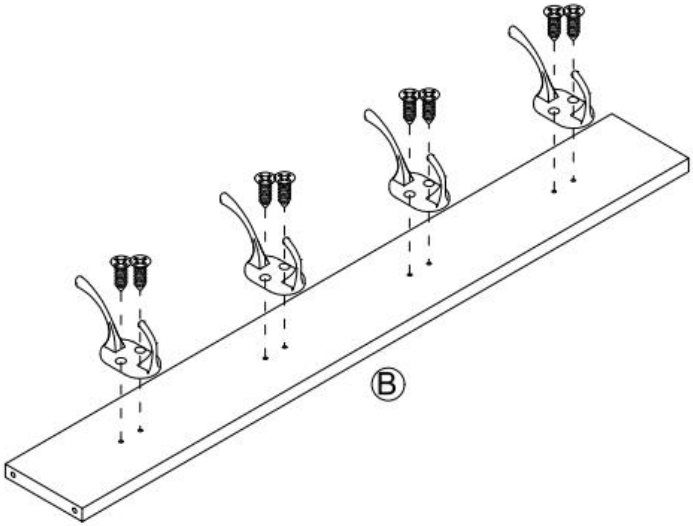

STEP4 :

Ⓐx 1PC

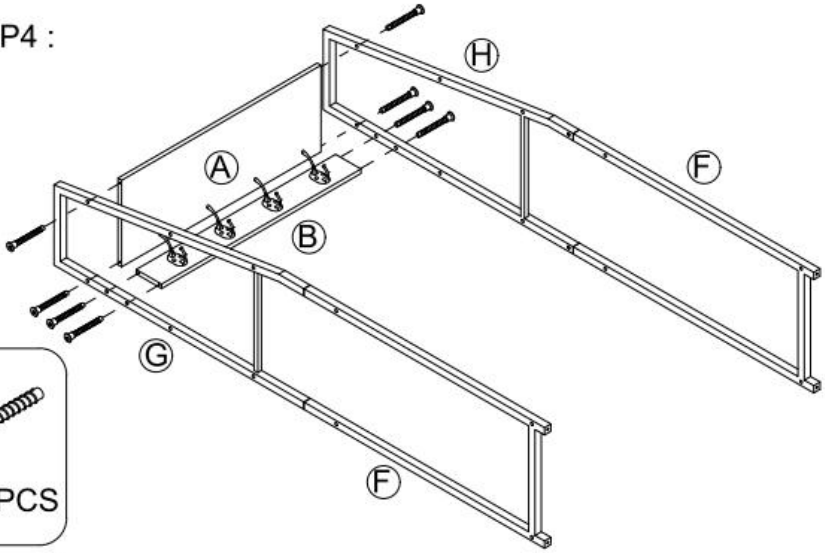

STEP5 :

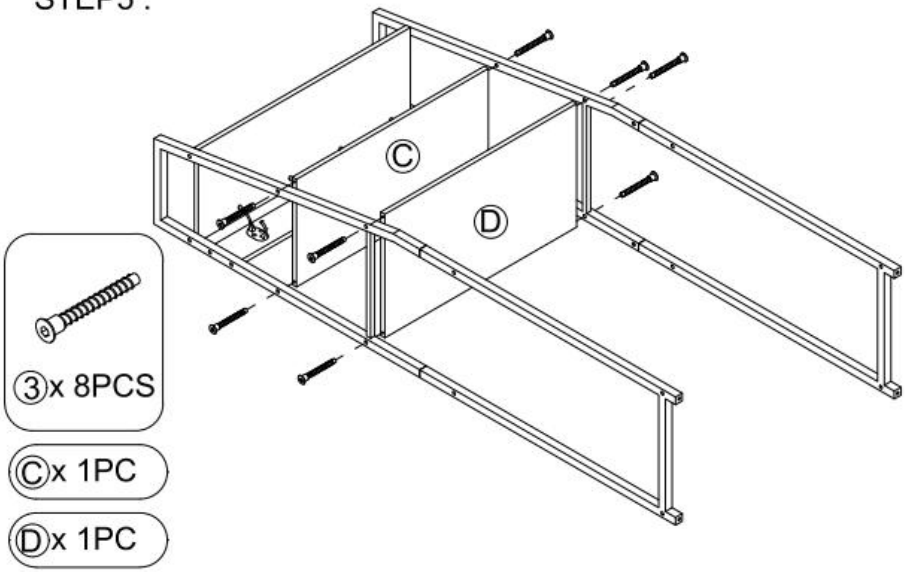

STEP6 :

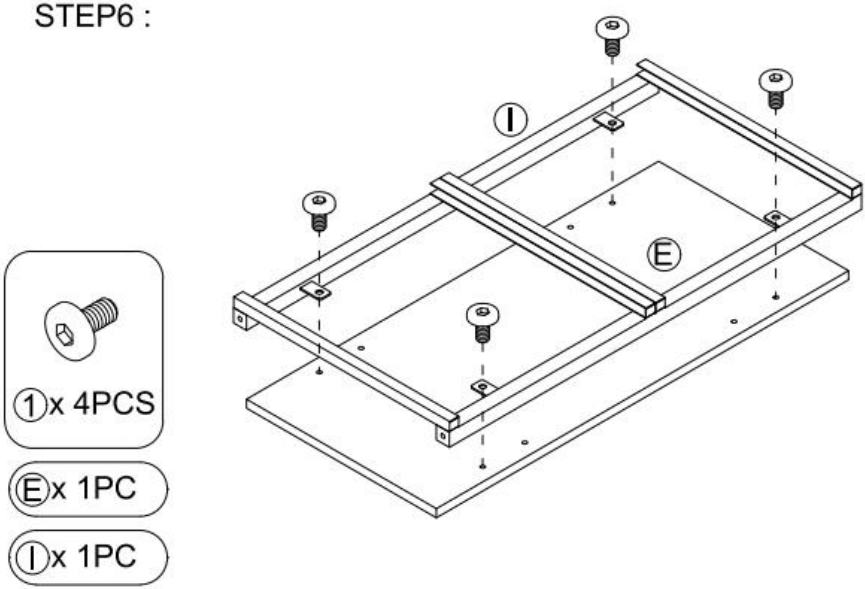

STEP7 :

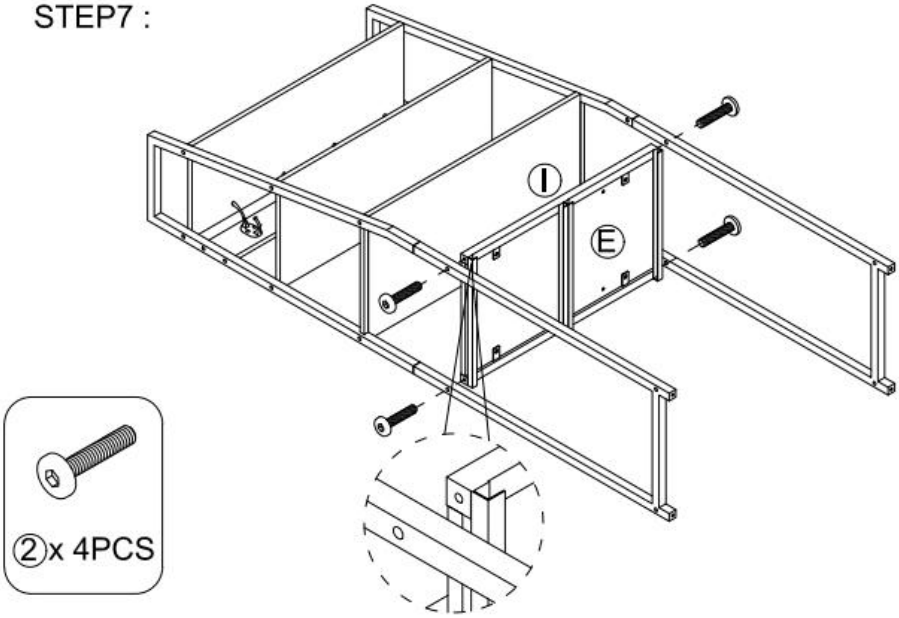

STEP8 :

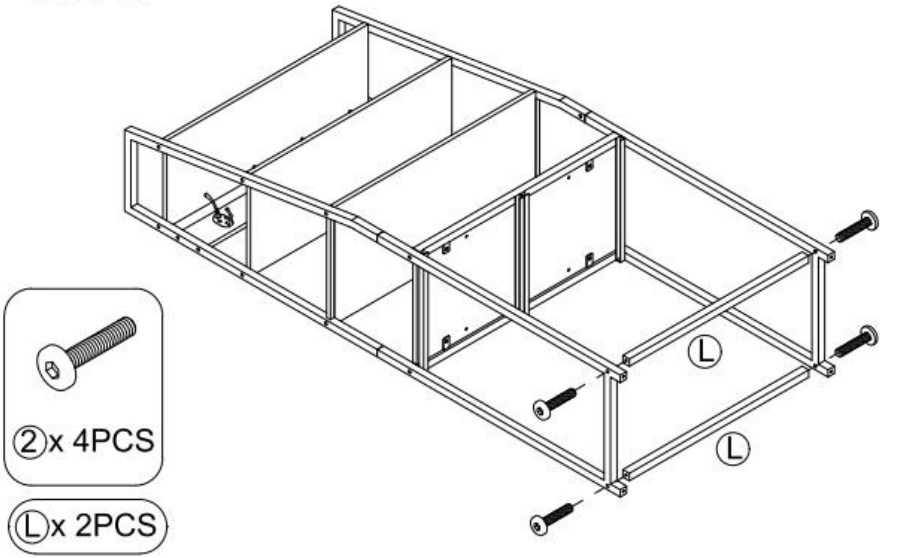

STEP9 :

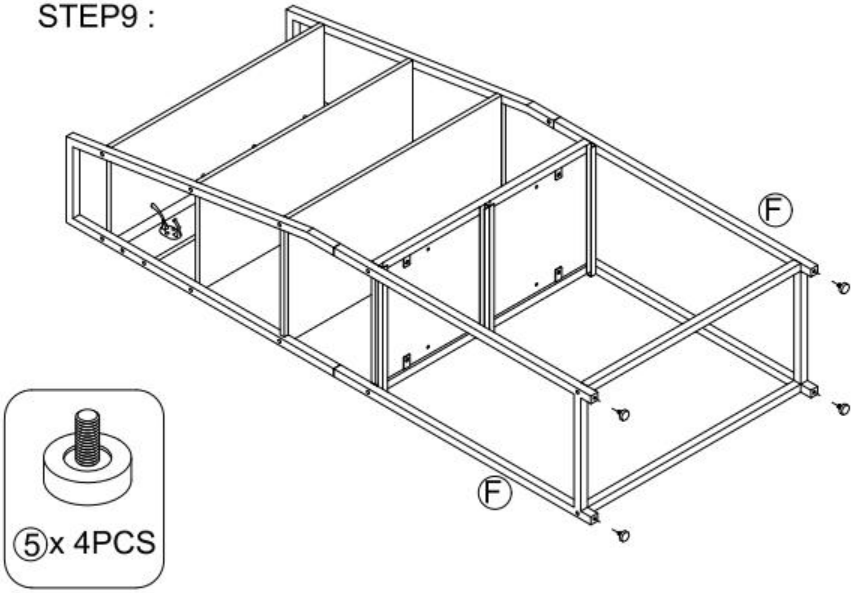

STEP10 :

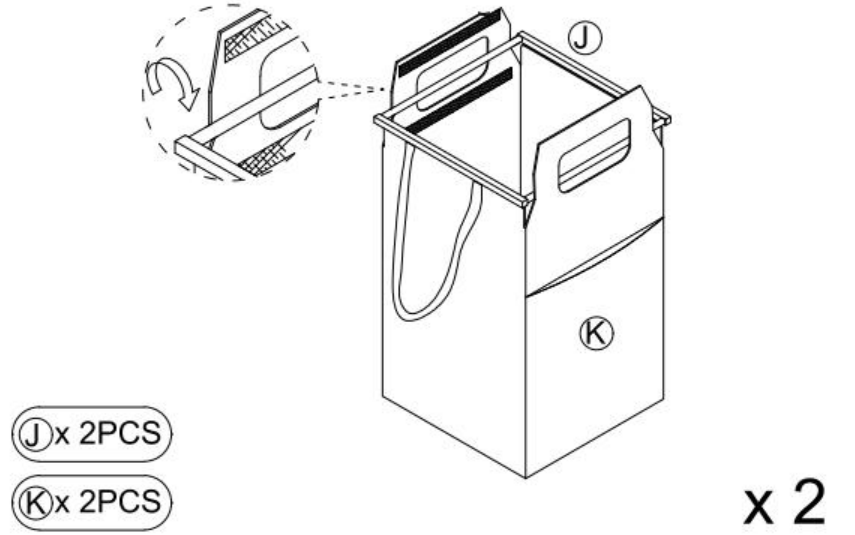

STEP11 :

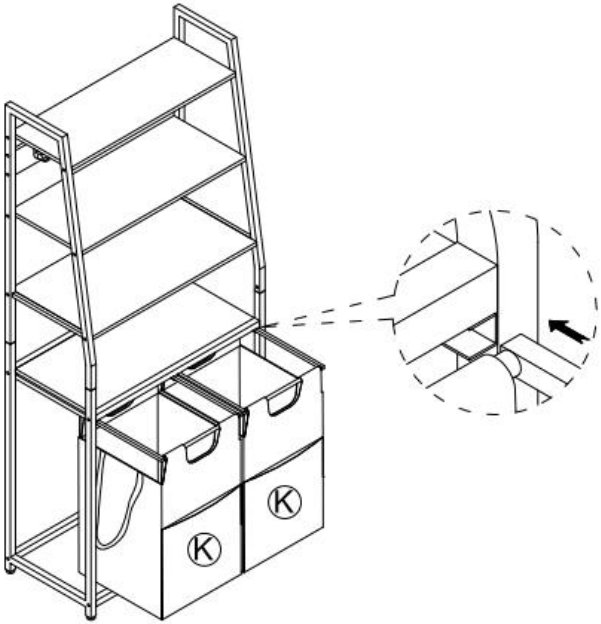

STEP12 :

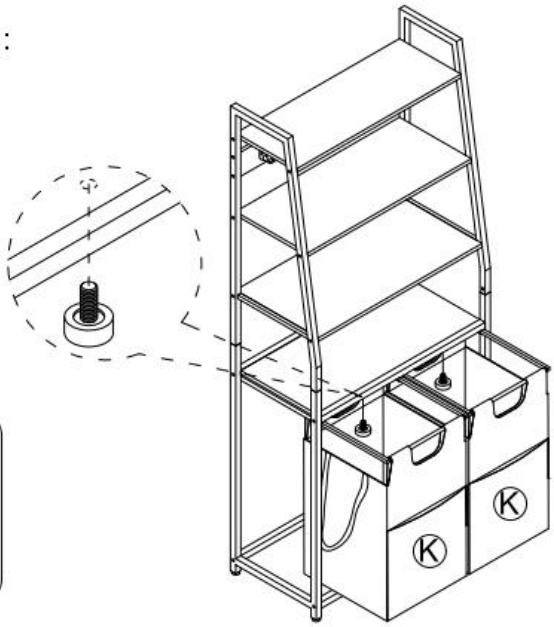

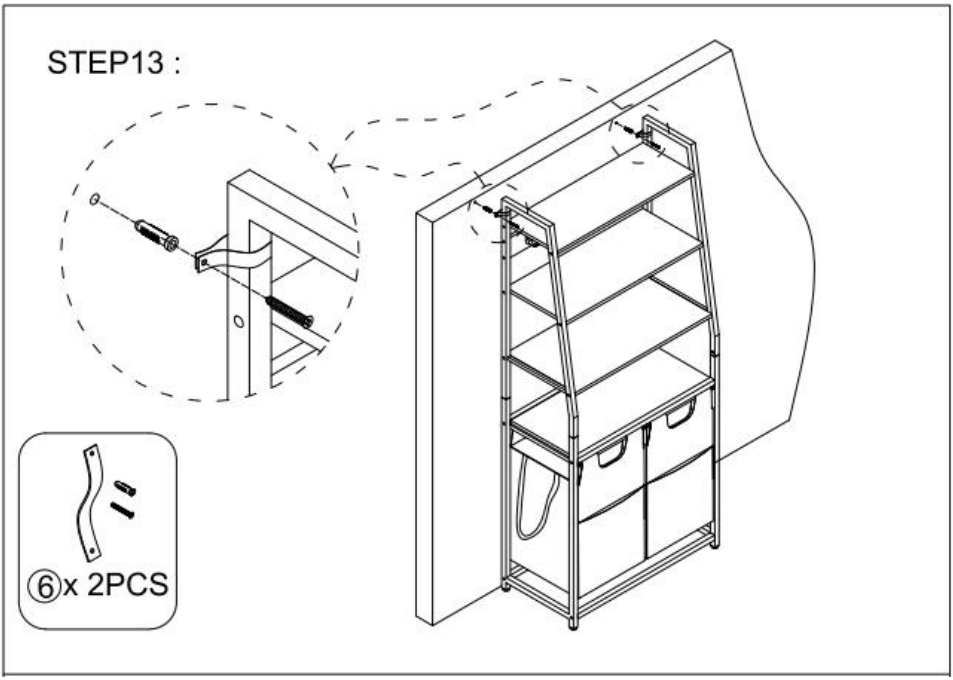
STEP13 :
⑥x 2PCS

PRODUCT PARAMETER

Modelo	**XYL05**
Color	Negro + Marrón
Peso máximo de carga	Escritorio: 30 kg Tablero de estantería: 10 kg Bolsa de tela : 5 kg cada una
Tamaño del producto	667×330×1550 mm

Fabricante: Shanghaimuxinmuyeyouxiangongsi
Dirección: Shuangchenglu 803nong11hao1602A-1609shi, baoshanqu, Shanghái 200000 CN.
Importado a AUS: SIHAO PTY LTD. 1 ROKEVA STREET, EASTWOOD NSW 2122 Australia
Importado a EE. UU.: Sanven Technology Ltd. Suite 250, 9166 Anaheim Lugar, Rancho Cucamonga, CA 91730

UK	REP

YH CONSULTING LIMITED. C/O YH Consulting Limited Office 147, Centurion House, London Road, Staines-upon-Thames, Surrey, TW18 4AX

EC	REP

E-CrossStu GmbH
Mainzer Landstr.69,
60329 Frankfurt am Main.

SORTOWNIK PRANIA

MODELE: XYL05

LAUNDRY SORTER

MODELE: XYL05

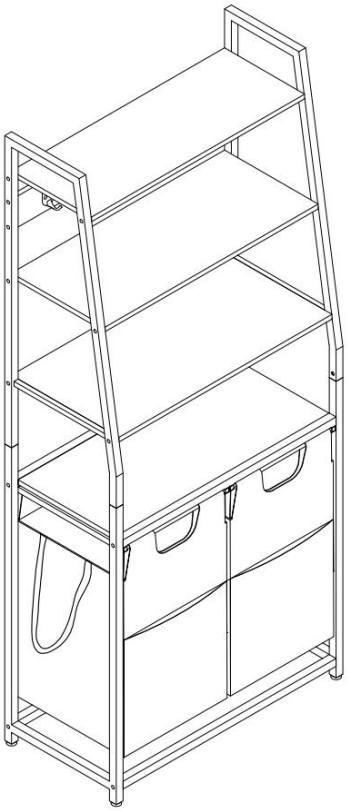

OSTRZEŻENIE:
Przeczytaj ten materiał przed użyciem tego produktu.
Nieprzestrzeganie tego może spowodować poważne obrażenia.

Środki ostrożności podczas montażu

41. Montaż należy wykonywać wyłącznie zgodnie z niniejszą instrukcją. Nieprawidłowy montaż może stwarzać zagrożenia.
42. Podczas montażu należy nosić okulary ochronne z atestem ANSI oraz wytrzymałe rękawice robocze.
43. Utrzymuj miejsce zgromadzenia w czystości i zapewnij dobre oświetlenie.
44. Podczas zgromadzenia nie dopuszczaj osób postronnych na teren zgromadzenia .
45. Nie przychodź na spotkanie, jeśli jesteś zmęczony lub znajdujesz się pod wpływem alkoholu, narkotyków lub leków.
46. Możliwości produktu odnoszą się wyłącznie do produktów prawidłowo i kompletnie zmontowanych.
47. Zamontuj na płaskiej, równej, twardej i gładkiej powierzchni, która będzie w stanie bezpiecznie utrzymać sorter prania .
48. Aby uzyskać dodatkowe informacje dotyczące części wymienionych na kolejnych stronach, zapoznaj się ze schematem montażu w tym podręczniku. Rozpakuj i oddziel wszystkie części w czystym miejscu pracy.

Stosuj środki ostrożności

31. NIE SIADAĆ ANI NIE STAWAĆ NA TYM PRZEDMIOCIE.
32. Ten produkt nie jest zabawką. Nie pozwalaj dzieciom bawić się tym przedmiotem ani przebywać w jego pobliżu.
33. Nie przekraczać określonej wartości nośność.
34. Stosować wyłącznie na płaskiej, równej, twardej i gładkiej powierzchni, która może bezpiecznie utrzymać w pełni załadowany sorter prania .
35. Stosować wyłącznie zgodnie z przeznaczeniem.

36. Przed każdym użyciem należy przeprowadzić kontrolę. Nie należy używać produktu, jeśli jakieś części są luźne lub uszkodzone.

ZAPISZ TĘ INSTRUKCJĘ

PARTS LIST

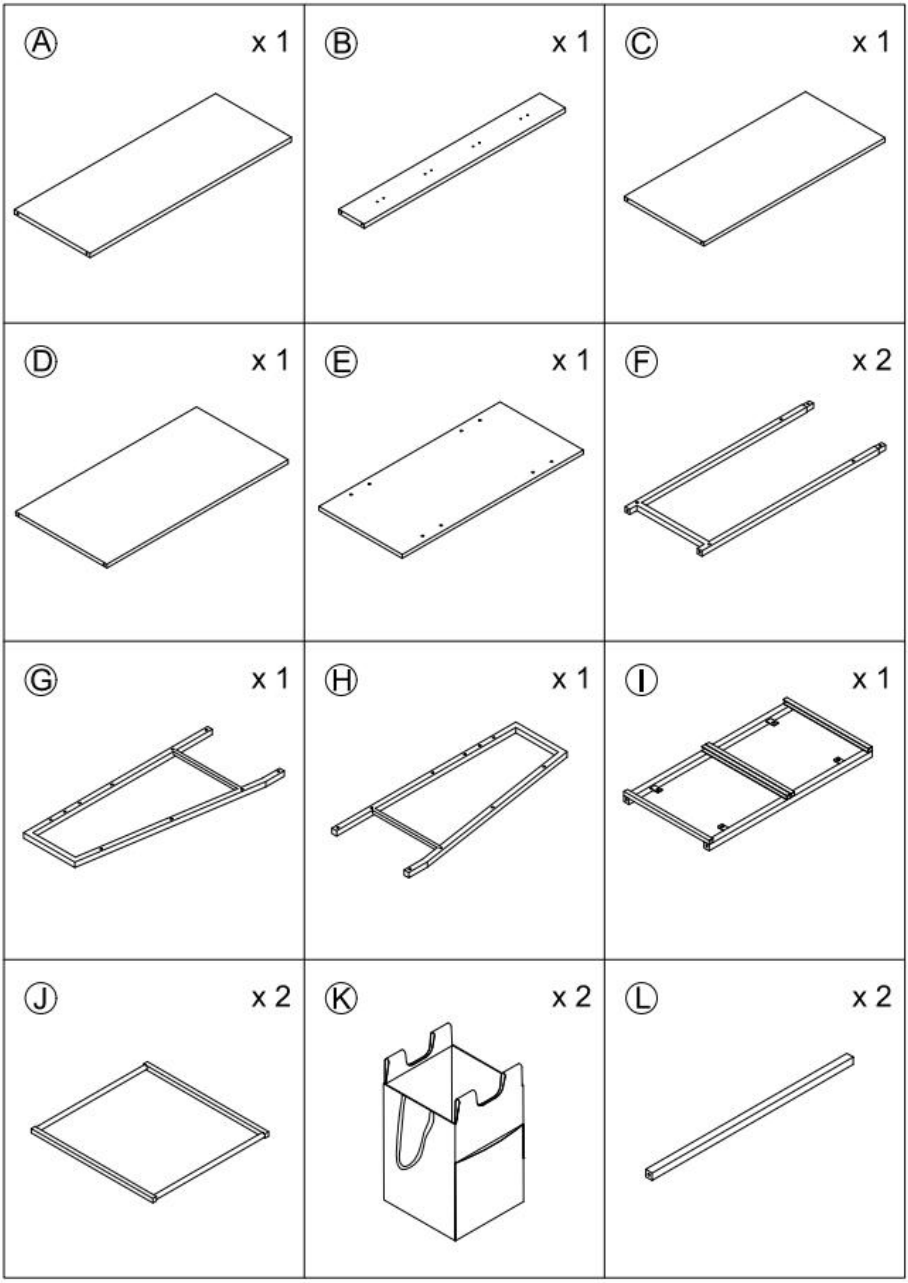
A x 1
B x 1
C x 1
D x 1
E x 1
F x 2
G x 1
H x 1
I x 1
J x 2
K x 2
L x 2

① x 8	② x 8	③ x 16
④ x 8	⑤ x 6	⑥ x 2
⑦ x 4	⑧ x 1	

ASSEMBLY STEP

STEP1 :

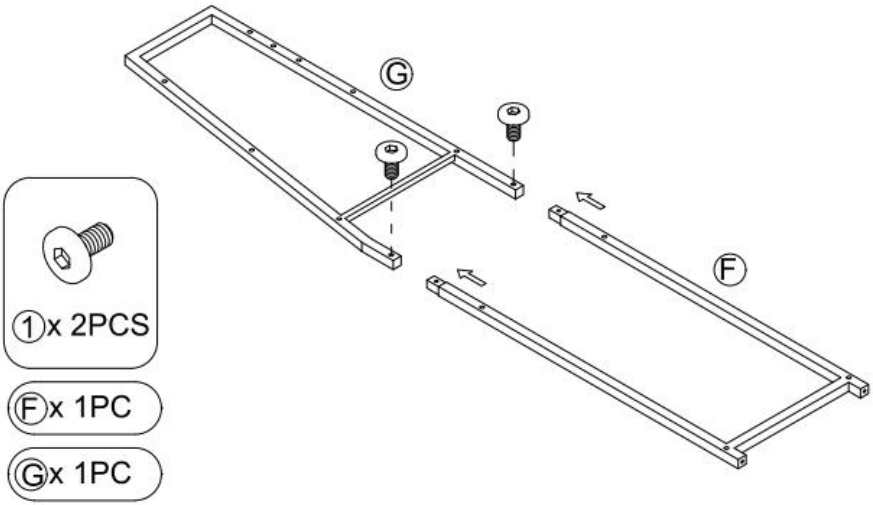

STEP2 :

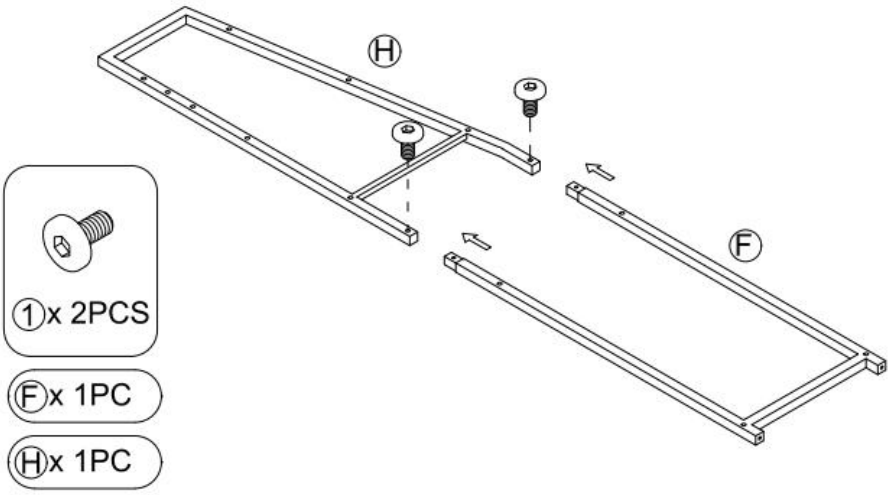

STEP3 :

Ⓑx 1PC

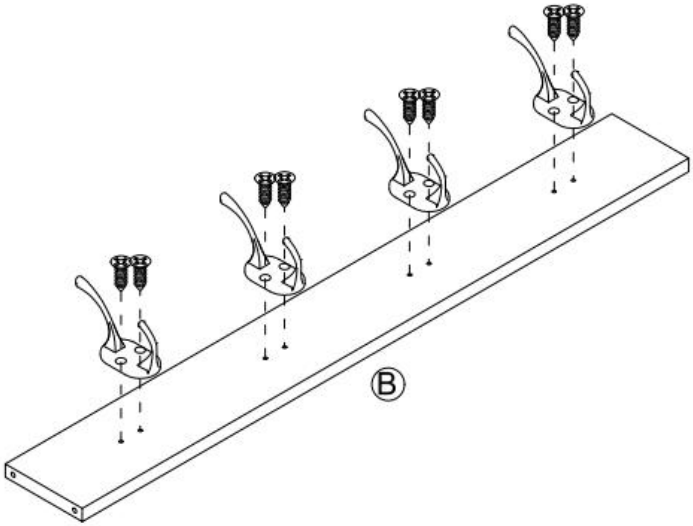

STEP4 :

Ⓐx 1PC

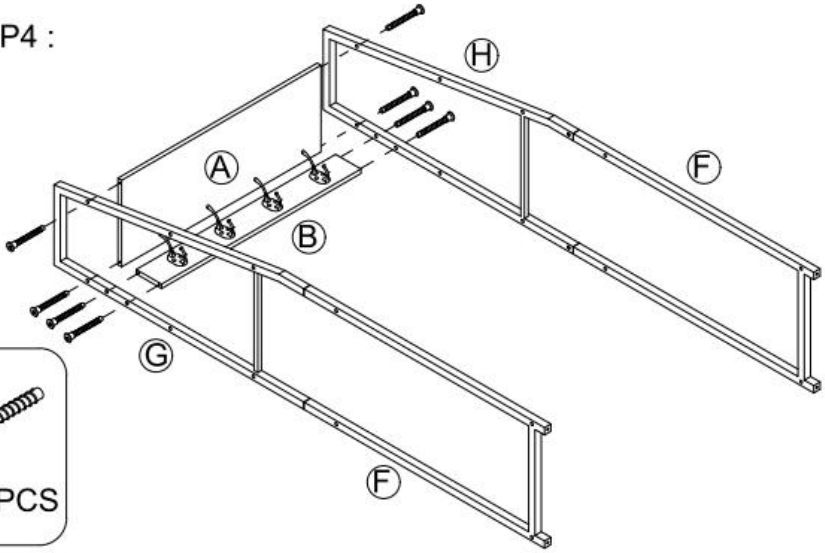

STEP5 :

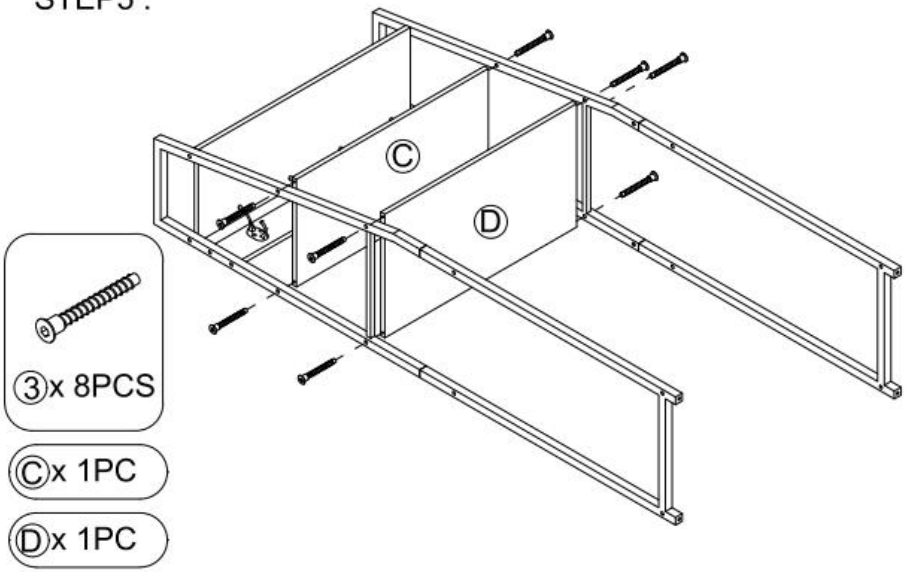

STEP6 :

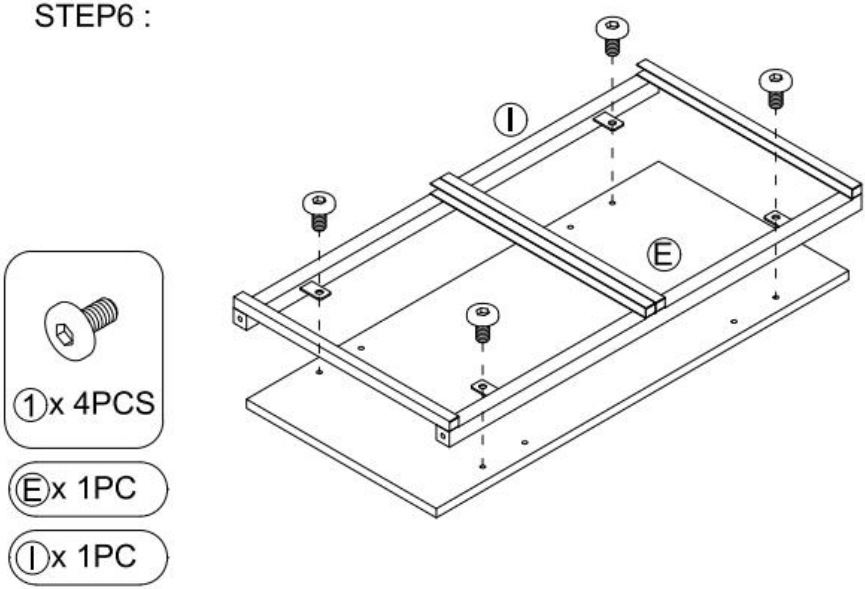

STEP7 :

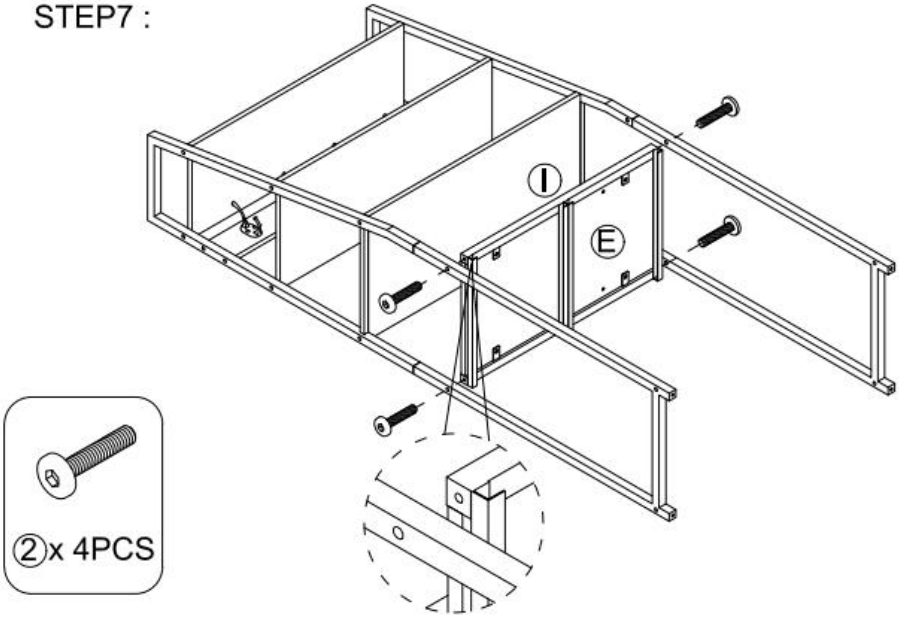

STEP8 :

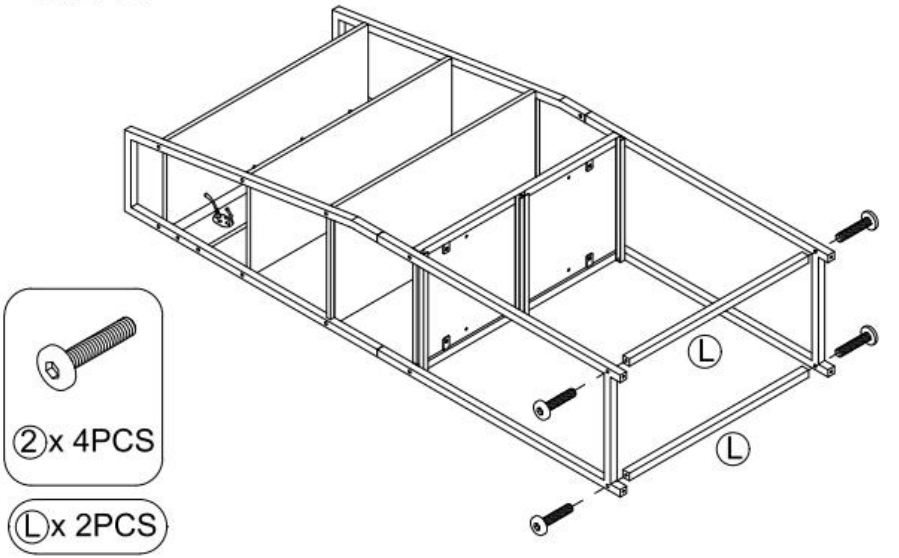

STEP9 :

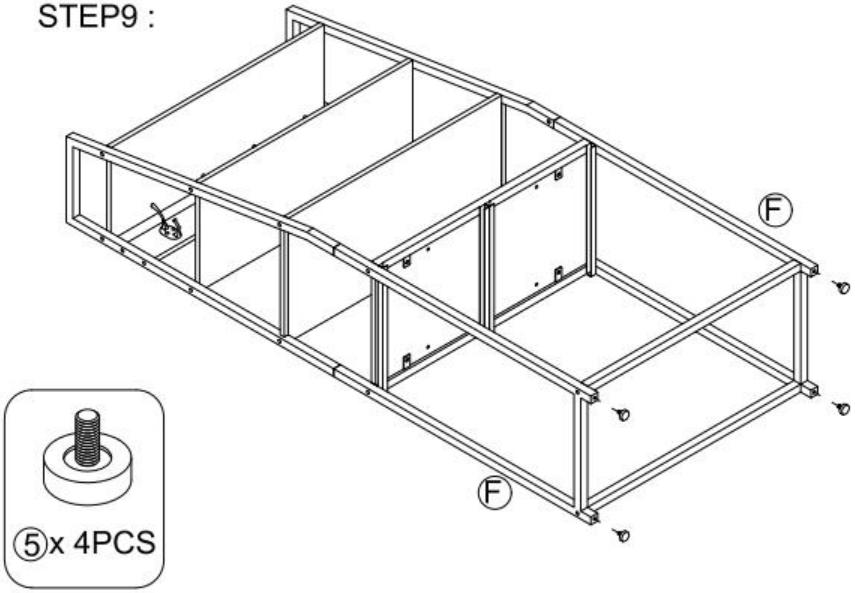

STEP10 :

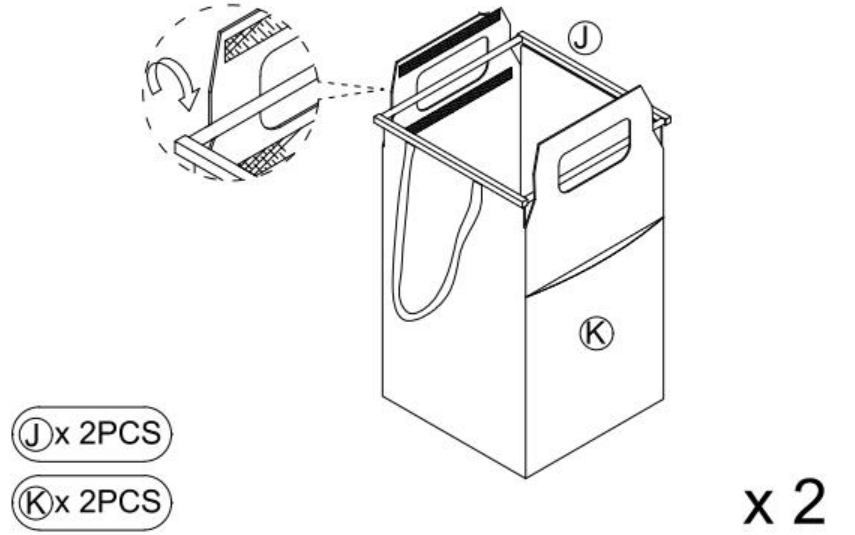

STEP11 :

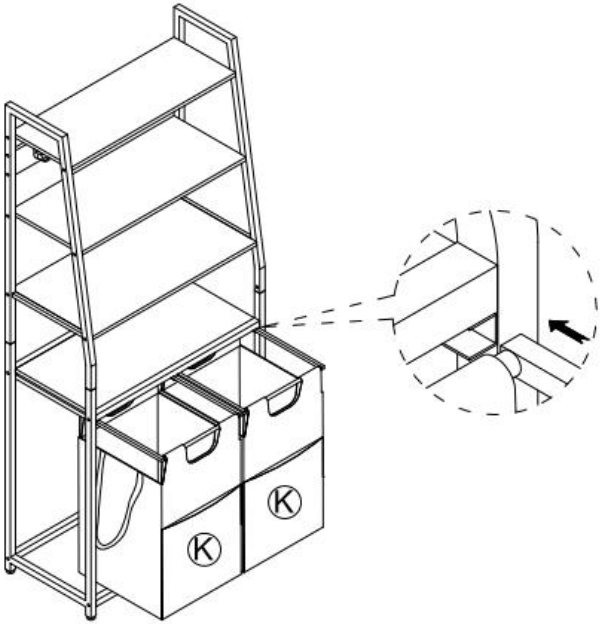

STEP12 :

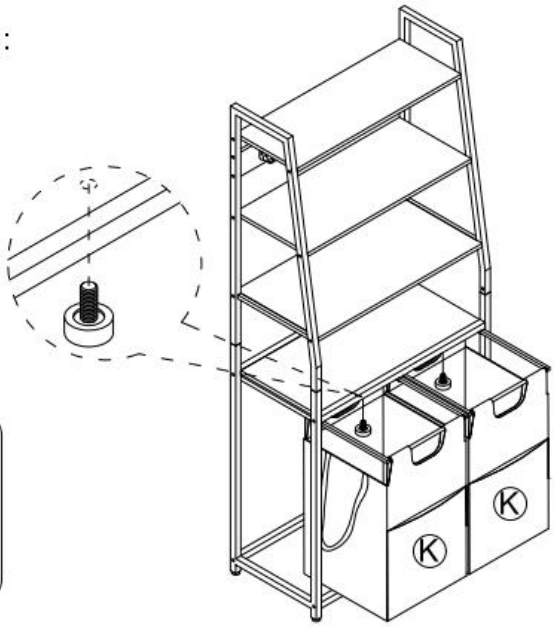

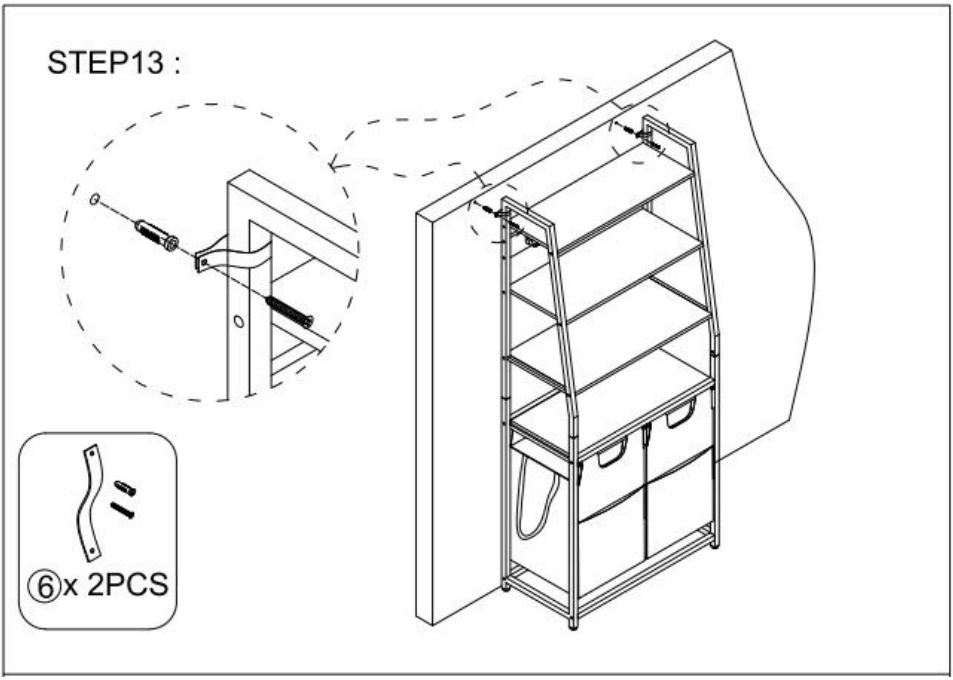
STEP13 :
⑥x 2PCS

PRODUCT PARAMETER

Model	**XYL05**
Kolor	Czarny + Brązowy
Maksymalna waga ładunku	Biurko: 30 kg Półka : 10kg Worek na ubrania: 5 kg każdy
Rozmiar produktu	667×330×1550 mm

⚠ WARNING

Children have died from furniture tipover. To reduce the risk of furniture tipover:

- ALWAYS install Anti-tip device provided.
- NEVER put a TV on this product.
- NEVER allow children to stand, climb or hang on drawers,doors,or shelves.
- NEVER open more than one drawer at a time.
- Place heaviest items in the lowest drawers.

This is a permanent label.
Do not remove!

Producent: Shanghaimuxinmuyeyouxiangongsi
Adres: Shuangchenglu 803nong11hao1602A-1609shi, baoshanqu, Szanghaj 200000 CN.
Importowane do AUS: SIHAO PTY LTD. 1 ROKEVA STREETEASTWOOD
NSW 2122 Australia
Importowane do USA: Sanven Technology Ltd. Suite 250, 9166 Anaheim Miejsce, Rancho Cucamonga, CA 91730

UK	REP

YH CONSULTING LIMITED. C/O YH Consulting Limited Office 147, Centurion House, London Road, Staines-upon-Thames, Surrey, TW18 4AX

EC	REP

E-CrossStu GmbH
Mainzer Landstr.69,
60329 Frankfurt am Main.

WASSORTEERDER

MODEL: XYL05

LAUNDRY SORTER

MODEL: XYL05

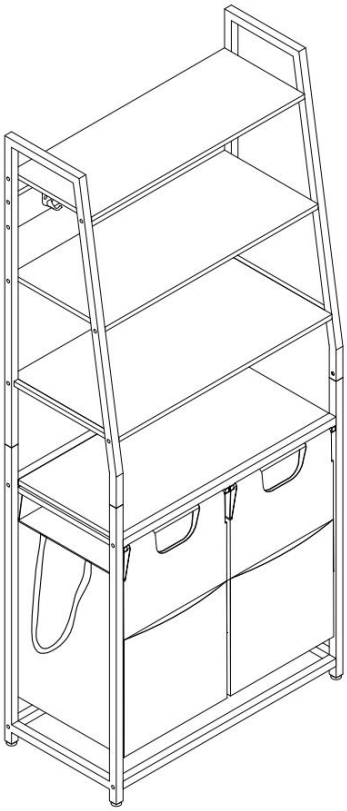

SAFETY INSTRUCTIONS

WAARSCHUWING:
Lees dit materiaal voordat u dit product gebruikt. Het niet naleven hiervan kan ernstig letsel tot gevolg hebben.

Voorzorgsmaatregelen voor montage

49. Monteer uitsluitend volgens deze instructies. Onjuiste montage kan gevaarlijk zijn.
50. Draag tijdens de montage een ANSI-goedgekeurde veiligheidsbril en stevige werkhandschoenen.
51. Houd de verzamelplaats schoon en goed verlicht.
52. Houd omstanders uit de buurt tijdens een bijeenkomst.
53. Kom niet in actie als u moe bent of onder invloed van alcohol, drugs of medicijnen.
54. De producteigenschappen gelden uitsluitend voor volledig en correct gemonteerde producten.
55. wassorteerder veilig kan dragen .
56. Raadpleeg voor meer informatie over de onderdelen die op de volgende pagina's worden vermeld het montageschema in deze handleiding. Pak alle onderdelen uit en scheid ze van elkaar op een schone werkplek.

Gebruik voorzorgsmaatregelen

37. NIET OP DIT ARTIKEL ZITTEN OF STAAN.
38. Dit product is geen speelgoed. Laat kinderen niet met of in de buurt van dit artikel spelen.
39. Niet overschrijden aangegeven gewichtscapaciteiten.
40. Gebruik de wasmand alleen op een vlak, egaal, hard en glad oppervlak dat een volledig geladen wassorteerder veilig kan dragen .
41. Alleen gebruiken zoals bedoeld.
42. Controleer het product voor elk gebruik. Niet gebruiken als er onderdelen loszitten of beschadigd zijn.

BEWAAR DEZE HANDLEIDING

PARTS LIST

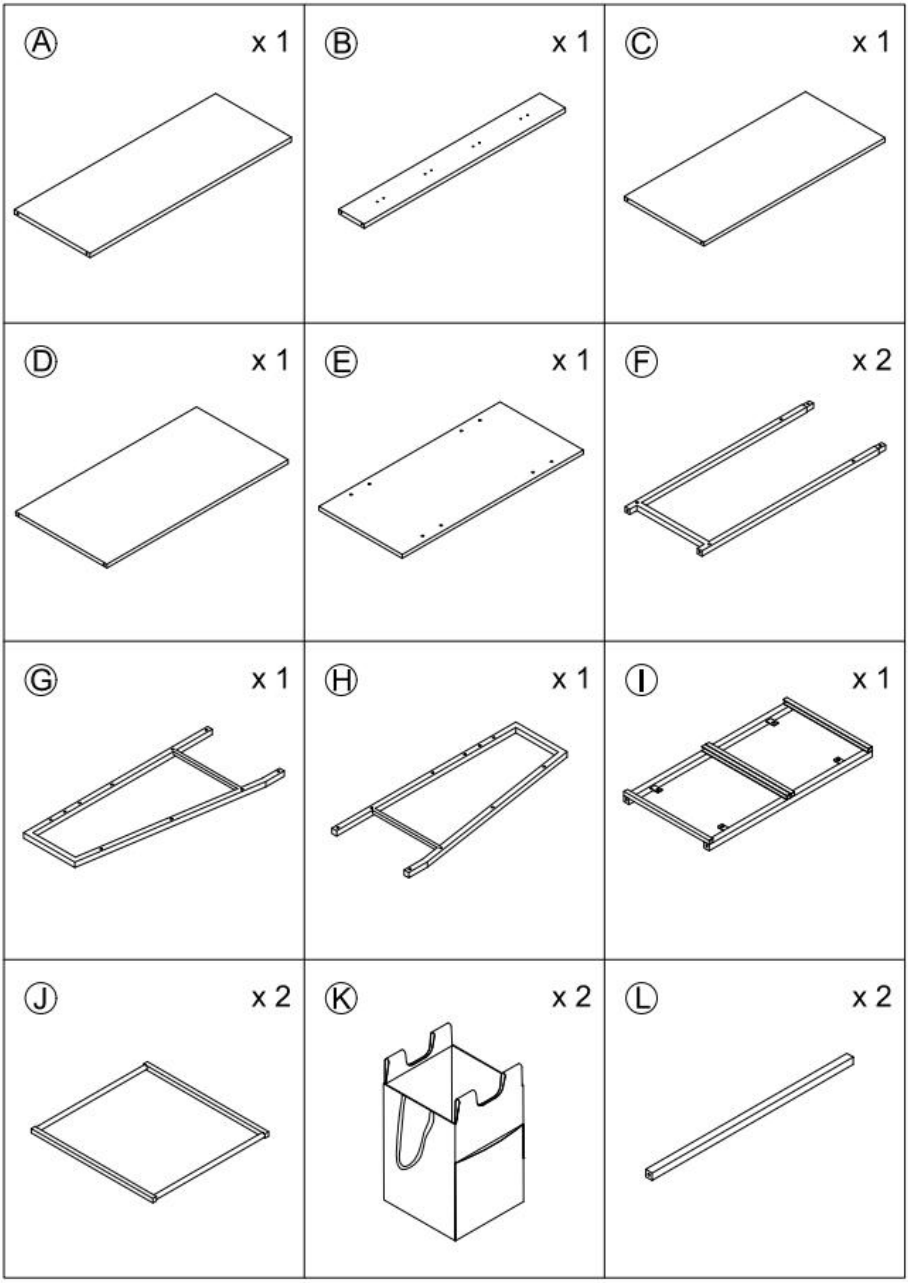
A x 1
B x 1
C x 1
D x 1
E x 1
F x 2
G x 1
H x 1
I x 1
J x 2
K x 2
L x 2

① x 8	② x 8	③ x 16
④ x 8	⑤ x 6	⑥ x 2
⑦ x 4	⑧ x 1	

ASSEMBLY STEP

STEP1 :

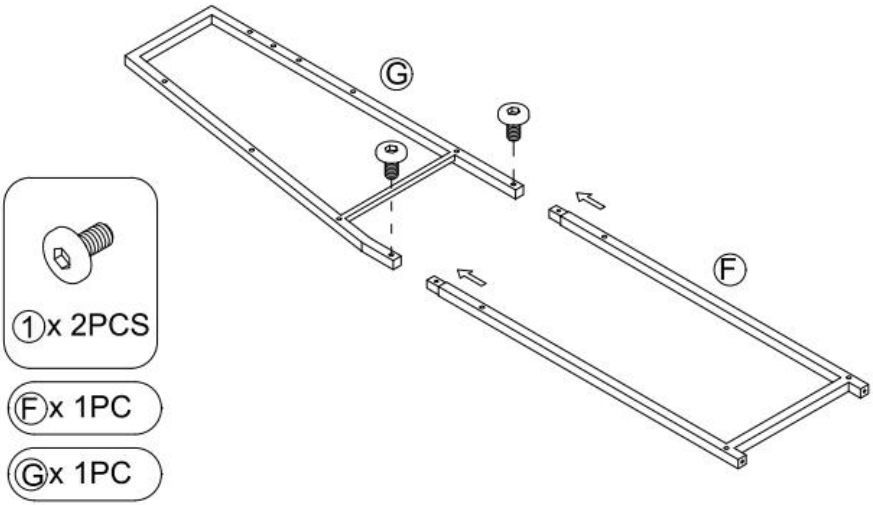

STEP2 :

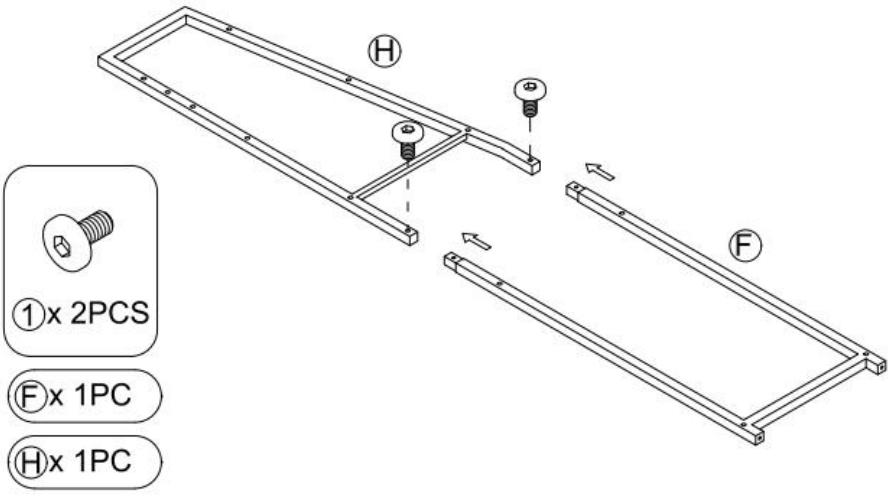

STEP3 :

Ⓑx 1PC

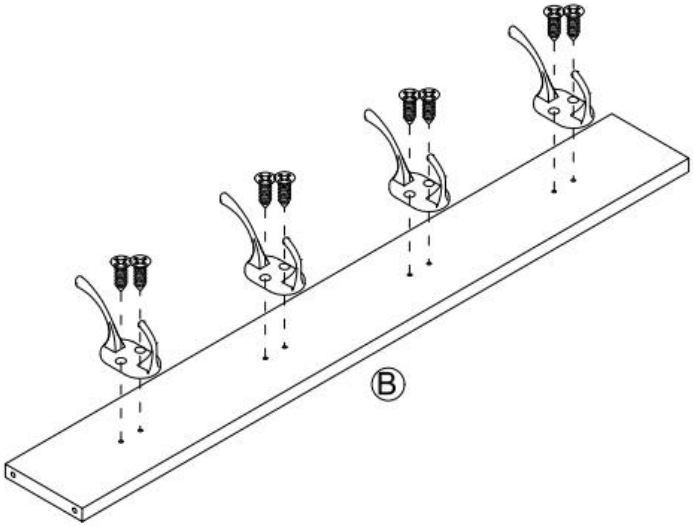

STEP4 :

Ⓐx 1PC

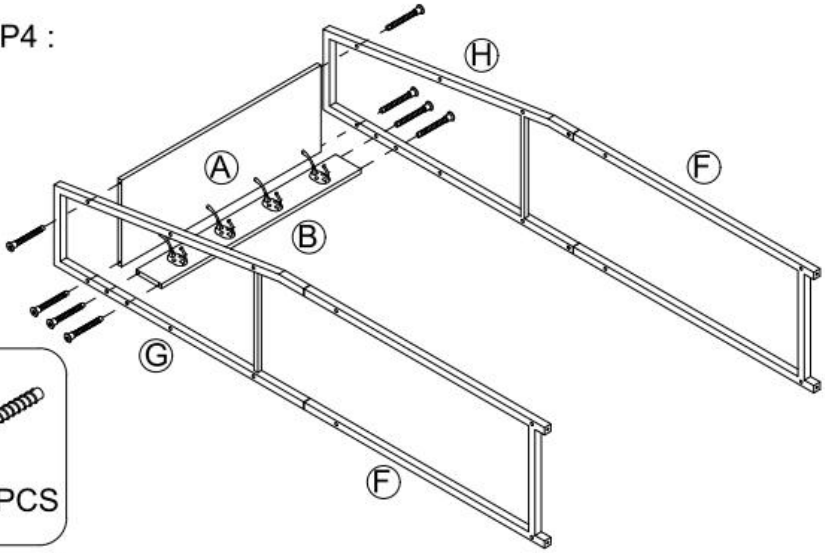

STEP5 :

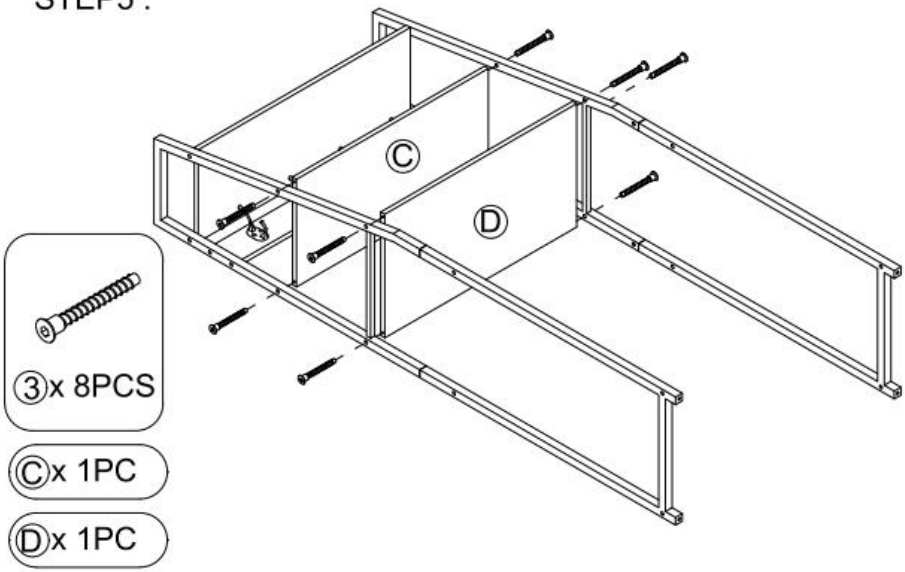

STEP6 :

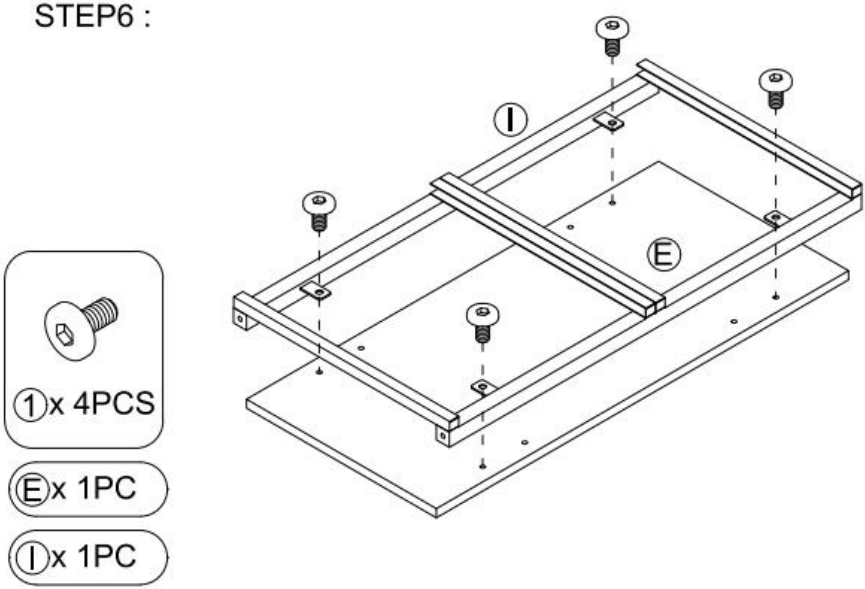

STEP7 :

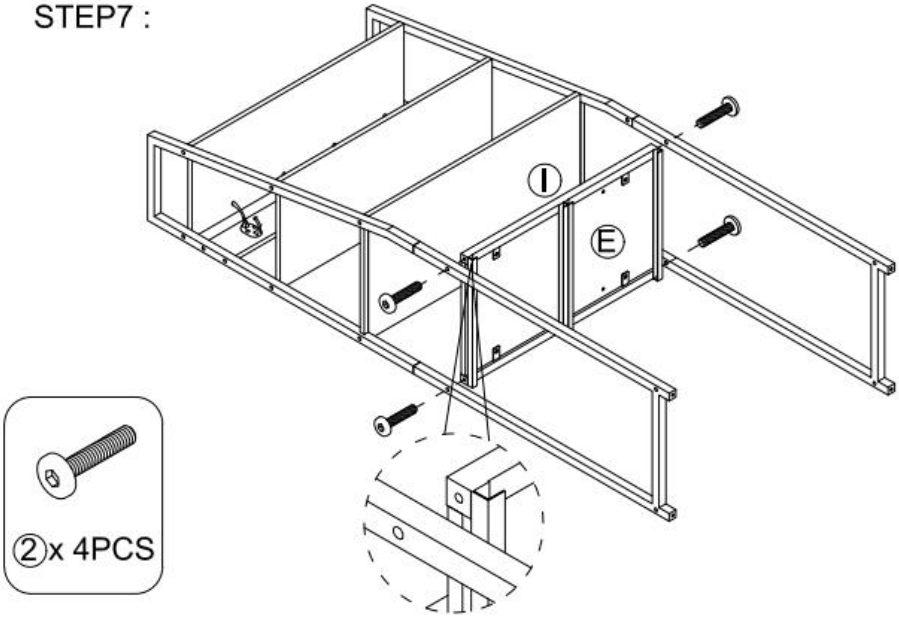

STEP8 :

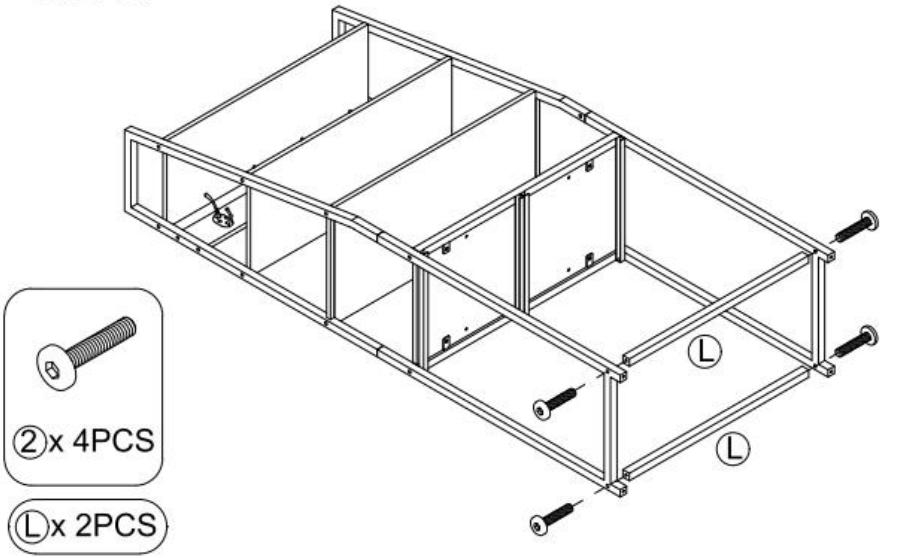

STEP9 :

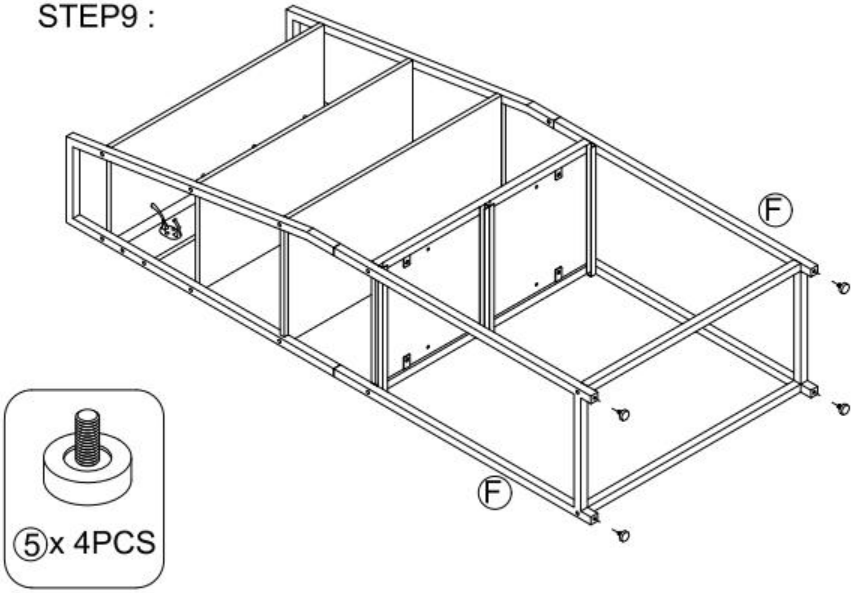

STEP10 :

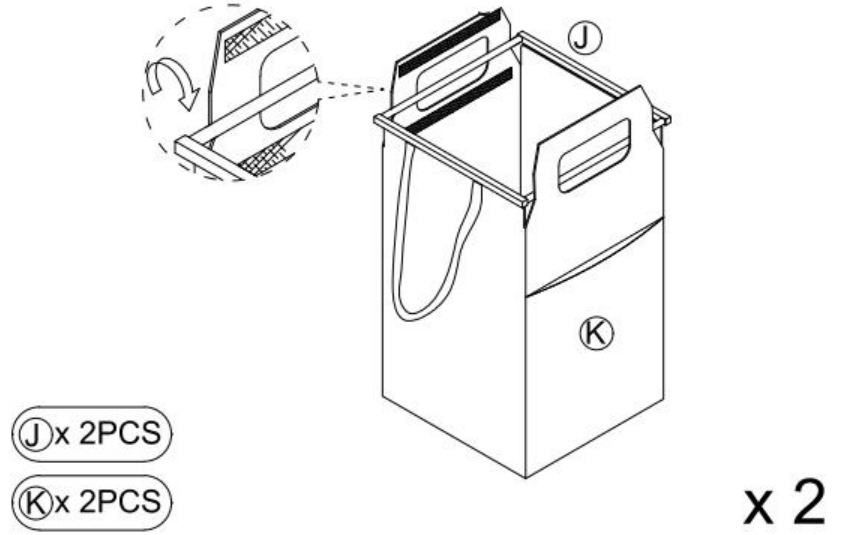

STEP11 :

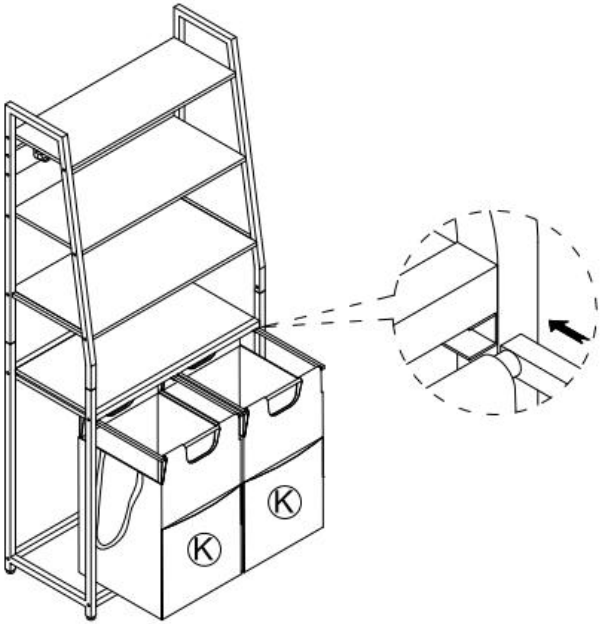

STEP12 :

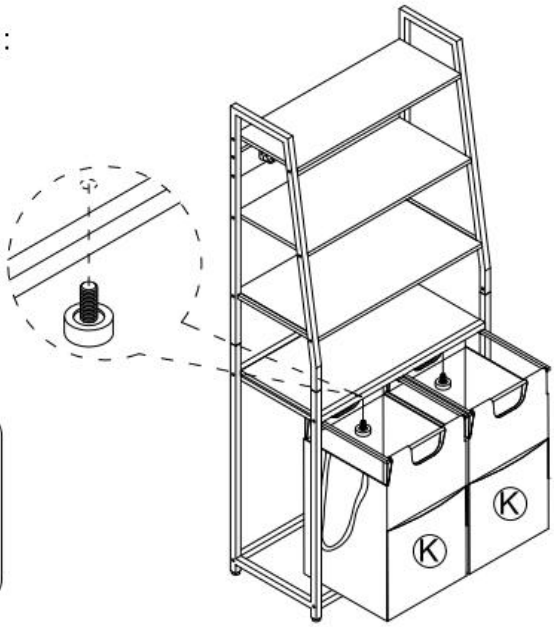

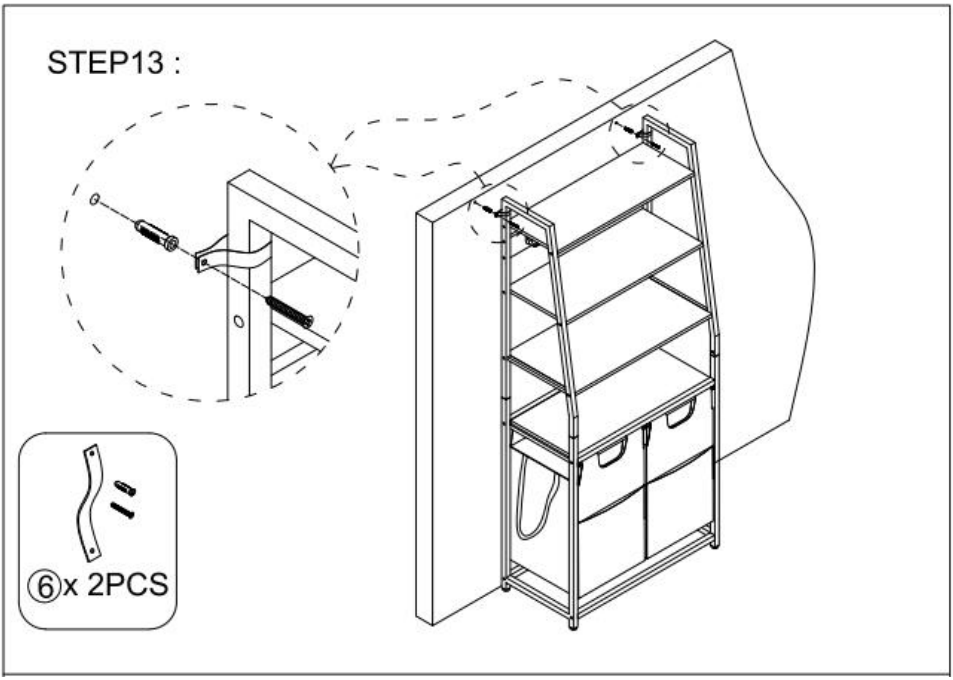
STEP13 :
⑥x 2PCS

PRODUCT PARAMETER

Model	**XYL05**
Kleur	Zwart + Bruin
Maximaal laadgewicht	Bureaublad: 30 kg Plank : 10 kg Stoffen tas : 5 kg per stuk
Productgrootte	667×330×1550mm

⚠ WARNING

Children have died from furniture tipover. To reduce the risk of furniture tipover:

- ALWAYS install Anti-tip device provided.
- NEVER put a TV on this product.
- NEVER allow children to stand, climb or hang on drawers,doors,or shelves.
- NEVER open more than one drawer at a time.
- Place heaviest items in the lowest drawers.

This is a permanent label.
Do not remove!

Fabrikant: Shanghaimuxinmuyeyouxiangongsi
Adres: Shuangchenglu 803nong11hao1602A-1609shi, baoshanqu, shanghai 200000 CN.
Geïmporteerd naar AUS: SIHAO PTY LTD. 1 ROKEVA STREETEASTWOOD
NSW 2122 Australië
Geïmporteerd naar de VS: Sanven Technology Ltd. Suite 250, 9166 Anaheim
Plaats, Rancho Cucamonga, CA 91730

UK REP	YH CONSULTING LIMITED. C/O YH Consulting Limited Office 147, Centurion House, London Road, Staines-upon-Thames, Surrey, TW18 4AX
EC REP	E-CrossStu GmbH Mainzer Landstr.69, 60329 Frankfurt am Main.

VEVOR

Affordable. Reliable. Home Improvement.

TVÄTTSORTERARE

MODELL: XYL05

LAUNDRY SORTER

MODELL: XYL05

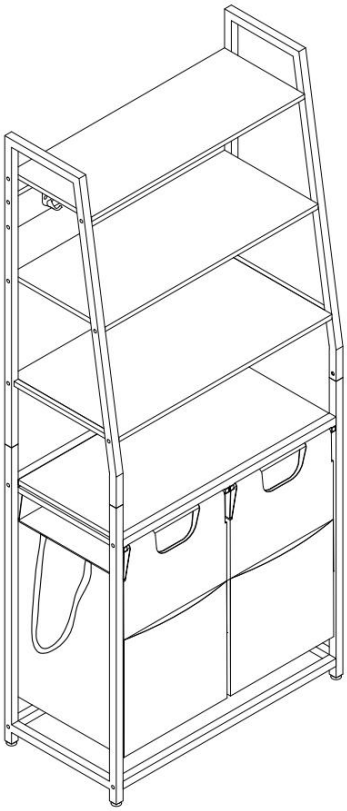

VARNING:
Läs detta material innan du använder produkten. Underlåtenhet att göra det kan leda till allvarliga skador.

Monteringsförsiktighetsåtgärder

57. Montera endast enligt dessa instruktioner. Felaktig montering kan orsaka risker.
58. Använd ANSI-godkända skyddsglasögon och kraftiga arbetshandskar under monteringen.
59. Håll samlingsområdet rent och väl upplyst.
60. Håll åskådare borta från området under monteringen.
61. Montera inte om du är trött eller påverkad av alkohol, droger eller mediciner.
62. Produktegenskaperna gäller endast korrekt och fullständigt monterade produkter.
63. Montera på en plan, jämn, hård och slät yta som säkert kan bära tvättsorteraren .
64. För ytterligare information om delarna som listas på följande sidor, se monteringsschemat i denna manual. Packa upp och separera alla delar på en ren arbetsyta.

Använd försiktighetsåtgärder

43. SITTA ELLER STÅ INTE PÅ DENNA FÖRENING.
44. Denna produkt är inte en leksak. Låt inte barn leka med eller i närheten av denna produkt.
45. Överskrid inte angivna viktkapacitet.
46. Använd endast på en plan, jämn, hård och slät yta som säkert kan bära en fulladdad tvättsorterare .
47. Använd endast som avsett.
48. Kontrollera före varje användning; använd inte om delar är lösa eller skadade.

PARTS LIST

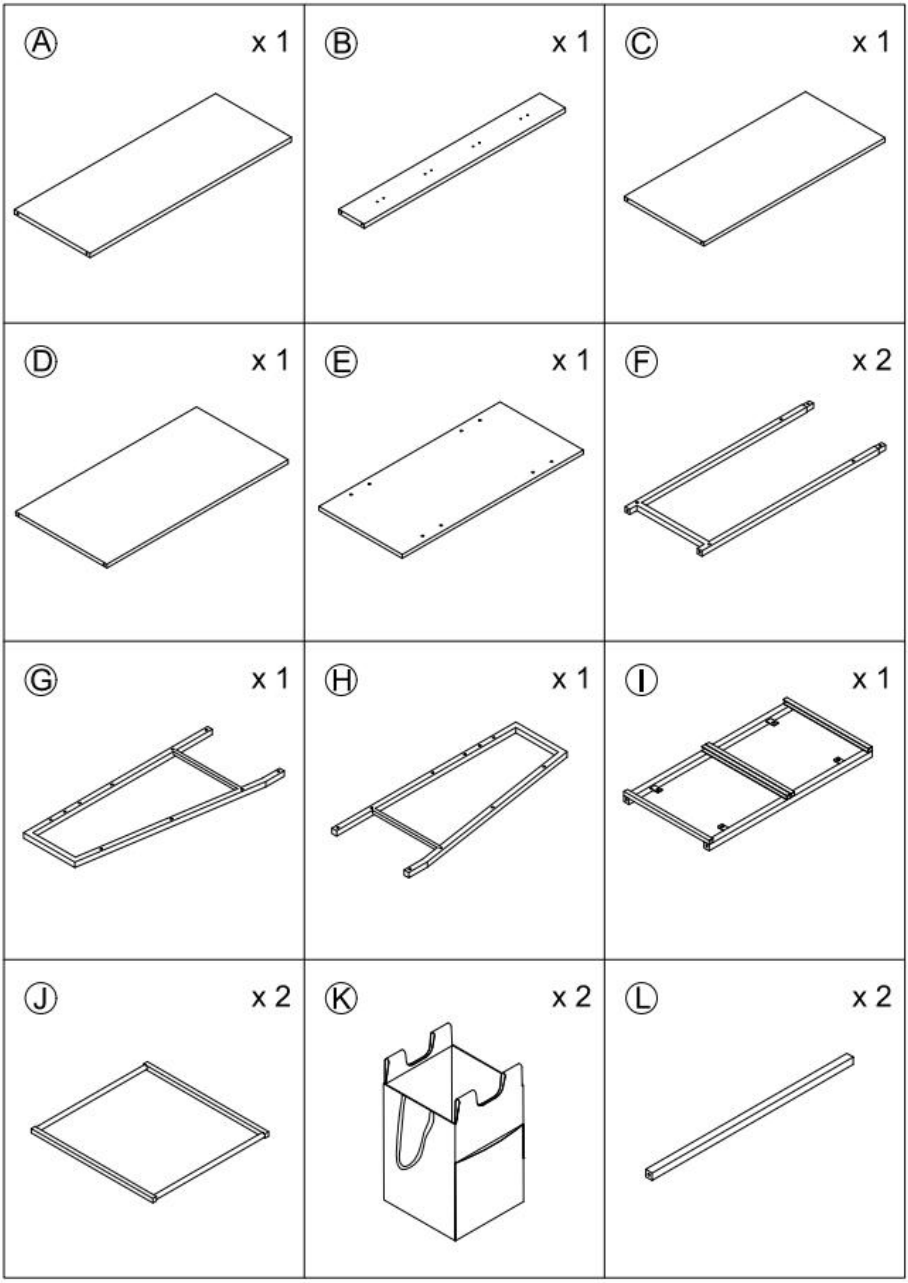
A x 1
B x 1
C x 1
D x 1
E x 1
F x 2
G x 1
H x 1
I x 1
J x 2
K x 2
L x 2

① x 8	② x 8	③ x 16
④ x 8	⑤ x 6	⑥ x 2
⑦ x 4	⑧ x 1	

ASSEMBLY STEP

STEP1 :

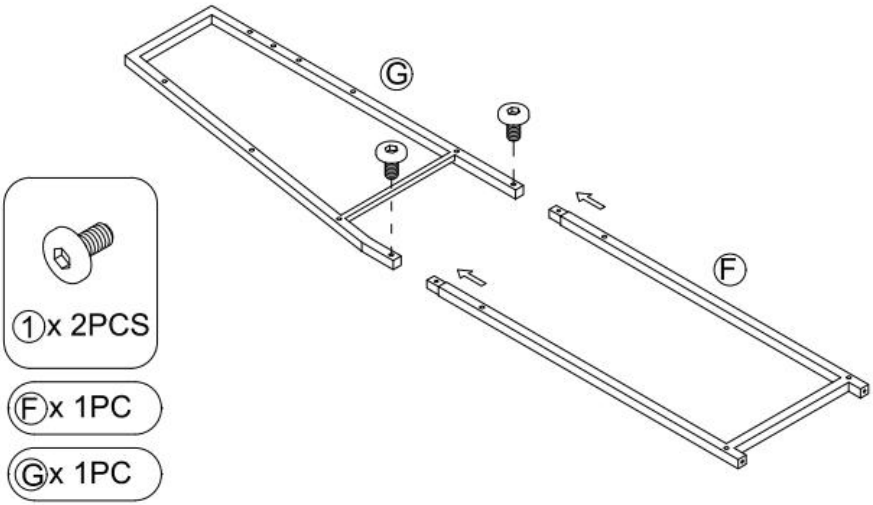

STEP2 :

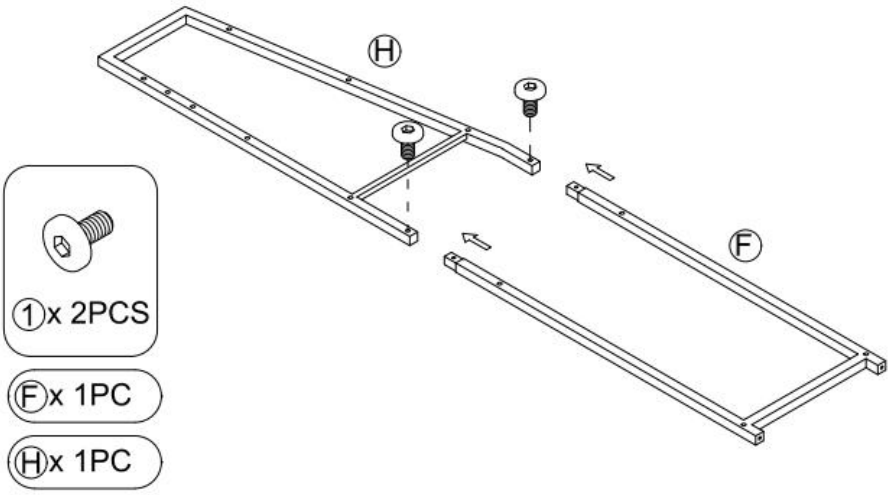

STEP3 :

Ⓑx 1PC

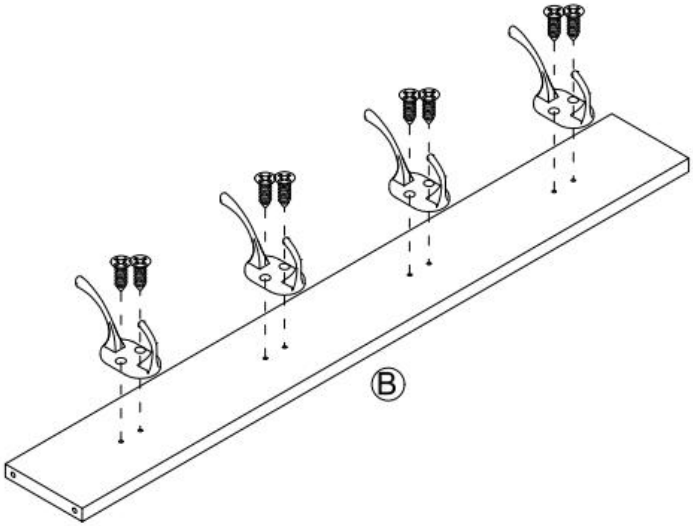

STEP4 :

Ⓐx 1PC

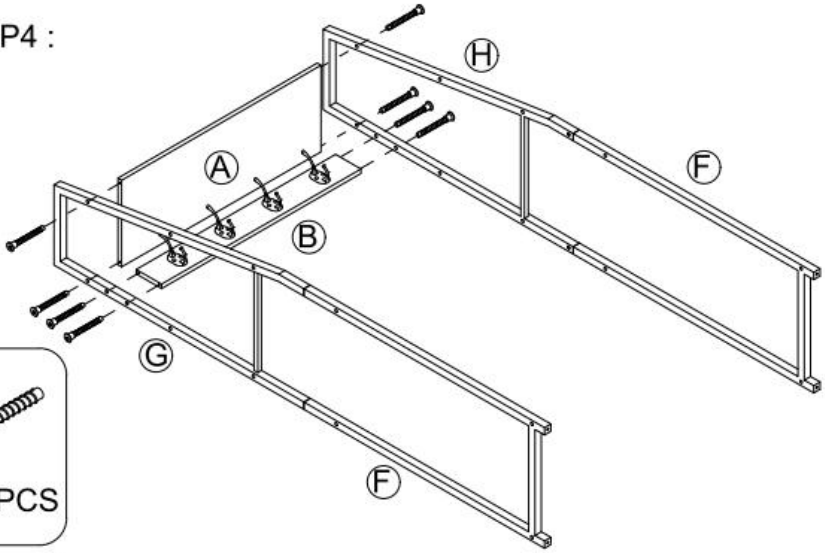

STEP5 :

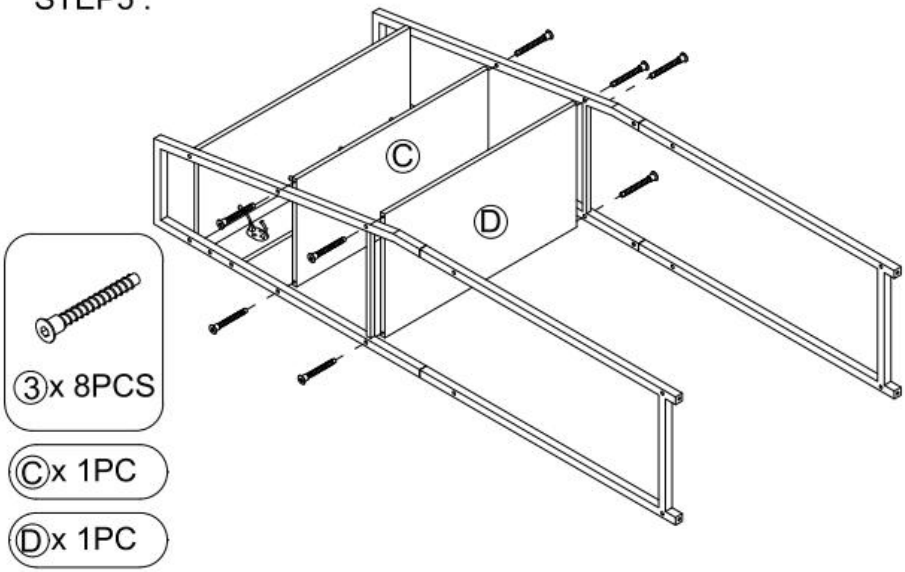

STEP6 :

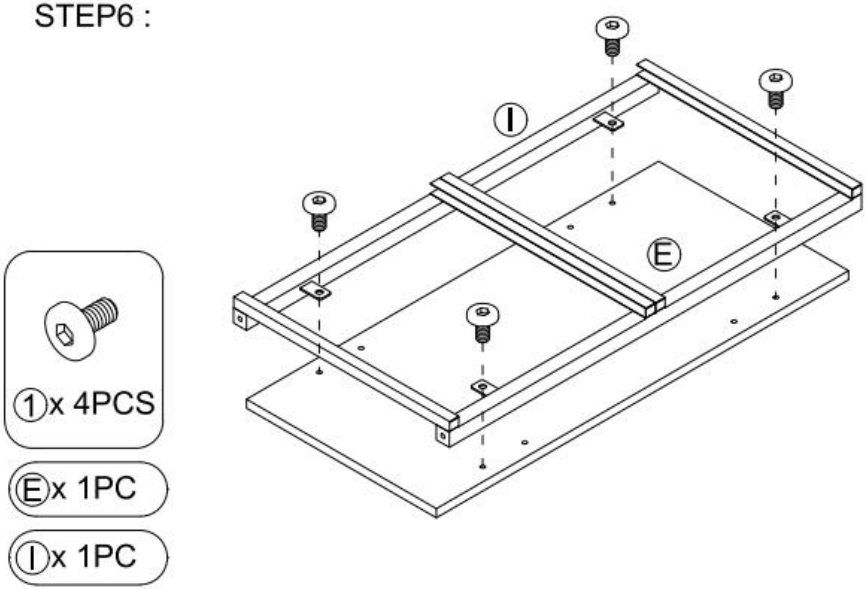

STEP7 :

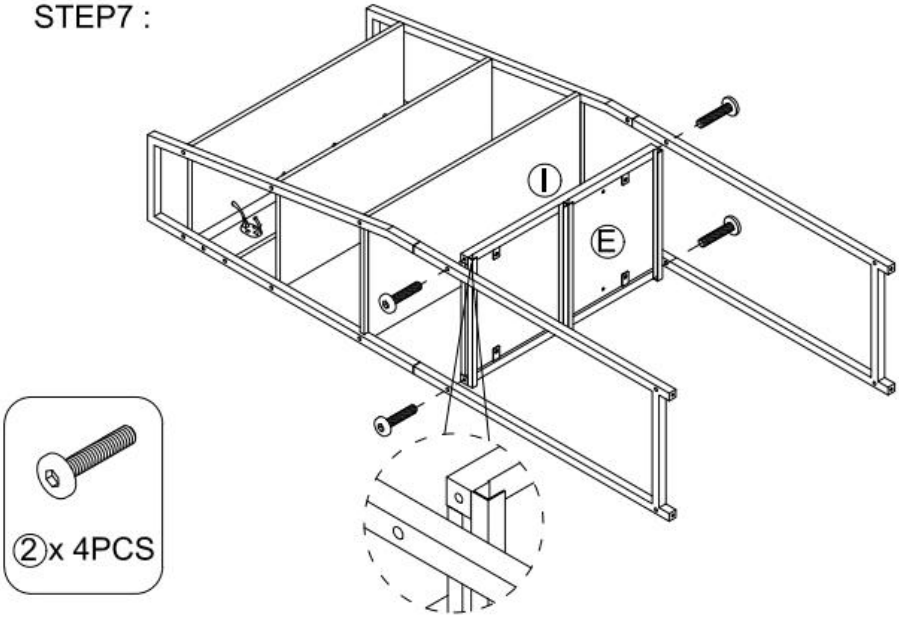

STEP8 :

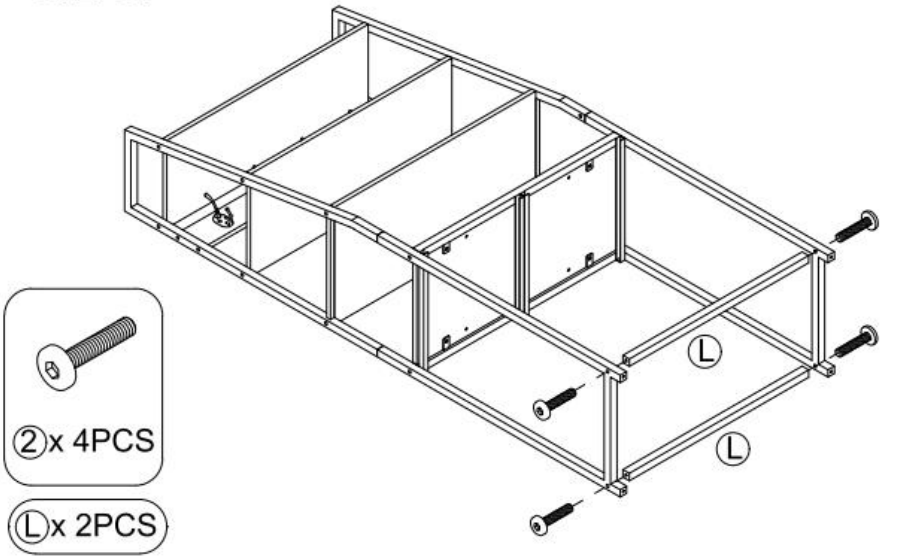

STEP9 :

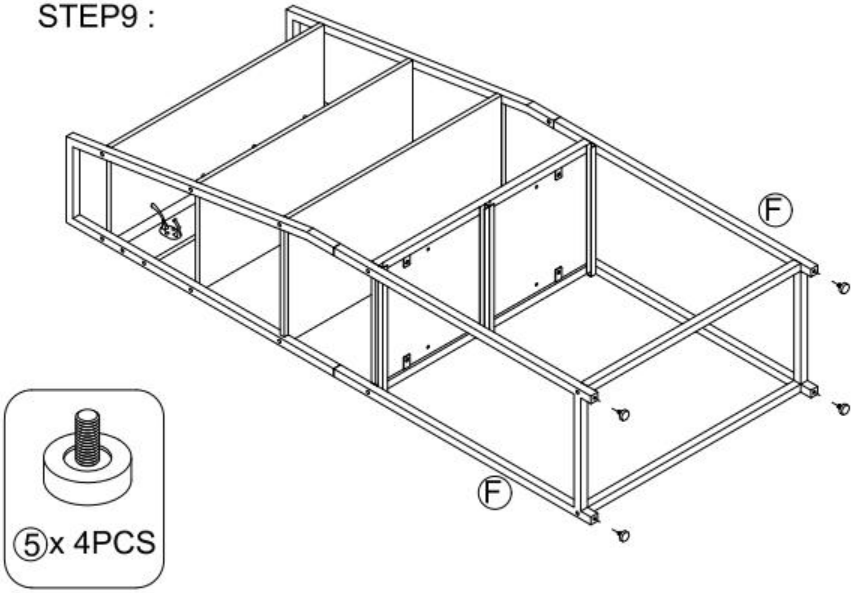

STEP10 :

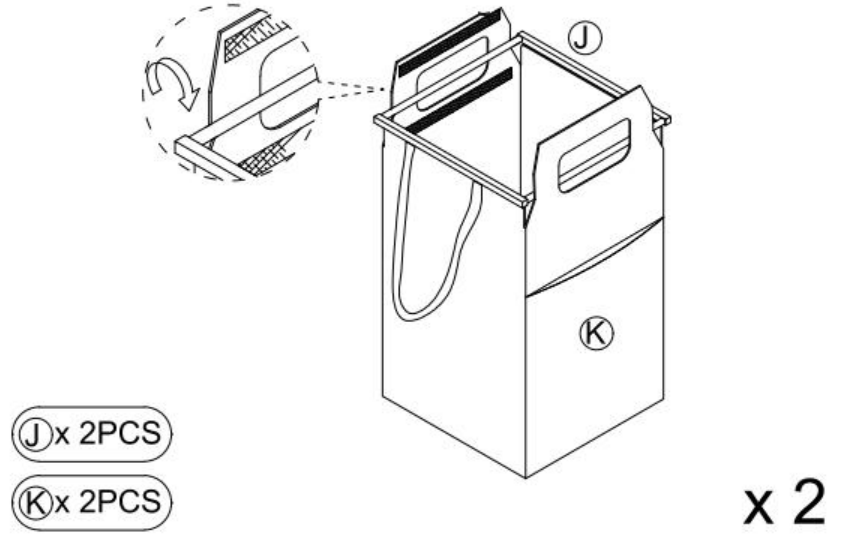

STEP11 :

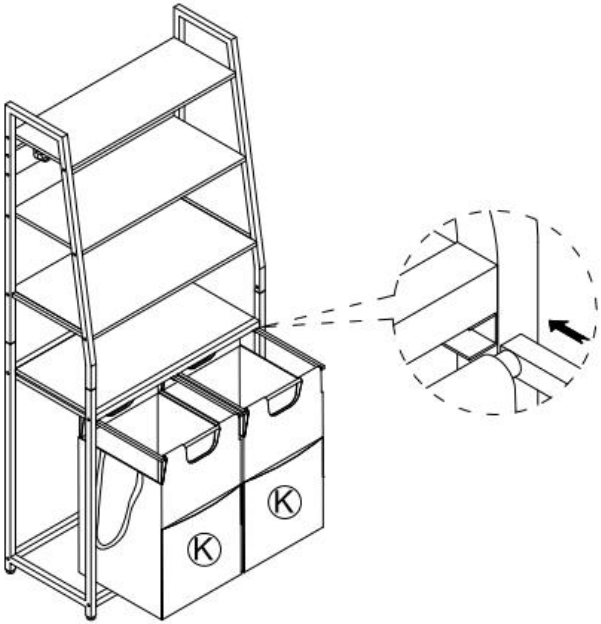

STEP12 :

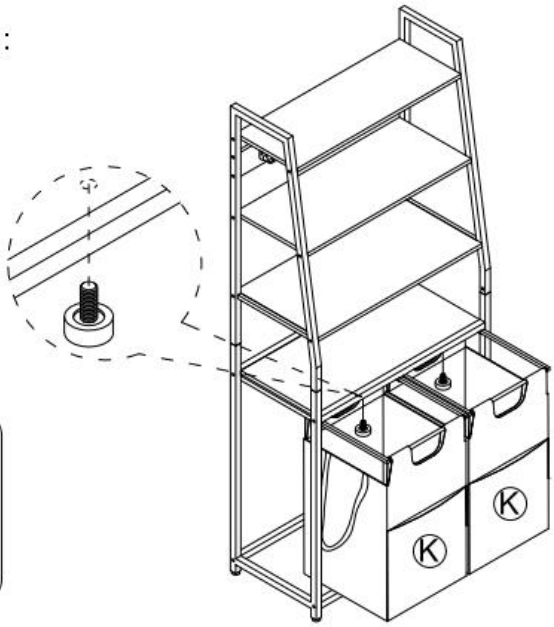

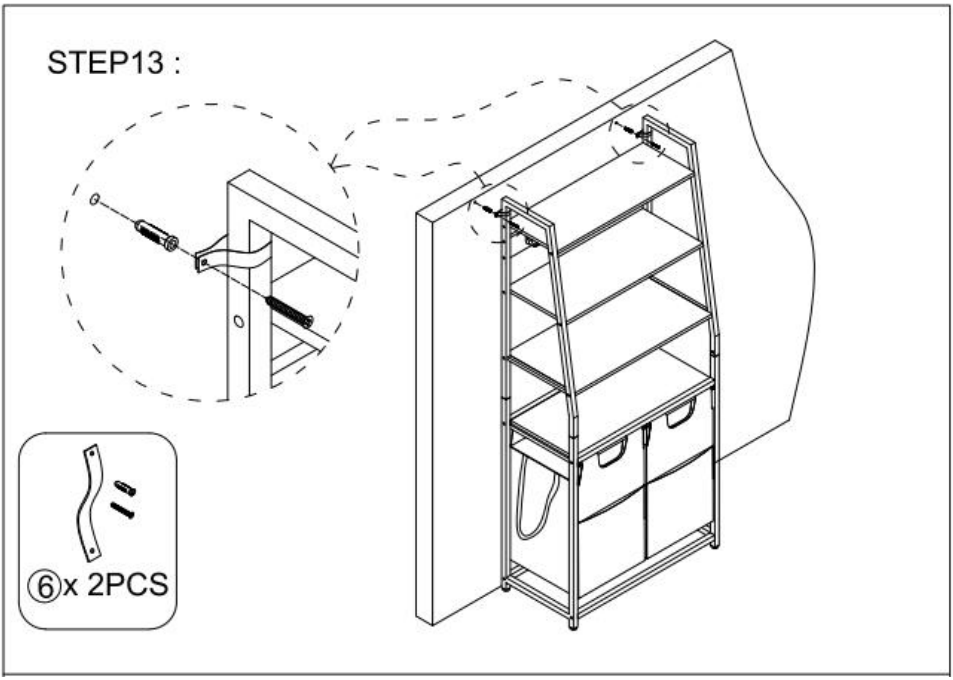
STEP13 :
⑥x 2PCS

PRODUCT PARAMETER

Modell	**XYL05**
Färg	Svart + Brun
Maximal lastvikt	Skrivbord: 30 kg Hyllplank : 10 kg Tygpåse : 5 kg styck
Produktstorlek	667×330×1550 mm

⚠ WARNING

Children have died from furniture tipover. To reduce the risk of furniture tipover:

- ALWAYS install Anti-tip device provided.
- NEVER put a TV on this product.
- NEVER allow children to stand, climb or hang on drawers,doors,or shelves.
- NEVER open more than one drawer at a time.
- Place heaviest items in the lowest drawers.

This is a permanent label.
Do not remove!

Tillverkare: Shanghaimuxinmuyeyouxiangongsi
Adress: Shuangchenglu 803nong11hao1602A-1609shi, baoshanqu, Shanghai 200 000 kanadensiska republiken.
Importerad till Australien: SIHAO PTY LTD. 1 ROKEVA STREETEASTWOOD
NSW 2122 Australien
Importerad till USA: Sanven Technology Ltd. Suite 250, 9166 Anaheim Plats, Rancho Cucamonga, Kalifornien 91730

UK	REP

YH CONSULTING LIMITED. C/O YH Consulting Limited Office 147, Centurion House, London Road, Staines-upon-Thames, Surrey, TW18 4AX

EC	REP

E-CrossStu GmbH
Mainzer Landstr.69,
60329 Frankfurt am Main.