fit4med

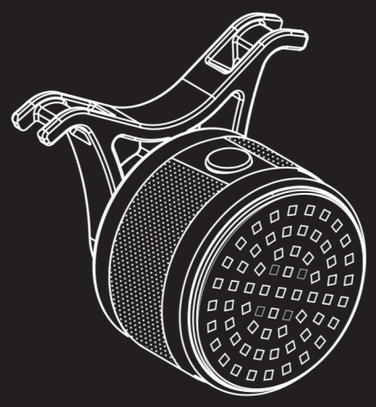

RS6

Inteligentne tylne światło rowerowe z czujnikiem hamowania

Team frequency

Opis funkcji

Naciśnij krótko, aby włączyć, naciśnij dłużej przez ok. 3 sekundy, aby wyłączyć; tryb z funkcją pamięci

Funkcja	Wyświetlacz	Czas pracy	Tryb świecenia	Dzień	Noc
Naciśnij "1"		8H	Tryb inteligentny	Światło hamowania jest włączone przez 3 sekundy podczas hamowania 2. Światło migające przechodzi w tryb uśpienia przy wysokiej jasności (dzień)	
Naciśnij "2"		11H	Tryb inteligentny		
Naciśnij "3"		13H	Tryb inteligentny		
Naciśnij "4"		14H	Tryb inteligentny		
Naciśnij "5"		9H	Tryb inteligentny		
Naciśnij "6"		20H	Tryb inteligentny		
Naciśnij "7"		16H	Tryb inteligentny		
Naciśnij "8"		12H	Tryb inteligentny		
Naciśnij "9"		8H	Tryb inteligentny		
Naciśnij "10"		8H	Tryb inteligentny		
Naciśnij "11"		25H	Tryb inteligentny		
Naciśnij "12"		13H	brak trybu inteligentnego	1.Tryb wolnego migania światła działa cały czas. 2. Światło hamulca zapala się na 3 sekundy podczas hamowania	
Naciśnij "13"		9H	brak trybu inteligentnego	1.Tryb stałego światła działa cały czas. 2. Światło hamulca zapala się na 3 sekundy podczas hamowania	

Częstotliwość

Podwójnym kliknięciem przycisku uruchomisz tryb tej samej częstotliwości, kliknij, aby przełączyć na tryb migający, a następnie ponownie kliknij podwójnie, aby wyjść z trybu tej samej częstotliwości; wskaźnik zmieni kolor na niebieski

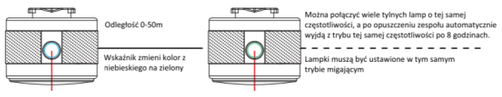

W zestawie

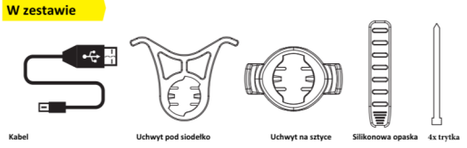

Wyświetlacz

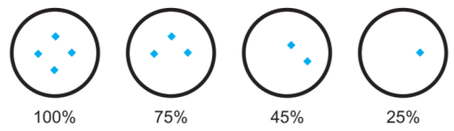

Tryby świecenia

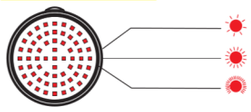

Kiedy światło tylne jest wyłączone, naciśnij i przytrzymaj przycisk, aby wybrać wysoką, średnią lub niską jasność

Opis produktu

Ładowanie

Montaż



Montaż na sztycy

Montaż pod siodełkiem

Specyfikacja:

Bateria: 3.7V/500mAh polimerowa
Czas ładowania: 2 godziny
Metoda ładowania: USB
Materiał: ABS + PC
Stopień wodoodporności: IPX6
Temperatura pracy: -10°C do 60°C
Wilgotność otoczenia: <60%
Temperatura przechowywania: -20°C do +60°C

RoHS COMPLIANT

Mona
Leszczynowa 8
62-070 Dąbrówka,
Poland
Made in PRC

fit4med

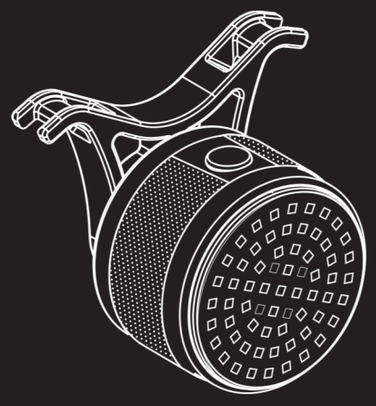

RS6

Lanterna inteligentă pentru bicicletă cu senzor de frânare

Team frequency

Funcții	Ecran	Timp de funcționare	Mod de iluminare	Zi	Noapte
Apasă 1		8H	mod inteligent	1. Lumina de frână este aprinsă timp de 3 secunde în timpul frânării. 2. Lumina intermitentă trece în modul de repaus la o luminozitate ridicată (zi).	
Apasă 2		11H	mod inteligent		
Apasă 3		13H	mod inteligent		
Apasă 4		14H	mod inteligent		
Apasă 5		9H	mod inteligent		
Apasă 6		20H	mod inteligent		
Apasă 7		16H	mod inteligent		
Apasă 8		12H	mod inteligent		
Apasă 9		8H	mod inteligent		
Apasă 10		8H	mod inteligent		
Apasă 11		25H	mod inteligent		
Apasă 12		13H	Lipsă mod inteligent	1.O mod de iluminare intermitentă lentă funcționează tot timpul. 2. Lumina de frână se aprinde timp de 3 secunde în timpul frânării	
Apasă 13		9H	Lipsă mod inteligent	1. Modul de lumină constantă funcționează tot timpul. 2. Lumina de frână se aprinde timp de 3 secunde în timpul frânării	

Frecvență

Apasă de două ori butonul pentru a activa modul de aceeași frecvență, apasă pentru a comuta la modul intermitent, apoi apasă din nou de două ori butonul pentru a ieși din modul de aceeași frecvență, iar lumina de notificare se va aprinde de culoare albastră

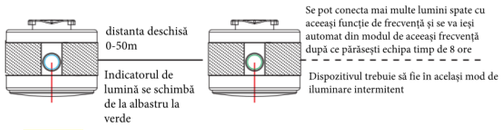

În set

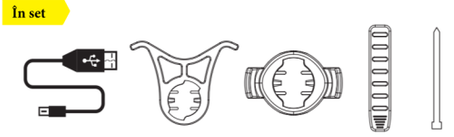

Ecran

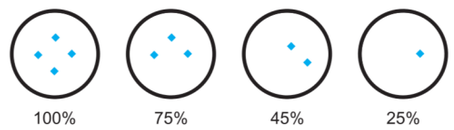

Setarea modurilor de iluminare

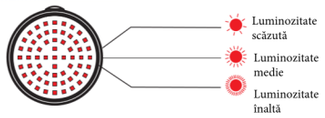

K când luminile spate sunt stinse, apasă și menține apăsat butonul pentru a selecta luminozitate înaltă, medie și scăzută.

Funcții

Încărcare

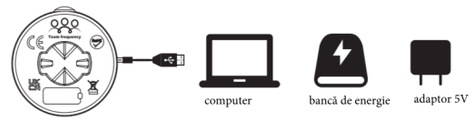

Montaj



montaj pe tijă

montaj sub șa

Specificație

Baterie: 3.7V/500mAh polimer
Timp de încărcare: 2 ore
Metodă de încărcare: USB
Material: ABS + PC
Grad de impermeabilitate: IPX6
Temperatura de funcționare: -10°C până la 60°C
Umiditatea mediu de lucru: <60%
Temperatura de depozitare: -20°C până la +60°C

fit4med

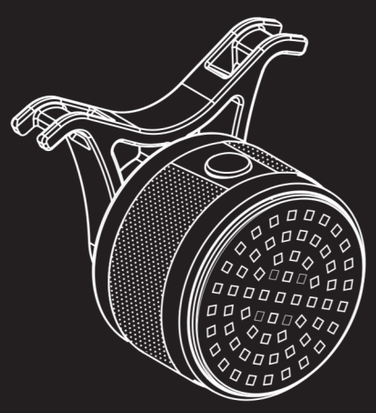

RS6

Same Frequency Pixel Intelligent Brake Taillights

Team frequency

Function Description

Short press to turn on, long press for 3 seconds to turn off,gear with memory function

Operate	Graphics	Running Time	Light Mode	Day	Night
Pressx1		8H	Hot Wheels (Intelligent Mode)	1.Braking light stays on for 3 seconds when braking 2.Flash light goes into sleepin high brightness (day)	1.lashing light turns on when detect vibrating or moving otherwise the light goes into sleep 2.Flash light will auto turns off if it is still for 30 seconds 3.Brake light turn on when braking
Pressx2		11H	Small Circle Becomes Big Circle (Intelligent Mode)		
Pressx3		13H	Locator (Intelligent Mode)		
Pressx4		14H	Smiley Face (Intelligent Mode)		
Pressx5		9H	Bow-knot (Intelligent Mode)		
Pressx6		20H	Cross (Intelligent Mode)		
Pressx7		16H	Small Ring Becomes Big Ring (Intelligent Mode)		
Pressx8		12H	Gypsophila (Intelligent Mode)		
Pressx9		8H	Wheel (Intelligent Mode)		
Pressx10		8H	Mushroom Head Smiley Face (Intelligent Mode)		
Pressx11		25H	Heart-shaped (Intelligent Mode)		
Pressx12		13H	Full Light Flash Slowly (No-intelligent Mode)	1.Slow flash light mode work all the time 2.Brake light turns on for 3 seconds when braking	
Pressx13		9H	Ring Light Steady On (No-intelligent Mode)	1.Steady light mode work all the time 2.Brake light turns on for 3 seconds when braking	

Same Frequency Description

Double-click the button to start the same frequency mode, click switch to the flashing mode, double-click the button again to exit the same frequency mode, and the prompt light turns blue

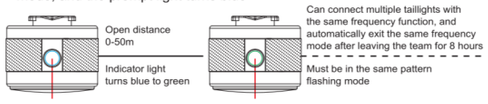

Product Accessories

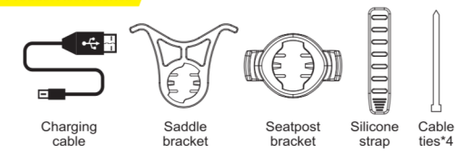

Power Display

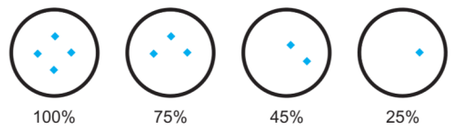

Brightness Adjustment

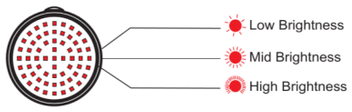

When the taillights are turned off, keep pressing and holding the button to select high, medium, and low brightness

Structural Description

Charging Method

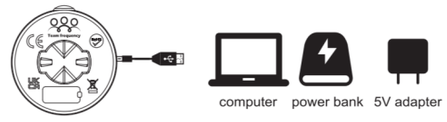

Installation Method



Band installation method

Saddle mounting method

Specification Parameters

Battery: 3.7V/500mAh polymer
Charging time: 2H
Charging method: USB
Material: ABS+PC
Waterproof grade: IPX6
Working environment temperature: -10°C~60°C
Working environment humidity: <60%
Storage temperature: -20°C-+60C