

# POSB12100A-25 series

12V / 1.5A Wall mounted type AC/DC adaptor



## ■ Features:

- Universal AC input / Full range
- ErP step II / CEC level VI compliance
- No load power consumption  $P < 0.075W$
- Protections: Overload / Short circuit / Over Voltage



## ELECTRICAL SPECIFICATION

MODEL	POSB 12100A-25
-------	----------------

## OUTPUT

Rated Voltage	12V
Rated Current	1A
Current Range	0 ÷ 1A
Rated Power	12W
Line Regulation	± 1%
Load Regulation	± 2%
Tolerance	± 8%
Ripple & Noise (max.)	120mV <sub>p-p</sub>
Setup, Rise Time	5000ms, 30ms / 230VAC at full load
Hold up Time (typ.)	4ms / 230VAC at full load

## INPUT

Voltage Range	90 ÷ 264VAC
Frequency Range	47 ÷ 63Hz
Efficiency (typ.)	81.71%
AC Current (typ.)	0.3A / 230VAC
No load Power Consumption (max.)	0.075W

## PROTECTIONS

Overload	Range: 105-200% Auto-recovery.
Short Circuit	Type: hiccup mode, auto-recovery.
Over Voltage	Type: auto-recovery.

# POSB12100A-25 series

12V / 1.5A Wall mounted type AC/DC adaptor



## WORKING ENVIRONMENT

<b>Working Temperature</b>	-10°C ÷ 45°C
<b>Working Humidity</b>	5 ÷ 90% RH non-condensing
<b>Storage Temperature and Humidity</b>	-20°C ÷ 85°C, 5 ÷ 90% RH non-condensing

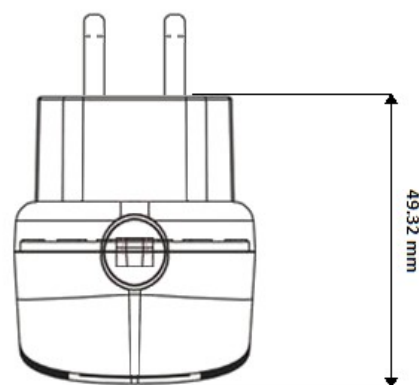
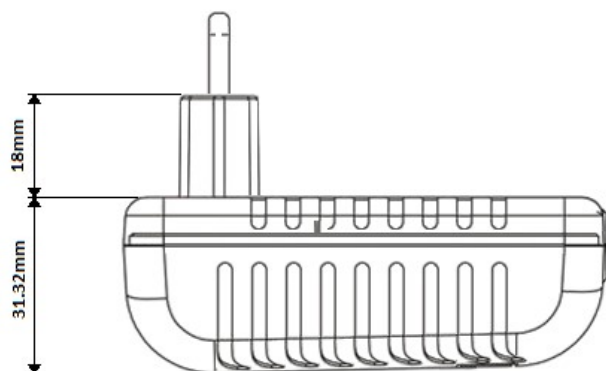
## SAFETY and EMC REGULATIONS

<b>Safety Standards</b>	Compliance to EN 60950-1
<b>Withstand Voltage</b>	IN/OUT: 3.6kVAC
<b>Isolation Resistance</b>	IN/OUT: 50MΩ/500VDC/25°C/70%
<b>EMC Emission</b>	Compliance to EN55032
<b>EMC Immunity</b>	Compliance to EN61000-4-2, -3, -4, -5
<b>Harmonic Current</b>	Compliance to EN61000-3-3; EN61000-3-2

## OTHERS

<b>DC wire and plug</b>	Wire: 22AWG*2C, length = 1200mm	Plug: 2.5/5.5, positive inside
<b>Net Weight / Dimensions</b>	91.6g / 67 x 38 x 74mm (L x W x H)	

## MECHANICAL SPECIFICATION

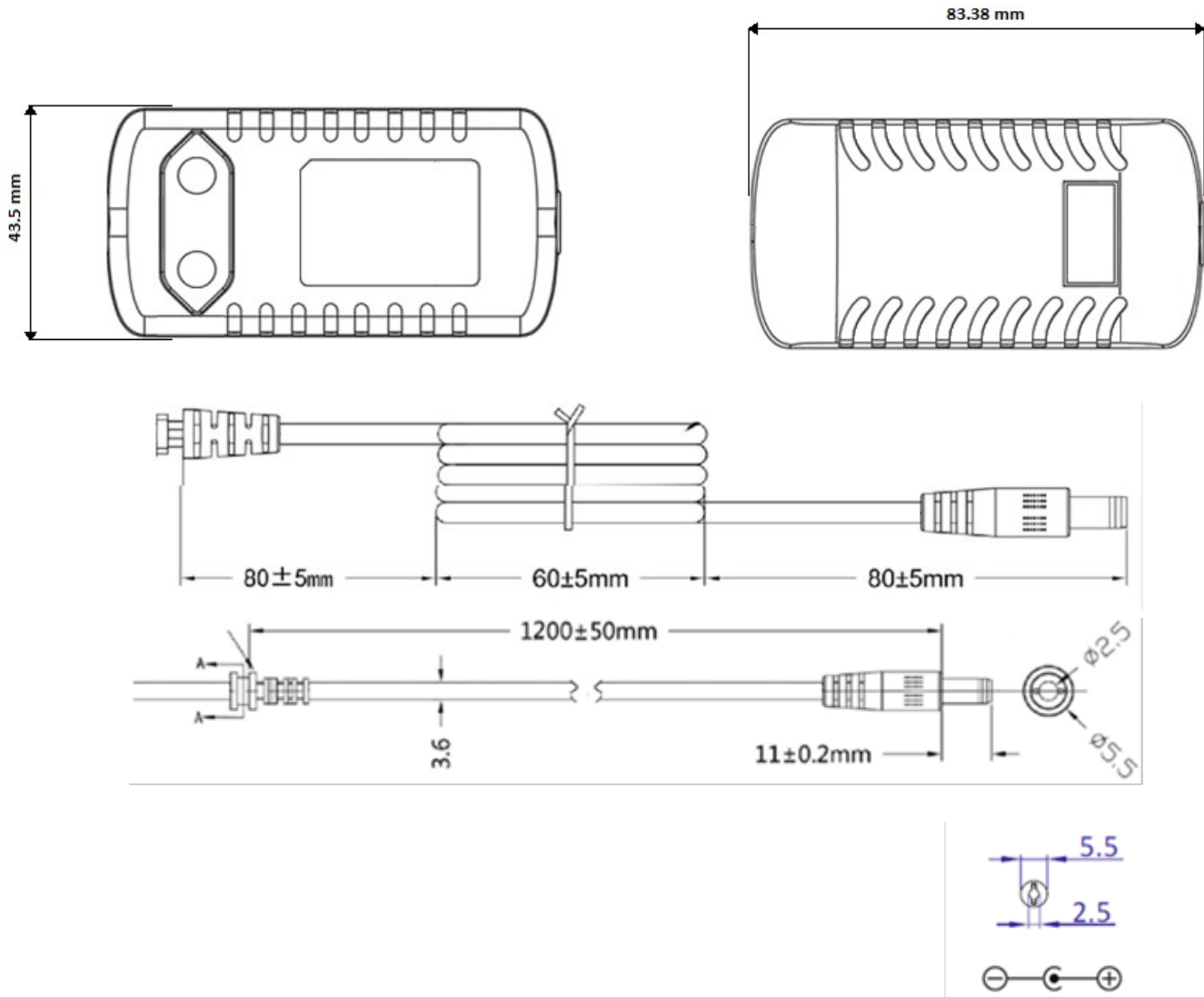


# POSB12100A-25 series

12V / 1.5A Wall mounted type AC/DC adaptor



## MECHANICAL SPECIFICATION: DC wire and plug



1. All parameters NOT specially mentioned are measured at 230VAC input, rated load and 25°C of ambient temperature.

2. Ripple & noise are measured at 20MHz of bandwidth by using a 12" twisted pair-wire terminated with a 0.1μF i 47μF parallel capacitor.

3. Tolerance includes set up tolerance, line regulation and load regulation.

4. Setup and rise time is measured from 0 to 90% rated output voltage.

5. Power supply is considered as component not indented to apply by end-user. Power supply meets safety and EMC standards however the final equipment with power supply must be re-quality to comply with EMC Directives.