

# **Technical Specification**

**Model:EKZ70L**

**The specification is only for reference.**

<b>Edited</b>	<b>Checked</b>	<b>Approved</b>	<b>Edition</b> A
---------------	----------------	-----------------	---------------------

**1.APPLICATION**

Refrigerant	R600a	Max.Ambient Temp.	43℃
Application	LBP	Max Condensing Temp.	60℃
Expansion Device	Capillary tube	Max Shell Temp.	95℃
Compressor Cooling	Static	Max Discharge Temp.	100℃
Evaporating Temp.Range	-35℃ to -15℃	Max.Winding Temp.	130℃

**2.COMPRESSOR DATA**

Compressor Model	<b>EKZ70L</b>	Rated Voltage	220-240V
Displacement	7.0cm <sup>3</sup>	Voltage Limits	187-254V
Net Weight	6.3±0.3kg	Frequency	50Hz
Oil Type	ISO 5	Motor Type	RSCR
Oil Charge	150±10ml	Motor Insulation Class	B
Viscosity @40℃	4.8~6.2 mm <sup>2</sup> /s	Max Start Current	6.6A
		Main Winding Resistance(*)	31.89±10%Ω
		Start Winding Resistance(*)	31.31±10%Ω

(\*):measured at 25℃

**3.ELECTRICAL COMPONENTS**

Motor Protector	BT28-120	PTC Starting Device	QP2-15
Operation Current (25℃)	3.0A	Normal Resistance	15±20%Ω
Operating Temperature	120±5℃	Operating Time	0.1~3.5s
Reset Temperature	61±9℃	Max. Voltage	350V
Minimum Operating Current(70℃)	0.65~0.90	Max. Current	8A
		Running Capacitor	3μF

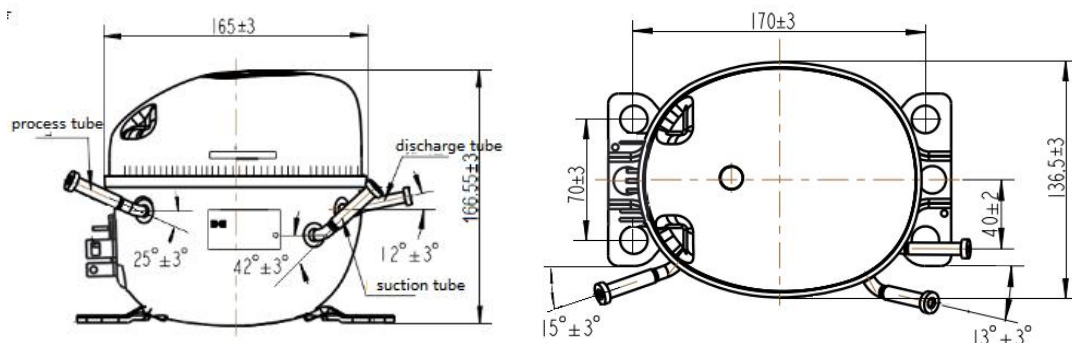
**4.PERFORMANCE DATA**

Voltage range	Cooling Capacity (W)	Input power(W)	Working Current(A)	COP(W/W)
		≥95%	≤15%	≤110%
220/50	120	70.6	0.37	1.68

**Test conditions**

Evaporating temp: -23.3℃ (-10°F)    Condensing temp: 54.4℃ (130°F)    Suction temp: 32.2℃ (90°F)  
 Sub-cooling temp:32.2℃ (90°F)    Ambient temp: 32.2℃ (90°F)


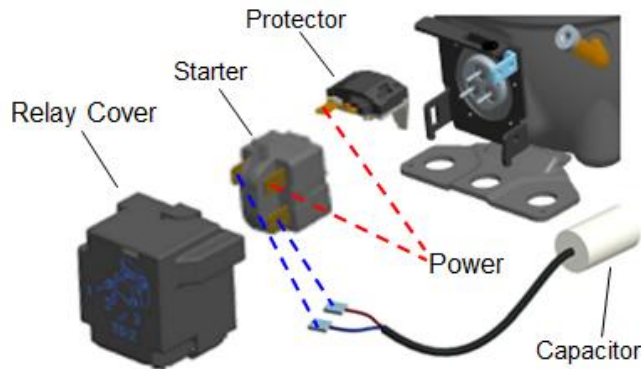
**5. COMPRESSOR OUTLINE DRAWING**



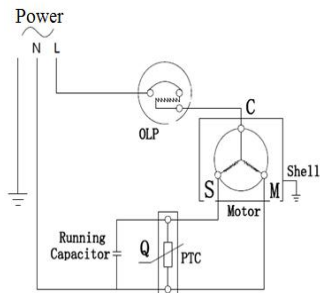
Height(A)	mm	166.55 ± 3
Suction tube	I.D. mm	Φ6.15±0.1
Process tube	I.D. mm	Φ6.15±0.1
Discharge tube	I.D. mm	Φ4.15±0.1

Remark: The interchange between the service tube and suction tube are not allowed

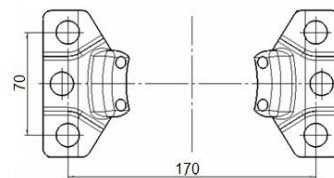
**6. ASSEMBLY OF ACCESSORIES COMPONENTS**



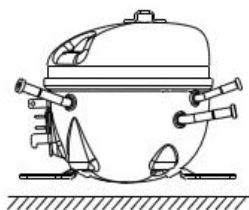
**7. WIRE DIAGRAM**



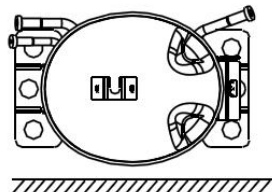
**8. MOUNT BRACKET SIZE**



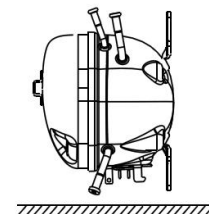
**9. TRANSPORT POSITION (IN APPLICATION)**



Direction one



Direction two



Direction three

The compressor installed in the later, in the transport process should always keep vertical state, in case of special circumstances must be inverted, recommended the three ways to decorate, give priority to the "direction one", the second is "direction two", the third is "direction three ". But if so and cause other bad situation should have nothing to do with the compressor itself, we shall not bear any responsibilities.



**TECHNICAL SPECIFICATION**  
**EKZ70L (220-240V~50Hz R600a)**

**CUSTOMER: BLUEREFF**

08/08/2025

Sheet 3/3

**10、Delivery list**

No.	Name	Specification	Qty	Manufacturer
1	Compressor	EKZ70L	1 Pcs	WanBao Group Compressor Co., Ltd.
2	Suction tube cover	Φ8.0 mm	2 Pcs	/
	Process tube cover			
	Discharge tube cover	Φ6.45 mm	1 Pcs	/
3	Starter	QP2-15	1 Pcs	Guangzhou Senbao Electrical Appliances Co.,Ltd
4	Protector	BT28-120	1 Pcs	Guangzhou Senbao Electrical Appliances Co.,Ltd
5	Relay cover +clip component	LSC-2	1 Pcs	Jiaying fuxing Manufacturing Co.,Ltd Guangzhou Qianneng Mechanical Manufacture Co.,Ltd Guangzhou Jintao Hardware Manufacturing Co.,Ltd CIXI JINGLIAN ELECTRONIC TECHNOLOGY CO.,LTD
6	Running capacitor	3μF	1 Pcs	Ning Guo Yuhua Electrical Co.,Ltd., Anhui Tongfeng Electronics Co.,Ltd., Shanghai Haoyue Electric Co.,Ltd.,
7	Grommet	16.5mm	4 Pcs	
8	Grommet sleeve	17	4 Pcs	
9	Ground screw	M4×8	1Pcs	
10	Install screw	M6×27.5	4Pcs	
11	Ground wire		1Pcs	

Remark: all electrical components and elements are packed separately and should not be installed directly on the compressor.

**Edition:A**