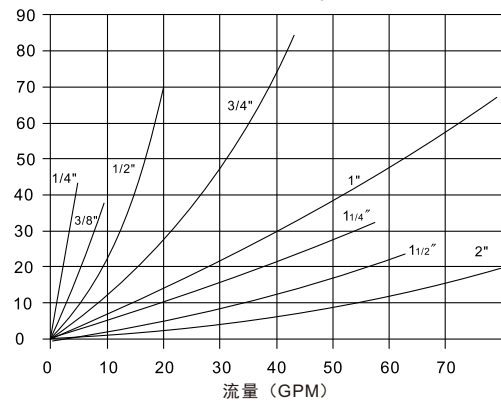


## 应用与特征 Applications and features:

- 1.H001列液压快速接头主要用于建筑设备、森林设备、液压机械及石油设备等其他所需的液压应用。
- 2.接头断开时，阀芯自动闭合，防止泄漏，接头连接后，阀自动开启，在额定工作范围内，始终保持流体的畅通。
- 3.关键部位经过感应淬火，耐用性好。
- 4.符合ISO7241-A标准。
- 5.可互换产品：美国派克PARKER 6600系列、意大利快事达 FASTER ANV系列、美国爱力克 AEROQUIP 5600系列、美国汉森HANSEN Ha15000系列。
- 1.The H001 Series hydraulic quick couplings are mainly used for construction equipment, forestry equipment, hydraulic machinery and oil equipment and other required hydraulic applications.
- 2.Poppet valves are available to prevent uncoupled leakage . Poppet valves open automatically when coupled within rated working pressure to keep the flow expediently.
3. Critical parts are hardened for durability.
4. H001 series conforms to the standard of ISO7241-A.
5. Compatible with PARKER 6600 Series ,FASTER ANV Series AEROQUIP 5600 Series and HANSEN HA 15000 Series.



压降 Pressure Drop-in PSID

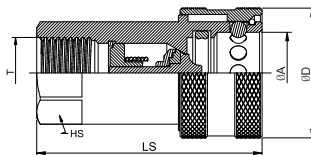


## 技术规范 Specifications

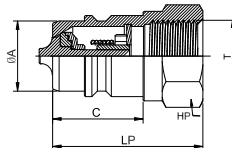
规格(英寸)Body Size(in)	1/4	3/8	1/2	3/4	1	1-1/4	1-1/2	2
额定压力Rated pressure(PSI)	5000	4000	4000	3000	3000	3000	2000	2000
额定流量Rated flow(GPM)	3	6	12	28	50	88	220	224
温度范围(标准密封圈)Temperature range(std seals)	-20°C ~ +80°C							

标准密封圈材料为丁腈橡胶 Standard seal material is NBR

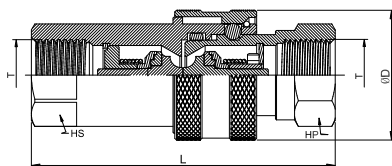
### 母插座 SOCKET



### 公插头 PLUG



### 连接器装配 COUPLING FITTING



Part No .	LS	φD	HS	φA	T
H001-02SF	50	26	19°6角	13.1	G1/4 NPT1/4
H001-03SF	56	31.5	22°6角	18.5	G3/8 NPT3/8
H001-04SF	66	38	27°6角	23.8	G1/2 NPT1/2
H001-06SF	80	46	34°6角	30.6	G3/4 NPT3/4
H001-08SF	93.5	54	41°6角	36.7	G1 NPT1
H001-10SF	112	69	50°6角	48	G1-1/4 NPT1-1/4
H001-12SF	125	82	60°6角	57.9	G1-1/2 NPT1-1/2
H001-16SF	145	99	75°6角	70.3	G2 NPT2

Part No .	LP	C	HP	φA	T
H001-02PF	35.5	15	19°6角	11.85	G1/4 NPT1/4
H001-03PF	38	21.5	22°6角	17.3	G3/8 NPT3/8
H001-04PF	44	26.5	27°6角	20.55	G1/2 NPT1/2
H001-06PF	54	28	34°6角	29.1	G3/4 NPT3/4
H001-08PF	62	35	41°6角	34.3	G1 NPT1
H001-10PF	70	45	50°6角	45	G1-1/4 NPT1-1/4
H001-12PF	78	57.5	60°6角	55	G1-1/2 NPT1-1/2
H001-16PF	98	70	75°6角	65.1	G2 NPT2

Part No .	L	φD	HP	HS	T
H001-02	71	26	19°6角	19°6角	G1/4 NPT1/4
H001-03	76.7	31.5	22°6角	22°6角	G3/8 NPT3/8
H001-04	88.7	38	27°6角	27°6角	G1/2 NPT1/2
H001-06	107.5	46	34°6角	34°6角	G3/4 NPT3/4
H001-08	122.5	54	41°6角	41°6角	G1 NPT1
H001-10	141	69	50°6角	50°6角	G1-1/4 NPT1-1/4
H001-12	155	82	60°6角	60°6角	G1-1/2 NPT1-1/2
H001-16	183.5	99	75°6角	75°6角	G2 NPT2