
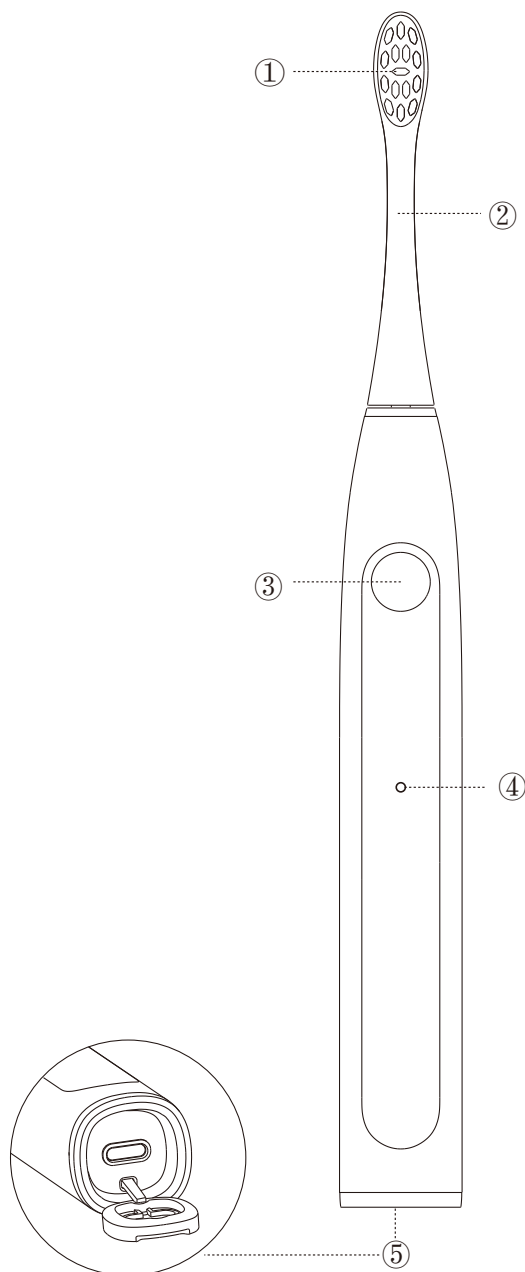


Oclean

Product User Manual



Oclean Sonic Electric Toothbrush



You can read the component description
corresponding to each label in detail.

Thank you for using Oclean electric toothbrush

Important safety tips

1. Children aged 3 years and above and persons with physical, sensory or intellectual disabilities or lack of experience and knowledge may use this appliance as long as they are supervised or instructed in using the appliance safely and understand its hazards. Children are not allowed to play with this appliance. Children are not allowed to perform cleaning and user maintenance without supervision.
2. This product can only use Oclean's special brush heads, and we will not be responsible for any consequences caused by non-certified third-party brush heads.
3. This product is only a personal cleaning product and is not recommended for medical use.
4. This product is for indoor use only. Do not place it in an area exposed to direct sunlight. It is recommended to place it in a dry and ventilated place at room temperature.
5. Please keep the phone dry before charging, wipe it dry with a soft cloth, and clean the charging interface with a dry cloth regularly to prevent stain deposition.
6. The appliance can only be powered at the safety extra-low voltage corresponding to the mark on the appliance.
7. Do not expose the device or battery to excessive temperatures. The normal temperature range for battery charging is 0-45 degrees.
8. Please note that the terminals of battery-powered equipment or batteries should not be contacted by metal objects to avoid the risk of short circuit.

Brush head: When replacing the brush head, please pull it out or insert it vertically and do not rotate it left or right.

Dentists recommend replacing brush heads every 2 to 3 months.

People with oral sensitivity should pay attention to the following situations:

People who have just undergone oral periodontal surgery or are undergoing treatment.

People with other symptoms in the mouth, including weak dentures or persistent heavy bleeding from the gums.

Other people with sensitive or fragile mouths, etc.

It is not recommended to use this product, or consult a professional dentist before use.

This product is not suitable for use by disabled people, mentally ill people or people who lack relevant experience and knowledge [including children (0-12 years old)]. Unless used under the supervision and guidance of its guardian.

Machine detailed parts introduction

① Bristles ② Brush head

③ Switch/mode key:

When the toothbrush screen lights up, click the button to select the brushing mode, and click again within 3 seconds to switch the brushing mode.

④ Indicator light:

When waking up, and the battery level is $\geq 10\%$, the white light is always on;

When waking up, and the battery power is $< 10\%$, red light breathing;

During charging, the white light continues to breathe;

Fully charged, the white light is always on.

⑤ Type C port charging port

User guides

1. First time power on - select language: Click the button to select the toothbrush language, press and hold the button for 2 seconds to set the language as the toothbrush language.

2. Select mode: Click the button to select the brushing mode. Click the button again within 3 seconds to switch the brushing mode. It will work normally in the selected brushing mode after 3 seconds. In the brushing state, press and hold the button for 2 seconds to cycle between modes.

"Sensitive Gum Care" - specially designed for people with sensitive teeth, it gently cleans while reducing irritation to sensitive areas.

"Daily Cleaning" - Suitable for daily basic oral cleaning, effectively removing food residue and dirt.

"Deep Cleaning" - Gets deep between teeth and hard-to-reach areas to powerfully remove stubborn stains and bacteria.

"Whitening Polishing" - Powerful cleaning makes the tooth surface smoother and whiter.

"Massage Soothing" - effectively massages the gums during brushing.

Therefore, you can choose different models based on your preference and your dentist's recommendations.

3. Restore factory settings: Press and hold the button for 8 seconds to restore the toothbrush to factory settings.

Healthy brushing

- Slowly move the toothbrush with the bristles at a 45-degree angle to the gum line;
- During brushing, the vibration effect of the toothbrush will pause briefly every 30 seconds, indicating the need to change the brushing position;
- If there is no active pause during use, it will automatically shut down after the brushing mode ends.

Charging method

Before charging, dry the bottom of the toothbrush and charge it toward the Type C port at the bottom of the machine. When the white light is breathing, it means it is charging. When the white light stays on, it means the battery is fully charged. It usually takes 3 hours to be fully charged.

Low battery prompt: When the toothbrush's power is less than 10%, a red light reminds you that it needs to be charged.



1. It is prohibited to disassemble, hit, squeeze or throw into fire
2. If the product appears to be severely bulging, please do not continue to use it.
3. Do NOT expose the appliance or battery to excessive temperatures
4. It is forbidden to use the battery after it has been soaked in water.
5. Be aware of the risk of terminals of the battery-operated appliance or battery being short-circuited by metal objects.

• Product specifications

Product Name	Oclean X Lite Sonic Electric Toothbrush		
Product model	N1801	Rated input	5V \pm 0.5A*
Rated input power	2.5W	Battery capacity	1100mAh (Battery type: Lithium Battery)
Waterproof level	IPX7	Charging method	Type-C

*When charging, an adapter with an output of 5V \pm 0.5A (the maximum power of the output is less than 15W) and in compliance with the requirements of IEC 60335-1 must be used for charging

FCC Warning

This device complies with Part 15 of the FCC Rules. Operation is subject to the following two conditions: (1) this device may not cause harmful interference, and (2) this device must accept any interference received, including interference that may cause undesired operation.

Any changes or modifications not expressly approved by the party responsible for compliance could void the user's authority to operate the equipment.

NOTE: This equipment has been tested and found to comply with the limits for a Class B digital device, pursuant to Part 15 of the FCC Rules. These limits are designed to provide reasonable protection against harmful interference in a residential installation. This equipment generates, uses and can radiate radio frequency energy and, if not installed and used in accordance with the instructions, may cause harmful interference to radio communications. However, there is no guarantee that interference will not occur in a particular installation.

If this equipment does cause harmful interference to radio or television reception, which can be determined by turning the equipment off and on, the user is encouraged to try to correct the interference by one or more of the following measures:

- Reorient or relocate the receiving antenna.
- Increase the separation between the equipment and receiver.
- Connect the equipment into an outlet on a circuit different from that to which the receiver is connected.
- Consult the dealer or an experienced radio/TV technician for help.

The device has been evaluated to meet general RF exposure requirement. The device can be used in portable exposure condition without restriction.

CE Warning

- 1.the appliance is not to be used by persons (including children) with reduced physical, sensory or mental capabilities, or lack of experience and knowledge, unless they have been given supervision or instruction
- 2.children being supervised not to play with the appliance
- 3.Signal words WARNING, CAUTION, DANGER in uppercase having a height as specified : Uppercase letter of the text explaining the signal word not smaller than 1,6 mm : Moulded in, engraved, or stamped markings either raised above or have a depth below the surface of at least 0,25 mm, unless
- 4.This appliance contains batteries that are non-replaceable

Before the product is discarded, the battery must be removed from the product according to the following steps:

1. Open the waterproof cover of the bottom cover and remove the screw plug.
2. Use a screwdriver to unscrew the bottom screw and open the bottom cover.
3. Use a screwdriver to open the buckles on both sides, take out the movement, use scissors to cut off the battery nickel pins from B+ and B-, and take out the battery.
- Batteries must be removed from the appliance before discarding it;
- When removing the battery, the appliance must be powered off;
- Batteries should be disposed of safely.

This device contains a non-replaceable battery. When a battery reaches end of life or leaks, the device and battery must be properly disposed of.

Manufacturer: Shenzhen Yunding Information Technology Co., Ltd.

Manufacturer's address: 28G, Building 3, Dachong Business Center (phase 3), No.18 Dachong 1st Road, Dachong Community, Yuehai Street, Nanshan District, Shenzhen, Guangdong, China.


Website: www.oclean.com



EU Authorized Representative
Agency Name: Mbrush UAB

European Address: Krokuvos str. 13,
09314 Vilnius, Lithuania

Email: service@mobalt.eu
Post Code: LT44237



Name of parts	Toxic and harmful substance or element							Environment Protection
	Pb	Hg	Cd	Cr6+	PBBs	PBDEs	4 Phthalates	
PCBA	○	○	○	○	○	○	○	10 years
Plastic parts	○	○	○	○	○	○	○	
Metal hardware	○	○	○	○	○	○	○	5 years

Name of parts	Toxic and harmful substance or element							Environment Protection
	Pb	Hg	Cd	Cr6+	PBBs	PBDEs	4 Phthalates	
Vibrating motor	○	○	○	○	○	○	○	10 years
Accessories	○	○	○	○	○	○	○	
Battery	○	○	○	---	---	---	---	5 years

Remarks

- This indicates that the content of toxic and hazardous substances in all homogeneous materials of this component is less than the limited quantity as specified in RoHS 2.0 Directive: 2011/65/EU & (EU) 2015/863.
- × This indicates that the content of toxic and hazardous substances in at least one of the homogeneous materials of this component is more than the limited quantity as specified in RoHS 2.0 Directive: 2011/65/EU & (EU) 2015/863.
- Refer to battery Directive: 2006 / 66 / EC and amendment 2013 / 56 / EU
- * Except for very few materials, due to technical development reasons, most of the materials used are environmentally friendly. Please use this product with confidence during the environmental protection period.