

Language order:

English

French

German

Italian

Spanish

Polish

Dutch

Swedishf

# **VEVOR<sup>®</sup>**

**TOUGH TOOLS, HALF PRICE**

Technical Support and E-Warranty Certificate <https://www.vevor.com/support>

## **ACRYLIC TABLE USER MANUAL**

We continue to be committed to provide you tools with competitive price.


"Save Half", "Half Price" or any other similar expressions used by us only represents an estimate of savings you might benefit from buying certain tools with us compared to the major top brands and does not necessarily mean to cover all categories of tools offered by us. You are kindly reminded to verify carefully when you are placing an order with us if you are actually saving half in comparison with the top major brands.

# VEVOR<sup>®</sup>

TOUGH TOOLS, HALF PRICE

## Acrylic Table

MODEL NO.: YKB002



### NEED HELP? CONTACT US!

Have product questions? Need technical support? Please feel free to contact us: **Technical Support and E-Warranty Certificate**  
[www.vevor.com/support](http://www.vevor.com/support)

This is the original instruction, please read all manual instructions carefully before operating. VEVOR reserves a clear interpretation of our user manual. The appearance of the product shall be subject to the product you received. Please forgive us that we won't inform you again if there are any technology or software updates on our product.



**Please read this manual carefully before using the product. Failure to do so may result in serious injury. SAVE THIS MANUAL**

## **ASSEMBLY PRECAUTIONS**

1. Assemble only according to these instructions. Improper assembly can create hazards.
2. Wear ANSI-approved safety goggles and heavy-duty work gloves during assembly.
3. Keep assembly area clean and well-lit.
4. Keep bystanders out of the area during assembly.
5. Do not assemble when tired or when under the influence of alcohol, drugs or medication.
6. The product capabilities apply to properly and completely assembled products only.
7. Assemble on a flat, level, hard and smooth surface capable of safely supporting the acrylic table.

## **USE PRECAUTIONS**

### **TO PREVENT SERIOUS INJURY AND DEATH FROM TIPPING:**

1. This product is not a toy. Do not allow children to play with or approach this item.
2. Use as intended only. Do not sit or stand on the table.
3. Inspect before every use. Do not use it if parts are loose or damaged.
4. Use only on flat, level, and hard surfaces.








# ASSEMBLY INSTRUCTIONS

For additional information regarding the parts listed in the following pages, refer to the Assembly Diagram of this manual. Unwrap and separate all parts on a clear work area.

## TECHNICAL SPECIFICATIONS

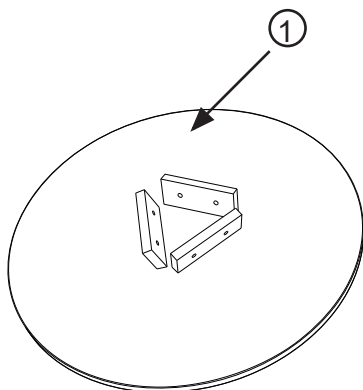
Model	YKB002
Main Material	PMMA
Color	Colorful
Product Dimensions (LxWxH)	φ450*480 mm
Packing Size (LxWxH)	530*530*130 mm
Net Weight (kg)	4.25
Gross Weight (kg)	5.64

## PACKAGE CONTENTS

①		1 PCS
②-④		3PCS
⑤		6PCS
⑥		1PCS
⑦		3PCS

# ASSEMBLY STEPS

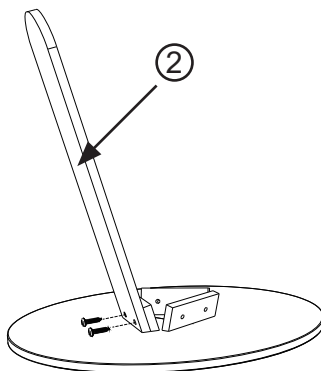
1



2

M6\*25 screws

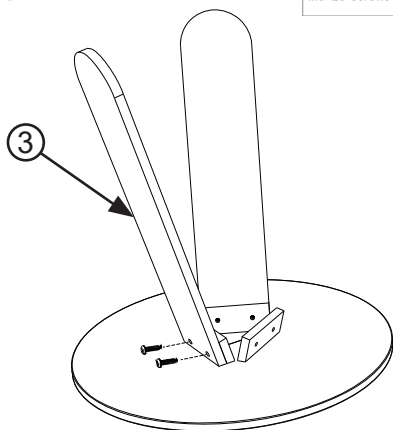
2



3

M6\*25 screws

2



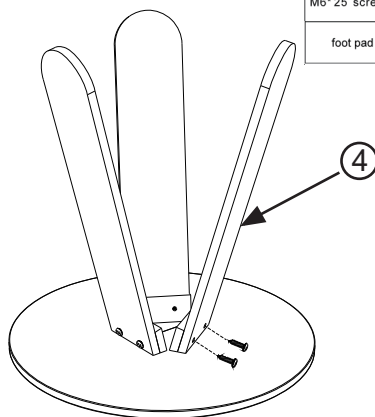
4

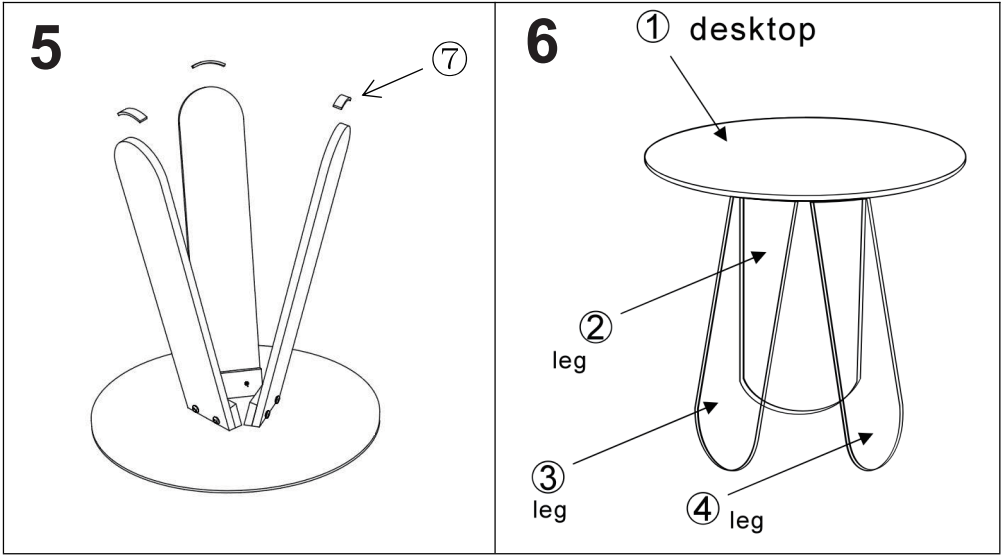
M6\*25 screws

2

foot pad

3





## COMPLETION



Manufacturer: Shanghaimuxinmuyeyouxiangongsi  
Address: Shuangchenglu 803nong11hao1602A-1609shi, baoshanqu, shanghai  
200000 CN.  
Imported to AUS: SIHAO PTY LTD. 1 ROKEVA STREETEASTWOOD NSW 2122  
Australia  
Imported to USA: Sanven Technology Ltd. Suite 250, 9166 Anaheim Place,  
Rancho Cucamonga, CA 91730

<b>EC</b>	<b>REP</b>
-----------	------------

E-CrossStu GmbH  
Mainzer Landstr.69,  
60329 Frankfurt am Main.

<b>UK</b>	<b>REP</b>
-----------	------------

YH CONSULTING LIMITED.  
C/O YH Consulting Limited Office 147,  
Centurion House, London Road,  
Staines-upon-Thames, Surrey, TW18 4AX

# **VEVOR<sup>®</sup>**

**TOUGH TOOLS, HALF PRICE**

Technical Support and E-Warranty Certificate  
[www.vevor.com/support](http://www.vevor.com/support)



Technical Support and E-Warranty Certificate <https://www.vevor.com/support>

# **ACRYLIC TABLE USER MANUAL**

We continue to be committed to provide you tools with competitive price.


"Save Half", "Half Price" or any other similar expressions used by us only represents an estimate of savings you might benefit from buying certain tools with us compared to the major top brands and does not necessarily mean to cover all categories of tools offered by us. You are kindly reminded to verify carefully when you are placing an order with us if you are actually saving half in comparison with the top major brands.

# VEVOR<sup>®</sup>

TOUGH TOOLS, HALF PRICE

## Acrylic Table

MODEL NO.: YKB002



### NEED HELP? CONTACT US!

Have product questions? Need technical support? Please feel free to contact us: [TechnicalSupport@vevor.com](mailto:TechnicalSupport@vevor.com) or [www.vevor.com/support](https://www.vevor.com/support)

Assistance, support and warranty certificate  
electronique [TechnicalSupport@vevor.com](mailto:TechnicalSupport@vevor.com) / support

This is the original instruction, please read all manual instructions carefully before operating. VEVOR reserves a clear interpretation of our user manual. The appearance of the product shall be subject to the product you received. Please forgive us that we won't inform you again if there are any technology or software updates on our product.



## **WARNING:**

**Please read this manual carefully before using the product. Failure to do so may result in serious injury. SAVE THIS MANUAL**

# **ASSEMBLY PRECAUTIONS**

1. Assemble only according to these instructions. Improper assembly can create hazards.
2. Wear ANSI-approved safety goggles and heavy-duty work gloves during assembly.
3. Keep assembly area clean and well-lit.
4. Keep bystanders out of the area during assembly.
5. Do not assemble when tired or when under the influence of alcohol, drugs or medication.
6. The product capabilities apply to properly and completely assembled products only.
7. Assemble on a flat, level, hard and smooth surface capable of safely supporting the acrylic table.

# **USE PRECAUTIONS**

## **TO PREVENT SERIOUS INJURY AND DEATH FROM TIPPING:**

1. This product is not a toy. Do not allow children to play with or approach this item.
2. Use as intended only. Do not sit or stand on the table.
3. Inspect before every use. Do not use it if parts are loose or damaged.
4. Use only on flat, level, and hard surfaces.








# ASSEMBLY INSTRUCTIONS

For additional information regarding the parts listed in the following pages, refer to the Assembly Diagram of this manual. Unwrap and separate all parts on a clear work area.

## TECHNICAL SPECIFICATIONS

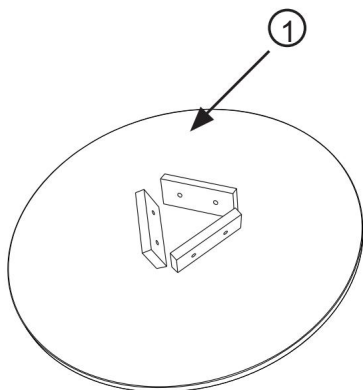
Model	YKB002
Main Material	PMMA
Color	Colorful
Product Dimensions (LxWxH)	φ450*480 mm
Packing Size (LxWxH)	530*530*130 mm
Net Weight (kg)	4.25
Gross Weight (kg)	5.64

## PACKAGE CONTENTS

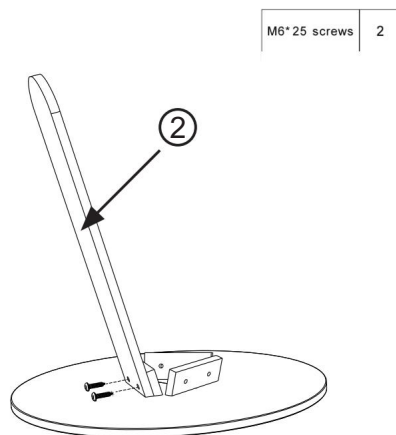
①		1 PCS
②-④		3PCS
⑤		6PCS
⑥		1PCS
⑦		3PCS

# ASSEMBLY STEPS

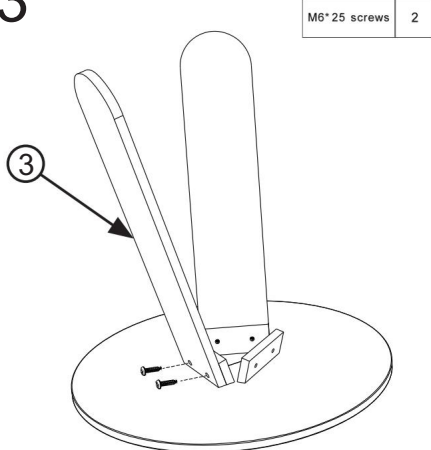
1



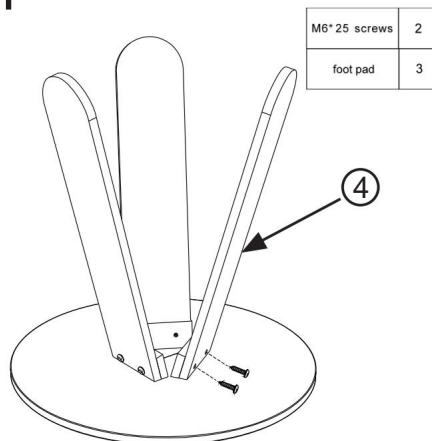
2

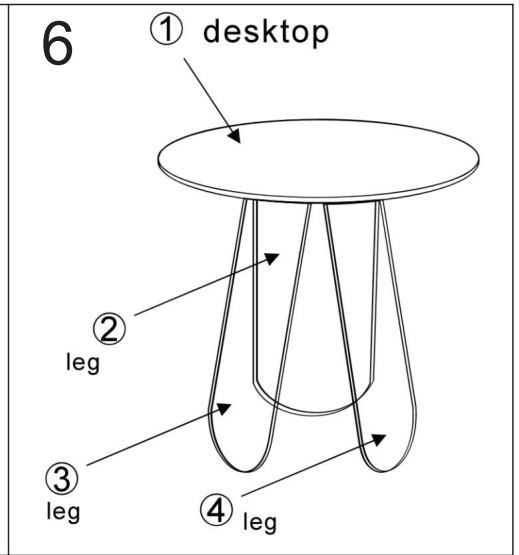
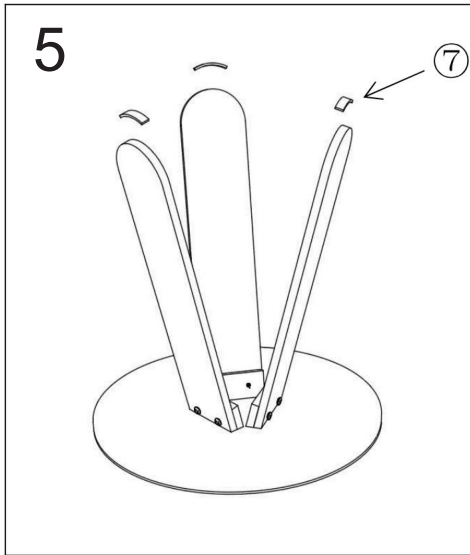


3



4





## COMPLETION



Fabricant : Shanghaimuxinmuyeyouxiangongsi

Adresse : Shuangchenglu 803nong11hao1602A-1609shi, baoshanqu, shanghai 200000 CN.

Importé en Australie : SIHAO PTY LTD. 1 ROKEVA STREETEASTWOOD NSW 2122 Australie

Importé aux États-Unis : Sanven Technology Ltd. Suite 250, 9166 Anaheim Place, Rancho Cucamonga, CA 91730



E-CrossStu GmbH  
Mainzer Landstr.69,  
60329 Francfort-sur-le-Main.



YH CONSULTING LIMITÉE.  
A/S YH Consulting Limited Bureau 147, Centurion  
House, London Road, Staines-upon-  
Thames, Surrey, TW18 4AX

# **VEVOR<sup>®</sup>**

**TOUGH TOOLS, HALF PRICE**

Assistance technique et certificat de garantie  
électronique [www.vevor.com/support](http://www.vevor.com/support)



Technical Support and E-Warranty Certificate <https://www.vevor.com/support>

# **ACRYLIC TABLE USER MANUAL**

We continue to be committed to provide you tools with competitive price.


"Save Half", "Half Price" or any other similar expressions used by us only represents an estimate of savings you might benefit from buying certain tools with us compared to the major top brands and does not necessarily mean to cover all categories of tools offered by us. You are kindly reminded to verify carefully when you are placing an order with us if you are actually saving half in comparison with the top major brands.

# VEVOR®

TOUGH TOOLS, HALF PRICE

## Acrylic Table

MODEL NO.: YKB002



### NEED HELP? CONTACT US!

Have product questions? Need technical support? Please feel free to contact us: **Technischer Support und E-Garantie-Zertifikat**  
[www.vevor.com/support](http://www.vevor.com/support)

This is the original instruction, please read all manual instructions carefully before operating. VEVOR reserves a clear interpretation of our user manual. The appearance of the product shall be subject to the product you received. Please forgive us that we won't inform you again if there are any technology or software updates on our product.



**WARNING:**

**Please read this manual carefully before using the product. Failure to do so may result in serious injury. SAVE THIS MANUAL**

## **ASSEMBLY PRECAUTIONS**

1. Assemble only according to these instructions. Improper assembly can create hazards.
2. Wear ANSI-approved safety goggles and heavy-duty work gloves during assembly.
3. Keep assembly area clean and well-lit.
4. Keep bystanders out of the area during assembly.
5. Do not assemble when tired or when under the influence of alcohol, drugs or medication.
6. The product capabilities apply to properly and completely assembled products only.
7. Assemble on a flat, level, hard and smooth surface capable of safely supporting the acrylic table.

## **USE PRECAUTIONS**

**TO PREVENT SERIOUS INJURY AND DEATH FROM TIPPING:**

1. This product is not a toy. Do not allow children to play with or approach this item.
2. Use as intended only. Do not sit or stand on the table.
3. Inspect before every use. Do not use it if parts are loose or damaged.
4. Use only on flat, level, and hard surfaces.








# ASSEMBLY INSTRUCTIONS

For additional information regarding the parts listed in the following pages, refer to the Assembly Diagram of this manual. Unwrap and separate all parts on a clear work area.

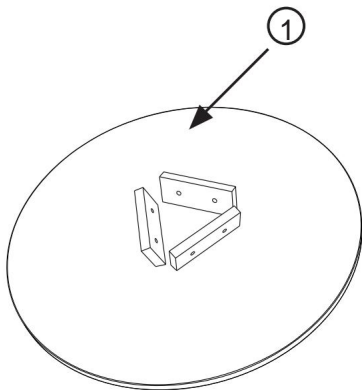
## TECHNICAL SPECIFICATIONS

Model	YKB002
Main Material	PMMA
Color	Colorful
Product Dimensions (LxWxH)	φ450*480 mm
Packing Size (LxWxH)	530*530*130 mm
Net Weight (kg)	4,25
Gross Weight (kg)	5,64

## PACKAGE CONTENTS

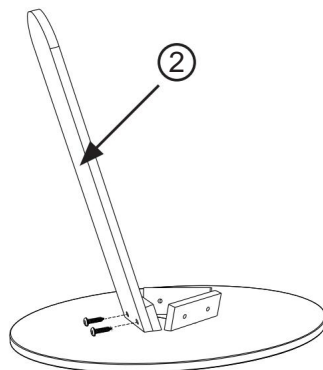
①		1 PCS
②-④		3PCS
⑤		6PCS
⑥		1PCS
⑦		3PCS

# ASSEMBLY STEPS

**1****2**

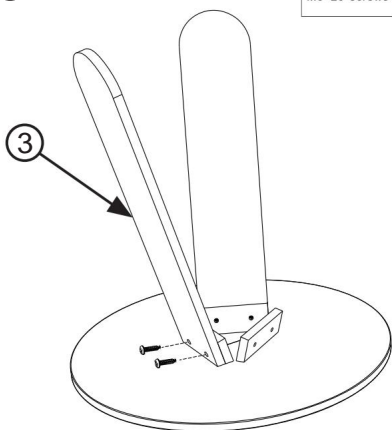
M6\*25 screws

2

**3**

M6\*25 screws

2

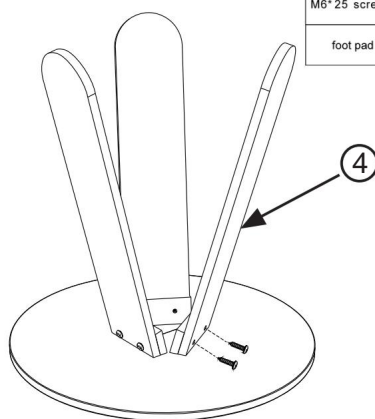
**4**

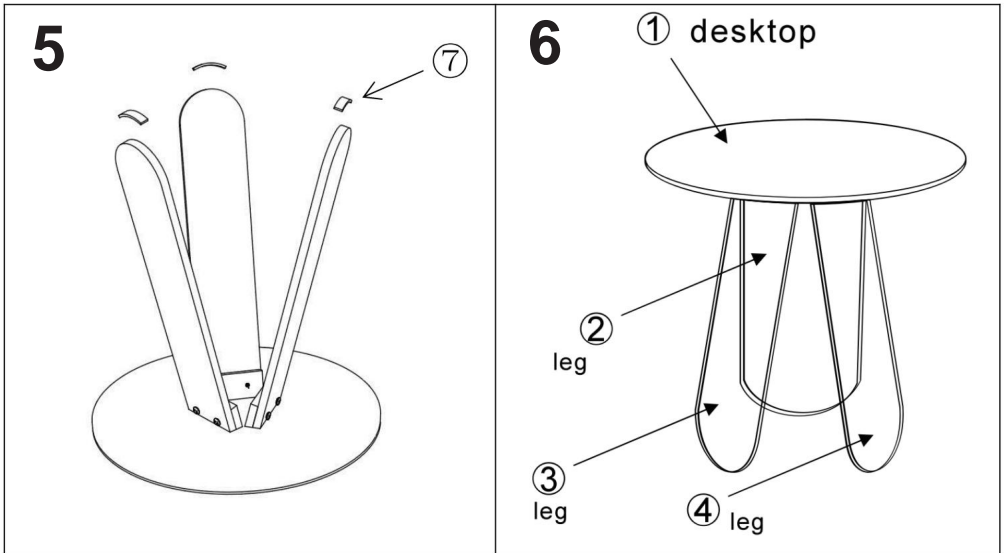
M6\*25 screws

2

foot pad

3





## COMPLETION



Hersteller: Shanghaimuxinmuyeyouxiangongsi

Adresse: Shuangchenglu 803nong11hao1602A-1609shi, baoshanqu, Shanghai 200000 CN.

Nach AUS importiert: SIHAO PTY LTD. 1 ROKEVA STREETEASTWOOD NSW 2122 Australien

Importiert in die USA: Sanven Technology Ltd. Suite 250, 9166 Anaheim Place, Rancho Cucamonga, CA 91730



E-CrossStu GmbH  
Mainzer Landstr.69,  
60329 Frankfurt am Main.



YH CONSULTING LIMITED.  
C/O YH Consulting Limited Office 147, Centurion  
House, London Road, Staines-upon-  
Thames, Surrey, TW18 4AX

# **VEVOR<sup>®</sup>**

**TOUGH TOOLS, HALF PRICE**

Technischer Support und E-Garantie-Zertifikat  
[www.vevor.com/support](http://www.vevor.com/support)



Technical Support and E-Warranty Certificate <https://www.vevor.com/support>

# **ACRYLIC TABLE USER MANUAL**

We continue to be committed to provide you tools with competitive price.


"Save Half", "Half Price" or any other similar expressions used by us only represents an estimate of savings you might benefit from buying certain tools with us compared to the major top brands and does not necessarily mean to cover all categories of tools offered by us. You are kindly reminded to verify carefully when you are placing an order with us if you are actually saving half in comparison with the top major brands.

# VEVOR®

TOUGH TOOLS, HALF PRICE

## Acrylic Table

MODEL NO.: Codice articolo: YKB002



### NEED HELP? CONTACT US!

Have product questions? Need technical support? Please feel free to contact us: [Support@vevor.com](mailto:Support@vevor.com) or [www.vevor.com/support](https://www.vevor.com/support)

This is the original instruction, please read all manual instructions carefully before operating. VEVOR reserves a clear interpretation of our user manual. The appearance of the product shall be subject to the product you received. Please forgive us that we won't inform you again if there are any technology or software updates on our product.



## **WARNING:**

**Please read this manual carefully before using the product. Failure to do so may result in serious injury. SAVE THIS MANUAL**

# **ASSEMBLY PRECAUTIONS**

1. Assemble only according to these instructions. Improper assembly can create hazards.
2. Wear ANSI-approved safety goggles and heavy-duty work gloves during assembly.
3. Keep assembly area clean and well-lit.
4. Keep bystanders out of the area during assembly.
5. Do not assemble when tired or when under the influence of alcohol, drugs or medication.
6. The product capabilities apply to properly and completely assembled products only.
7. Assemble on a flat, level, hard and smooth surface capable of safely supporting the acrylic table.

# **USE PRECAUTIONS**

## **TO PREVENT SERIOUS INJURY AND DEATH FROM TIPPING:**

1. This product is not a toy. Do not allow children to play with or approach this item.
2. Use as intended only. Do not sit or stand on the table.
3. Inspect before every use. Do not use it if parts are loose or damaged.
4. Use only on flat, level, and hard surfaces.








# ASSEMBLY INSTRUCTIONS

For additional information regarding the parts listed in the following pages, refer to the Assembly Diagram of this manual. Unwrap and separate all parts on a clear work area.

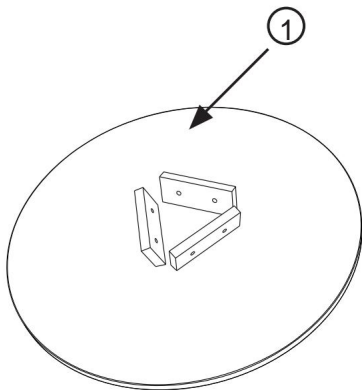
## TECHNICAL SPECIFICATIONS

Model	Codice articolo: YKB002
Main Material	PMMA
Color	Colorful
Product Dimensions (LxWxH)	φ450*480 mm
Packing Size (LxWxH)	530*530*130 mm
Net Weight (kg)	4.25
Gross Weight (kg)	5.64

## PACKAGE CONTENTS

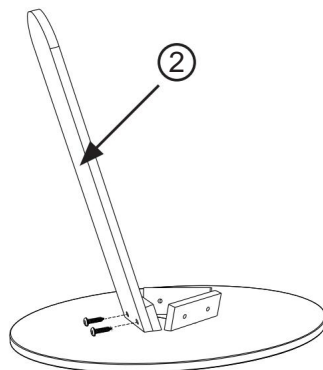
①		1 PCS
②-④		3PCS
⑤		6PCS
⑥		1PCS
⑦		3PCS

# ASSEMBLY STEPS

**1****2**

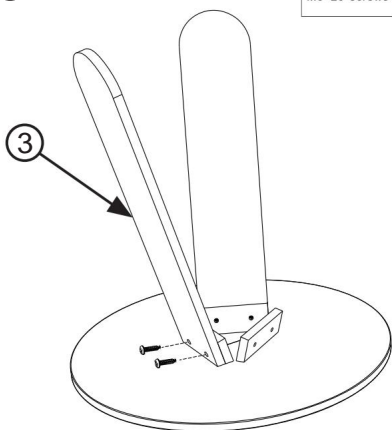
M6\*25 screws

2

**3**

M6\*25 screws

2

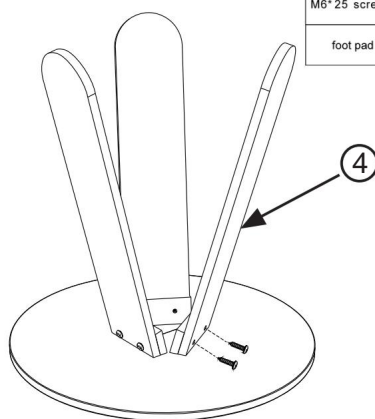
**4**

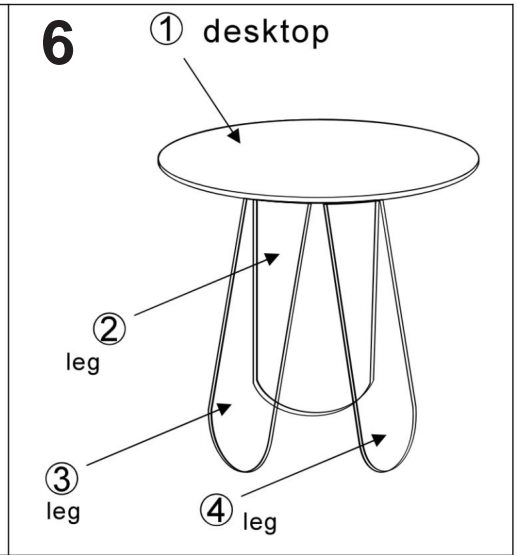
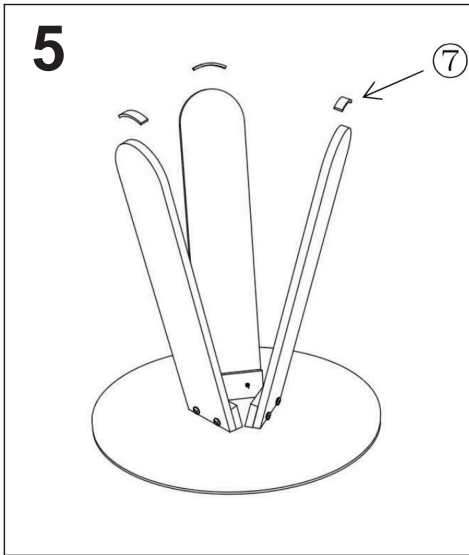
M6\*25 screws

2

foot pad

3





## COMPLETION



Produttore: Shanghaimuxinmuyeyouxiangongsi

Indirizzo: Shuangchenglu 803nong11hao1602A-1609shi, baoshanqu, shanghai 200000 CN.

Importato in AUS: SIHAO PTY LTD. 1 ROKEVA STREETEASTWOOD NSW 2122 Australia

Importato negli USA: Sanven Technology Ltd. Suite 250, 9166 Anaheim Place, Rancho Cucamonga, CA 91730



E-CrossStu GmbH

Mainzer Landstr.69,  
60329 Francoforte sul Meno.



CONSULENZA YH LIMITATA.

C/O YH Consulting Limited Ufficio 147, Centurion  
House, London Road, Staines-upon-  
Thames, Surrey, TW18 4AX

# **VEVOR<sup>®</sup>**

**TOUGH TOOLS, HALF PRICE**

Supporto tecnico e certificato di garanzia  
elettronica [www.vevor.com/support](http://www.vevor.com/support)



Technical Support and E-Warranty Certificate <https://www.vevor.com/support>

# **ACRYLIC TABLE USER MANUAL**

We continue to be committed to provide you tools with competitive price.


"Save Half", "Half Price" or any other similar expressions used by us only represents an estimate of savings you might benefit from buying certain tools with us compared to the major top brands and does not necessarily mean to cover all categories of tools offered by us. You are kindly reminded to verify carefully when you are placing an order with us if you are actually saving half in comparison with the top major brands.

# VEVOR®

TOUGH TOOLS, HALF PRICE

## Acrylic Table

MODEL NO.: YKB002



### NEED HELP? CONTACT US!

Have product questions? Need technical support? Please feel free to contact us: [Support@vevor.com](mailto:Support@vevor.com) or [www.vevor.com/support](https://www.vevor.com/support)

Technical Support & Warranty Certificate  
electrónica@vevor.com

This is the original instruction, please read all manual instructions carefully before operating. VEVOR reserves a clear interpretation of our user manual. The appearance of the product shall be subject to the product you received. Please forgive us that we won't inform you again if there are any technology or software updates on our product.



**WARNING:**

**Please read this manual carefully before using the product. Failure to do so may result in serious injury. SAVE THIS MANUAL**

## **ASSEMBLY PRECAUTIONS**

1. Assemble only according to these instructions. Improper assembly can create hazards.
2. Wear ANSI-approved safety goggles and heavy-duty work gloves during assembly.
3. Keep assembly area clean and well-lit.
4. Keep bystanders out of the area during assembly.
5. Do not assemble when tired or when under the influence of alcohol, drugs or medication.
6. The product capabilities apply to properly and completely assembled products only.
7. Assemble on a flat, level, hard and smooth surface capable of safely supporting the acrylic table.

## **USE PRECAUTIONS**

**TO PREVENT SERIOUS INJURY AND DEATH FROM TIPPING:**

1. This product is not a toy. Do not allow children to play with or approach this item.
2. Use as intended only. Do not sit or stand on the table.
3. Inspect before every use. Do not use it if parts are loose or damaged.
4. Use only on flat, level, and hard surfaces.








# ASSEMBLY INSTRUCTIONS

For additional information regarding the parts listed in the following pages, refer to the Assembly Diagram of this manual. Unwrap and separate all parts on a clear work area.

## TECHNICAL SPECIFICATIONS

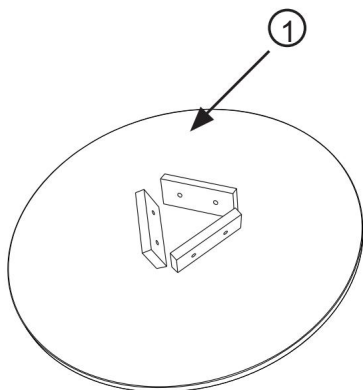
Model	YKB002
Main Material	PMMA
Color	Colorful
Product Dimensions (LxWxH)	φ450*480 mm
Packing Size (LxWxH)	530*530*130 mm
Net Weight (kg)	4.25
Gross Weight (kg)	5.64

## PACKAGE CONTENTS

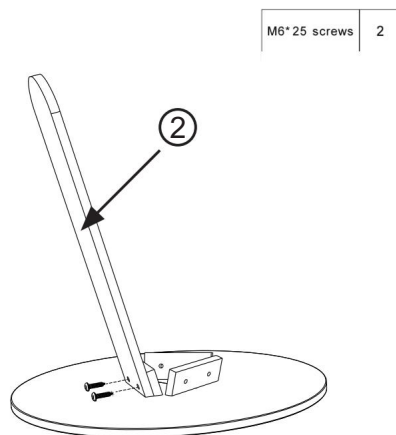
①		1 PCS
②-④		3PCS
⑤		6PCS
⑥		1PCS
⑦		3PCS

# ASSEMBLY STEPS

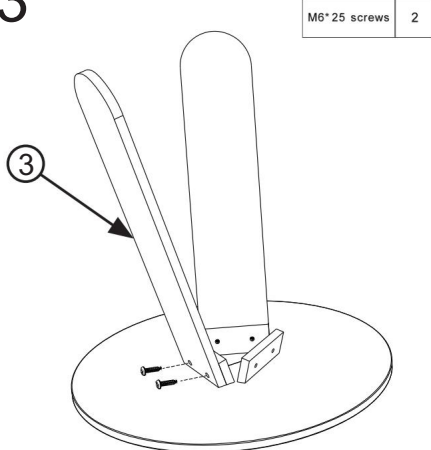
1



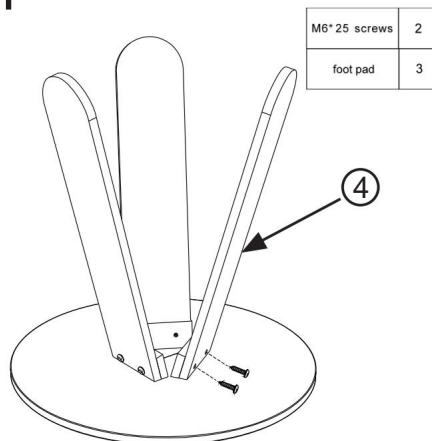
2

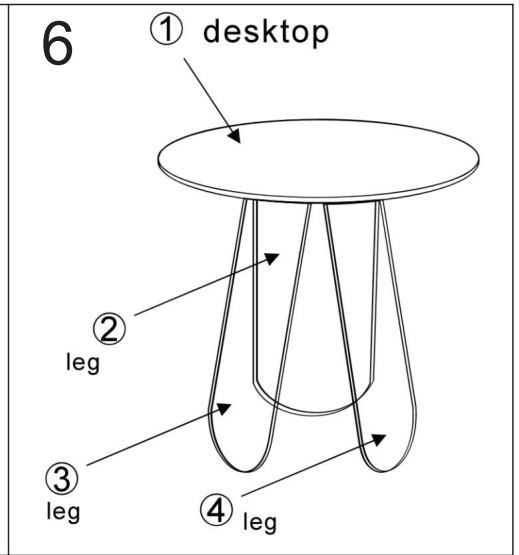
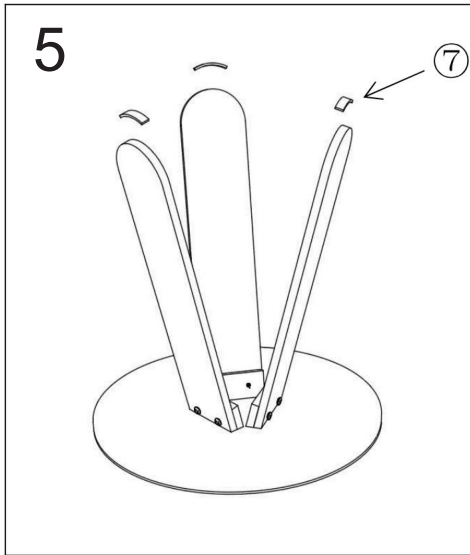


3



4





## COMPLETION



Fabricante: Shanghaimuxinmuyeyouxiangongsi  
Dirección: Shuangchenglu 803nong11hao1602A-1609shi, baoshanqu, shanghai 200000 CN.  
Importado a AUS: SIHAO PTY LTD. 1 ROKEVA STREETEASTWOOD NSW 2122 Australia  
Importado a EE. UU.: Sanven Technology Ltd. Suite 250, 9166 Anaheim Place, Rancho Cucamonga, CA 91730

<b>EC</b>	<b>REP</b>
-----------	------------

E-CrossStu GmbH  
Mainzer Landstr.69,  
60329 Fráncfort del Meno.

<b>UK</b>	<b>REP</b>
-----------	------------

YH CONSULTING LIMITADA.  
C/O YH Consulting Limited Oficina 147, Centurion  
House, London Road, Staines-upon-  
Thames, Surrey, TW18 4AX

# VEVOR<sup>®</sup>

**TOUGH TOOLS, HALF PRICE**

Soporte técnico y certificado de garantía  
electrónica [www.vevor.com/support](http://www.vevor.com/support)



Technical Support and E-Warranty Certificate <https://www.vevor.com/support>

# **ACRYLIC TABLE USER MANUAL**

We continue to be committed to provide you tools with competitive price.


"Save Half", "Half Price" or any other similar expressions used by us only represents an estimate of savings you might benefit from buying certain tools with us compared to the major top brands and does not necessarily mean to cover all categories of tools offered by us. You are kindly reminded to verify carefully when you are placing an order with us if you are actually saving half in comparison with the top major brands.

# VEVOR®

TOUGH TOOLS, HALF PRICE

## Acrylic Table

MODEL NO.: YKB002



### NEED HELP? CONTACT US!

Have product questions? Need technical support? Please feel free to contact us: [TechnicalSupport@vevor.com](mailto:TechnicalSupport@vevor.com) or [www.vevor.com/support](https://www.vevor.com/support)

Warranty Certificate  
electronic [www.vevor.com](https://www.vevor.com)

This is the original instruction, please read all manual instructions carefully before operating. VEVOR reserves a clear interpretation of our user manual. The appearance of the product shall be subject to the product you received. Please forgive us that we won't inform you again if there are any technology or software updates on our product.



**WARNING:**

**Please read this manual carefully before using the product. Failure to do so may result in serious injury. SAVE THIS MANUAL**

## **ASSEMBLY PRECAUTIONS**

1. Assemble only according to these instructions. Improper assembly can create hazards.
2. Wear ANSI-approved safety goggles and heavy-duty work gloves during assembly.
3. Keep assembly area clean and well-lit.
4. Keep bystanders out of the area during assembly.
5. Do not assemble when tired or when under the influence of alcohol, drugs or medication.
6. The product capabilities apply to properly and completely assembled products only.
7. Assemble on a flat, level, hard and smooth surface capable of safely supporting the acrylic table.

## **USE PRECAUTIONS**

**TO PREVENT SERIOUS INJURY AND DEATH FROM TIPPING:**

1. This product is not a toy. Do not allow children to play with or approach this item.
2. Use as intended only. Do not sit or stand on the table.
3. Inspect before every use. Do not use it if parts are loose or damaged.
4. Use only on flat, level, and hard surfaces.








# ASSEMBLY INSTRUCTIONS

For additional information regarding the parts listed in the following pages, refer to the Assembly Diagram of this manual. Unwrap and separate all parts on a clear work area.

## TECHNICAL SPECIFICATIONS

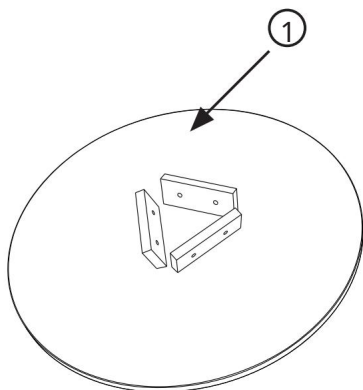
Model	YKB002
Main Material	PMMA
Color	Colorful
Product Dimensions (LxWxH)	φ450*480 mm
Packing Size (LxWxH)	530*530*130 mm
Net Weight (kg)	4.25
Gross Weight (kg)	5,64

## PACKAGE CONTENTS

①		1 PCS
②-④		3PCS
⑤		6PCS
⑥		1PCS
⑦		3PCS

# ASSEMBLY STEPS

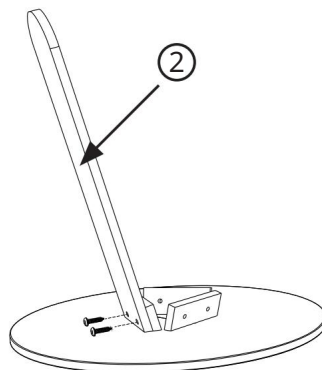
1



2

M6\*25 screws

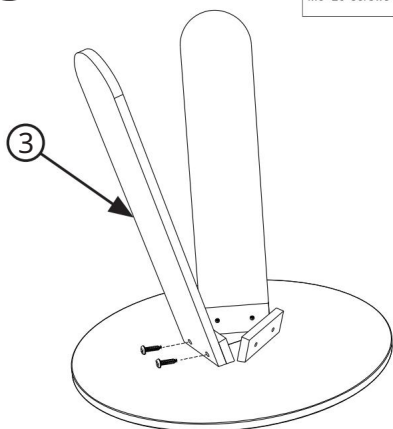
2



3

M6\*25 screws

2



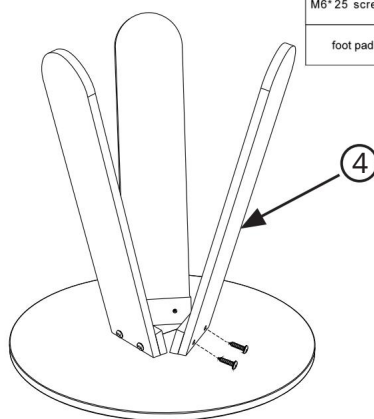
4

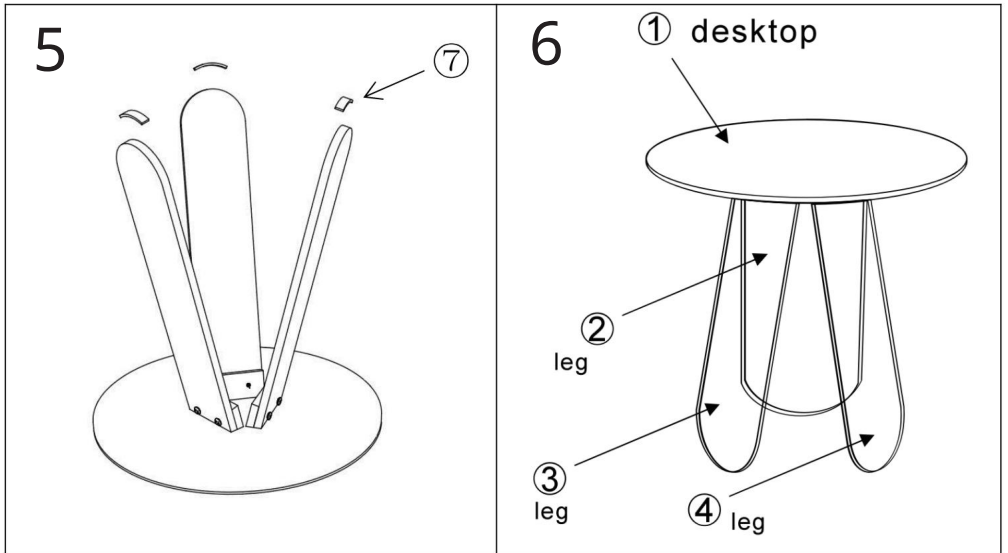
M6\*25 screws

2

foot pad

3





## COMPLETION



Producent: Shanghaimuxinmuyeyouxiangongsi  
Adres: Shuangchenglu 803nong11hao1602A-1609shi, baoshanqu, szanghaj 200000 CN.

Importowane do AUS: SIHAO PTY LTD. 1 ROKEVA STREETEASTWOOD NSW 2122 Australia

Importowane do USA: Sanven Technology Ltd. Suite 250, 9166 Anaheim Place, Rancho Cucamonga, CA 91730



E-CrossStu GmbH  
Mainzer Landstr.69, 60329  
Frankfurt nad Menem.



YH CONSULTING LIMITED.  
C/O YH Consulting Limited Biuro 147, Centurion  
House, London Road, Staines-upon-  
Thames, Surrey, TW18 4AX

# VEVOR<sup>®</sup>

**TOUGH TOOLS, HALF PRICE**

Wsparcie techniczne i certyfikat gwarancji  
elektronicznej [www.vevor.com/support](http://www.vevor.com/support)



Technical Support and E-Warranty Certificate <https://www.vevor.com/support>

# **ACRYLIC TABLE USER MANUAL**

We continue to be committed to provide you tools with competitive price.


"Save Half", "Half Price" or any other similar expressions used by us only represents an estimate of savings you might benefit from buying certain tools with us compared to the major top brands and does not necessarily mean to cover all categories of tools offered by us. You are kindly reminded to verify carefully when you are placing an order with us if you are actually saving half in comparison with the top major brands.

# VEVOR<sup>®</sup>

TOUGH TOOLS, HALF PRICE

## Acrylic Table

MODEL NO.: YKB002



### NEED HELP? CONTACT US!

Have product questions? Need technical support? Please feel free to contact us: [TechnicalSupport@vevor.com](mailto:TechnicalSupport@vevor.com) or [www.vevor.com/support](https://www.vevor.com/support)

This is the original instruction, please read all manual instructions carefully before operating. VEVOR reserves a clear interpretation of our user manual. The appearance of the product shall be subject to the product you received. Please forgive us that we won't inform you again if there are any technology or software updates on our product.



**WARNING:**

**Please read this manual carefully before using the product. Failure to do so may result in serious injury. SAVE THIS MANUAL**

## **ASSEMBLY PRECAUTIONS**

1. Assemble only according to these instructions. Improper assembly can create hazards.
2. Wear ANSI-approved safety goggles and heavy-duty work gloves during assembly.
3. Keep assembly area clean and well-lit.
4. Keep bystanders out of the area during assembly.
5. Do not assemble when tired or when under the influence of alcohol, drugs or medication.
6. The product capabilities apply to properly and completely assembled products only.
7. Assemble on a flat, level, hard and smooth surface capable of safely supporting the acrylic table.

## **USE PRECAUTIONS**

**TO PREVENT SERIOUS INJURY AND DEATH FROM TIPPING:**

1. This product is not a toy. Do not allow children to play with or approach this item.
2. Use as intended only. Do not sit or stand on the table.
3. Inspect before every use. Do not use it if parts are loose or damaged.
4. Use only on flat, level, and hard surfaces.








# ASSEMBLY INSTRUCTIONS

For additional information regarding the parts listed in the following pages, refer to the Assembly Diagram of this manual. Unwrap and separate all parts on a clear work area.

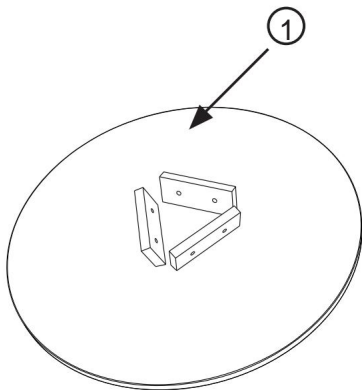
## TECHNICAL SPECIFICATIONS

Model	YKB002
Main Material	PMMA
Color	Colorful
Product Dimensions (LxWxH)	φ450*480 mm
Packing Size (LxWxH)	530*530*130 mm
Net Weight (kg)	4.25
Gross Weight (kg)	5.64

## PACKAGE CONTENTS

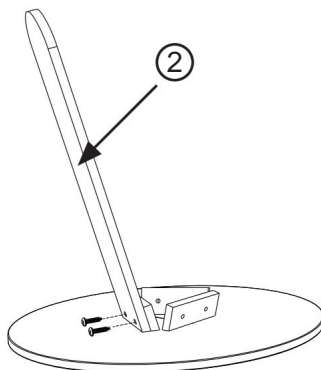
①		1 PCS
②-④		3PCS
⑤		6PCS
⑥		1PCS
⑦		3PCS

# ASSEMBLY STEPS

**1****2**

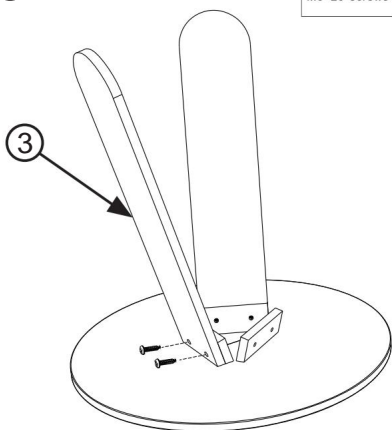
M6\*25 screws

2

**3**

M6\*25 screws

2

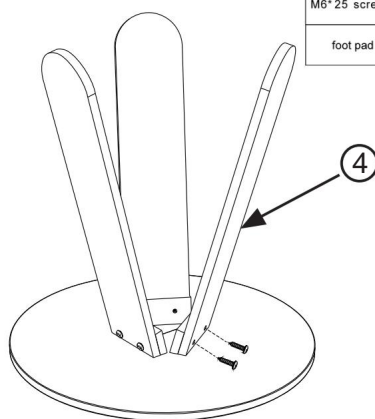
**4**

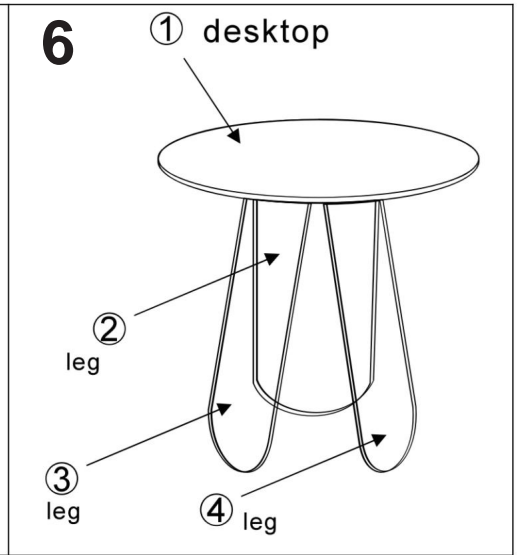
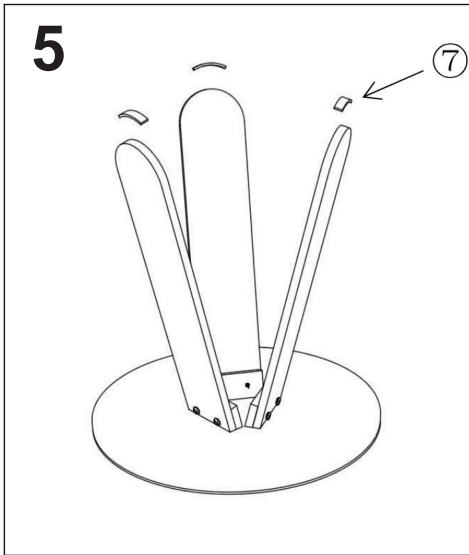
M6\*25 screws

2

foot pad

3





## COMPLETION



Fabrikant: Shanghaimuxinmuyeyouxiangongsi

Adres: Shuangchenglu 803nong11hao1602A-1609shi, baoshanqu, shanghai 200000 CN.

Geïmporteerd naar AUS: SIHAO PTY LTD. 1 ROKEVA STREETEASTWOOD NSW 2122 Australië

Geïmporteerd naar de VS: Sanven Technology Ltd. Suite 250, 9166 Anaheim Place, Rancho Cucamonga, CA 91730



E-CrossStu GmbH

Mainzer Landstr.69,  
60329 Frankfurt am Main.



YH CONSULTING LIMITED.

C/O YH Consulting Limited Kantoor 147, Centurion  
House, London Road, Staines-upon-  
Thames, Surrey, TW18 4AX

# **VEVOR<sup>®</sup>**

**TOUGH TOOLS, HALF PRICE**

Technische ondersteuning en e-garantiecertificaat  
[www.vevor.com/support](http://www.vevor.com/support)



Technical Support and E-Warranty Certificate <https://www.vevor.com/support>

# **ACRYLIC TABLE USER MANUAL**

We continue to be committed to provide you tools with competitive price.


"Save Half", "Half Price" or any other similar expressions used by us only represents an estimate of savings you might benefit from buying certain tools with us compared to the major top brands and does not necessarily mean to cover all categories of tools offered by us. You are kindly reminded to verify carefully when you are placing an order with us if you are actually saving half in comparison with the top major brands.

# VEVOR®

TOUGH TOOLS, HALF PRICE

## Acrylic Table

MODEL NO.: YKB002



### NEED HELP? CONTACT US!

Have product questions? Need technical support? Please feel free to contact us: [TechnicalSupport@vevor.com](mailto:TechnicalSupport@vevor.com) or [www.vevor.com/support](https://www.vevor.com/support)

This is the original instruction, please read all manual instructions carefully before operating. VEVOR reserves a clear interpretation of our user manual. The appearance of the product shall be subject to the product you received. Please forgive us that we won't inform you again if there are any technology or software updates on our product.



## **WARNING:**

**Please read this manual carefully before using the product. Failure to do so may result in serious injury. SAVE THIS MANUAL**

# **ASSEMBLY PRECAUTIONS**

1. Assemble only according to these instructions. Improper assembly can create hazards.
2. Wear ANSI-approved safety goggles and heavy-duty work gloves during assembly.
3. Keep assembly area clean and well-lit.
4. Keep bystanders out of the area during assembly.
5. Do not assemble when tired or when under the influence of alcohol, drugs or medication.
6. The product capabilities apply to properly and completely assembled products only.
7. Assemble on a flat, level, hard and smooth surface capable of safely supporting the acrylic table.

# **USE PRECAUTIONS**

## **TO PREVENT SERIOUS INJURY AND DEATH FROM TIPPING:**

1. This product is not a toy. Do not allow children to play with or approach this item.
2. Use as intended only. Do not sit or stand on the table.
3. Inspect before every use. Do not use it if parts are loose or damaged.
4. Use only on flat, level, and hard surfaces.








# ASSEMBLY INSTRUCTIONS

For additional information regarding the parts listed in the following pages, refer to the Assembly Diagram of this manual. Unwrap and separate all parts on a clear work area.

## TECHNICAL SPECIFICATIONS

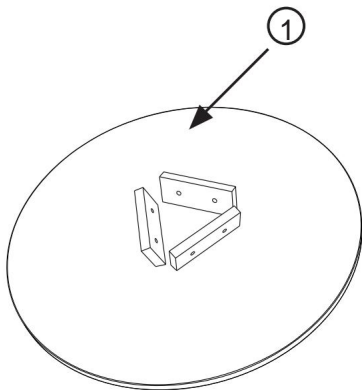
Model	YKB002
Main Material	PMMA
Color	Colorful
Product Dimensions (LxWxH)	φ450*480 mm
Packing Size (LxWxH)	530*530*130 mm
Net Weight (kg)	4,25
Gross Weight (kg)	5,64

## PACKAGE CONTENTS

①		1 PCS
②-④		3PCS
⑤		6PCS
⑥		1PCS
⑦		3PCS

# ASSEMBLY STEPS

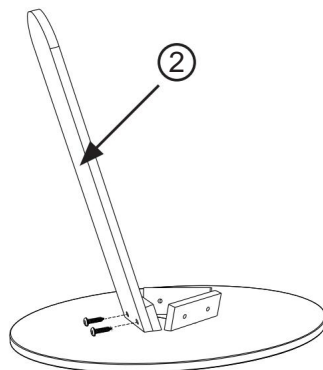
1



2

M6\*25 screws

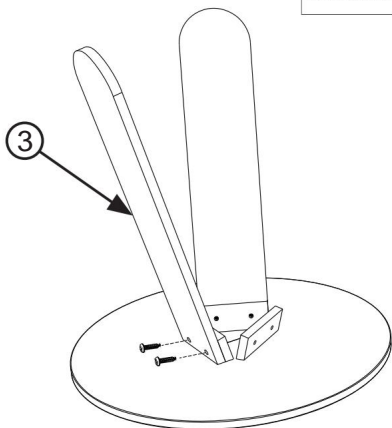
2



3

M6\*25 screws

2



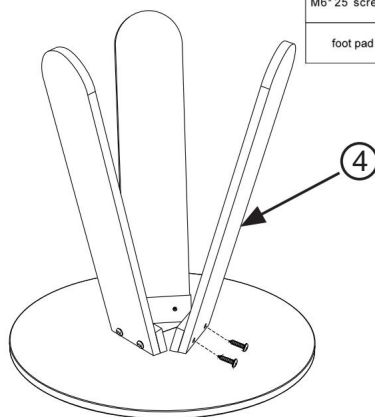
4

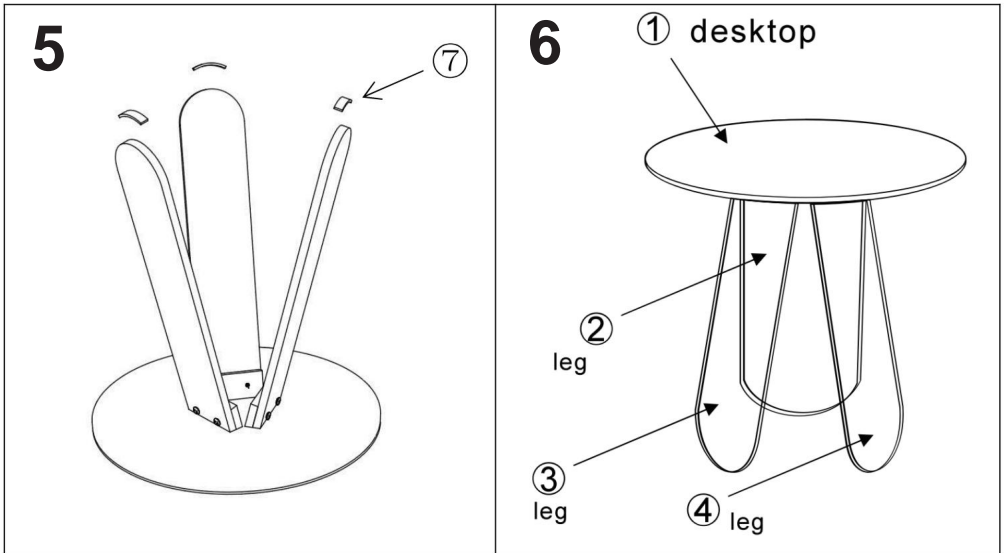
M6\*25 screws

2

foot pad

3





## COMPLETION



Tillverkare: Shanghaimuxinmuyeyouxiangongsi

Adress: Shuangchenglu 803nong11hao1602A-1609shi, baoshanqu, shanghai 200000 CN.

Importerad till AUS: SIHAO PTY LTD. 1 ROKEVA STREETEASTWOOD NSW 2122 Australien

Importerad till USA: Sanven Technology Ltd. Suite 250, 9166 Anaheim Place, Rancho Cucamonga, CA 91730



E-CrossStu GmbH  
Mainzer Landstr.69,  
60329 Frankfurt am Main.



YH CONSULTING LIMITED.  
C/O YH Consulting Limited Office 147, Centurion  
House, London Road, Staines-upon-  
Thames, Surrey, TW18 4AX

# **VEVOR<sup>®</sup>**

**TOUGH TOOLS, HALF PRICE**

Teknisk support och e-garanticertifikat  
[www.vevor.com/support](http://www.vevor.com/support)