

# Super Bass Extreme Ultra

PROFESSIONAL AUDIO / HI-FI & HOME CINEMA / PUBLIC SPACES



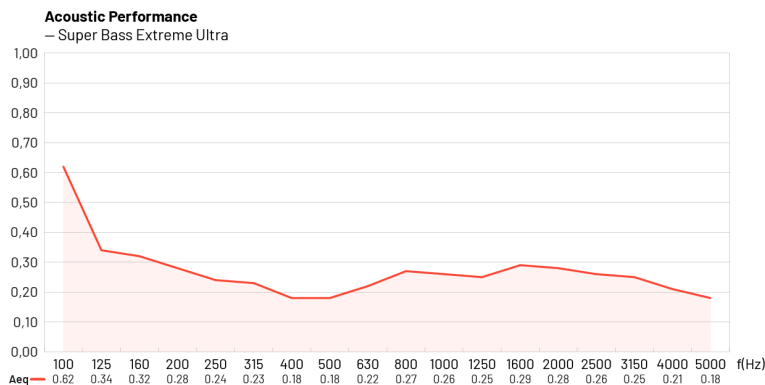
## Description

Optimized for corner mounting, Super Bass Extreme's elegant wooden front is based on Vicoustic's flagship Wave Wood panel. Designed to provide effective low frequency absorption between 60-125 Hz, it delivers maximum effectiveness between 75 -100Hz. The wooden front panel has two functions, providing sufficient mid-high frequency absorption to control corner reflections without deadening the sound, while simultaneously acting as a diffuser.

When porous materials such as foam are applied to corners or walls, they become less efficient in dealing with low frequencies, because the particle velocity or air movement associated with long wavelengths is low. However, the sound pressure is at its maximum and Super Bass Extreme's internal membrane transforms this high pressure fluctuations into air motion. The membrane sympathetically vibrates over a frequency range of 75-100 Hz, causing the air to pass through a layer of high-density foam that absorbs the low frequencies.











Super Bass Extreme is highly recommended for smaller rooms with low frequency issues. The panel can be used in different corner positions and its modular structure allows further units to be added as required.

## Performance



## Available Finishes\*

### Melamine

	Black Glossy U999HG		Dark Wenge H1116
	Black Mate U999PM		Brown Oak H1399
	White Glossy W1000HG		Locarno Cherry H1636
	White Mate W1000PM		Natural Oak H3395
	Metallic Copper F570		Metallic Gold F571

\* Different batches may show a color variation

## Dimensions\*\*

Each panel: 595 x 595 x 155 mm\* / 23.4" x 23.4" x 6.1"

\*\* For each panel. Please notice that the dimensions of these panels have a tolerance of +/- 2mm

## Packing Information

**Units per box:** 2

**Box:** 675 X 375 X 630mm / 26.6" x 14.8" x 24.8"

**Box Gross Weight:** 21,4kg / 47,2lb

## Technical Information

**Material:** VicPET Wool, MDF, Melamine

### Fire Rating:

- Europe: N/A
- USA: N/A

**Installation:** VicFix J Profile (included), Flexi Glue Ultra or Manually assembled - no tools required

## More information:

[www.vicoustic.com/products/super-bass-extreme-ultra](http://www.vicoustic.com/products/super-bass-extreme-ultra)

V2-Apr.20