

Language order:

English

French

German

Italian

Spanish

Polish

Dutch

Swedishf

VEVOR[®]

TOUGH TOOLS, HALF PRICE

Technical Support and E-Warranty Certificate <https://www.vevor.com/support>

ACRYLIC TABLE USER MANUAL

We continue to be committed to provide you tools with competitive price.

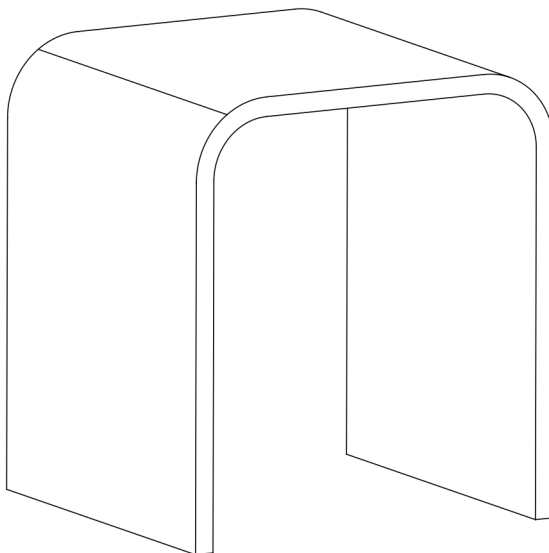
"Save Half", "Half Price" or any other similar expressions used by us only represents an estimate of savings you might benefit from buying certain tools with us compared to the major top brands and does not necessarily mean to cover all categories of tools offered by us. You are kindly reminded to verify carefully when you are placing an order with us if you are actually saving half in comparison with the top major brands.

VEVOR®

TOUGH TOOLS, HALF PRICE

Acrylic Table

MODEL NO.: YKB001U, YKB002U, YKB003U, YKB004U



NEED HELP? CONTACT US!

Have product questions? Need technical support? Please feel free to contact us:

Technical Support and E-Warranty Certificate

www.vevor.com/support

This is the original instruction, please read all manual instructions carefully before operating. VEVOR reserves a clear interpretation of our user manual. The appearance of the product shall be subject to the product you received. Please forgive us that we won't inform you again if there are any technology or software updates on our product.



WARNING:

Please read this manual carefully before using the product. Failure to do so may result in serious injury. SAVE THIS MANUAL

ASSEMBLY PRECAUTIONS

1. Assemble only according to these instructions. Improper assembly can create hazards.
2. Wear ANSI-approved safety goggles and heavy-duty work gloves during assembly.
3. Keep assembly area clean and well-lit.
4. Keep bystanders out of the area during assembly.
5. Do not assemble when tired or when under the influence of alcohol, drugs or medication.
6. The product capabilities apply to properly and completely assembled products only.
7. Assemble on a flat, level, hard and smooth surface capable of safely supporting the acrylic table.

USE PRECAUTIONS

TO PREVENT SERIOUS INJURY AND DEATH FROM TIPPING:

1. This product is not a toy. Do not allow children to play with or approach this item.
2. Use as intended only. Do not sit or stand on the table.
3. Inspect before every use. Do not use it if parts are loose or damaged.
4. Use only on flat, level, and hard surfaces.

ASSEMBLY INSTRUCTIONS

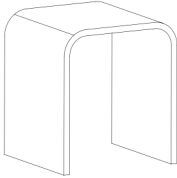

For additional information regarding the parts listed in the following pages, refer to the Assembly Diagram of this manual. Unwrap and separate all parts on a clear work area.

YKB001U, YKB002U, YKB003U, YKB004U

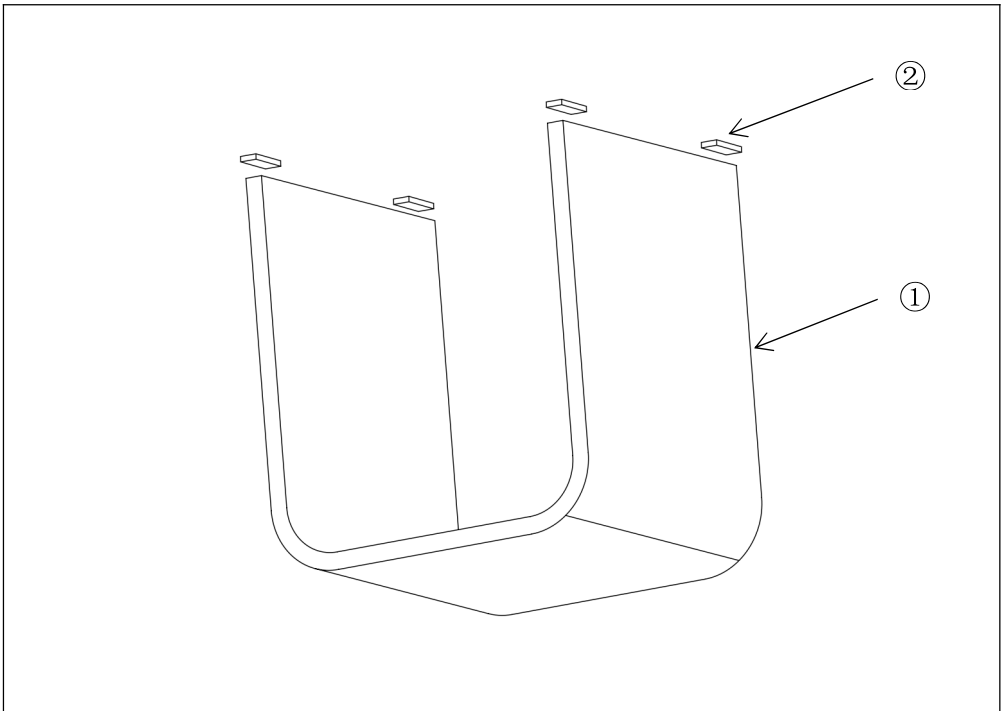
TECHNICAL SPECIFICATIONS

Model	YKB001U	YKB002U	YKB003U	YKB004U
Main Material	PMMA	PMMA	PMMA	PMMA
Color	Transparent	Transparent	Transparent	Transparent
Product Dimensions (LxWxH)	415*305*460 mm	415*305*460 mm	813*401*414 mm	970*381*744 mm
Packing Size (LxWxH)	415*305*460 mm	415*305*460 mm	813*401*414 mm	970*381*744 mm
Net Weight (kg)	7.83	15.5	14.14	20.2
Gross Weight (kg)	10.29	18.6	17.4	26

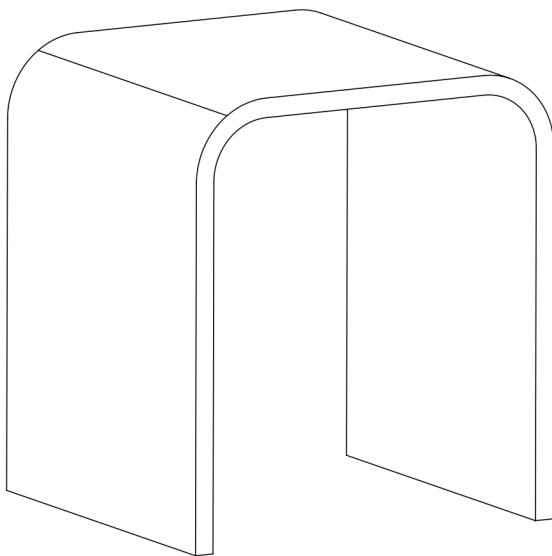
PACKAGE CONTENTS

①		1 PCS	JYFE-001S JYFE-002S JYFT-003M JYFT-004B
②		4 PCS	JYFT-003M JYFT-004B

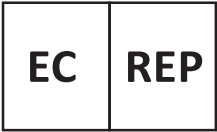
ASSEMBLY STEPS



COMPLETION



Manufacturer: Shanghaimuxinmuyeyouxiangongsi
Address: Shuangchenglu 803nong11hao1602A-1609shi, baoshanqu, shanghai 200000 CN.
Imported to AUS: SIHAO PTY LTD. 1 ROKEVA STREETEASTWOOD NSW 2122 Australia
Imported to USA: Sanven Technology Ltd. Suite 250, 9166 Anaheim Place, Rancho Cucamonga, CA 91730



E-CrossStu GmbH
Mainzer Landstr.69,
60329 Frankfurt am Main.



YH CONSULTING LIMITED.
C/O YH Consulting Limited Office 147,
Centurion House, London Road,
Staines-upon-Thames, Surrey, TW18 4AX

VEVOR[®]

TOUGH TOOLS, HALF PRICE

Technical Support and E-Warranty Certificate

www.vevor.com/support



Technical Support and E-Warranty Certificate <https://www.vevor.com/support>

ACRYLIC TABLE USER MANUAL

We continue to be committed to provide you tools with competitive price.

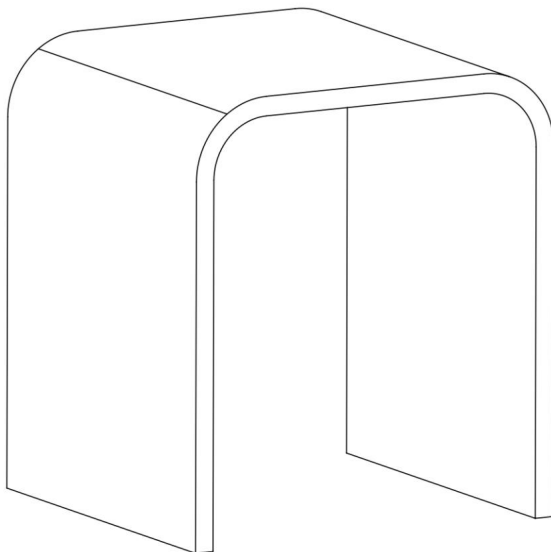
"Save Half", "Half Price" or any other similar expressions used by us only represents an estimate of savings you might benefit from buying certain tools with us compared to the major top brands and does not necessarily mean to cover all categories of tools offered by us. You are kindly reminded to verify carefully when you are placing an order with us if you are actually saving half in comparison with the top major brands.

VEVOR[®]

TOUGH TOOLS, HALF PRICE

Acrylic Table

MODEL NO.: YKB001U, YKB002U, YKB003U, YKB004U



NEED HELP? CONTACT US!

Have product questions? Need technical support? Please feel free to contact us:

Technical Support and E-Warranty Certificate

www.vevor.com/support

This is the original instruction, please read all manual instructions carefully before operating. VEVOR reserves a clear interpretation of our user manual. The appearance of the product shall be subject to the product you received. Please forgive us that we won't inform you again if there are any technology or software updates on our product.



WARNING:

Please read this manual carefully before using the product. Failure to do so may result in serious injury. SAVE THIS MANUAL

ASSEMBLY PRECAUTIONS

1. Assemble only according to these instructions. Improper assembly can create hazards.
2. Wear ANSI-approved safety goggles and heavy-duty work gloves during assembly.
3. Keep assembly area clean and well-lit.
4. Keep bystanders out of the area during assembly.
5. Do not assemble when tired or when under the influence of alcohol, drugs or medication.
6. The product capabilities apply to properly and completely assembled products only.
7. Assemble on a flat, level, hard and smooth surface capable of safely supporting the acrylic table.

USE PRECAUTIONS

TO PREVENT SERIOUS INJURY AND DEATH FROM TIPPING:

1. This product is not a toy. Do not allow children to play with or approach this item.
2. Use as intended only. Do not sit or stand on the table.
3. Inspect before every use. Do not use it if parts are loose or damaged.
4. Use only on flat, level, and hard surfaces.

ASSEMBLY INSTRUCTIONS

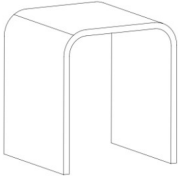

For additional information regarding the parts listed in the following pages, refer to the Assembly Diagram of this manual. Unwrap and separate all parts on a clear work area.

YKB001U, YKB002U, YKB003U, YKB004U

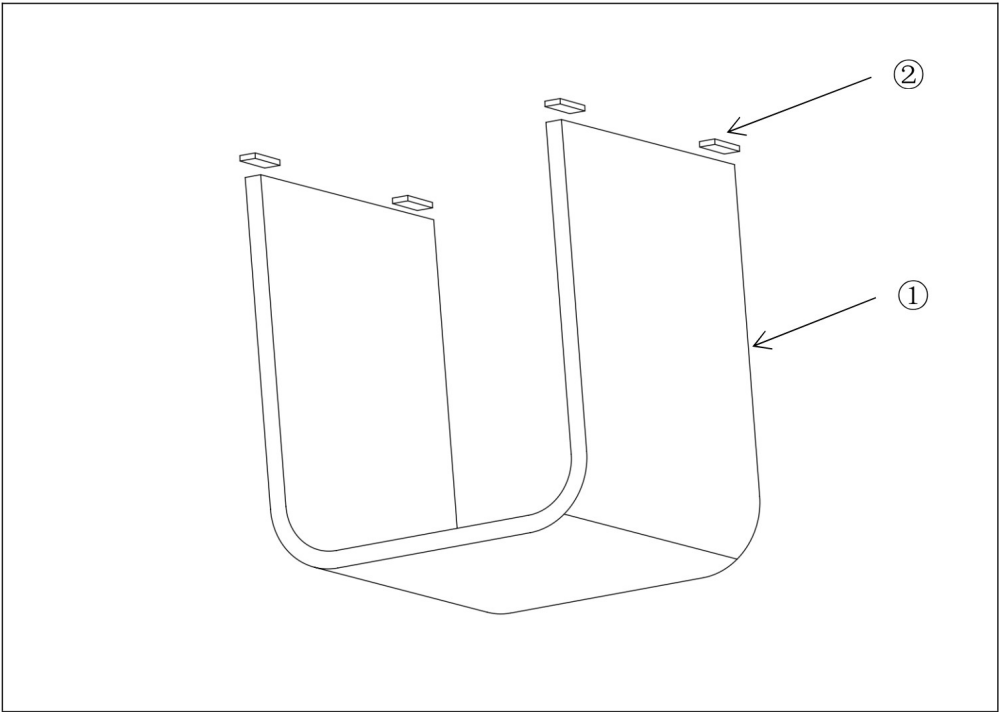
TECHNICAL SPECIFICATIONS

Model	YKB001U	YKB002U YKB003U YKB004U		
Main Material	PMMA	PMMA	PMMA	PMMA
Color	Transparent	Transparent	Transparent	Transparent
Product Dimensions (LxWxH)	415*305*460 mm	415*305*460 mm	813*401*414 mm	970*381*744 mm
Packing Size (LxWxH)	415*305*460 mm	415*305*460 mm	813*401*414 mm	970*381*744 mm
Net Weight (kg)	7.83	15,5	14.14	20.2
Gross Weight (kg)	10.29	18.6	17.4	26

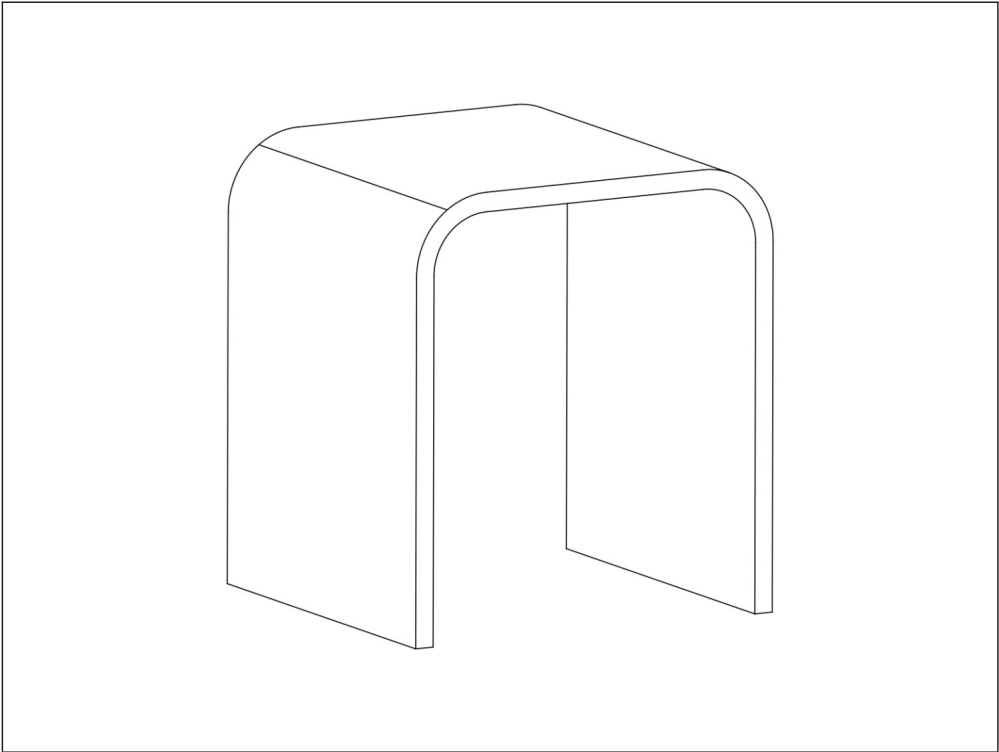
PACKAGE CONTENTS

①		1 PCS	JYFE-001S JYFE-002S JYFT-003M JYFT-004B
②		4 PCS	JYFT-003M JYFT-004B

ASSEMBLY STEPS



COMPLETION



Manufacturer: Shanghaimuxinmuyeyouxiangongsi

Address: Shuangchenglu 803nong11hao1602A-1609shi, baoshanqu, shanghai
200000 CN.

Imported to AUS: SIHAO PTY LTD. 1 ROKEVA STREETEASTWOOD NSW 2122
Australia

Imported to USA: Sanven Technology Ltd. Suite 250, 9166 Anaheim Place,
Rancho Cucamonga, CA 91730



E-CrossStu GmbH
Mainzer Landstr.69,
60329 Francfort-sur-le-Main.



YH CONSULTING LIMITED.
C/O YH Consulting Limited Office 147,
Centurion House, London Road,
Staines-upon-Thames, Surrey, TW18 4AX

VEVOR[®]

TOUGH TOOLS, HALF PRICE

Technical Support and E-Warranty Certificate

www.vevor.com/support



Technical Support and E-Warranty Certificate <https://www.vevor.com/support>

ACRYLIC TABLE USER MANUAL

We continue to be committed to provide you tools with competitive price.

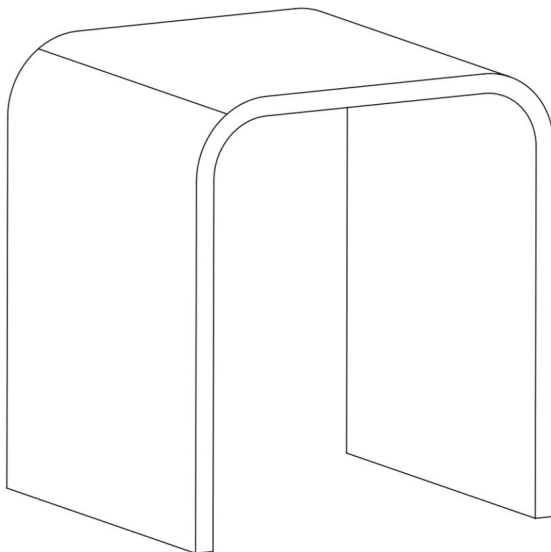
"Save Half", "Half Price" or any other similar expressions used by us only represents an estimate of savings you might benefit from buying certain tools with us compared to the major top brands and does not necessarily mean to cover all categories of tools offered by us. You are kindly reminded to verify carefully when you are placing an order with us if you are actually saving half in comparison with the top major brands.

VEVOR®

TOUGH TOOLS, HALF PRICE

Acrylic Table

MODEL NO.: YKB001U, YKB002U, YKB003U, YKB004U



NEED HELP? CONTACT US!

Have product questions? Need technical support? Please feel free to contact us:

Technical Support and E-Warranty Certificate

www.vevor.com/support

This is the original instruction, please read all manual instructions carefully before operating. VEVOR reserves a clear interpretation of our user manual. The appearance of the product shall be subject to the product you received. Please forgive us that we won't inform you again if there are any technology or software updates on our product.



WARNING:

Please read this manual carefully before using the product. Failure to do so may result in serious injury. SAVE THIS MANUAL

ASSEMBLY PRECAUTIONS

1. Assemble only according to these instructions. Improper assembly can create hazards.
2. Wear ANSI-approved safety goggles and heavy-duty work gloves during assembly.
3. Keep assembly area clean and well-lit.
4. Keep bystanders out of the area during assembly.
5. Do not assemble when tired or when under the influence of alcohol, drugs or medication.
6. The product capabilities apply to properly and completely assembled products only.
7. Assemble on a flat, level, hard and smooth surface capable of safely supporting the acrylic table.

USE PRECAUTIONS

TO PREVENT SERIOUS INJURY AND DEATH FROM TIPPING:

1. This product is not a toy. Do not allow children to play with or approach this item.
2. Use as intended only. Do not sit or stand on the table.
3. Inspect before every use. Do not use it if parts are loose or damaged.
4. Use only on flat, level, and hard surfaces.

ASSEMBLY INSTRUCTIONS

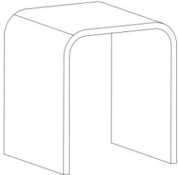

For additional information regarding the parts listed in the following pages, refer to the Assembly Diagram of this manual. Unwrap and separate all parts on a clear work area.

YKB001U, YKB002U, YKB003U, YKB004U

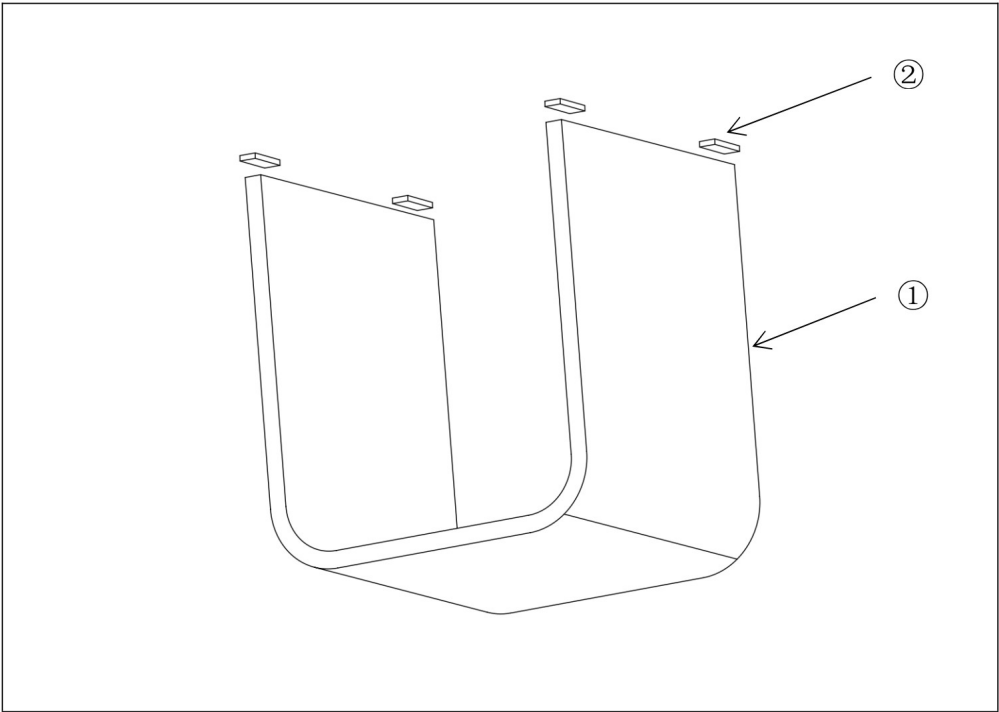
TECHNICAL SPECIFICATIONS

Model	YKB001U	YKB002U	YKB003U	YKB004U
Main Material	PMMA	PMMA	PMMA	PMMA
Color	Transparent	Transparent	Transparent	Transparent
Product Dimensions (LxWxH)	415*305*460 mm	415*305*460 mm	813*401*414 mm	970*381*744 mm
Packing Size (LxWxH)	415*305*460 mm	415*305*460 mm	813*401*414 mm	970*381*744 mm
Net Weight (kg)	7,83	15.5	14.14	20.2
Gross Weight (kg)	10.29	18,6	17.4	26

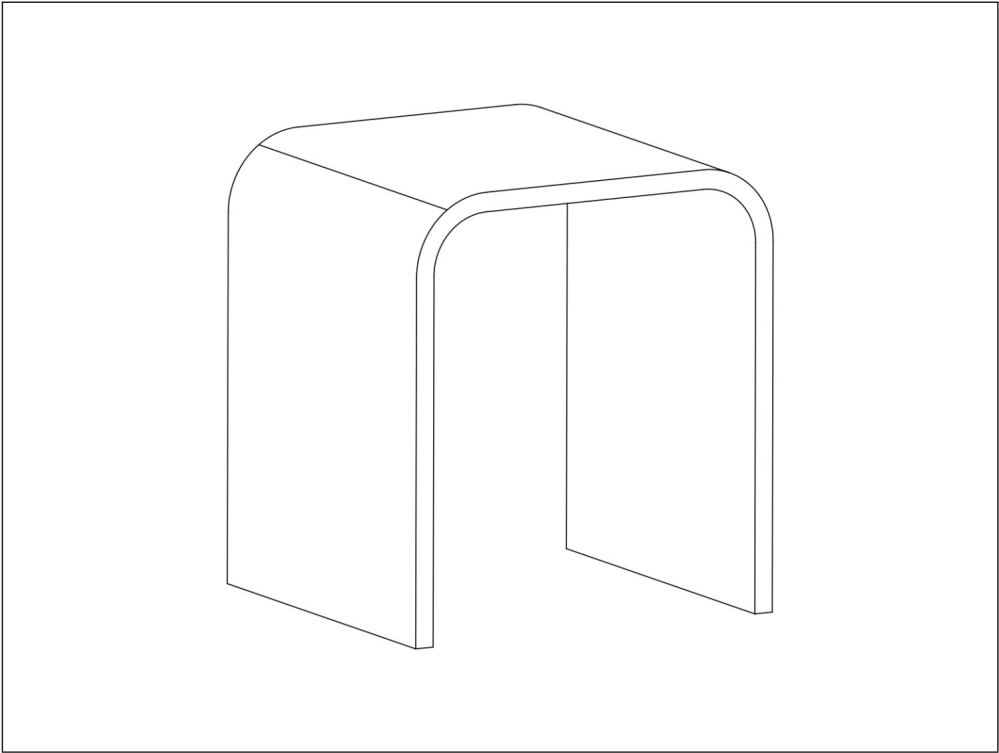
PACKAGE CONTENTS

①		1 PCS	JYFE-001S JYFE-002S JYFT-003M JYFT-004B
②		4 PCS	JYFT-003M JYFT-004B

ASSEMBLY STEPS



COMPLETION



Manufacturer: Shanghaimuxinmuyeyouxiangongsi

Address: Shuangchenglu 803nong11hao1602A-1609shi, baoshanqu, shanghai
200000 CN.

Imported to AUS: SIHAO PTY LTD. 1 ROKEVA STREETEASTWOOD NSW 2122
Australia

Imported to USA: Sanven Technology Ltd. Suite 250, 9166 Anaheim Place,
Rancho Cucamonga, CA 91730



E-CrossStu GmbH
Mainzer Landstr.69,
60329 Frankfurt am Main.



YH CONSULTING LIMITED.
C/O YH Consulting Limited Office 147,
Centurion House, London Road,
Staines-upon-Thames, Surrey, TW18 4AX

VEVOR[®]

TOUGH TOOLS, HALF PRICE

Technical Support and E-Warranty Certificate

www.vevor.com/support



Technical Support and E-Warranty Certificate <https://www.vevor.com/support>

ACRYLIC TABLE USER MANUAL

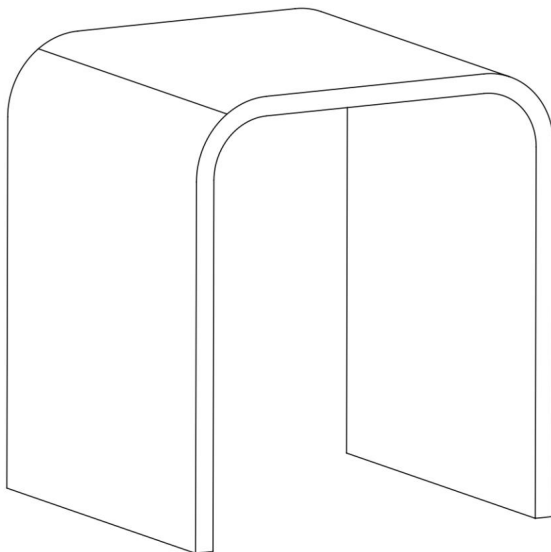
We continue to be committed to provide you tools with competitive price.

"Save Half", "Half Price" or any other similar expressions used by us only represents an estimate of savings you might benefit from buying certain tools with us compared to the major top brands and does not necessarily mean to cover all categories of tools offered by us. You are kindly reminded to verify carefully when you are placing an order with us if you are actually saving half in comparison with the top major brands.

VEVOR®
TOUGH TOOLS, HALF PRICE

Acrylic Table

MODEL NO.: Modello YKB001U, YKB002U, YKB003U, YKB004U



NEED HELP? CONTACT US!

Have product questions? Need technical support? Please feel free to contact us:

Technical Support and E-Warranty Certificate
www.vevor.com/support

This is the original instruction, please read all manual instructions carefully before operating. VEVOR reserves a clear interpretation of our user manual. The appearance of the product shall be subject to the product you received. Please forgive us that we won't inform you again if there are any technology or software updates on our product.



WARNING:

Please read this manual carefully before using the product. Failure to do so may result in serious injury. SAVE THIS MANUAL

ASSEMBLY PRECAUTIONS

1. Assemble only according to these instructions. Improper assembly can create hazards.
2. Wear ANSI-approved safety goggles and heavy-duty work gloves during assembly.
3. Keep assembly area clean and well-lit.
4. Keep bystanders out of the area during assembly.
5. Do not assemble when tired or when under the influence of alcohol, drugs or medication.
6. The product capabilities apply to properly and completely assembled products only.
7. Assemble on a flat, level, hard and smooth surface capable of safely supporting the acrylic table.

USE PRECAUTIONS

TO PREVENT SERIOUS INJURY AND DEATH FROM TIPPING:

1. This product is not a toy. Do not allow children to play with or approach this item.
2. Use as intended only. Do not sit or stand on the table.
3. Inspect before every use. Do not use it if parts are loose or damaged.
4. Use only on flat, level, and hard surfaces.

ASSEMBLY INSTRUCTIONS

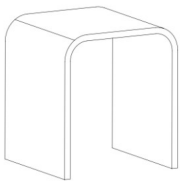

For additional information regarding the parts listed in the following pages, refer to the Assembly Diagram of this manual. Unwrap and separate all parts on a clear work area.

Modello YKB001U, YKB002U, YKB003U, YKB004U

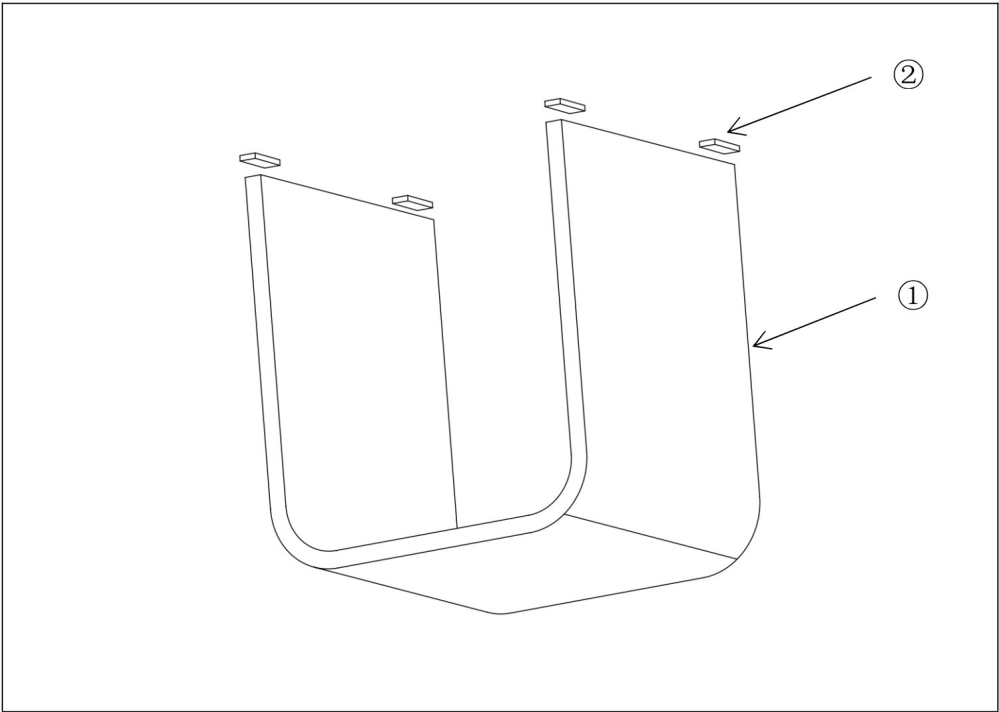
TECHNICAL SPECIFICATIONS

Model	Codice articolo: YKB001U	Modello YKB002U	Modello YKB003U	Modello YKB004U
Main Material	PMMA	PMMA	PMMA	PMMA
Color	Transparent	Transparent	Transparent	Transparent
Product Dimensions (LxWxH)	415*305*460 mm	415*305*460 mm	813*401*414 mm	970*381*744 mm
Packing Size (LxWxH)	Dimensioni: 415*305*460 mm	Dimensioni: 415*305*460 mm	Numero di serie: 813*401*414 mm	Dimensioni: 970*381*744 mm
Net Weight (kg)	7.83	15.5	14.14	20.2
Gross Weight (kg)	10.29	18.6	17.4	26

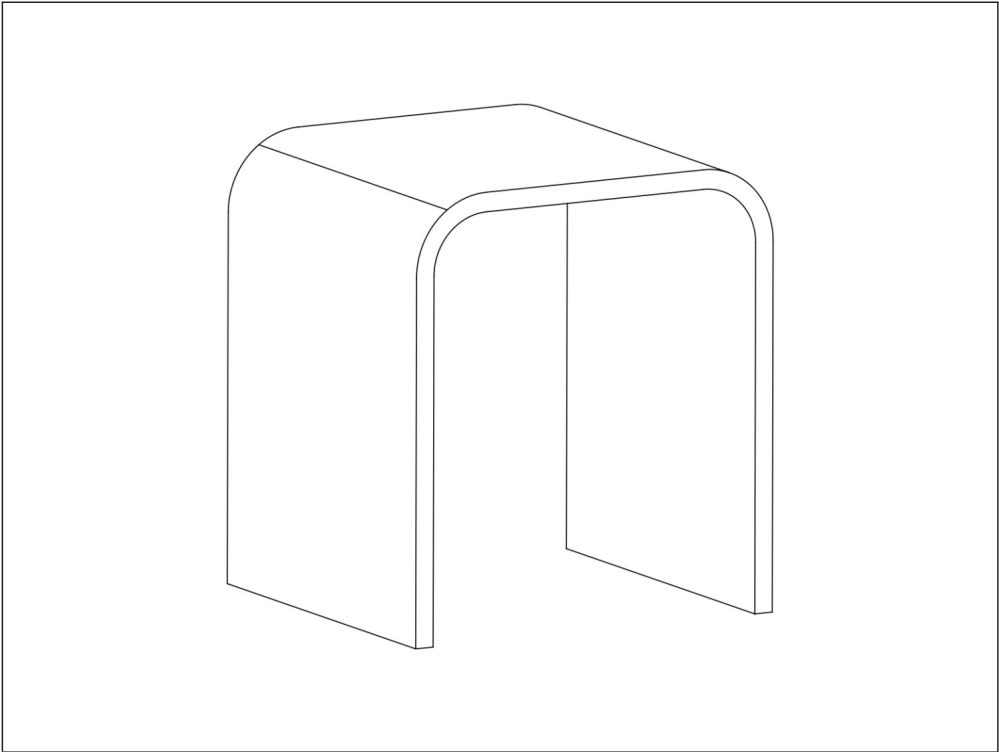
PACKAGE CONTENTS

①		1 PCS	JYFE-001S JYFE-002S JYFT-003M JYFT-004B
②		4 PCS	JYFT-003M JYFT-004B

ASSEMBLY STEPS



COMPLETION



Manufacturer: Shanghaimuxinmuyeyouxiangongsi

Address: Shuangchenglu 803nong11hao1602A-1609shi, baoshanqu, shanghai
200000 CN.

Imported to AUS: SIHAO PTY LTD. 1 ROKEVA STREETEASTWOOD NSW 2122
Australia

Imported to USA: Sanven Technology Ltd. Suite 250, 9166 Anaheim Place,
Rancho Cucamonga, CA 91730



E-CrossStu GmbH
Mainzer Landstr.69,
60329 Francoforte sul Meno.



YH CONSULTING LIMITED.
C/O YH Consulting Limited Office 147,
Centurion House, London Road,
Staines-upon-Thames, Surrey, TW18 4AX

VEVOR[®]

TOUGH TOOLS, HALF PRICE

Technical Support and E-Warranty Certificate

www.vevor.com/support



Technical Support and E-Warranty Certificate <https://www.vevor.com/support>

ACRYLIC TABLE USER MANUAL

We continue to be committed to provide you tools with competitive price.

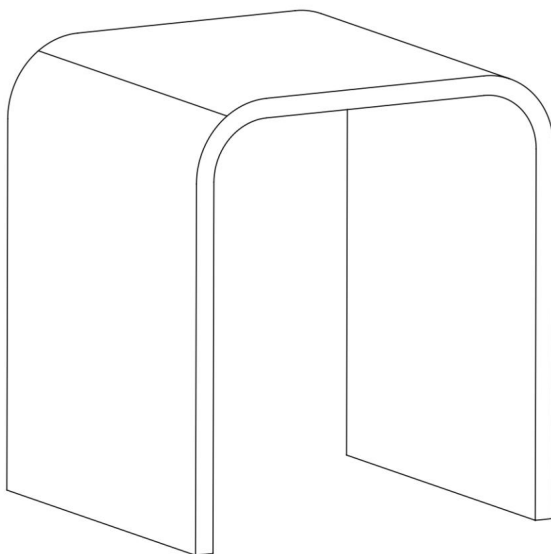
"Save Half", "Half Price" or any other similar expressions used by us only represents an estimate of savings you might benefit from buying certain tools with us compared to the major top brands and does not necessarily mean to cover all categories of tools offered by us. You are kindly reminded to verify carefully when you are placing an order with us if you are actually saving half in comparison with the top major brands.

VEVOR[®]

TOUGH TOOLS, HALF PRICE

Acrylic Table

MODEL NO.: YKB001U, YKB002U, YKB003U, YKB004U



NEED HELP? CONTACT US!

Have product questions? Need technical support? Please feel free to contact us:

Technical Support and E-Warranty Certificate

www.vevor.com/support

This is the original instruction, please read all manual instructions carefully before operating. VEVOR reserves a clear interpretation of our user manual. The appearance of the product shall be subject to the product you received. Please forgive us that we won't inform you again if there are any technology or software updates on our product.



WARNING:

Please read this manual carefully before using the product. Failure to do so may result in serious injury. SAVE THIS MANUAL

ASSEMBLY PRECAUTIONS

1. Assemble only according to these instructions. Improper assembly can create hazards.
2. Wear ANSI-approved safety goggles and heavy-duty work gloves during assembly.
3. Keep assembly area clean and well-lit.
4. Keep bystanders out of the area during assembly.
5. Do not assemble when tired or when under the influence of alcohol, drugs or medication.
6. The product capabilities apply to properly and completely assembled products only.
7. Assemble on a flat, level, hard and smooth surface capable of safely supporting the acrylic table.

USE PRECAUTIONS

TO PREVENT SERIOUS INJURY AND DEATH FROM TIPPING:

1. This product is not a toy. Do not allow children to play with or approach this item.
2. Use as intended only. Do not sit or stand on the table.
3. Inspect before every use. Do not use it if parts are loose or damaged.
4. Use only on flat, level, and hard surfaces.

ASSEMBLY INSTRUCTIONS

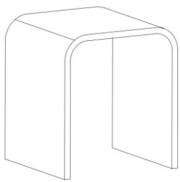

For additional information regarding the parts listed in the following pages, refer to the Assembly Diagram of this manual. Unwrap and separate all parts on a clear work area.

YKB001U, YKB002U, YKB003U, YKB004U

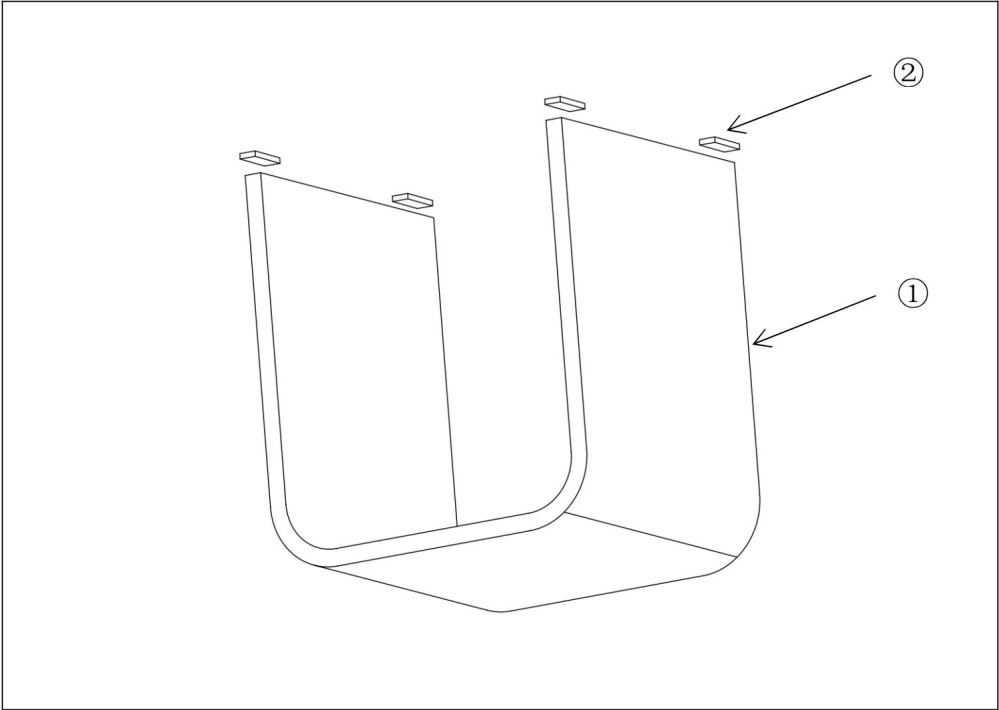
TECHNICAL SPECIFICATIONS

Model	YKB001U	YKB002U	YKB003U	YKB004U
Main Material	PMMA	PMMA	PMMA	PMMA
Color	Transparent	Transparent	Transparent	Transparent
Product Dimensions (LxWxH)	415*305*460 mm	415*305*460 mm	813*401*414 mm	970*381*744 mm
Packing Size (LxWxH)	415*305*460 mm	415*305*460 mm	813*401*414 mm	970*381*744 mm
Net Weight (kg)	7.83	15.5	14.14	20.2
Gross Weight (kg)	10.29	18.6	17.4	26

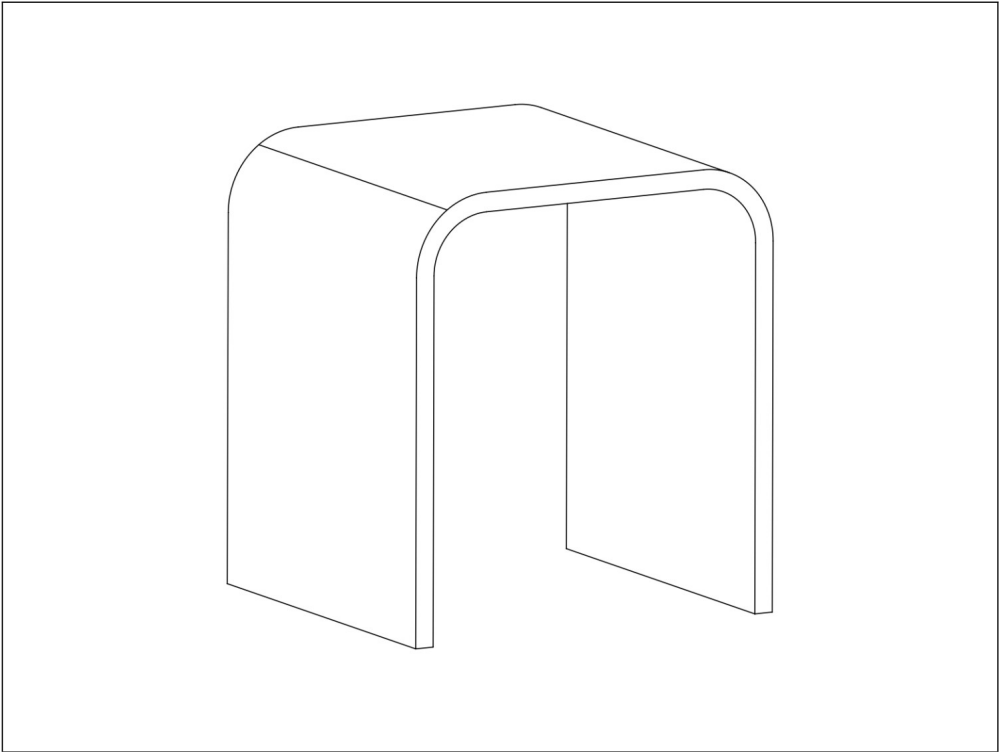
PACKAGE CONTENTS

①		1 PCS	JYFE-001S JYFE-002S JYFT-003M JYFT-004B
②		4 PCS	JYFT-003M JYFT-004B

ASSEMBLY STEPS



COMPLETION



Manufacturer: Shanghaimuxinmuyeyouxiangongsi

Address: Shuangchenglu 803nong11hao1602A-1609shi, baoshanqu, shanghai
200000 CN.

Imported to AUS: SIHAO PTY LTD. 1 ROKEVA STREETEASTWOOD NSW 2122
Australia

Imported to USA: Sanven Technology Ltd. Suite 250, 9166 Anaheim Place,
Rancho Cucamonga, CA 91730



E-CrossStu GmbH
Mainzer Landstr.69, 60329
Fráncfort del Meno.



YH CONSULTING LIMITED.
C/O YH Consulting Limited Office 147,
Centurion House, London Road,
Staines-upon-Thames, Surrey, TW18 4A

VEVOR[®]

TOUGH TOOLS, HALF PRICE

Technical Support and E-Warranty Certificate

www.vevor.com/support



Technical Support and E-Warranty Certificate <https://www.vevor.com/support>

ACRYLIC TABLE USER MANUAL

We continue to be committed to provide you tools with competitive price.

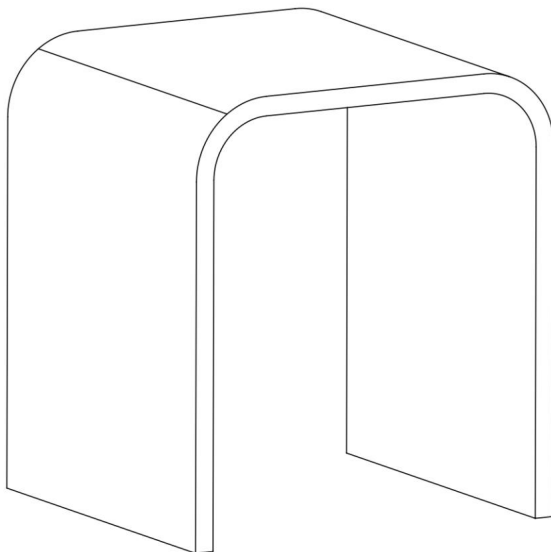
"Save Half", "Half Price" or any other similar expressions used by us only represents an estimate of savings you might benefit from buying certain tools with us compared to the major top brands and does not necessarily mean to cover all categories of tools offered by us. You are kindly reminded to verify carefully when you are placing an order with us if you are actually saving half in comparison with the top major brands.

VEVOR®

TOUGH TOOLS, HALF PRICE

Acrylic Table

MODEL NO.: YKB001U, YKB002U, YKB003U, YKB004U



NEED HELP? CONTACT US!

Have product questions? Need technical support? Please feel free to contact us:

Technical Support and E-Warranty Certificate

www.vevor.com/support

This is the original instruction, please read all manual instructions carefully before operating. VEVOR reserves a clear interpretation of our user manual. The appearance of the product shall be subject to the product you received. Please forgive us that we won't inform you again if there are any technology or software updates on our product.



WARNING:

Please read this manual carefully before using the product. Failure to do so may result in serious injury. SAVE THIS MANUAL

ASSEMBLY PRECAUTIONS

1. Assemble only according to these instructions. Improper assembly can create hazards.
2. Wear ANSI-approved safety goggles and heavy-duty work gloves during assembly.
3. Keep assembly area clean and well-lit.
4. Keep bystanders out of the area during assembly.
5. Do not assemble when tired or when under the influence of alcohol, drugs or medication.
6. The product capabilities apply to properly and completely assembled products only.
7. Assemble on a flat, level, hard and smooth surface capable of safely supporting the acrylic table.

USE PRECAUTIONS

TO PREVENT SERIOUS INJURY AND DEATH FROM TIPPING:

1. This product is not a toy. Do not allow children to play with or approach this item.
2. Use as intended only. Do not sit or stand on the table.
3. Inspect before every use. Do not use it if parts are loose or damaged.
4. Use only on flat, level, and hard surfaces.

ASSEMBLY INSTRUCTIONS

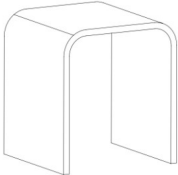

For additional information regarding the parts listed in the following pages, refer to the Assembly Diagram of this manual. Unwrap and separate all parts on a clear work area.

YKB001U, YKB002U, YKB003U, YKB004U

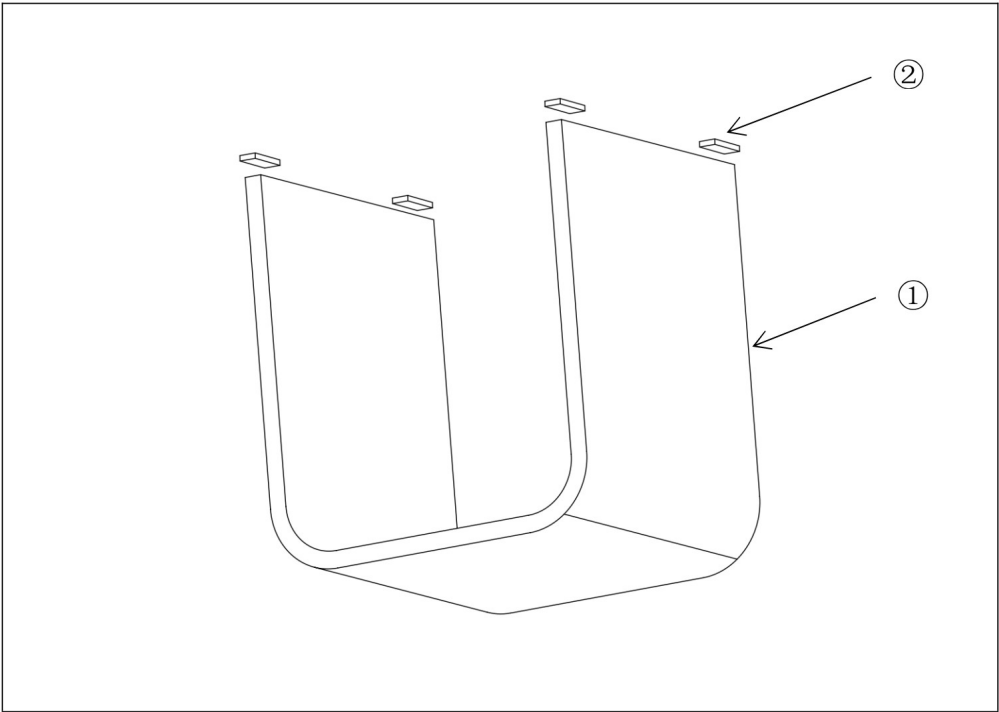
TECHNICAL SPECIFICATIONS

Model	YKB001U	pl		
Main Material	PMMA	PMMA	PMMA	PMMA
Color	Transparent	Transparent	Transparent	Transparent
Product Dimensions (LxWxH)	415*305*460 mm	415*305*460 mm	813*401*414 mm	970*381*744 mm
Packing Size (LxWxH)	415*305*460 mm	415*305*460 mm	813*401*414 mm	970*381*744 mm
Net Weight (kg)	7,83	15,5	14.14	20.2
Gross Weight (kg)	10.29	18.6	17.4	26

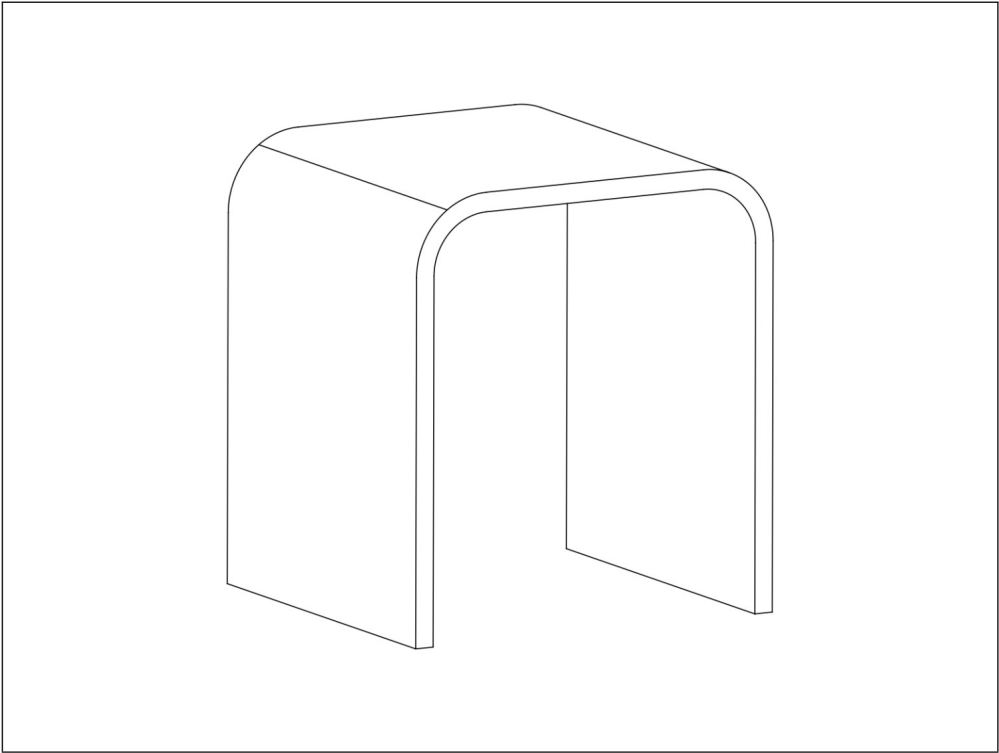
PACKAGE CONTENTS

①		1 PCS	JYFE-001S JYFE-002S JYFT-003M JYFT-004B
②		4 PCS	JYFT-003M JYFT-004B

ASSEMBLY STEPS



COMPLETION



Manufacturer: Shanghaimuxinmuyeyouxiangongsi

Address: Shuangchenglu 803nong11hao1602A-1609shi, baoshanqu, shanghai
200000 CN.

Imported to AUS: SIHAO PTY LTD. 1 ROKEVA STREETEASTWOOD NSW 2122
Australia

Imported to USA: Sanven Technology Ltd. Suite 250, 9166 Anaheim Place,
Rancho Cucamonga, CA 91730



E-CrossStu GmbH
Mainzer Landstr.69,
60329 Frankfurt nad Menem.



YH CONSULTING LIMITED.
C/O YH Consulting Limited Office 147,
Centurion House, London Road,
Staines-upon-Thames, Surrey, TW18 4AX

VEVOR[®]

TOUGH TOOLS, HALF PRICE

Technical Support and E-Warranty Certificate

www.vevor.com/support



Technical Support and E-Warranty Certificate <https://www.vevor.com/support>

ACRYLIC TABLE USER MANUAL

We continue to be committed to provide you tools with competitive price.

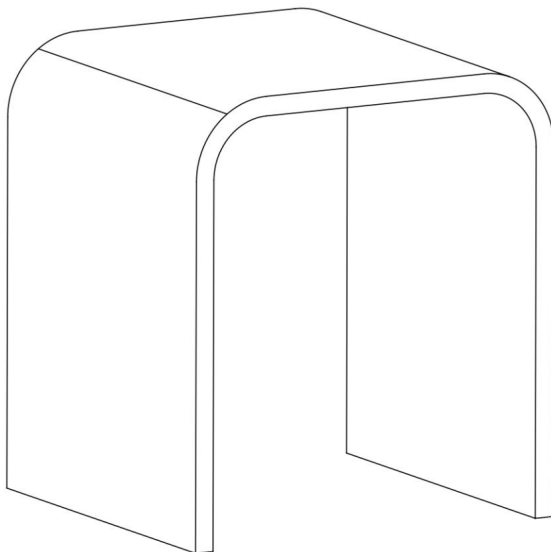
"Save Half", "Half Price" or any other similar expressions used by us only represents an estimate of savings you might benefit from buying certain tools with us compared to the major top brands and does not necessarily mean to cover all categories of tools offered by us. You are kindly reminded to verify carefully when you are placing an order with us if you are actually saving half in comparison with the top major brands.

VEVOR[®]

TOUGH TOOLS, HALF PRICE

Acrylic Table

MODEL NO.: YKB001U, YKB002U, YKB003U, YKB004U



NEED HELP? CONTACT US!

Have product questions? Need technical support? Please feel free to contact us:

Technical Support and E-Warranty Certificate

www.vevor.com/support

This is the original instruction, please read all manual instructions carefully before operating. VEVOR reserves a clear interpretation of our user manual. The appearance of the product shall be subject to the product you received. Please forgive us that we won't inform you again if there are any technology or software updates on our product.



WARNING:

Please read this manual carefully before using the product. Failure to do so may result in serious injury. SAVE THIS MANUAL

ASSEMBLY PRECAUTIONS

1. Assemble only according to these instructions. Improper assembly can create hazards.
2. Wear ANSI-approved safety goggles and heavy-duty work gloves during assembly.
3. Keep assembly area clean and well-lit.
4. Keep bystanders out of the area during assembly.
5. Do not assemble when tired or when under the influence of alcohol, drugs or medication.
6. The product capabilities apply to properly and completely assembled products only.
7. Assemble on a flat, level, hard and smooth surface capable of safely supporting the acrylic table.

USE PRECAUTIONS

TO PREVENT SERIOUS INJURY AND DEATH FROM TIPPING:

1. This product is not a toy. Do not allow children to play with or approach this item.
2. Use as intended only. Do not sit or stand on the table.
3. Inspect before every use. Do not use it if parts are loose or damaged.
4. Use only on flat, level, and hard surfaces.

ASSEMBLY INSTRUCTIONS

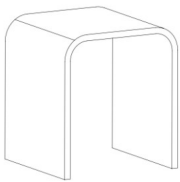

For additional information regarding the parts listed in the following pages, refer to the Assembly Diagram of this manual. Unwrap and separate all parts on a clear work area.

YKB001U, YKB002U, YKB003U, YKB004U

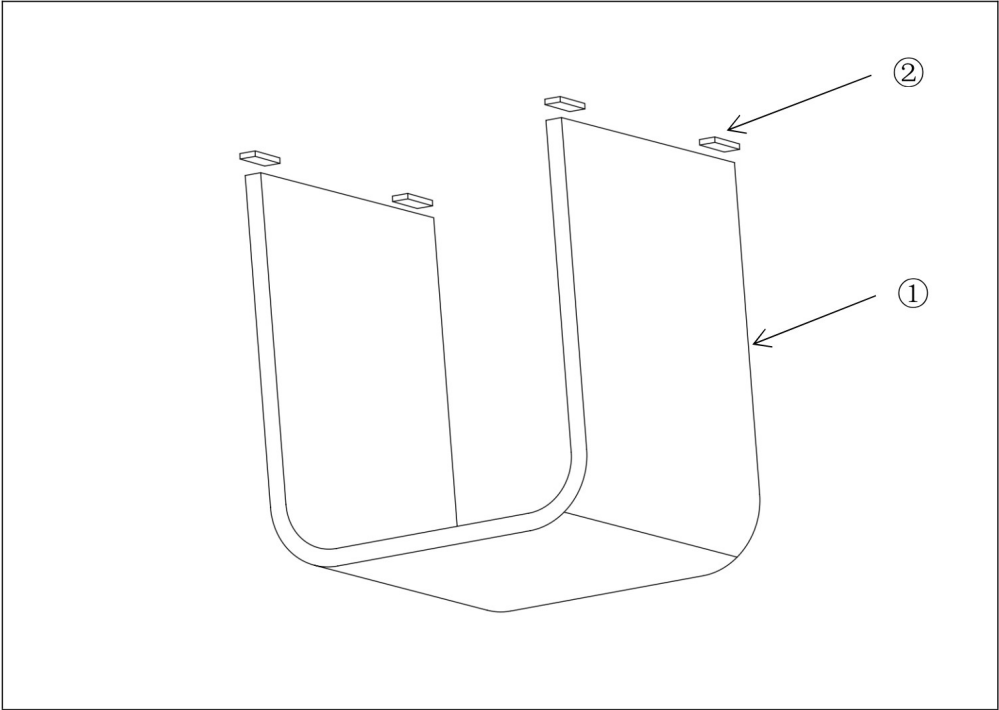
TECHNICAL SPECIFICATIONS

Model	YKB001U	YKB002U	YKB003U	YKB004U
Main Material	PMMA	PMMA	PMMA	PMMA
Color	Transparent	Transparent	Transparent	Transparent
Product Dimensions (LxWxH)	415*305*460 mm	415*305*460 mm	813*401*414 mm	970*381*744 mm
Packing Size (LxWxH)	415*305*460 mm	415*305*460 mm	813*401*414 mm	970*381*744 mm
Net Weight (kg)	7.83	15.5	14.14	20.2
Gross Weight (kg)	10.29	18.6	17.4	26

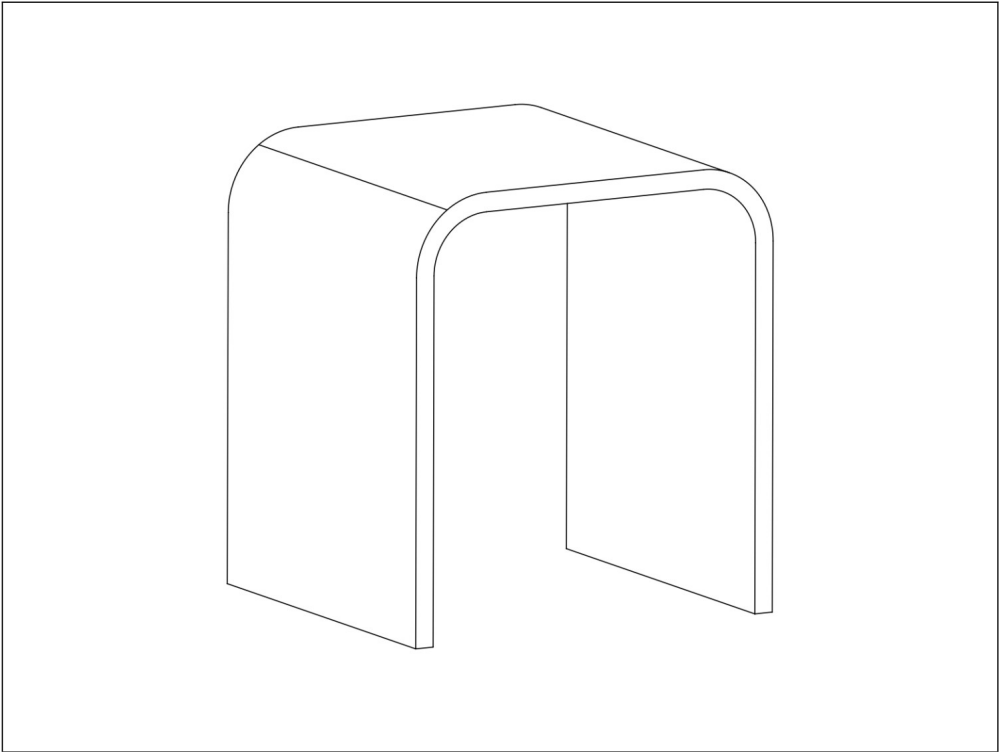
PACKAGE CONTENTS

①		1 PCS	JYFE-001S JYFE-002S JYFT-003M JYFT-004B
②		4 PCS	JYFT-003M JYFT-004B

ASSEMBLY STEPS



COMPLETION



Manufacturer: Shanghaimuxinmuyeyouxiangongsi

Address: Shuangchenglu 803nong11hao1602A-1609shi, baoshanqu, shanghai
200000 CN.

Imported to AUS: SIHAO PTY LTD. 1 ROKEVA STREETEASTWOOD NSW 2122
Australia

Imported to USA: Sanven Technology Ltd. Suite 250, 9166 Anaheim Place,
Rancho Cucamonga, CA 91730



E-CrossStu GmbH
Mainzer Landstr.69,
60329 Frankfurt am Main.



YH CONSULTING LIMITED.
C/O YH Consulting Limited Office 147,
Centurion House, London Road,
Staines-upon-Thames, Surrey, TW18 4AX

VEVOR[®]

TOUGH TOOLS, HALF PRICE

Technical Support and E-Warranty Certificate

www.vevor.com/support



Technical Support and E-Warranty Certificate <https://www.vevor.com/support>

ACRYLIC TABLE USER MANUAL

We continue to be committed to provide you tools with competitive price.

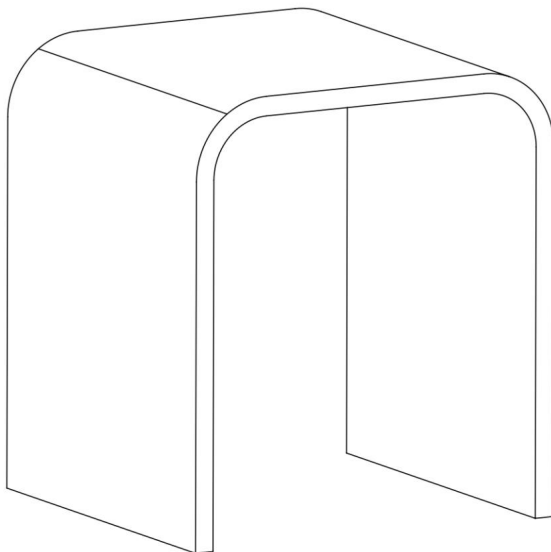
"Save Half", "Half Price" or any other similar expressions used by us only represents an estimate of savings you might benefit from buying certain tools with us compared to the major top brands and does not necessarily mean to cover all categories of tools offered by us. You are kindly reminded to verify carefully when you are placing an order with us if you are actually saving half in comparison with the top major brands.

VEVOR[®]

TOUGH TOOLS, HALF PRICE

Acrylic Table

MODEL NO.: YKB001U, YKB002U, YKB003U, YKB004U



NEED HELP? CONTACT US!

Have product questions? Need technical support? Please feel free to contact us:

Technical Support and E-Warranty Certificate

www.vevor.com/support

This is the original instruction, please read all manual instructions carefully before operating. VEVOR reserves a clear interpretation of our user manual. The appearance of the product shall be subject to the product you received. Please forgive us that we won't inform you again if there are any technology or software updates on our product.



WARNING:

Please read this manual carefully before using the product. Failure to do so may result in serious injury. SAVE THIS MANUAL

ASSEMBLY PRECAUTIONS

1. Assemble only according to these instructions. Improper assembly can create hazards.
2. Wear ANSI-approved safety goggles and heavy-duty work gloves during assembly.
3. Keep assembly area clean and well-lit.
4. Keep bystanders out of the area during assembly.
5. Do not assemble when tired or when under the influence of alcohol, drugs or medication.
6. The product capabilities apply to properly and completely assembled products only.
7. Assemble on a flat, level, hard and smooth surface capable of safely supporting the acrylic table.

USE PRECAUTIONS

TO PREVENT SERIOUS INJURY AND DEATH FROM TIPPING:

1. This product is not a toy. Do not allow children to play with or approach this item.
2. Use as intended only. Do not sit or stand on the table.
3. Inspect before every use. Do not use it if parts are loose or damaged.
4. Use only on flat, level, and hard surfaces.

ASSEMBLY INSTRUCTIONS

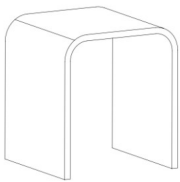

For additional information regarding the parts listed in the following pages, refer to the Assembly Diagram of this manual. Unwrap and separate all parts on a clear work area.

YKB001U, YKB002U, YKB003U, YKB004U

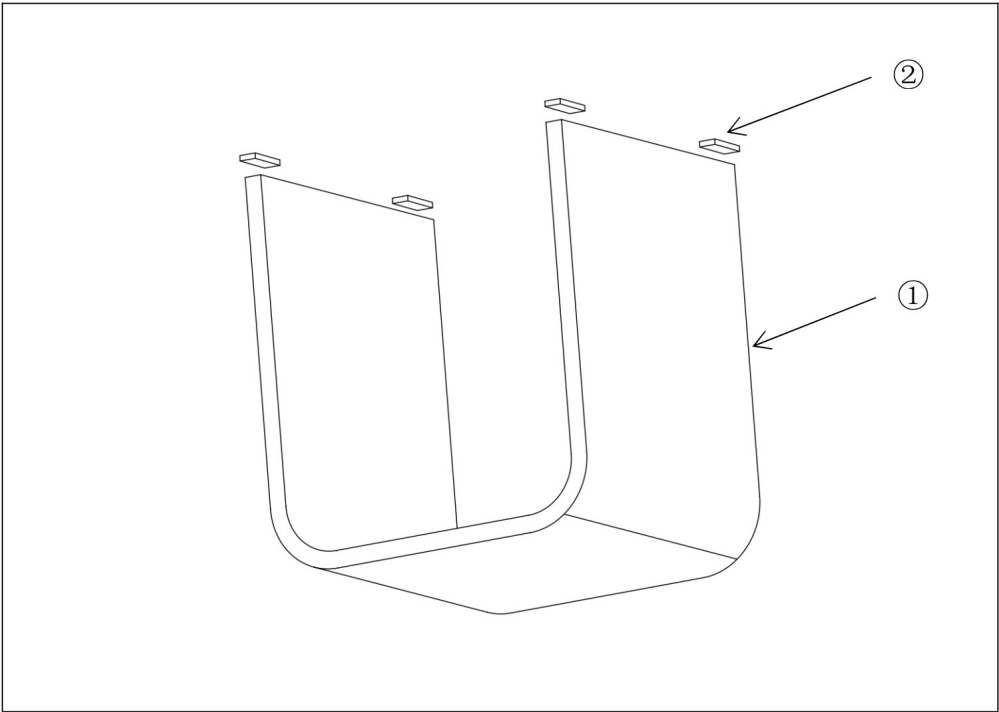
TECHNICAL SPECIFICATIONS

Model	YKB001U	YKB002U	YKB003U	YKB004U
Main Material	PMMA	PMMA	PMMA	PMMA
Color	Transparent	Transparent	Transparent	Transparent
Product Dimensions (LxWxH)	415*305*460 mm	415*305*460 mm	813*401*414 mm	970*381*744 mm
Packing Size (LxWxH)	415*305*460 mm	415*305*460 mm	813*401*414 mm	970*381*744 mm
Net Weight (kg)	7,83	15.5	14.14	20.2
Gross Weight (kg)	10.29	18.6	17.4	26

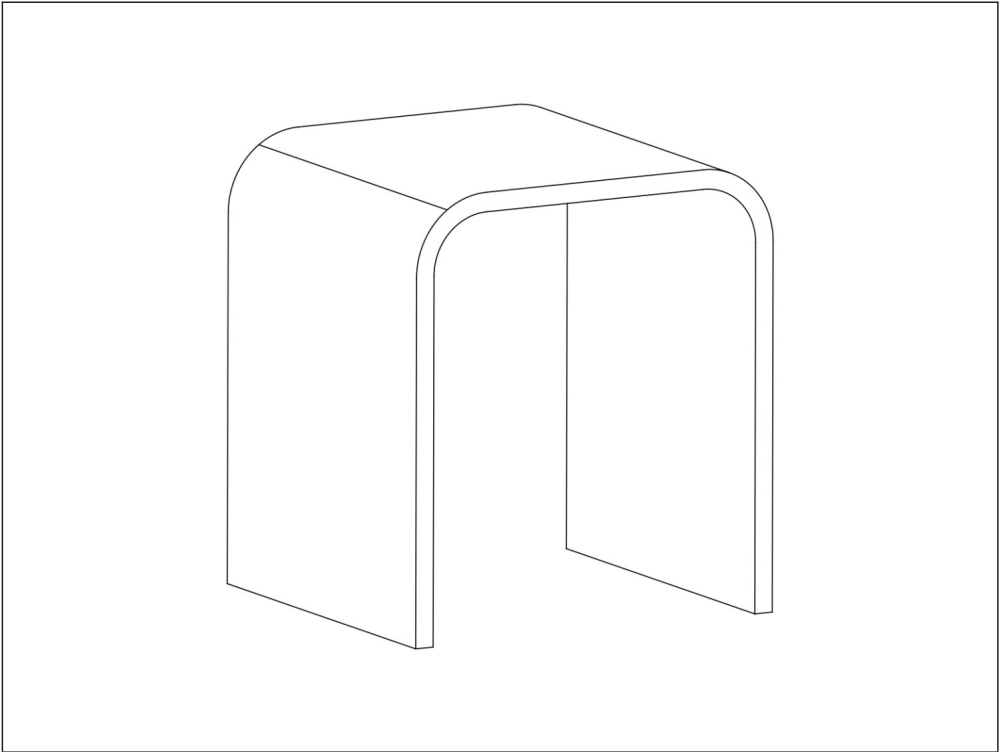
PACKAGE CONTENTS

①		1 PCS	JYFE-001S JYFE-002S JYFT-003M JYFT-004B
②		4 PCS	JYFT-003M JYFT-004B

ASSEMBLY STEPS



COMPLETION



Manufacturer: Shanghaimuxinmuyeyouxiangongsi

Address: Shuangchenglu 803nong11hao1602A-1609shi, baoshanqu, shanghai
200000 CN.

Imported to AUS: SIHAO PTY LTD. 1 ROKEVA STREETEASTWOOD NSW 2122
Australia

Imported to USA: Sanven Technology Ltd. Suite 250, 9166 Anaheim Place,
Rancho Cucamonga, CA 91730



E-CrossStu GmbH
Mainzer Landstr.69,
60329 Frankfurt am Main.



YH CONSULTING LIMITED.
C/O YH Consulting Limited Office 147,
Centurion House, London Road,
Staines-upon-Thames, Surrey, TW18 4AX

VEVOR[®]

TOUGH TOOLS, HALF PRICE

Technical Support and E-Warranty Certificate

www.vevor.com/support