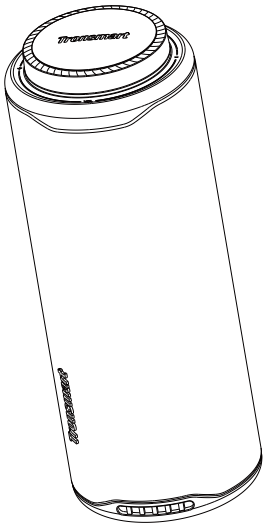


 **Tronsmart**

**T8**

Portable Outdoor Speaker



Model: O3020

**USER MANUAL**

## English

Thank you for purchasing the Tronsmart T8 Portable Outdoor Speaker. Please read the user manual before use and keep it handy for future reference. If you have any additional questions or comments, please contact us by email at: [support@tronsmart.com](mailto:support@tronsmart.com)

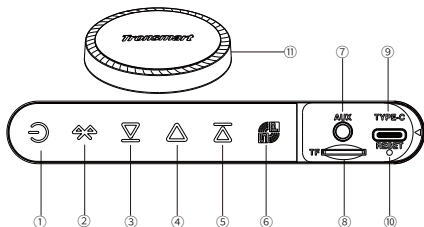
## Package Contents









- 1 x Tronsmart T8 Portable Outdoor Speaker
- 1 x Type-C Charging Cable
- 1 x Warranty Card
- 1 x User Manual
- 1 x SoundPulse® Card
- 1 x Detachable Lanyard

## Button Configuration

- ① Power On/Power Off; Power Indicator; Charging Indicator
- ② Bluetooth Button/Bluetooth Indicator
- ③ Previous Track
- ④ Play/Pause
- ⑤ Next Track
- ⑥ SoundPulse EQ Button/SoundPulse EQ Indicator
- ⑦ Aux-in Port
- ⑧ TF Card Slot
- ⑨ Type-C Charging Port
- ⑩ \*Reset Hole
- ⑪ Volume Wheel

\*Poke for 2s with a needle or card pin to reset.



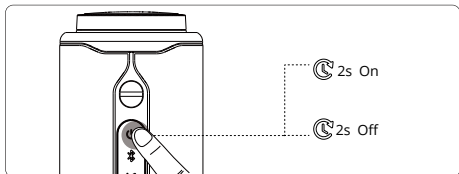
	Press for 2s to turn on
	Press for 2s to turn off
	Press once to switch lighting modes
	Double Press to turn off lighting mode
	Press once to disconnect from device
	Press for 3s to enter stereo pairing mode
	Press once to exit stereo pairing mode
	Press for 8s to reset
	Press once to switch audio between speaker & phone dialing
	Press once to skip to previous track
	Press once to play or pause the music
	Double press to activate voice assistant
	Press once to answer or hang up the phone call
	Press for 2s to reject the phone call
	Press once to skip to next track
	Press once to enter/exit SoundPulse EQ mode
	Press once to switch among Bluetooth, TF Card & Aux-in modes.
	Rotate the volume wheel clockwise to turn up volume
	Rotate the volume wheel counterclockwise to turn down volume

## Specifications

Model	O3020
Bluetooth Version	5.3
Bluetooth Profile	HSP/HFP/A2DP/AVRCP
Audio Codec	SBC
Bluetooth Range	Over 15m/49ft (Open Area)
IP Rating	IPX7
Output Power	40W
Input Power	5V/2A, via Type-C port
Frequency Range	56Hz – 20kHz
Battery	DC7.4V/4500mAh
Playtime(Varied by Volume Level & Audio Content)	LED Off: Up to 18 hours(50% Volume) LED On: Up to 5 hours(100% Volume)
Charging Time	4.5 Hours
Frequency Band	2402-2480MHz
Maximum Transmission Power	8dBm

# How to Use

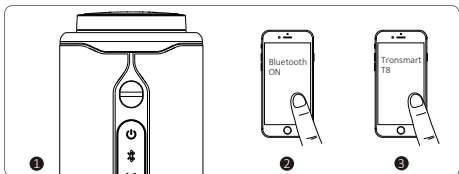
## 1. Turn On/Off



On	Power indicator stays white
Off	Indicator off

## 2. Connection

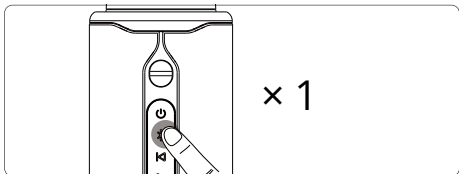
Search & click "Tronsmart T8" to connect.



Pairing	Bluetooth indicator flashes blue
Connected	Bluetooth indicator stays blue

## 3. Disconnect from device

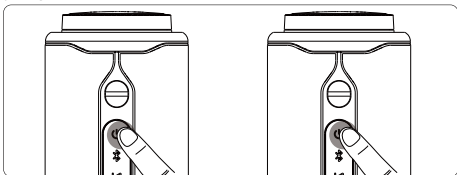
Quickly connect to another device, you could press the 'Bluetooth' button once to disconnect from device.



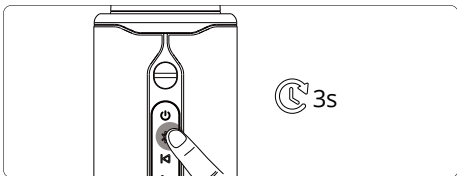
#### 4. True Wireless Stereo Mode

Connect 2 Tronsmart T8 speakers to enjoy powerful stereo sound.

1) Turn on both speakers. Please make sure either speaker has entered pairing mode.



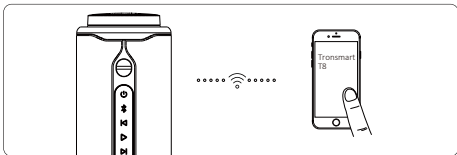
2) Press 'Bluetooth' Button for 3s of either speaker(Host Speaker) to enter stereo pairing mode.(Press once to exit)



3) If paired successfully, the host speaker will flash blue while vice one will stay blue.

Host Speaker	Bluetooth indicator flashes blue
Vice Speaker	Bluetooth indicator stays blue

4) Search & click 'Tronsmart T8' to connect.



Host Speaker	Bluetooth indicator stays blue
Vice Speaker	Bluetooth indicator off

## 5. Aux-in Mode

Simply connect the speaker with your wired device via the 3.5 mm audio jack cable(Not included).

Note: After plugging in an audio cable, the speaker will automatically switch to Aux-in mode.

## 6. TF/Micro SD Card Slot Mode

The speaker will play the music from your TF/Micro SD card when plugging the card into the slot.

## 7. Dual Audio Modes

- Search & click 'Tronsmart T8' to connect with device A.
- Disconnect 'Tronsmart T8' from the device A(Note that do not clear the pairing record on the device).
- Tronsmart T8 will re-enter pairing mode.
- Search & click 'Tronsmart T8' to connect with the device B.
- Click 'Tronsmart T8' on device A to connect.

## 8. Indicator

Power indicator flashes red	Battery Low
Power indicator stays red	Charging
Power indicator off	Fully-charged

## 9. Reset

Press 'Bluetooth' button for 8s.

## 10. Auto Power Off

The speaker will power off automatically after 30 minutes if it does not pair with any device. When in low battery, the speaker will power off automatically as well.

## Tronsmart App

Download 'Tronsmart App' via Google Play or App Store.



Apple & the Apple logo are trademarks of Apple Inc.



Google Play & the Google Play logo are trademarks of Google Inc.

### How to Connect Tronsmart App?

1. Turn on Bluetooth setting on your device, search & click 'Tronsmart T8' to connect.
2. Open 'Tronsmart' App & allow to access Bluetooth on your device.
3. Slide to find out 'T8' & click to connect.
4. If connected successfully, you could customize Equalizers, lights, etc.

### Care & Maintenance

- Do not use any form of detergents or cleaning material to clean the product as any type of chemical may make this device unusable.
- Do not disassemble this product. It contains no user serviceable parts.
- Do not drop or jump on it and treat it with care for the best performance.
- Keep the product in a dry location. Dust, dirt & moisture from humidity can accumulate on the body of the product if kept at an unfriendly place.
- Do not dispose this product in fire or batteries may explode or leak.

### Warranty Information

Your 'Tronsmart T8 Portable Outdoor Speaker', is warranted to the original owner for 12 months from the date of purchase against defects in material and workmanship under normal use and service. Tronsmart is not responsible for the accidental use of this product and its liability will not exceed the purchase price of the product. If you have any problems while using the product, please do not hesitate to contact our customer support team at [support@tronsmart.com](mailto:support@tronsmart.com).

## **FCC Warning Statement**

Changes or modifications not expressly approved by the party responsible for compliance could void the user's authority to operate the equipment. This equipment has been tested and found to comply with the limits for a Class B digital device, pursuant to Part 15 of the FCC Rules. These limits are designed to provide reasonable protection against harmful interference in a residential installation. This equipment generates uses and can radiate radio frequency energy and, if not installed and used in accordance with the instructions, may cause harmful interference to radio communications. However, there is no guarantee that interference will not occur in a particular installation. If this equipment does cause harmful interference to radio or television reception, which can be determined by turning the equipment off and on, the user is encouraged to try to correct the interference by one or more of the following measures:

- Reorient or relocate the receiving antenna.
- Increase the separation between the equipment and receiver.
- Connect the equipment into an outlet on a circuit different from that to which the receiver is connected.
- Consult the dealer or an experienced radio/TV technician for help.

This device complies with part 15 of the FCC Rules. Operation is subject to the following two conditions:

- (1) This device may not cause harmful interference, and
- (2) this device must accept any interference received, including interference that may cause undesired operation.

## **RF Exposure Information**

The device has been evaluated to meet general RF exposure requirement. The device can be used in portable exposure condition without restriction.





Hereby, Shenzhen Geekbuy E-Commerce Co.,Ltd. declares that the radio equipment type Portable Outdoor Speaker O3020 is in compliance with Directive 2014/53/EU.

The full text of the EU/UK declaration conformity is available at the following internet address: [https://www.mediafire.com/folder/3cpa25rm5psyz/Declaration\\_of\\_Conformity\(O3020\)-EN](https://www.mediafire.com/folder/3cpa25rm5psyz/Declaration_of_Conformity(O3020)-EN)

Hiermit erklärt Shenzhen Geekbuy E-Commerce Co.,Ltd, dass der Funkanlagentyp Tragbarer Outdoor-Lautsprecher O3020 der Richtlinie 2014/53/EU entspricht.

Der vollständige Text der EU/UK-Konformitätserklärung ist unter der folgenden Internetadresse verfügbar: [https://www.mediafire.com/folder/0mbknu06vqp6o/Declaration\\_of\\_Conformity\(O3020\)-DE](https://www.mediafire.com/folder/0mbknu06vqp6o/Declaration_of_Conformity(O3020)-DE)

#### SHENZHEN GEEKBUY E-COMMERCE CO., LTD.

Warehouse 101H, No. 49 South Wuhe Avenue, Wuhe Community, Bantian Street, Longgang District, Shenzhen, China

Email: [support@tronsmart.com](mailto:support@tronsmart.com)

800-270-1082 (USA & Canada)

+86-755-23603740 (Global)



REPLAB CONSULTING LTD  
376 NEWPORT ROAD ,CARDIFF, WALES  
UKREP@REPLAB.CC +44 7395577022



EC REP SERVICES SL  
Calle Gran Vía 49, 7 DCH.Madrid 28013 Spain  
[ecrepservice@hotmail.com](mailto:ecrepservice@hotmail.com) +34682797075



Points de collecte sur [www.quelainedemarche.fr](http://www.quelainedemarche.fr)  
Privilégiez la réparation ou le don de votre appareil !