

Key Features

- Industry High Cell Capacity & High Energy
- High voltage response, stable during most of the lifetime of the application
- Reliable Performance
- Wide operating temperature range (- 20°C / + 75°C)
- Low self-discharge with long operating life (<1% after 1 year of storage at + 20 °C)
- Excellent resistance to corrosion
- Designed to meet all major quality, safety and environment standards:
 - Safety: IEC 60086-4
 - Transport: UN 38.3
 - RoHS and REACH compliance
 - Quality: ISO 9001, Duracell World Class Continuous Program

Electrical characteristics

- | | |
|---|-------------|
| ▪ Nominal capacity (15kOhm Cont., 2V cut-off) | 160 mAh |
| ▪ Typical Voltage (at + 20 °C) | 3.0 – 3.3 V |
| ▪ Standard Continuous Discharge Current | 2.0 mA |
| ▪ Nominal Internal Impedance @ 1kHz | 250 mOhm |

Physical characteristics

- | | |
|--------------------|------------------|
| ▪ Typical weight | 3.3 g (0.12 oz.) |
| ▪ Li metal content | approx. 0.06g |

Operating & Storage conditions

- | | |
|--|----------------------------------|
| ▪ Operating temperature range | -20°C to 75°C
(-4°F to 167°F) |
| ▪ Recommended Storage (storage area should be clean, cool, dry and ventilated) | 5°C to 30°C
(41°F to 86°F) |

Warning

Fire, explosion and burn hazard
Do not recharge, short circuit, crush, disassemble, heat above 100 °C (212 °F), incinerate, or expose contents to water

Delivered capacity is dependent on the applied load, operating temperature and cut-off voltage. Please refer to the charts and discharged data shown for examples of the energy/service life that the battery will provide for various load conditions.

DURACELL®
BATTERIES

Berkshire Corporate Park
Bethel, CT. 06801 U.S.A.
Telephone: Toll-free 1-800-544-5454
www.duracell.com

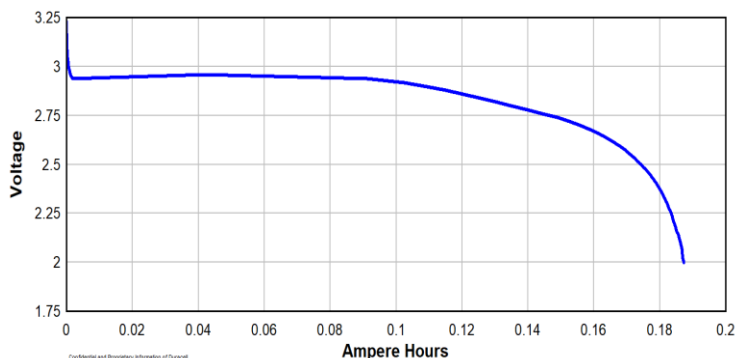
Typical applications

- LED Lighting
- Dog training collars
- Laser Lights
- Laser Sights
- Keyless Entry devices

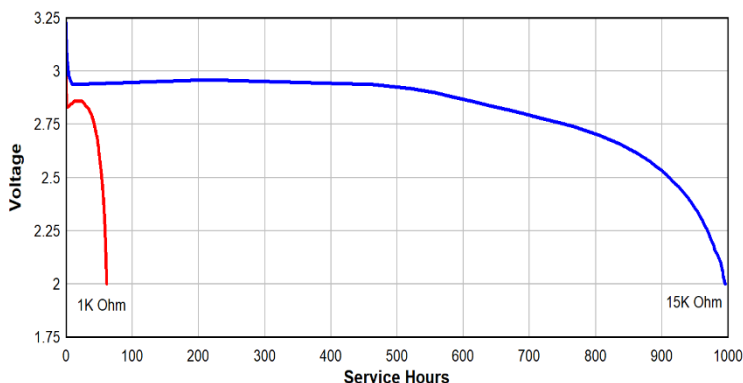
60086-4 © IEC:2007 Edition 3.0

Test	Test designation	Observation
A	Altitude	Pass
B	Thermal cycling	Pass
C	Vibration	Pass
D	Shock	Pass
E	External short circuit	Pass
F	Impact	Pass
G	Crush	Pass
H	Forced discharge	Pass
I	Abnormal charging	Pass
J	Free fall	Pass
K	Thermal Abuse	Pass

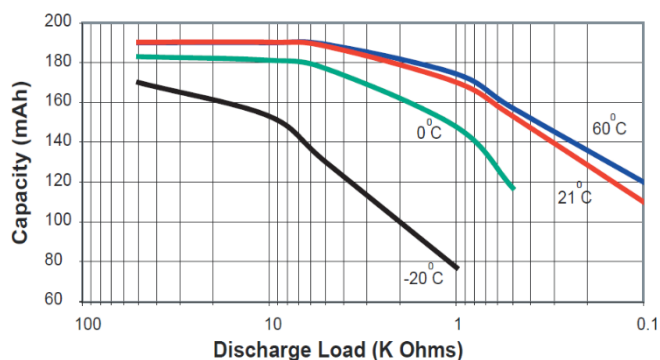
Rated Capacity
15K Ohm Continuous to 2V



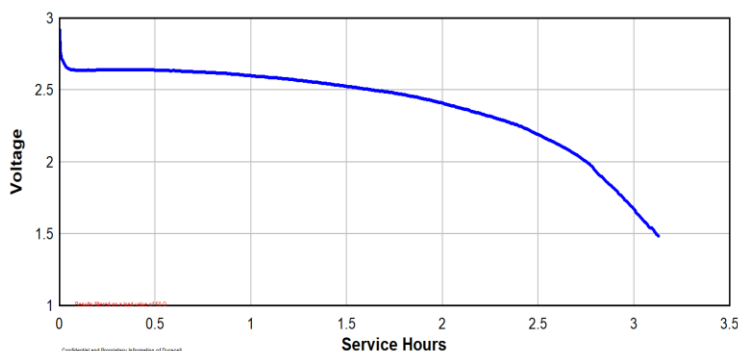
Continuous Discharge



Discharge Load vs Capacity to 2.0 volts



Pulse Discharge
50 Ohm 1s on 2s off to 1.5V



DURACELL®
BATTERIES

Berkshire Corporate Park
Bethel, CT. 06801 U.S.A.
Telephone: Toll-free 1-800-544-5454
www.duracell.com

Delivered capacity is dependent on the applied load, operating temperature and cut-off voltage. Please refer to the charts and discharge data shown for examples of the energy/service life that the battery will provide for various load conditions.