

VEVOR[®]

TOUGH TOOLS, HALF PRICE

Technical Support and E-Warranty Certificate www.vevor.com/support

WOODEN INDOOR PLAYGROUND

MODEL: SX20211006L / SX20211006M

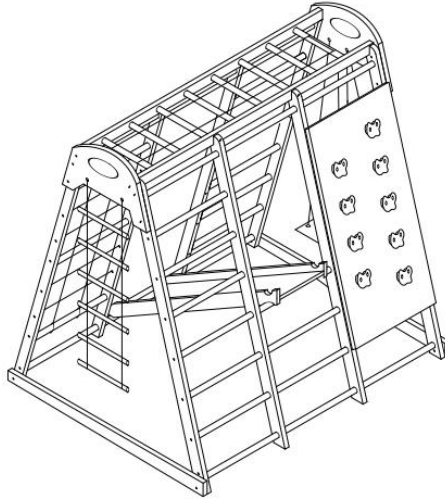
We continue to be committed to provide you tools with competitive price.
"Save Half", "Half Price" or any other similar expressions used by us only represents an estimate of savings you might benefit from buying certain tools with us compared to the major top brands and does not necessarily mean to cover all categories of tools offered by us. You are kindly reminded to verify carefully when you are placing an order with us if you are actually saving half in comparison with the top major brands.

VEVOR[®]

TOUGH TOOLS, HALF PRICE

WOODEN INDOOR
PLAYGROUND

MODEL: SX20211006L/SX20211006M



NOTE: Real objects and pictures may be slightly different, please refer to your purchase!

NEED HELP? CONTACT US!

Have product questions? Need technical support? Please feel free to contact us:

Technical Support and E-Warranty Certificate
www.vevor.com/support

This is the original instruction, please read all manual instructions carefully before operating. VEVOR reserves a clear interpretation of our user manual. The appearance of the product shall be subject to the product you received. Please forgive us that we won't inform you again if there are any technology or software updates on our product.

SAFETY INSTRUCTIONS

WARNING:



1. Please read the instructions carefully and install it correctly.
2. Assembled by an adult. In the process of play, parents should always accompany the children's side.
3. Do not install it in a dark, damp place.
4. Put it in a place with good ventilation.
5. Clean and disinfect your product frequently to keep it clean and hygienic.
6. Do not overload.

























MODEL AND PARAMETERS








Model	SX20211006L	SX20211006M
Age of application	3-12 age	
Max. bearing capacity	300lbs(136kg)	
Frame size	1470*1200*1380mm	1200*1090*1160mm
7 in 1	Climbing wall, Slide, Monkey bars, Rope ladder, Wood ladder, Net ladder and swing	
Material	Wood	
Color	Natural	

PARTS LIST AND INSTALLATION

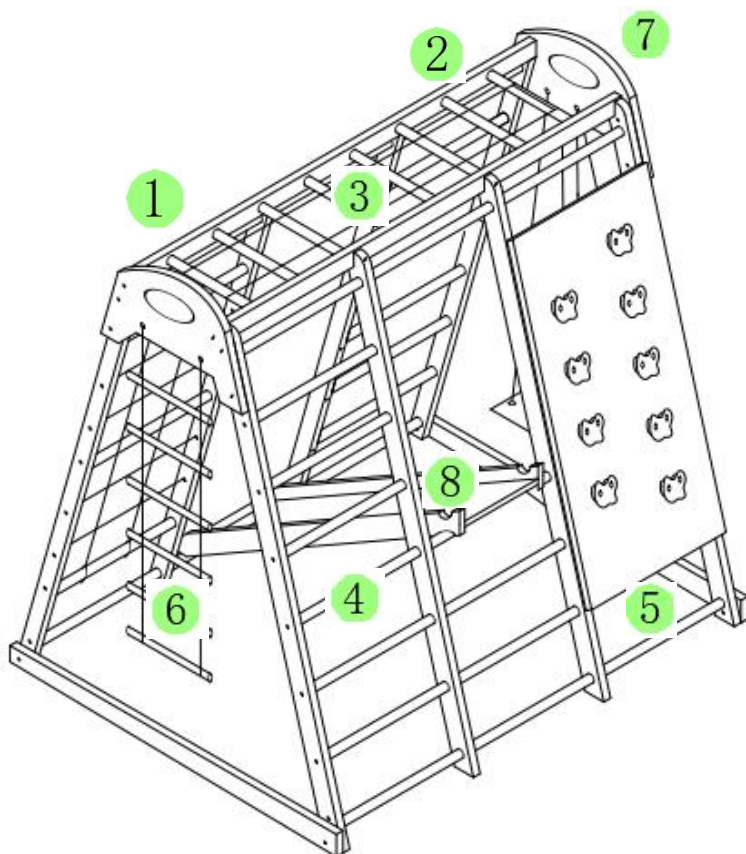
NOTE: Please check you have all the parts as shown in the part list.

	
A x1	B x1

	
C x1	D x2
	
E x1	F x1
	
G x1	H x2
	
I x2	J x2
	
K x4	L x3
	
M x9	N x8
	
O x3	P x1
	
Q x2	R x1
	
S x1	T x1
	
U x6	V x4
	
W x1	X x9
	
1 x52	2 x12

	
3 x12	4 x28
	
5 x18	6 x2
	
7 x1	8 x8
	
User Manual x1	

Installation:



1 :Net ladder

2 :Wood ladder

3 :Monkey bars

4 :Wood ladder

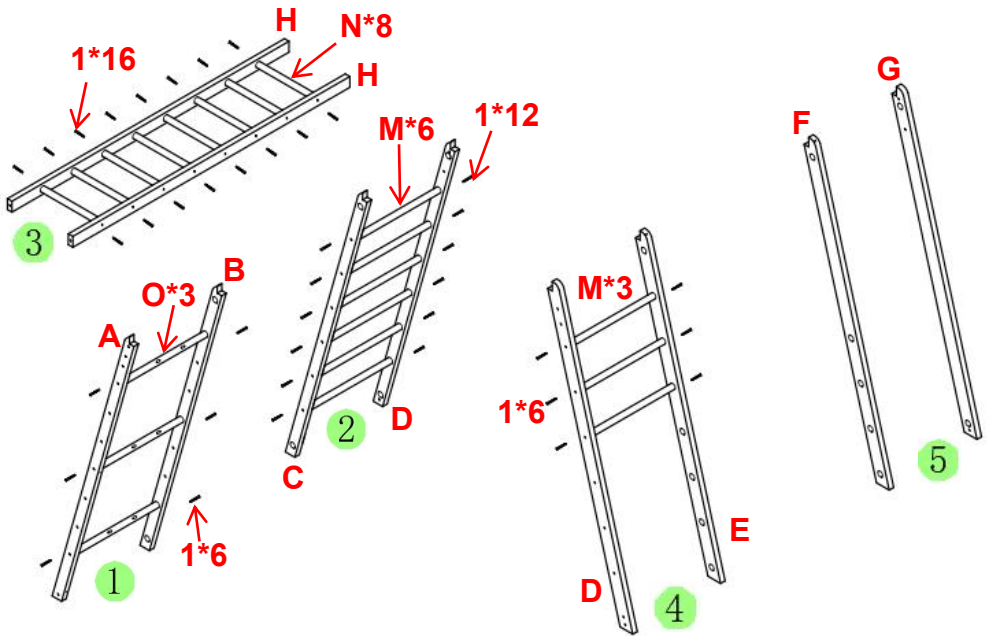
5 :Climbing wall

6 :Rope ladder

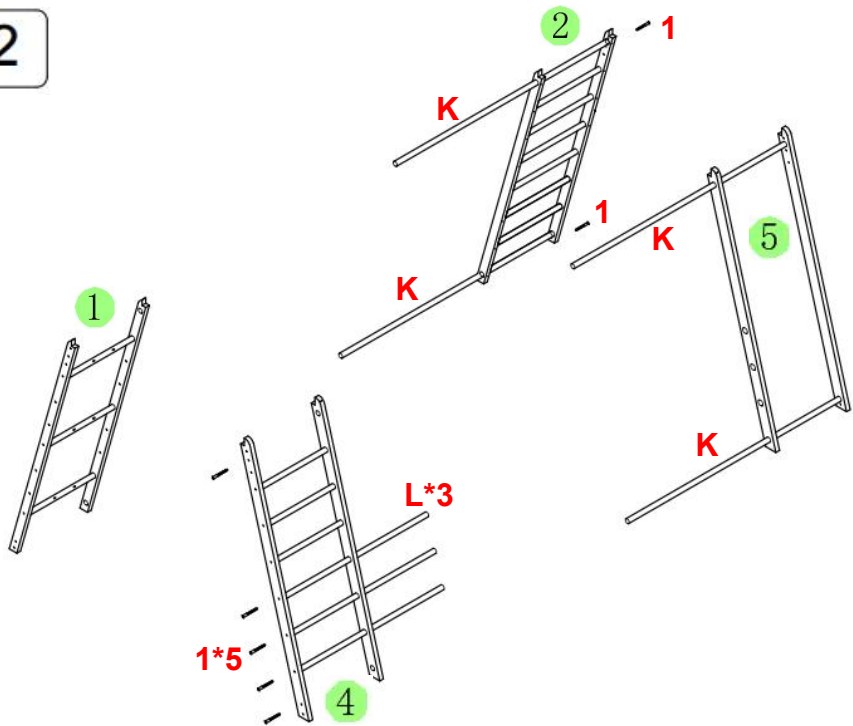
7 :Swing

8 :Slide

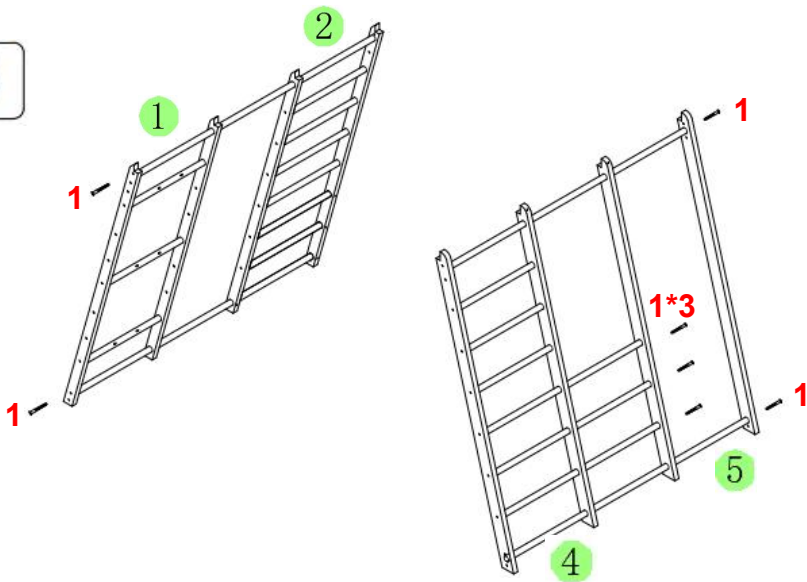
1 Install each frame



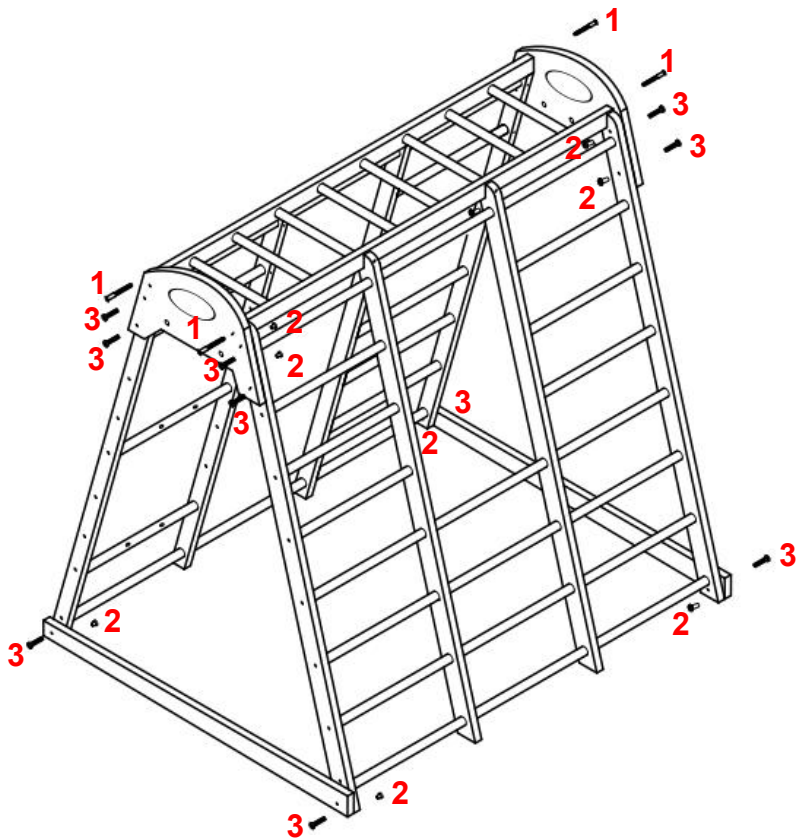
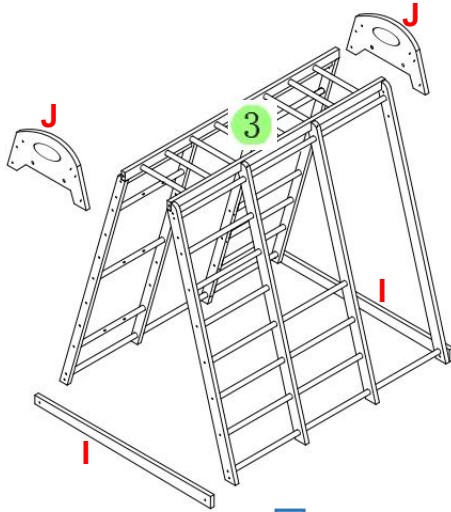
2



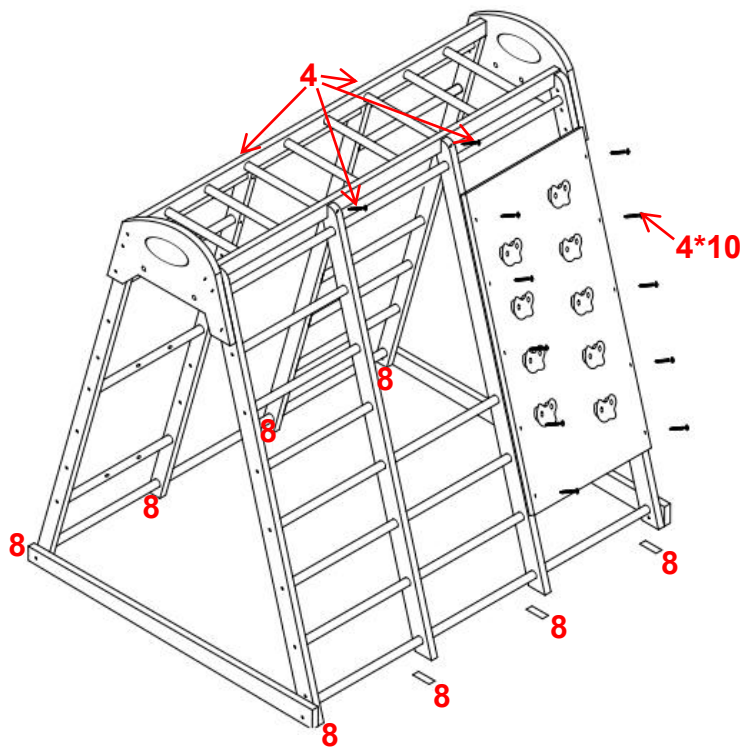
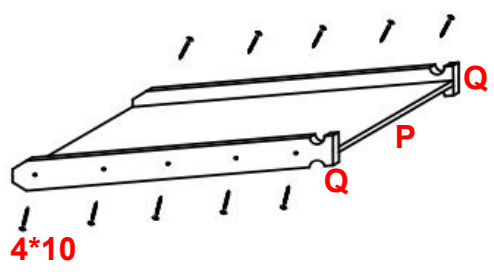
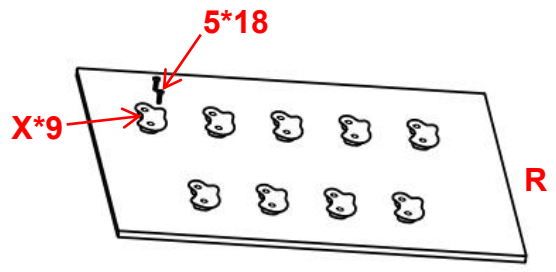
3



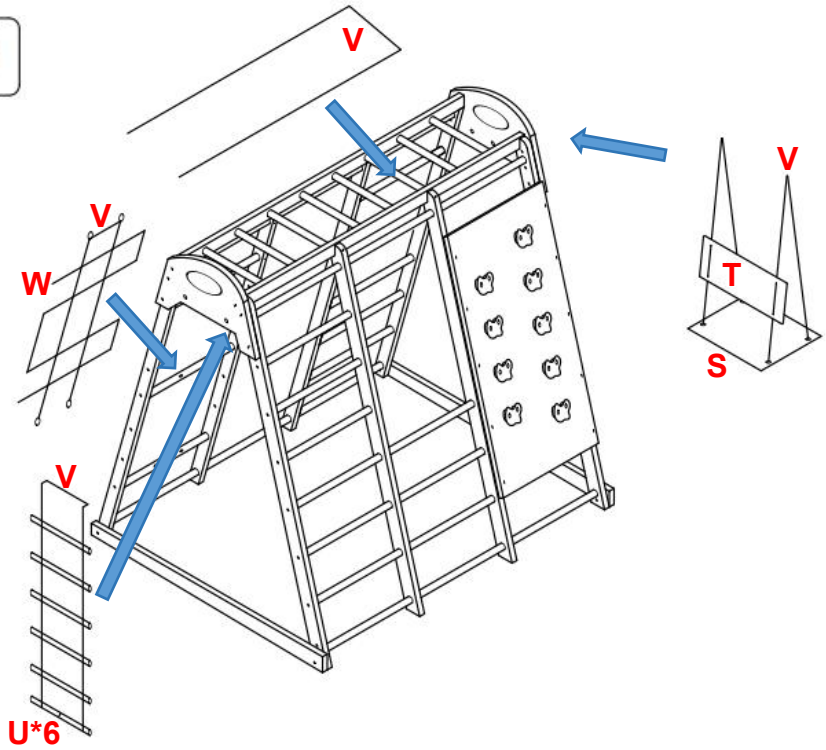
4



5

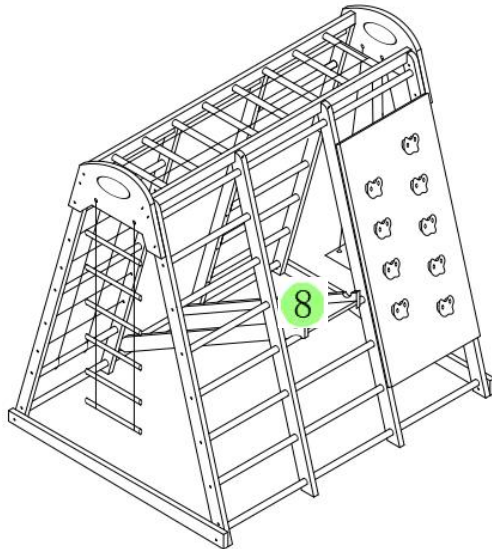


6



7

Place the slide as needed. Installation complete.



MAINTENANCE

1. Clean and disinfect your product frequently to keep it clean and hygienic.
2. Store away from direct sunlight.
3. Check the reliability of the parts before use.

Manufacturer: Cao County Shengxiang Home Products Co.,Ltd.

Address: Cao County,Heze City,Shandong Province China

EC REP: E-CrossStu GmbH.

Mainzer Landstr.69, 60329 Frankfurt am Main.

UK REP: YH CONSULTING LIMITED.

C/O YH Consulting Limited Office 147, Centurion House, London Road,
Staines-upon-Thames, Surrey, TW18 4AX

Imported to AUS: SIHAO PTY LTD.

1 ROKEVA STREETEASTWOOD NSW 2122 Australia

Imported to USA: Sanven Technology Ltd.

Suite 250, 9166 Anaheim Place, Rancho Cucamonga, CA 91730

VEVOR[®]
TOUGH TOOLS, HALF PRICE

Technical Support and E-Warranty Certificate
www.vevor.com/support

VEVOR[®]

TOUGH TOOLS, HALF PRICE

Technische ondersteuning en e-garantiecertificaat www.vevor.com/support

HOUTEN BINNENSPEELPLAATS

MODEL: SX20211006L / SX20211006 M

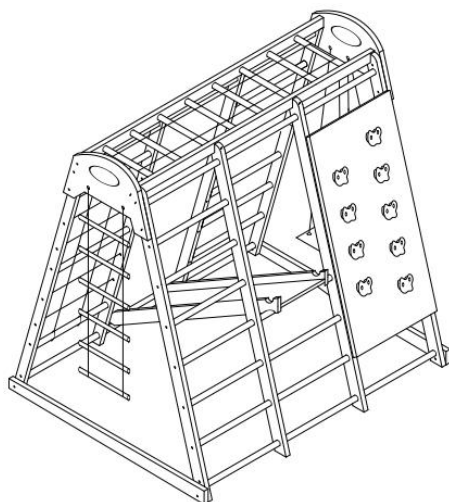
We continue to be committed to provide you tools with competitive price. "Save Half", "Half Price" or any other similar expressions used by us only represents an estimate of savings you might benefit from buying certain tools with us compared to the major top brands and does not necessarily mean to cover all categories of tools offered by us. You are kindly reminded to verify carefully when you are placing an order with us if you are actually saving half in comparison with the top major brands.

VEVOR®

TOUGH TOOLS, HALF PRICE

WOODEN INDOOR
PLAYGROUND

MODEL: SX20211006L / SX20211006 M



OPMERKING: Echte objecten en afbeeldingen kunnen enigszins afwijken, raadpleeg uw aankoop!

NEED HELP? CONTACT US!

Have product questions? Need technical support? Please feel free to contact us:

Technical Support and E-Warranty Certificate
www.vevor.com/support

This is the original instruction, please read all manual instructions carefully before operating. VEVOR reserves a clear interpretation of our user manual. The appearance of the product shall be subject to the product you received. Please forgive us that we won't inform you again if there are any technology or software updates on our product.

SAFETY INSTRUCTIONS

WAARSCHUWING:



7. Lees de instructies zorgvuldig door en installeer deze correct.
8. In elkaar gezet door een volwassene. Tijdens het spelen moeten ouders altijd de kant van de kinderen begeleiden .
9. hem niet op een donkere, vochtige plaats.
10. Zet hem op een plaats met goede ventilatie .
11. Reinig en desinfecteer uw product regelmatig om het schoon en hygiënisch te houden.
12. Niet overbelasten .

























MODEL AND PARAMETERS








Model	SX20211006L	SX20211006 M
Leeftijd van	3 - 12 leeftijd	
Max . draagvermogen	30 0 pond (136 kg)	
Kadergrootte	1470*1200*1380mm	1200*1090*1160mm
7 in 1	C -wand , glijbaan, apenstangen, touwladder , houten ladder, netladder en schommel	
Materiaal	Hout	
Kleur	Natuurlijk	

PARTS LIST AND INSTALLATION

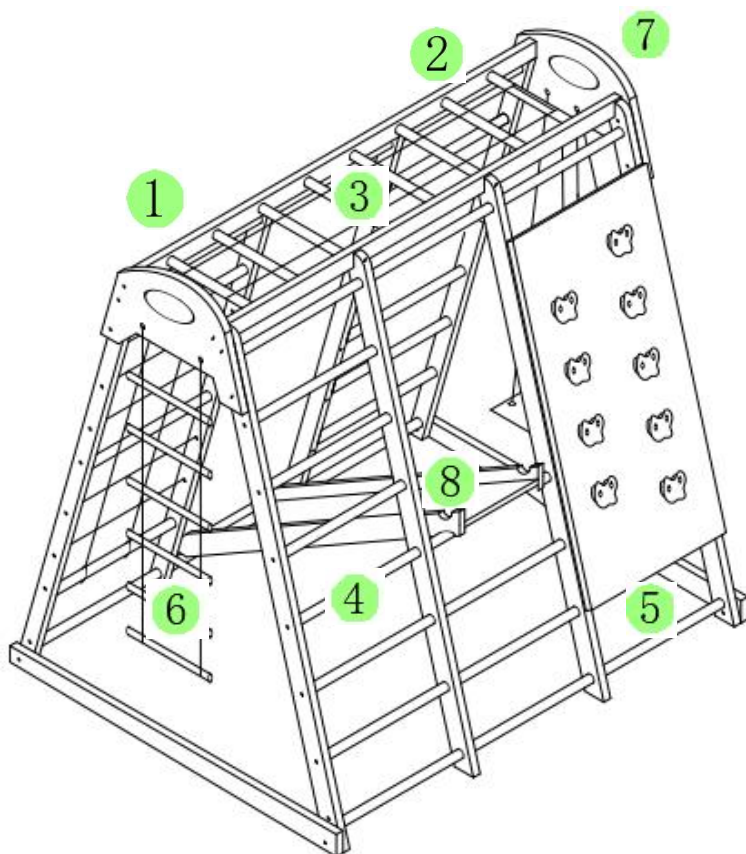
OPMERKING: Controleer of u alle onderdelen heeft, zoals weergegeven in de onderdelenlijst.

	
Een x 1	B x 1

	
Cx1	D x 2
	
Ex 1	F x 1
	
G x 1	H x 2
	
ik x 2	Jx2
	
Kx4	L x 3
	
Mx 9	N x 8
	
O x 3	Px1
	
Vraag x 2	Rx 1
	
S x 1	T x 1
	
Ux6	V x 4
	
B x 1	Xx9
	
1 x 52	2 x 12

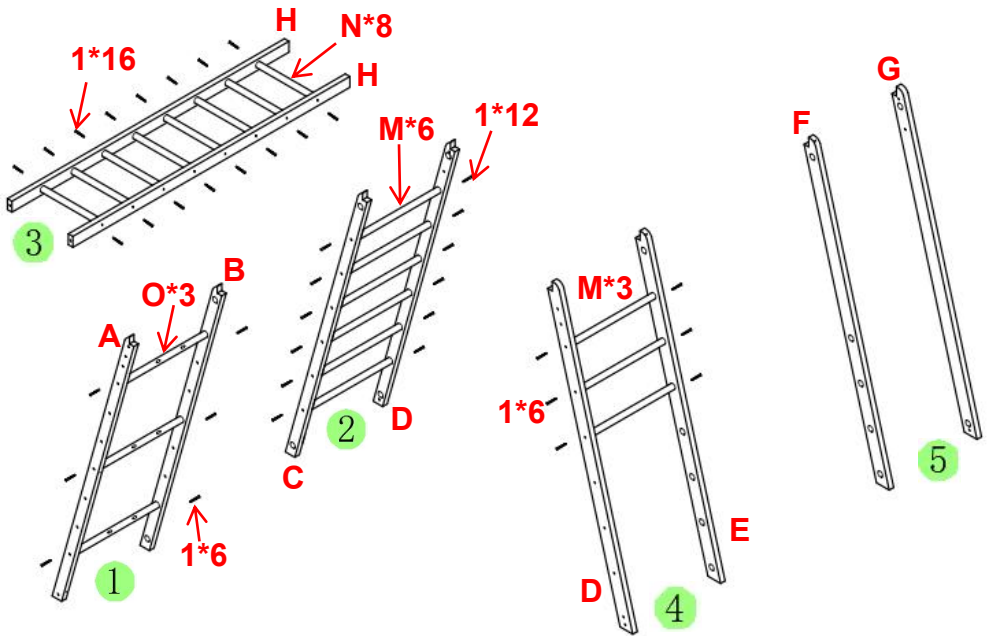
	
3 x 12	4 x 28
	
5 x 18	6 x 2
	
7 x 1	8 x 8
	
Gebruikershandleiding x1	

Installatie:

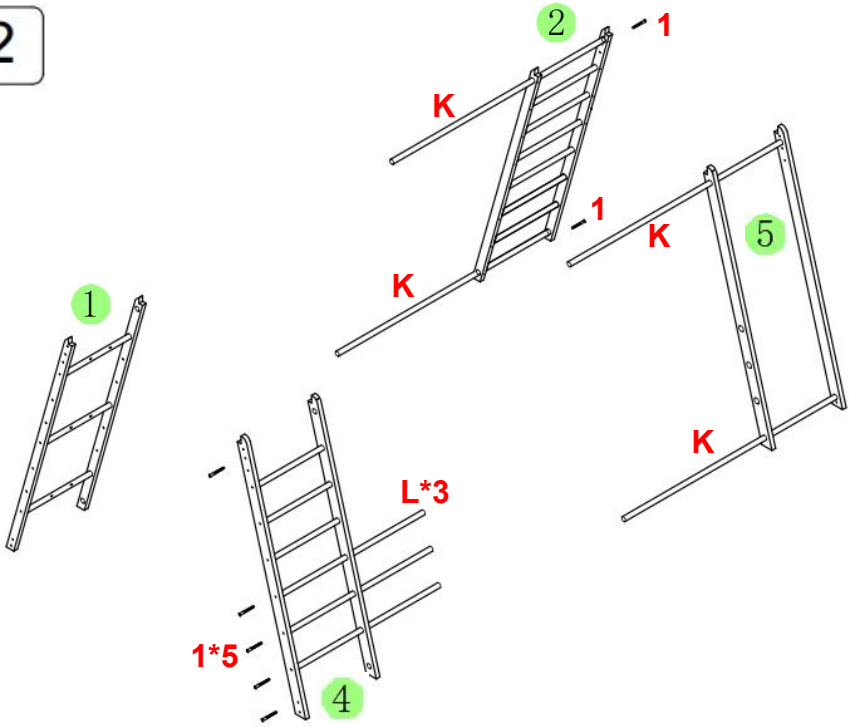


- 1 : Netto jongen der 2 : Houten ladder 3 : Klimrek
 4 : Houten ladder : C 5 : tackingswand : Touwlad 6
 7 : S win g : Slide 8

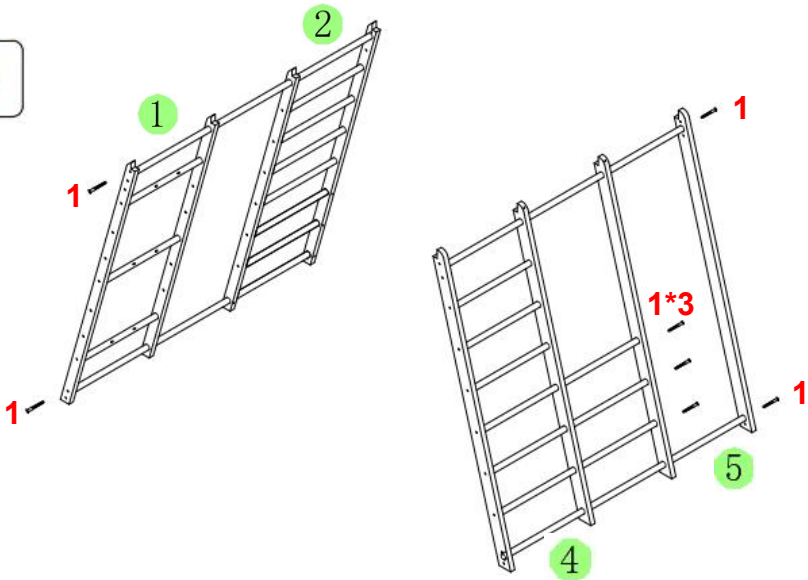
1 lleer elk frame



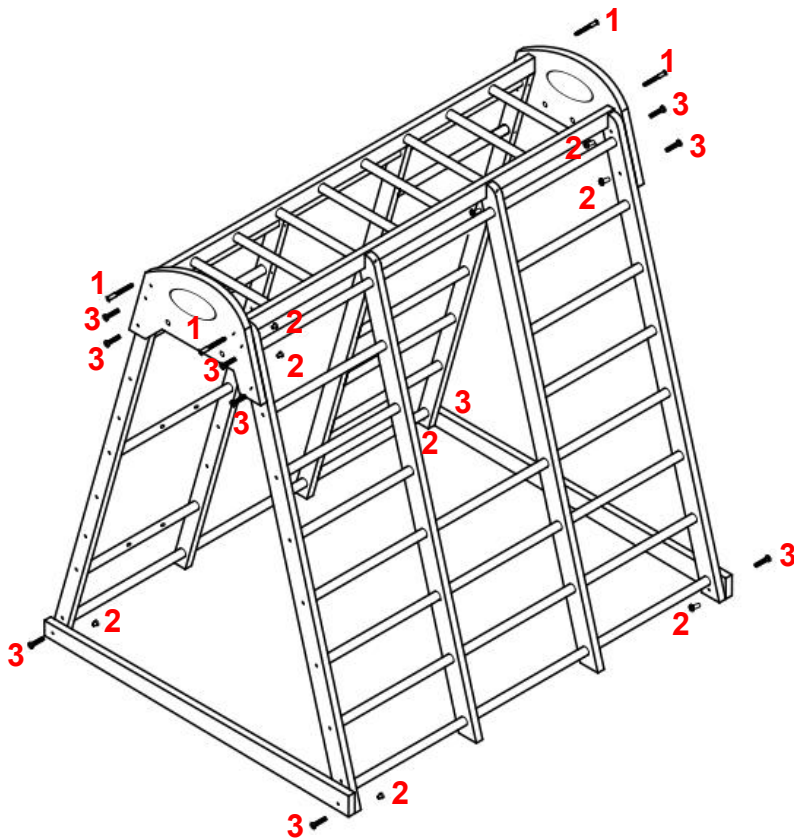
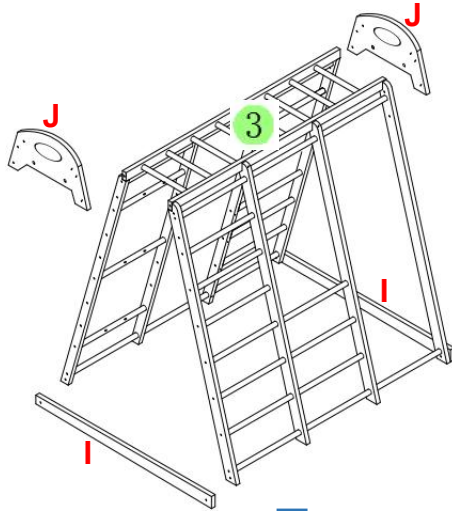
2



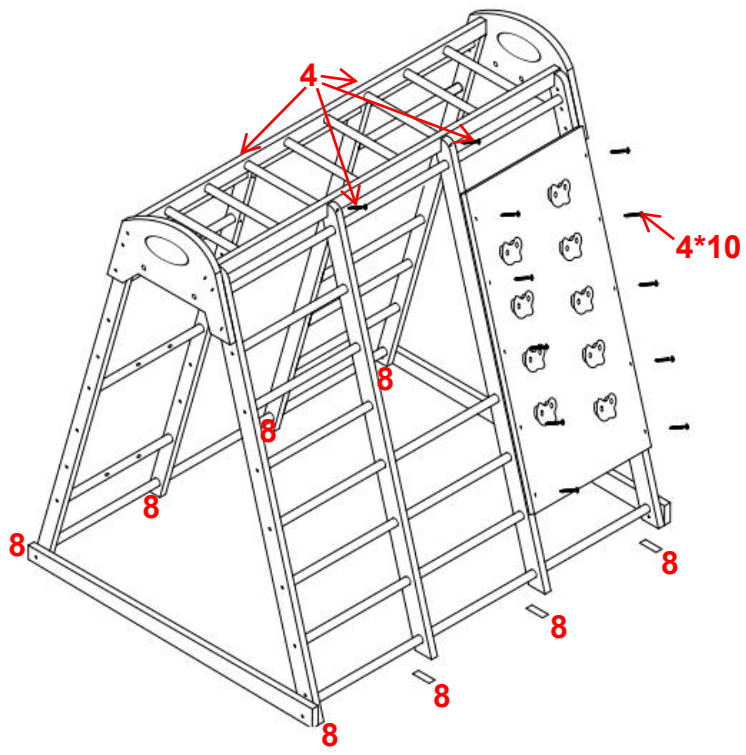
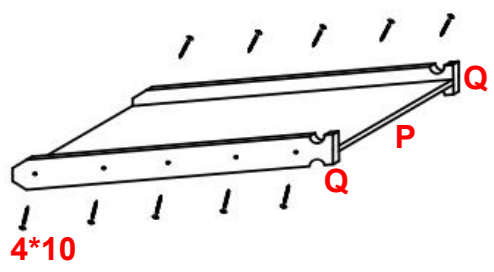
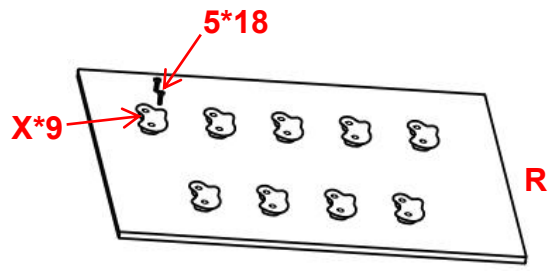
3



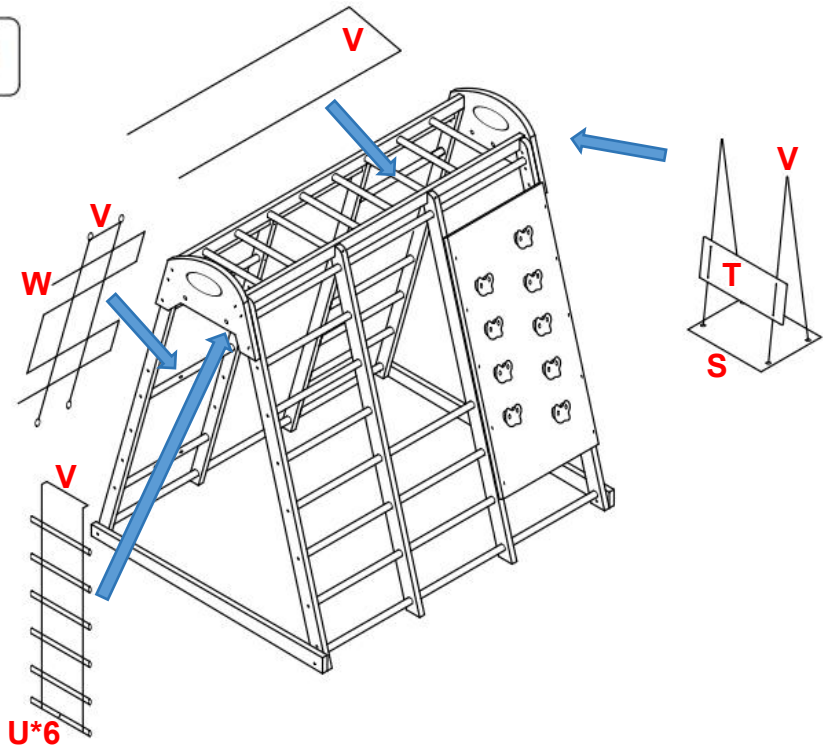
4



5

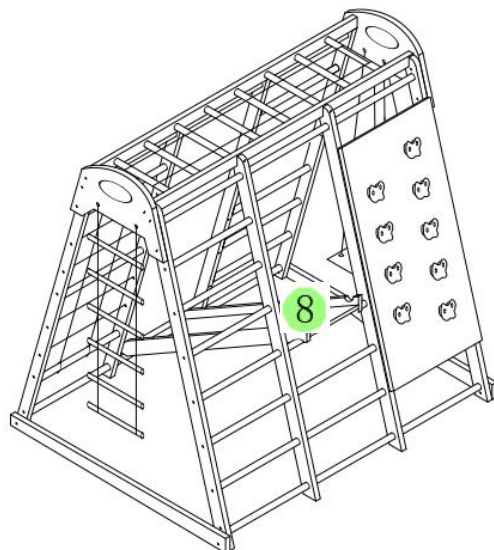


6



7

Place the slide as needed. Installation complete.



MAINTENANCE

4. Reinig en desinfecteer uw product regelmatig om het schoon en hygiënisch te houden.
5. Buiten direct zonlicht bewaren .
6. gebruik de betrouwbaarheid van de onderdelen .

Fabrikant: Cao County Shengxiang Home Products Co., Ltd.

Adres: Cao County, Heze City, provincie Shandong, China

EG-REP: E-CrossStu GmbH.

Mainzer Landstr.69, 60329 Frankfurt am Main.

VK REP: YH CONSULTING LIMITED.

C/O YH Consulting Limited Office 147, Centurion House, London Road,
Staines-upon-Thames, Surrey, TW18 4AX

Geïmporteerd naar AUS: SIHAO PTY LTD.

1 ROKEVA STREETEASTWOOD NSW 2122 Australië

Geïmporteerd naar de VS: Sanven Technology Ltd.

Suite 250, 9166 Anaheim Place, Rancho Cucamonga, CA 91730

VEVOR[®]

TOUGH TOOLS, HALF PRICE

Technisch Ondersteuning en e-garantiecertificaat

www.vevor.com/support

VEVOR[®]

TOUGH TOOLS, HALF PRICE

Assistance technique et certificat de garantie électronique www.vevor.com/support

AIRE DE JEUX INTÉRIEURE EN BOIS

MODÈLE : SX20211006L / SX20211006 M.

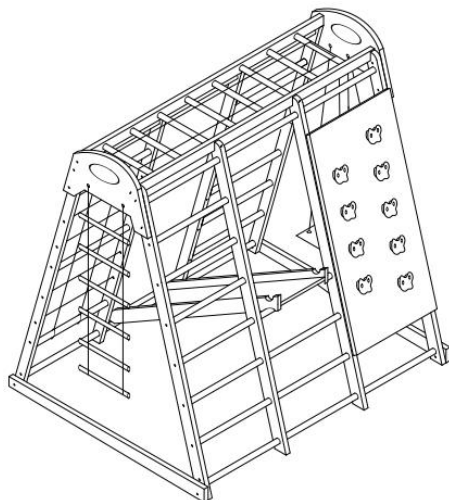
We continue to be committed to provide you tools with competitive price. "Save Half", "Half Price" or any other similar expressions used by us only represents an estimate of savings you might benefit from buying certain tools with us compared to the major top brands and does not necessarily mean to cover all categories of tools offered by us. You are kindly reminded to verify carefully when you are placing an order with us if you are actually saving half in comparison with the top major brands.

VEVOR®

TOUGH TOOLS, HALF PRICE

WOODEN INDOOR
PLAYGROUND

MODÈLE : SX20211006L / SX20211006M



REMARQUE : les objets réels et les images peuvent être légèrement différents, veuillez vous référer à votre achat !

NEED HELP? CONTACT US!

Have product questions? Need technical support? Please feel free to contact us:

Technical Support and E-Warranty Certificate
www.vevor.com/support

This is the original instruction, please read all manual instructions carefully before operating. VEVOR reserves a clear interpretation of our user manual. The appearance of the product shall be subject to the product you received. Please forgive us that we won't inform you again if there are any technology or software updates on our product.

SAFETY INSTRUCTIONS

AVERTISSEMENT:



13. Veuillez lire attentivement les instructions et l'installer correctement.
14. Assemblé par un adulte. Dans le processus de jeu, les parents doivent toujours accompagner les enfants .
15. Ne l'installez pas dans un endroit sombre et humide.
16. Mettez-le dans un endroit bien ventilé .
17. Nettoyez et désinfectez fréquemment votre produit pour le garder propre et hygiénique.
18. Ne surchargez pas .

























MODEL AND PARAMETERS








Modèle	SX20211006L	SX20211006M
Âge de candidature	3 - 12 ans	
Max . capacité	30 0 lb (136 kg)	
Taille du cadre	1470*1200*1380mm	1200*1090*1160mm
7 en 1	Mur d'ébranchage , Toboggan, Barres de singe, Échelle de corde , Échelle en bois,	
Matériel	Bois	
Couleur	Naturel	

PARTS LIST AND INSTALLATION

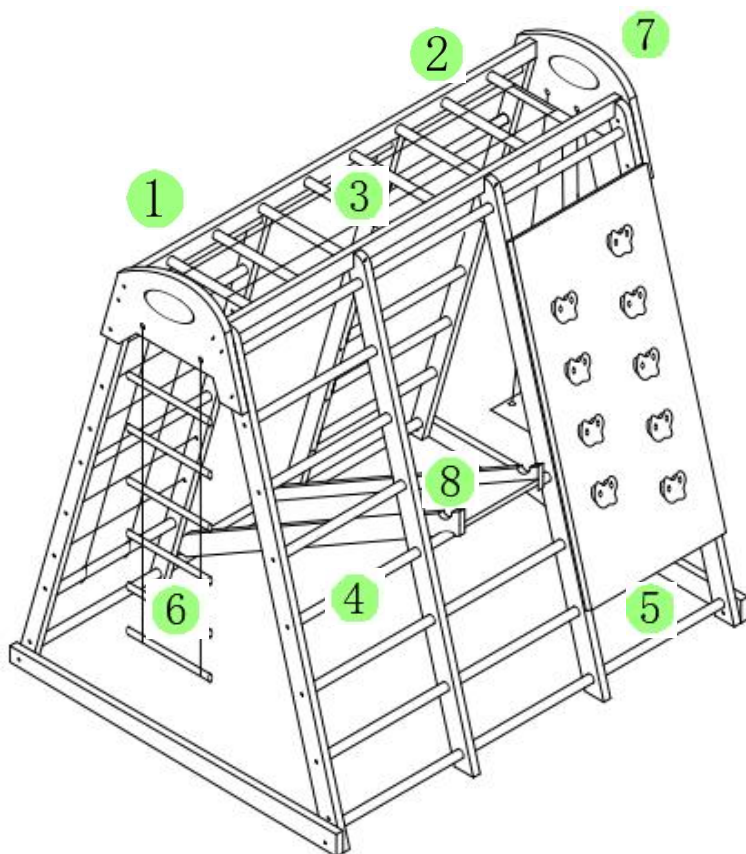
REMARQUE : Veuillez vérifier que vous disposez de toutes les pièces indiquées dans la liste des pièces.

	
Un x 1	B x 1

	
Cx1	D x 2
	
Ex1	F x 1
	
Gx1	H x 2
	
je x 2	Jx2
	
Kx4	Lx3
	
Mx9	Nx8
	
O x 3	P x 1
	
Qx2	Rx1
	
S x 1	T x 1
	
U x 6	Vx4
	
L x 1	Xx9
	
1x52	2x12

	
3x12	4x28
	
5x18	6x2
	
7x1	8x8
	
Manuel d'utilisation x1	

Installation:



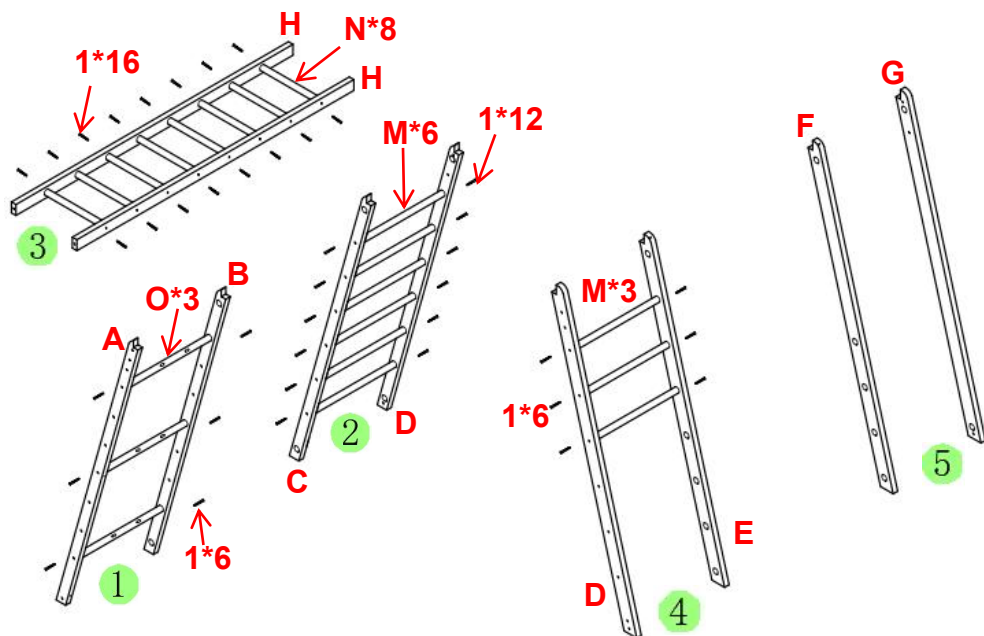
① : Échelle nette ② : Échelle en bois ③ : Barres de
singe

④ : Échelle en bois : ⑤ ur d'ébranchage en C : E ⑥ : lile de corde

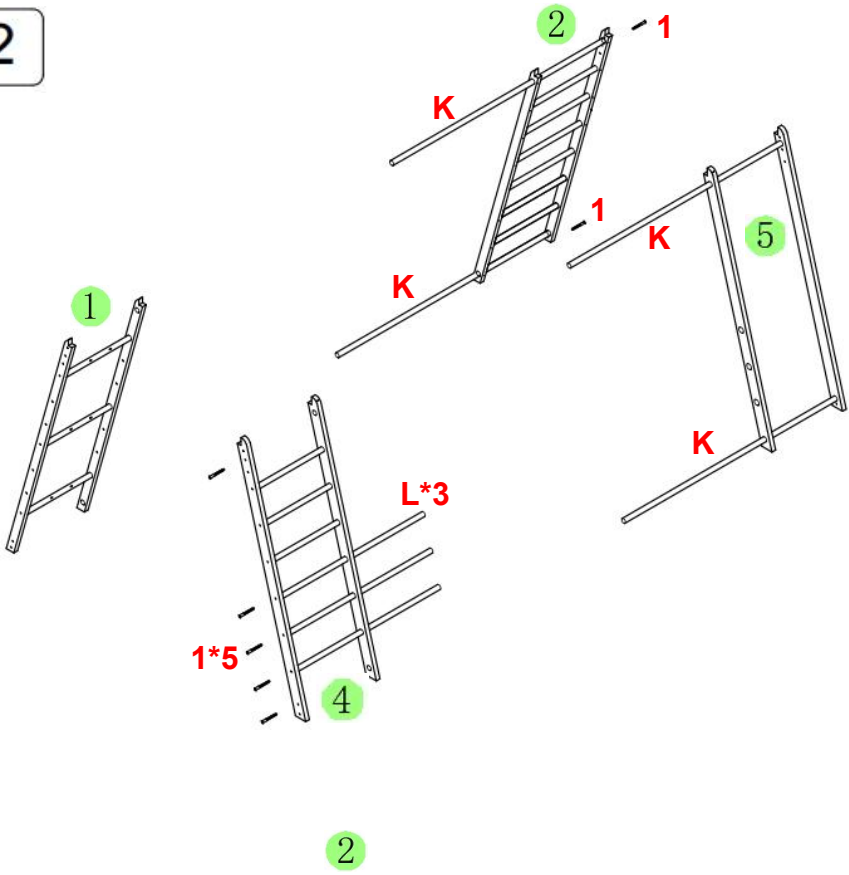
⑦ : S win g : Glisser ⑧

1

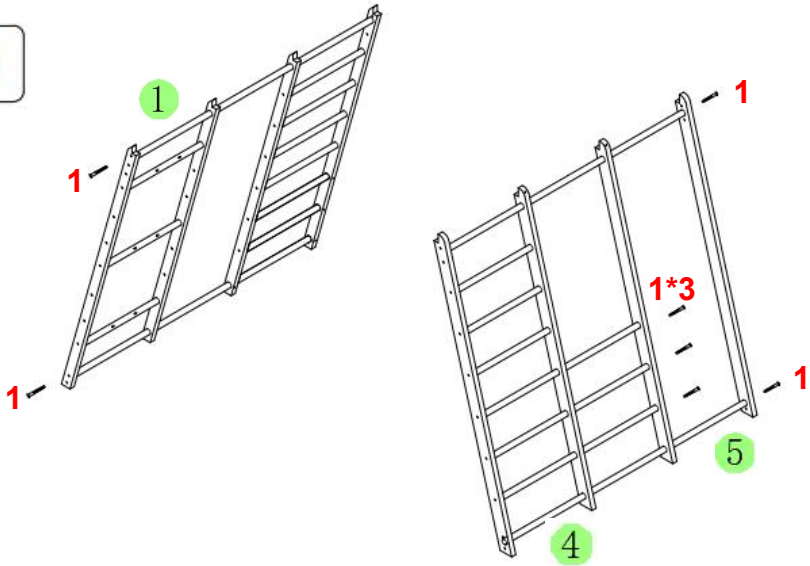
llez chaque cadre



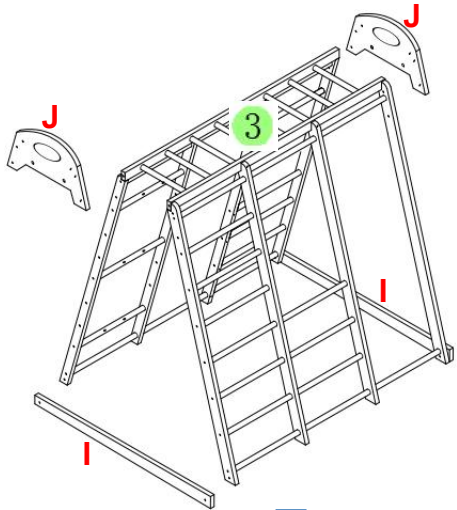
2



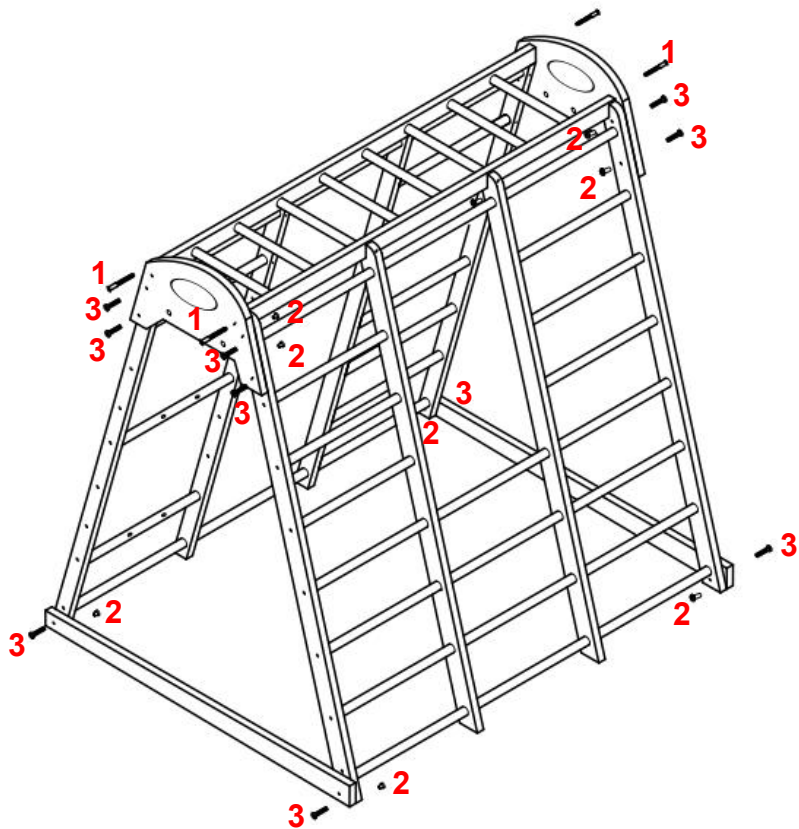
3



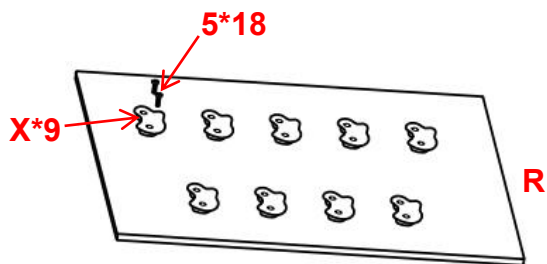
4

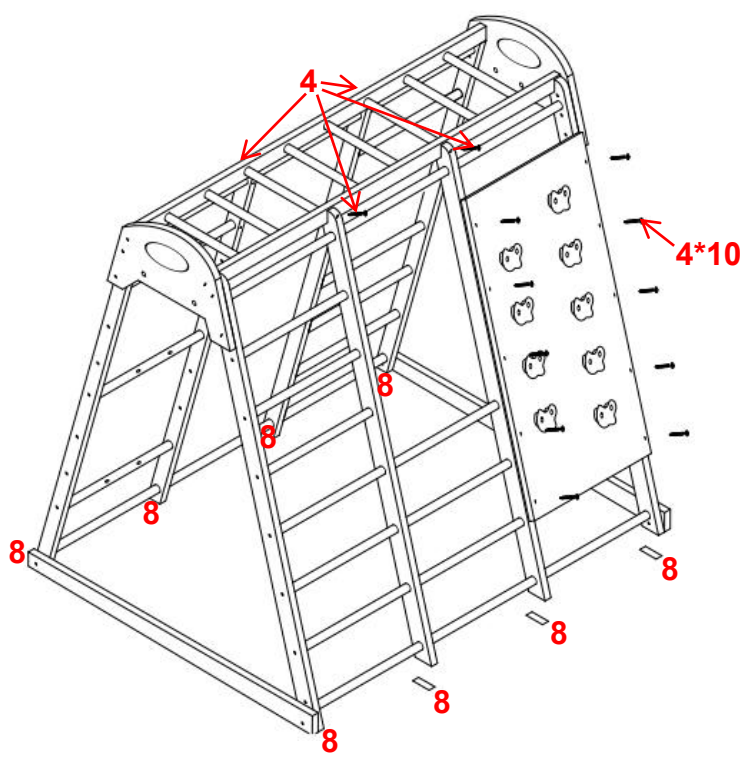
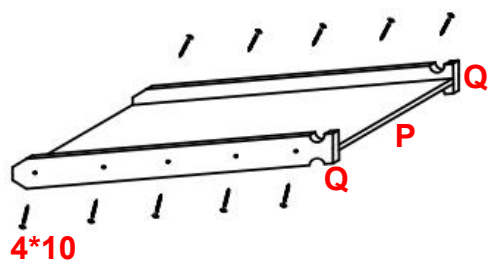


1

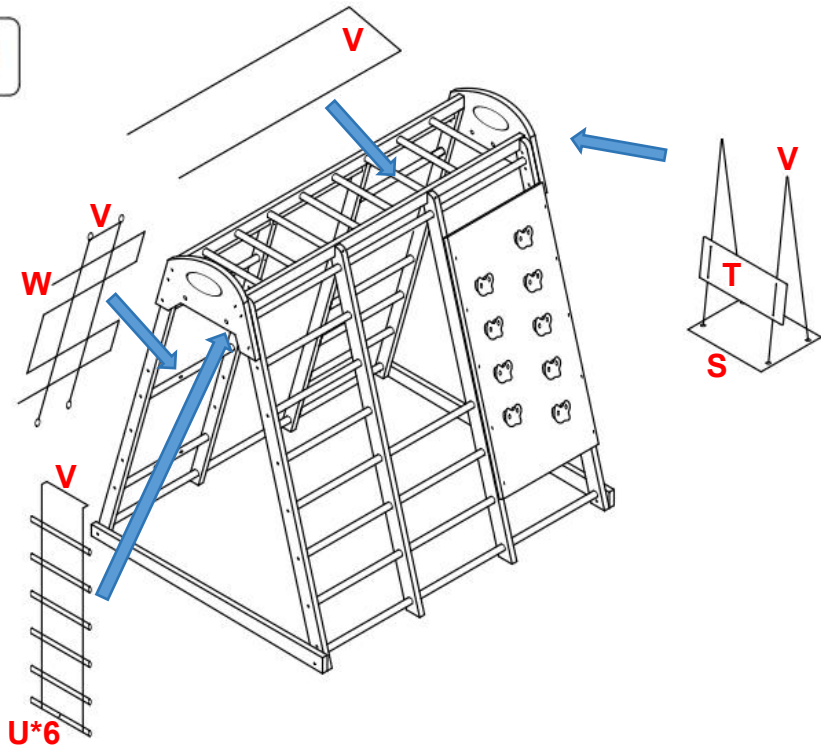


5



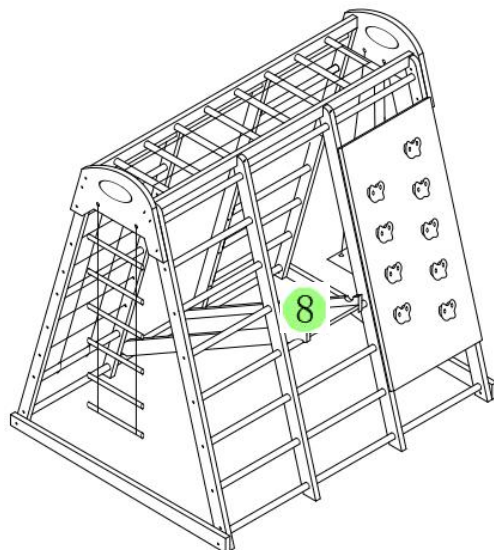


6



7

Place the slide as needed. Installation complete.



MAINTENANCE

7. Nettoyez et désinfectez fréquemment votre produit pour le garder propre et hygiénique.
8. Entreposer à l'écart de la lumière du soleil .
9. Vérifiez la fiabilité des pièces avant utilisation.

Fabricant : Comté de Cao Shengxiang Home Products Co., Ltd.

Adresse : comté de Cao, ville de Heze, province du Shandong en Chine

REPRÉSENTANT CE : E-CrossStu GmbH.

Mainzer Landstr.69, 60329 Francfort-sur-le-Main.

REPRÉSENTANT DU ROYAUME-UNI : YH CONSULTING LIMITED.

C/O YH Consulting Limited Bureau 147, Centurion House, London Road,
Staines-upon-Thames, Surrey, TW18 4AX

Importé en Australie : SIHAO PTY LTD.

1 ROKEVA STREETASTWOOD NSW 2122 Australie

Importé aux États-Unis : Sanven Technology Ltd.

Bureau 250, 9166 Anaheim Place, Rancho Cucamonga, CA 9173 0

VEVOR[®]
TOUGH TOOLS, HALF PRICE

Technique Assistance et certificat de garantie électronique
www.vevor.com/support

VEVOR[®]

TOUGH TOOLS, HALF PRICE

Technischer Support und E-Garantie-zertifikat www.vevor.com/support

HÖLZERNER INNENSPIELPLATZ

MODELL: SX20211006L / SX20211006 M

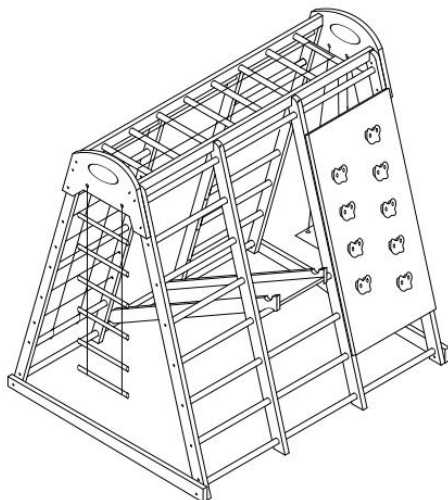
We continue to be committed to provide you tools with competitive price. "Save Half", "Half Price" or any other similar expressions used by us only represents an estimate of savings you might benefit from buying certain tools with us compared to the major top brands and does not necessarily mean to cover all categories of tools offered by us. You are kindly reminded to verify carefully when you are placing an order with us if you are actually saving half in comparison with the top major brands.

VEVOR®

TOUGH TOOLS, HALF PRICE

WOODEN INDOOR
PLAYGROUND

MODELL: SX20211006L / SX20211006 M



HINWEIS: Echte Objekte und Bilder können leicht abweichen, bitte beachten Sie Ihren Kauf!

NEED HELP? CONTACT US!

Have product questions? Need technical support? Please feel free to contact us:

Technical Support and E-Warranty Certificate
www.vevor.com/support

This is the original instruction, please read all manual instructions carefully before operating. VEVOR reserves a clear interpretation of our user manual. The appearance of the product shall be subject to the product you received. Please forgive us that we won't inform you again if there are any technology or software updates on our product.

SAFETY INSTRUCTIONS

WARNUNG:

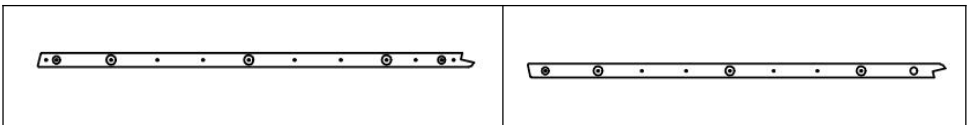
19. Bitte lesen Sie die Anweisungen sorgfältig durch und installieren Sie es korrekt.
20. Von einem Erwachsenen zusammengebaut. Im Spielprozess sollten Eltern immer die Seite der Kinder begleiten .
21. es nicht an einem dunklen, feuchten Ort.
22. Stellen Sie es an einem Ort mit guter Belüftung auf .
23. Reinigen und desinfizieren Sie Ihr Produkt regelmäßig, um es sauber und hygienisch zu halten.
24. Nicht überladen .

























MODEL AND PARAMETERS








Modell	SX20211006L	SX20211006 M
Alter der Bewerbung	3 - 12 Jahre	
Max . Tragfähigkeit	30 0 Pfund (136 kg)	
Rahmengröße	1470*1200*1380mm	1200*1090*1160mm
7 in 1	Kletterwand , Rutsche , Klettergerüst, Strickleiter , Holzleiter, Netzleiter und	
Material	Holz	
Farbe	Natürlich	

PARTS LIST AND INSTALLATION

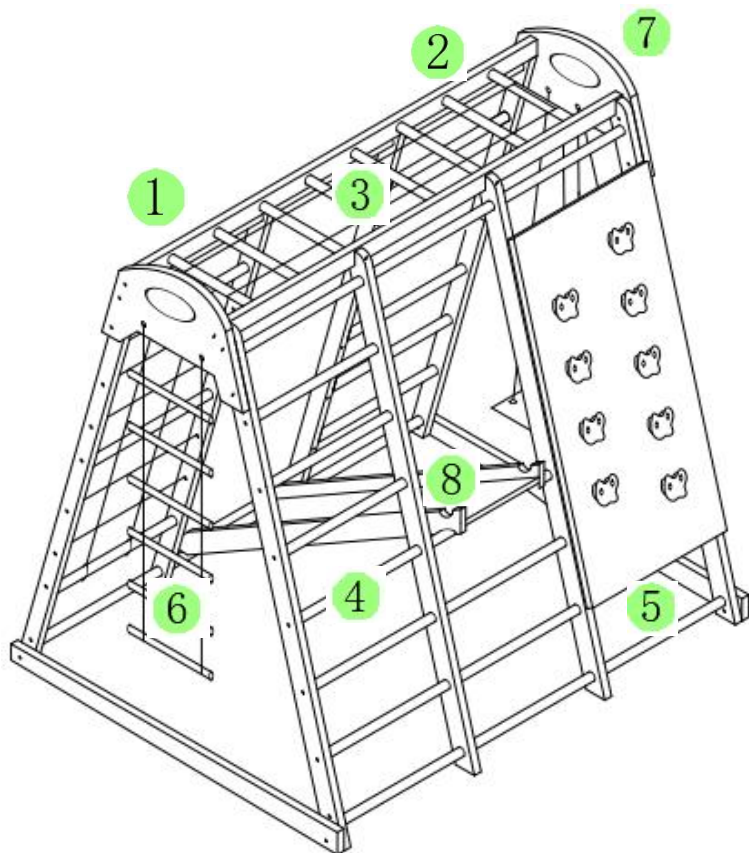
HINWEIS: Bitte überprüfen Sie, ob alle in der Teileliste aufgeführten Teile vorhanden sind.



A x 1	B x 1
	
C x 1	D x 2
	
E x 1	F x 1
	
G x 1	H x 2
	
Ich x 2	J x 2
	
K x 4	L x 3
	
M x 9	N x 8
	
O x 3	P x 1
	
Q x 2	R x 1
	
S x 1	T x 1
	
U x 6	V x 4
	
B x 1	X x 9
	

1 x 52	2 x 12
	
3 x 12	4 x 28
	
5 x 18	6 x 2
	
7 x 1	8 x 8
	
Benutzerhandbuch x1	

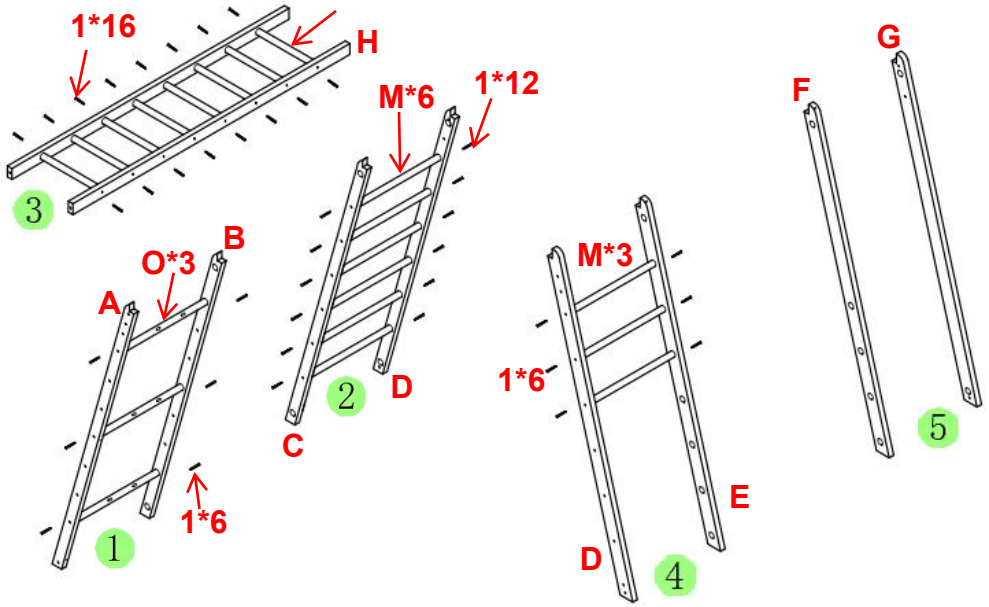
Installation:



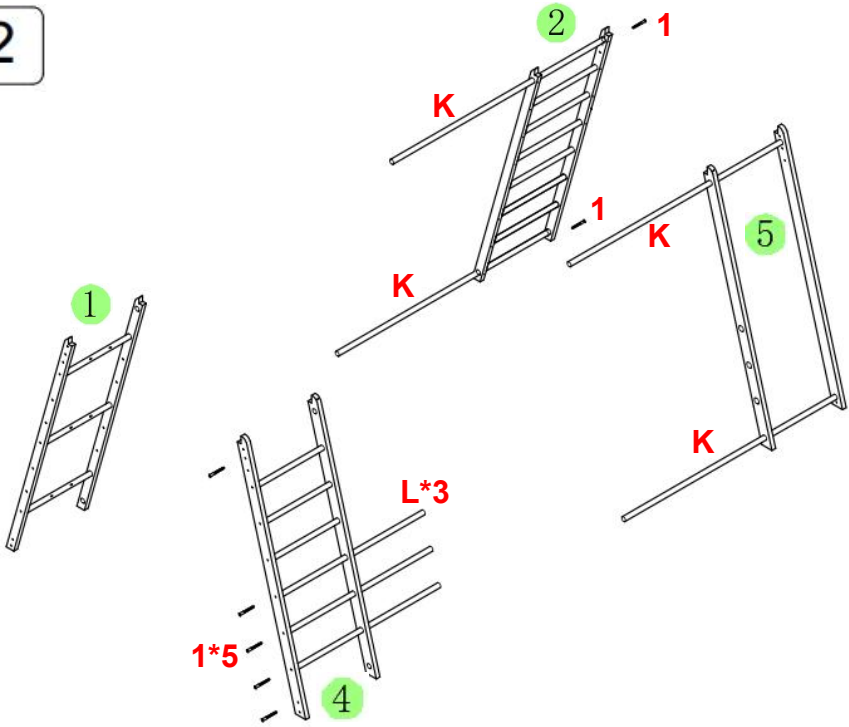
- ① : Netzleiter ② : Holzleiter ③ : Klettergerüst
 ④ : Holzleiter :C - Er ⑤ stungswand : Strickleiter ⑥
 ⑦ : S win g : Slide ⑧

1 Illieren Sie jeden Rahmen

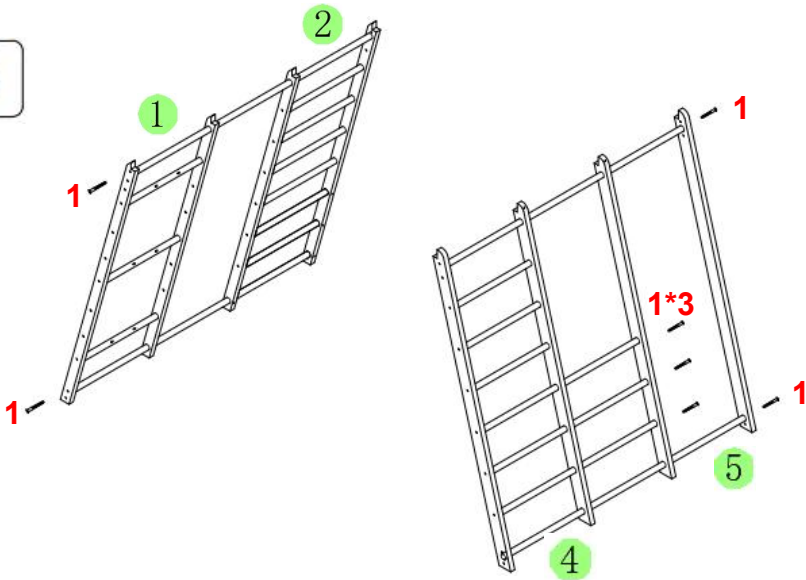
H N*8



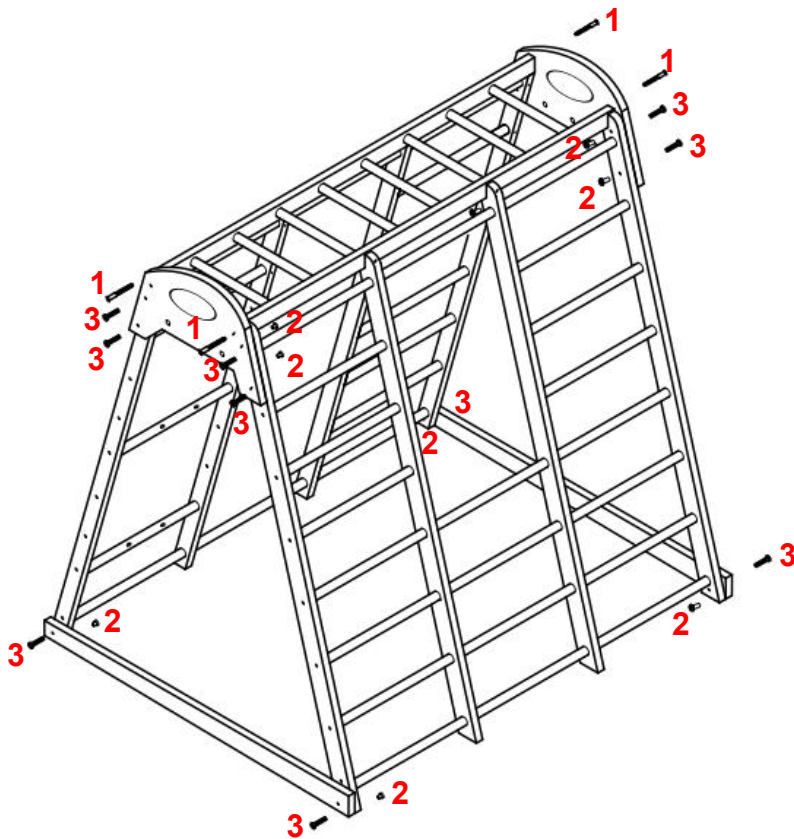
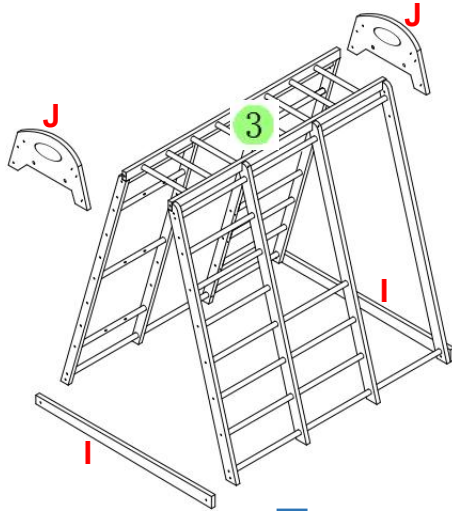
2



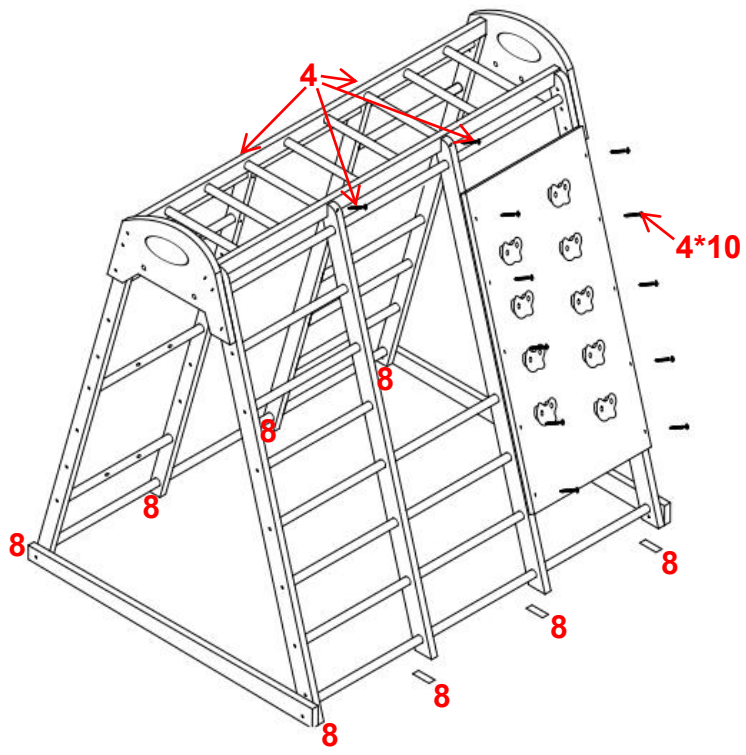
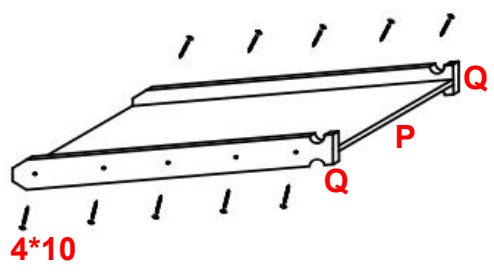
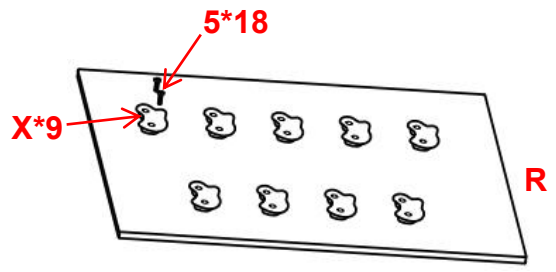
3



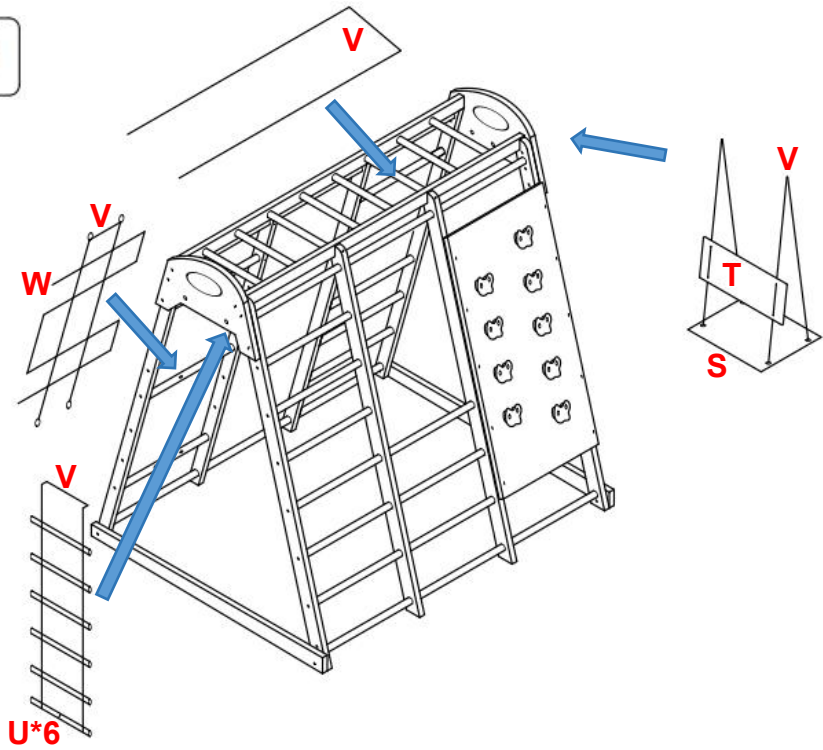
4



5

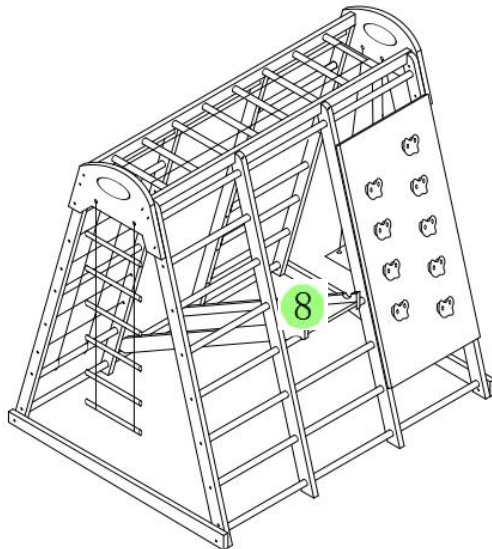


6



7

Place the slide as needed. Installation complete.



MAINTENANCE

10. Reinigen und desinfizieren Sie Ihr Produkt regelmäßig, um es sauber und hygienisch zu halten.
11. Vor direkter Sonneneinstrahlung schützen .
12. Überprüfen Sie vor der Verwendung die Zuverlässigkeit der Teile .

Hersteller: Cao County Shengxiang Home Products Co., Ltd.

Adresse: Kreis Cao, Stadt Heze, Provinz Shandong, China

EC-Vertreter: E-CrossStu GmbH.

Mainzer Landstr.69, 60329 Frankfurt am Main.

Vertreter im Vereinigten Königreich: YH CONSULTING LIMITED.

C/O YH Consulting Limited Büro 147, Centurion House, London Road,
Staines-upon-Thames, Surrey, TW18 4AX

Importiert nach AUS: SIHAO PTY LTD.

1 ROKEVA STREETEASTWOOD NSW 2122 Australien

Importiert in die USA: Sanven Technology Ltd.

Suite 250, 9166 Anaheim Place, Rancho Cucamonga, CA 91730

VEVOR[®]
TOUGH TOOLS, HALF PRICE

Technisch Support- und E-Garantiezertifikat
www.vevor.com/support

VEVOR[®]

TOUGH TOOLS, HALF PRICE

Wsparcie techniczne i certyfikat e-gwarancji www.vevor.com/support

DREWNIANY KRYTY PLAC ZABAW

MODELU: SX20211006L / SX20211006M

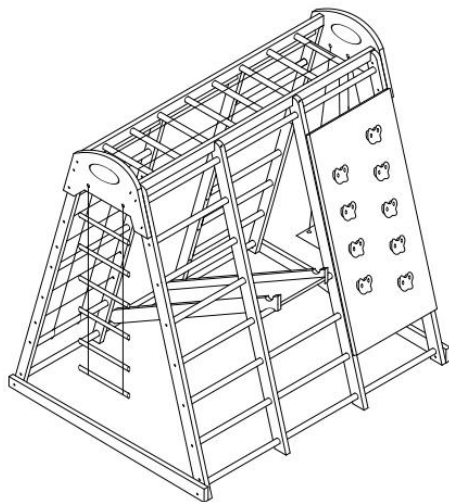
We continue to be committed to provide you tools with competitive price. "Save Half", "Half Price" or any other similar expressions used by us only represents an estimate of savings you might benefit from buying certain tools with us compared to the major top brands and does not necessarily mean to cover all categories of tools offered by us. You are kindly reminded to verify carefully when you are placing an order with us if you are actually saving half in comparison with the top major brands.

VEVOR®

TOUGH TOOLS, HALF PRICE

WOODEN INDOOR
PLAYGROUND

MODEL: SX20211006L / SX20211006M



UWAGA: Rzeczywiste obiekty i zdjęcia mogą się nieznacznie różnić,
prosimy zapoznać się z zakupem!

NEED HELP? CONTACT US!

Have product questions? Need technical support? Please feel free to contact us:

Technical Support and E-Warranty Certificate
www.vevor.com/support

This is the original instruction, please read all manual instructions carefully before operating. VEVOR reserves a clear interpretation of our user manual. The appearance of the product shall be subject to the product you received. Please forgive us that we won't inform you again if there are any technology or software updates on our product.

SAFETY INSTRUCTIONS

OSTRZEŻENIE:



25. Przeczytaj uważnie instrukcję i zainstaluj ją prawidłowo.
26. Złożony przez osobę dorosłą. W trakcie zabawy rodzice powinni zawsze towarzyszyć dzieciom .
27. Nie instaluj go w ciemnym, wilgotnym miejscu.
28. Umieść go w miejscu o dobrej wentylacji .
29. czyść i dezynfekuj swój produkt , aby zachować jego czystość i higienę.
30. Nie przeciążaj .
















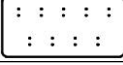








MODEL AND PARAMETERS








Model	SX20211006L	SX20211006 M
Wiek stosowania	3-12 lat	
Maks . nośność	30 0 funtów (136 kg)	
Rozmiar ramki	1470*1200*1380mm	1200*1090*1160mm
7 w 1	Ściana do okrzesywania C , zjeżdżalnia, drążki dla małąp, drabinka linowa , drabinka	
Materiał	Drewno	
Kolor	Naturalny	

PARTS LIST AND INSTALLATION

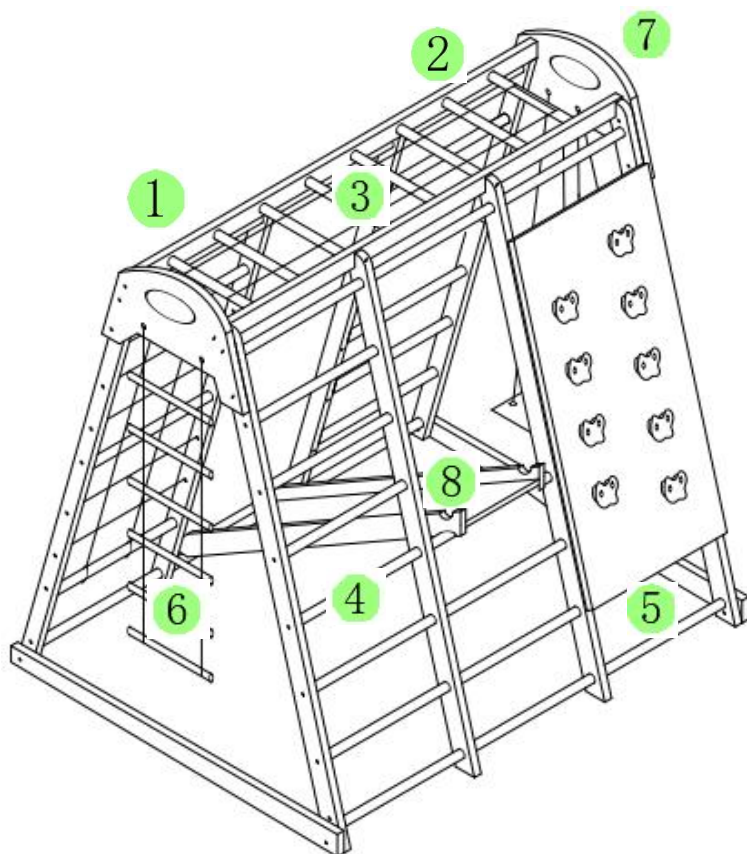
UWAGA: Sprawdź, czy posiadasz wszystkie części wymienione na liście części.

	
A x 1	B x 1

	
C x 1	Dx2
	
Przykład 1	Fx1
	
G x 1	wys . x 2
	
ja x 2	Jx2
	
K x 4	dł. x 3
	
M x 9	N x 8
	
O x 3	Px1
	
Pytanie x 2	Rx1
	
S x 1	Tx1
	
U x 6	V x 4
	
szer. x 1	X x 9
	
1x52	2x12

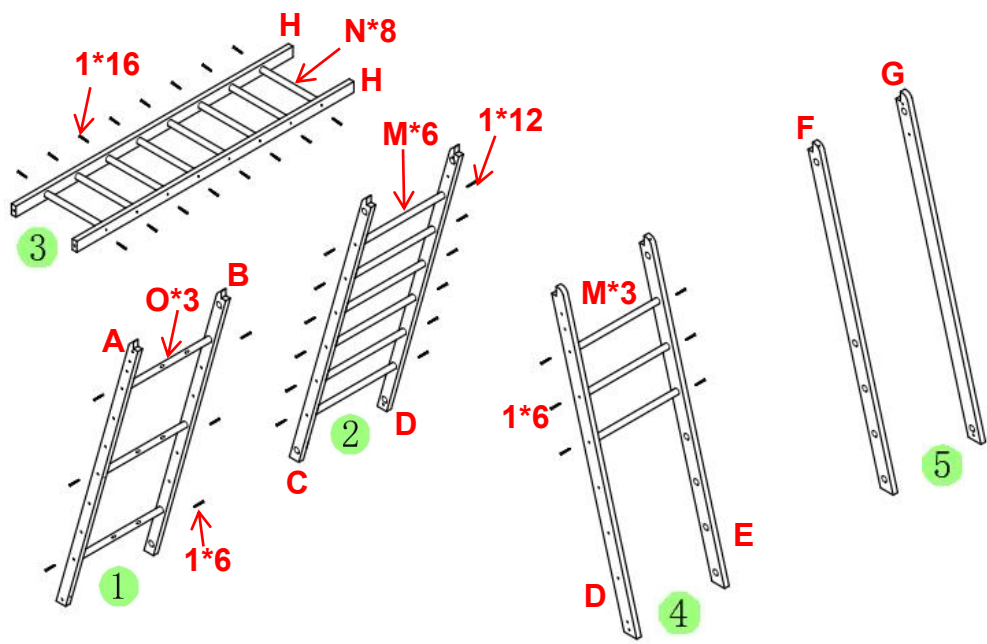
	
3x12	4x28
	
5x18	6x2
	
7x1	8 x 8
	
Instrukcja obsługi x1	

Instalacja:

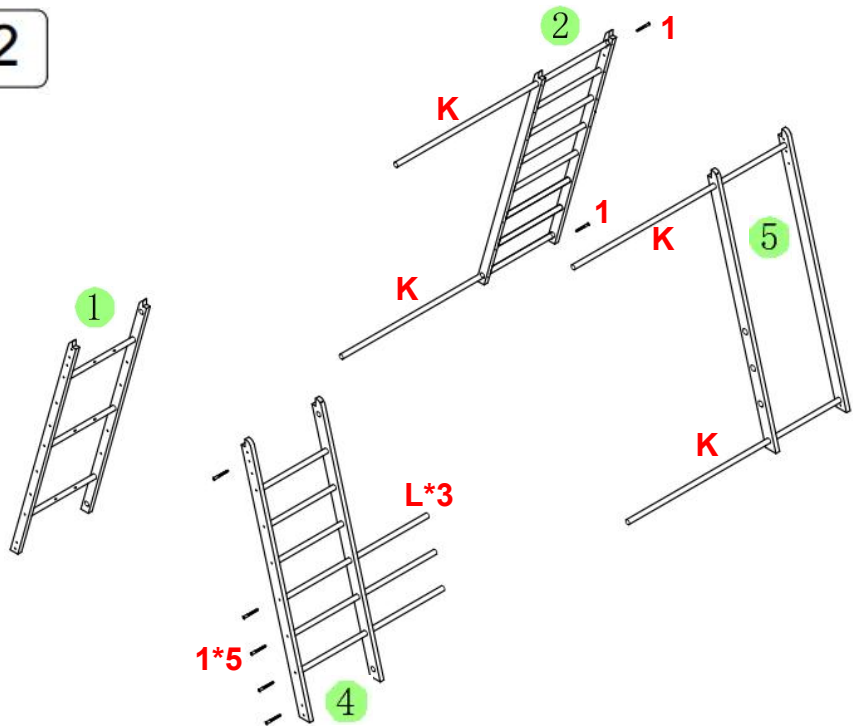


- 1 : Drabina sieciowa 2 : Drabina drewniana 3 : Drążki
 4 : Drabina drewniana 5 : C Ściana do okrzesyw 6 : Drabina linowa
 7 : S wing : S lide 8

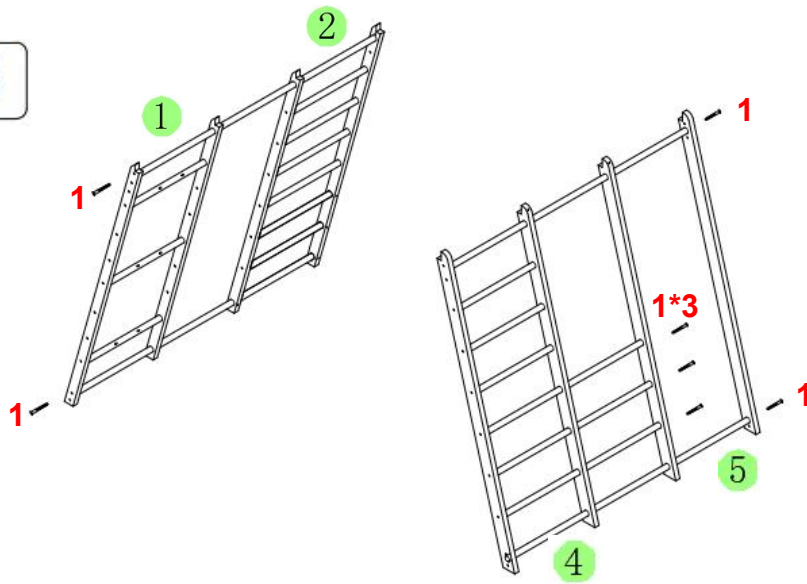
1 Instaluj każdą ramkę



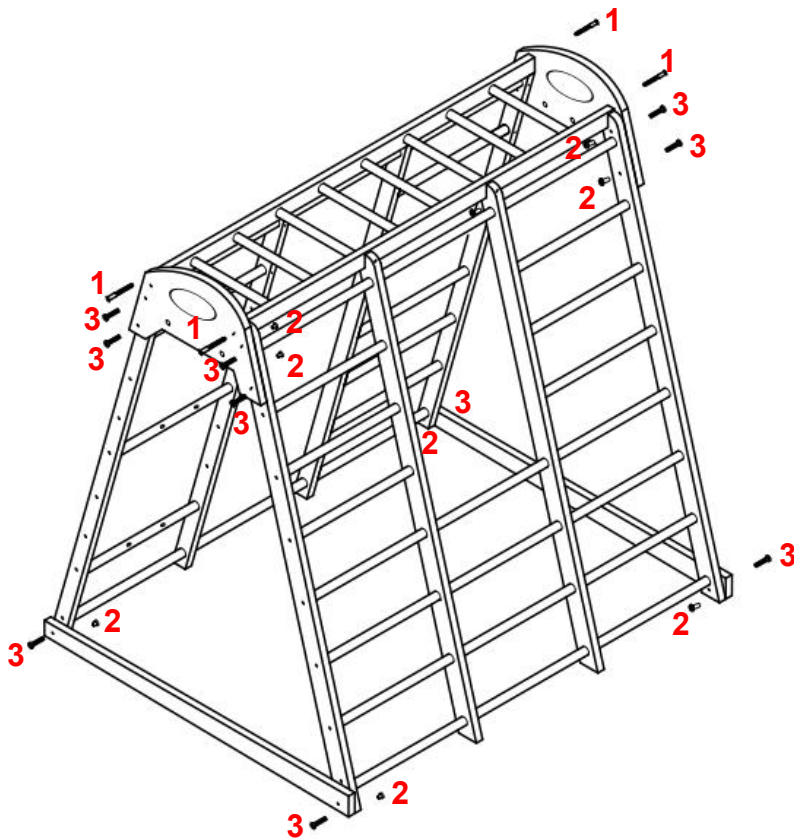
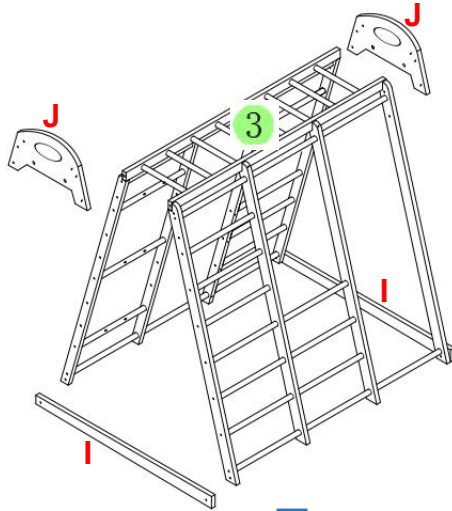
2



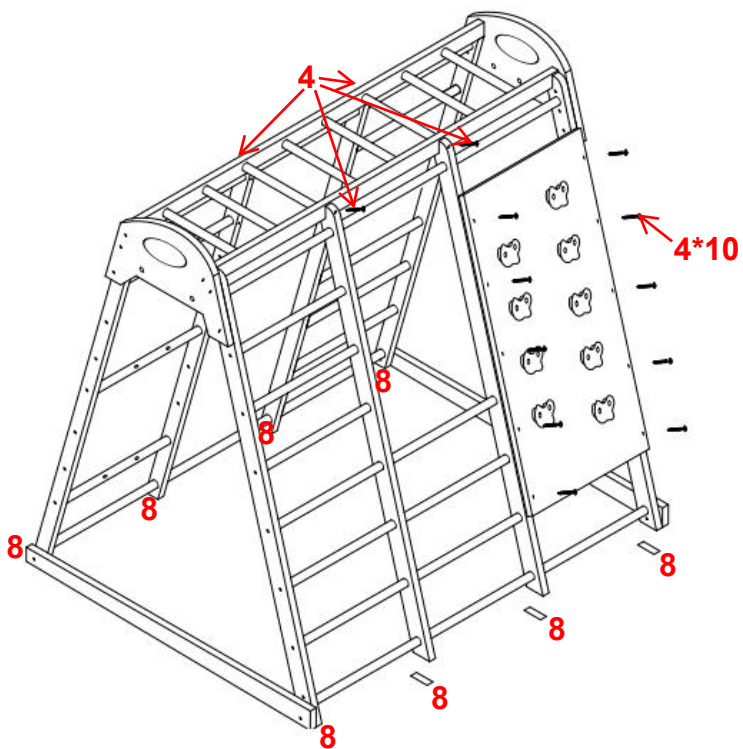
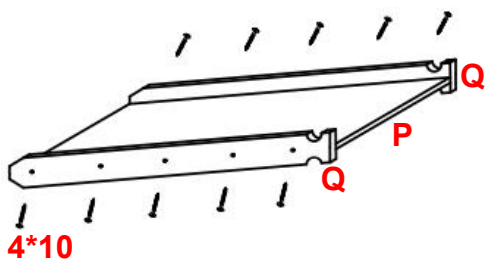
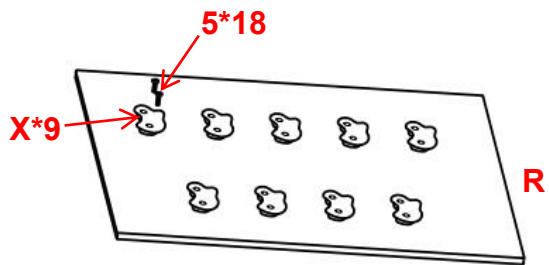
3



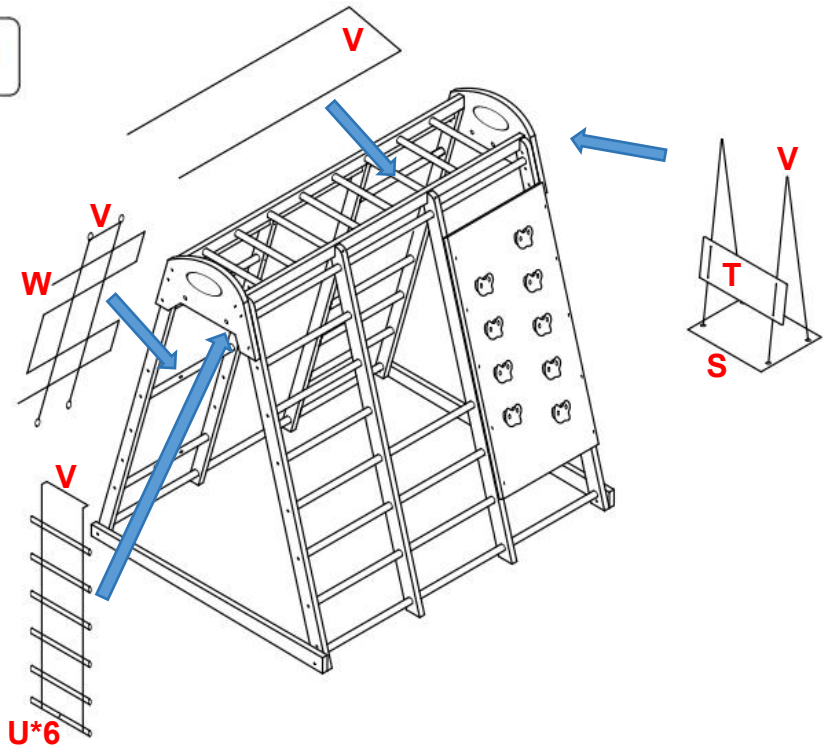
4



5

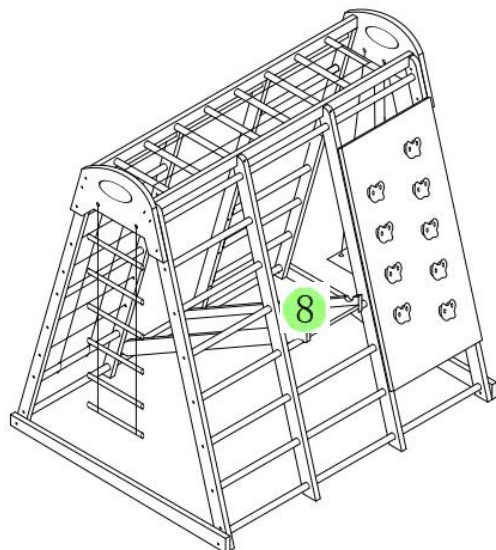


6



7

Place the slide as needed. Installation complete.



MAINTENANCE

13. czyścić i dezynfekuj swój produkt , aby zachować jego czystość i higienę.
14. Przechowywać z dala od bezpośredniego światła słonecznego .
15. użyciem sprawdzić niezawodność części .

Producent: Cao County Shengxiang Home Products Co., Ltd.

Adres: hrabstwo Cao, miasto Heze, prowincja Shandong, Chiny

Przedstawiciel KE: E-CrossStu GmbH.

Mainzer Landstr.69, 60329 Frankfurt nad Menem.

REPUBLIKA WIELKIEJ BRYTANII: YH CONSULTING LIMITED.

C/O YH Consulting Limited Office 147, Centurion House, London Road,
Staines-upon-Thames, Surrey, TW18 4AX

Import do AUS: SIHAO PTY LTD.

1 ROKEVA STREETEASTWOOD NSW 2122 Australia

Import do USA: Sanven Technology Ltd.

Suite 250, 9166 Anaheim Place, Rancho Cucamonga, Kalifornia 9173 0

VEVOR[®]

TOUGH TOOLS, HALF PRICE

Techniczny Certyfikat wsparcia i e-gwarancji

www.vevor.com/support

VEVOR[®]

TOUGH TOOLS, HALF PRICE

Supporto tecnico e certificato di garanzia elettronica www.vevor.com/support

PARCO GIOCHI INTERNO IN LEGNO

MODELLO: SX20211006L / SX20211006M

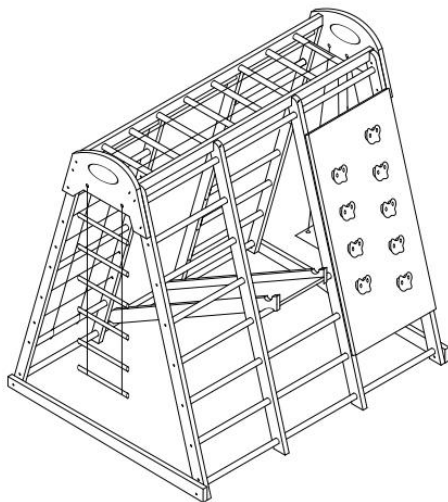
We continue to be committed to provide you tools with competitive price. "Save Half", "Half Price" or any other similar expressions used by us only represents an estimate of savings you might benefit from buying certain tools with us compared to the major top brands and does not necessarily mean to cover all categories of tools offered by us. You are kindly reminded to verify carefully when you are placing an order with us if you are actually saving half in comparison with the top major brands.

VEVOR®

TOUGH TOOLS, HALF PRICE

WOODEN INDOOR
PLAYGROUND

MODELLO: SX20211006L / SX20211006 M



NOTA: gli oggetti e le immagini reali potrebbero essere leggermente diversi, fare riferimento al tuo acquisto!

NEED HELP? CONTACT US!

Have product questions? Need technical support? Please feel free to contact us:

Technical Support and E-Warranty Certificate
www.vevor.com/support

This is the original instruction, please read all manual instructions carefully before operating. VEVOR reserves a clear interpretation of our user manual. The appearance of the product shall be subject to the product you received. Please forgive us that we won't inform you again if there are any technology or software updates on our product.

SAFETY INSTRUCTIONS

AVVERTIMENTO:

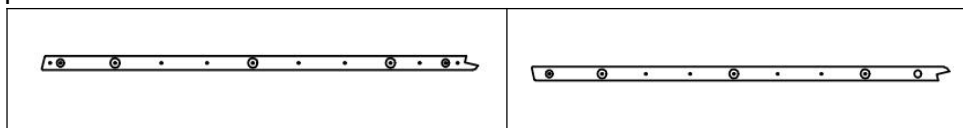
31. Si prega di leggere attentamente le istruzioni e installarlo correttamente .
32. Assemblato da un adulto. Nel processo di gioco, i genitori dovrebbero sempre accompagnare i bambini .
33. Non installarlo in un luogo buio e umido.
34. Mettilo in un luogo con una buona ventilazione .
35. Pulisci e disinfetta frequentemente il tuo prodotto per mantenerlo pulito e igienico.
36. Non sovraccaricare .

























MODEL AND PARAMETERS








Modello	SX20211006L	SX20211006 M
Età di applicazione	3 - 12 anni	
Massimo . capacità	30 0 libbre (136 kg)	
Dimensione della servizio	1470*1200*1380mm	1200*1090*1160 mm
7 in 1	Parete d'arrampicata , Scivolo, Monkey bar, Scala di corda , Scala di legno, Scala di rete e	
Materiale	Legna	
Colore	Naturale	

PARTS LIST AND INSTALLATION

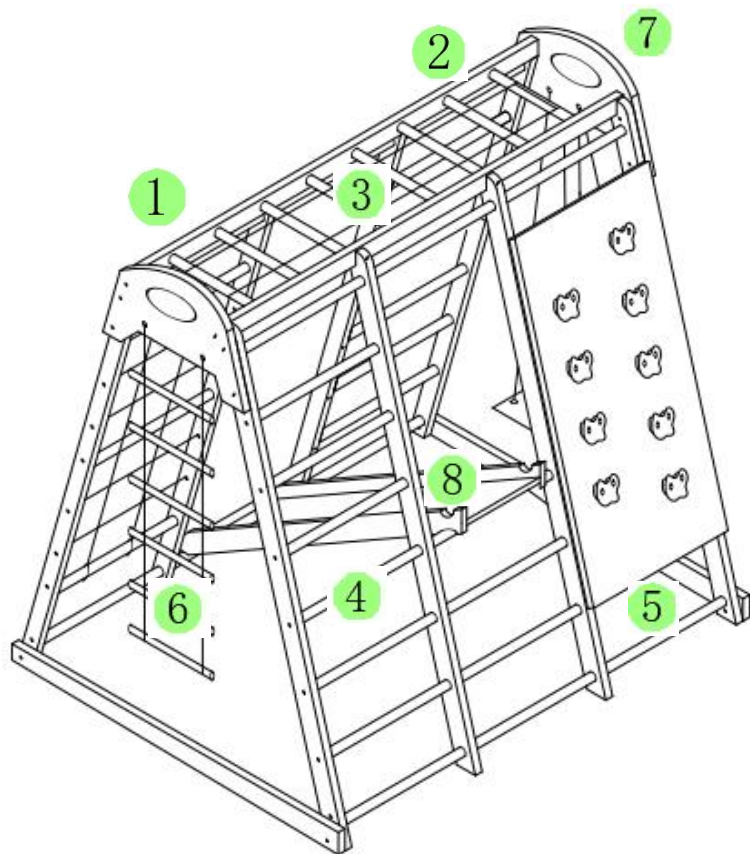
NOTA: verificare di avere tutte le parti come mostrato nell'elenco delle parti.



A x 1	Bx1
	
Cx1	Dx2
	
Es 1	Fx1
	
Gx1	H x 2
	
Io x 2	Jx2
	
K x 4	Lx3
	
Mx9	N x 8
	
O x 3	Px1
	
Q x 2	Rx1
	
Sx1	T x 1
	
U x 6	Vx4
	
Lx1	Xx9
	

1 × 52	2 × 12
	
3 × 12	4 × 28
	
5 × 18	6 × 2
	
7 × 1	8 × 8
	
Manuale utente x1	

Installazione:



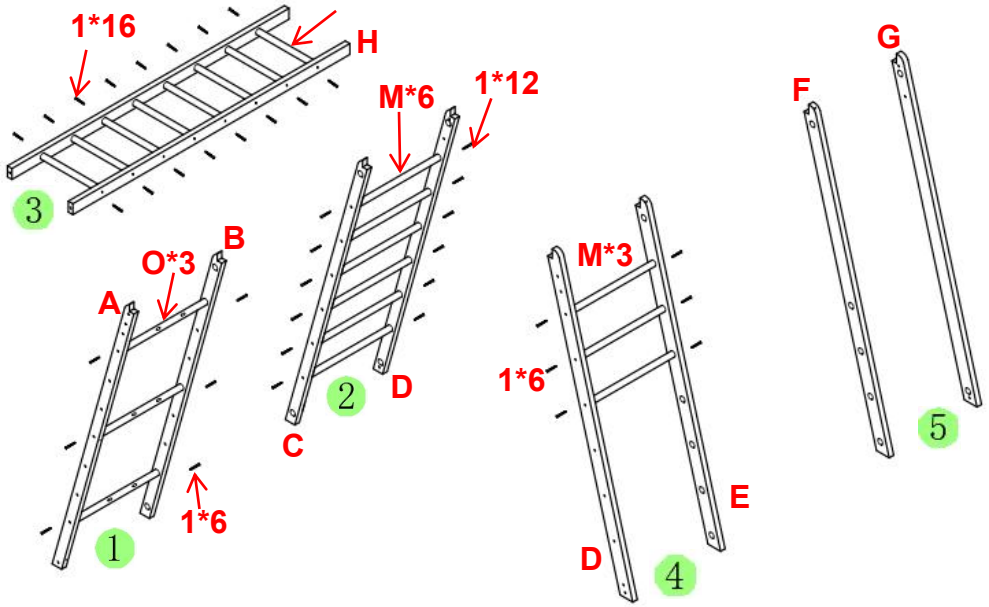
1 :Scala rete der scimmie 2 : Scaletta in legno 3 : Barre per scimmie

4 : Scala in legno : 5 : Scaletta in legno 6 : Corda

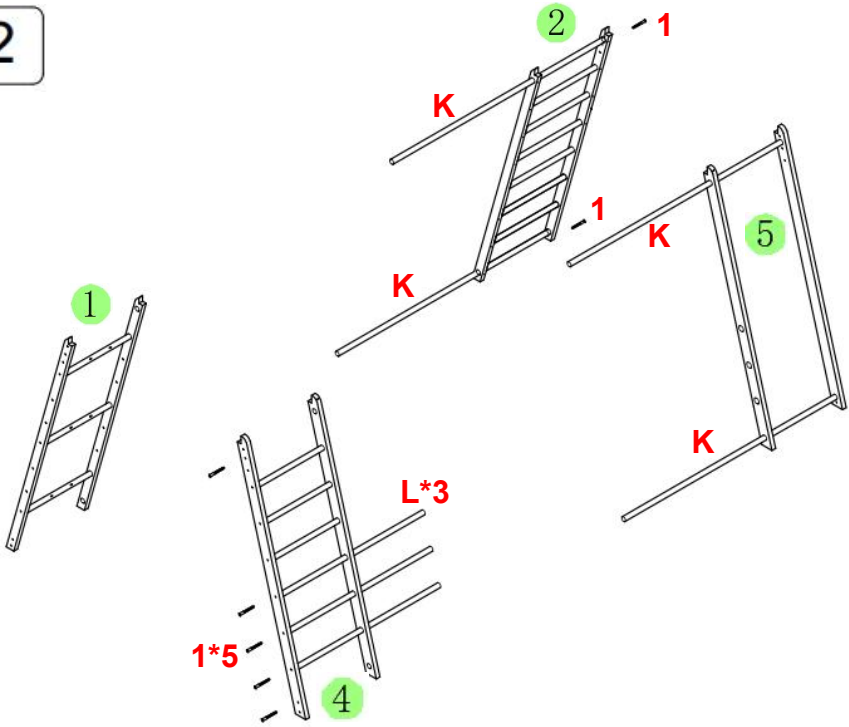
7 : Scaletta in legno 8 : Guida

1 Installa ciascun telaio

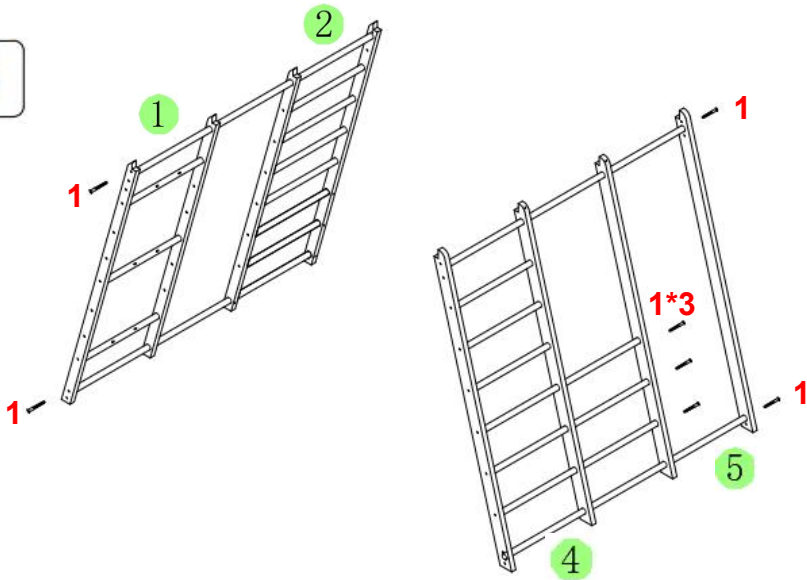
H N*8



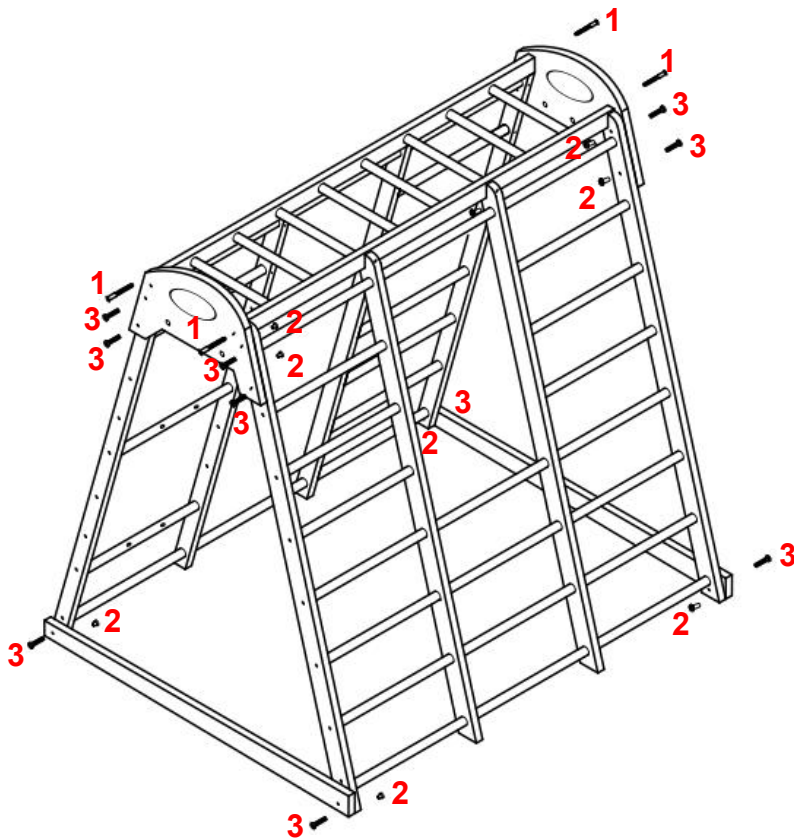
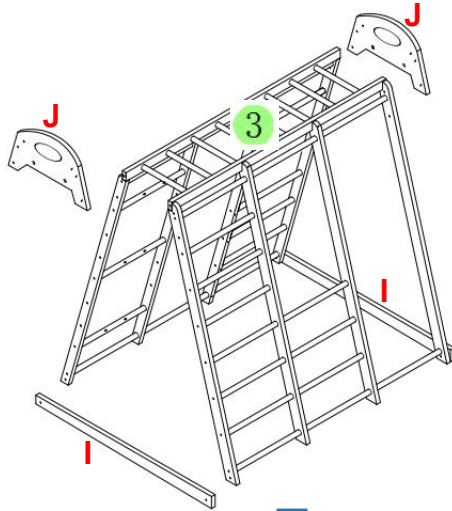
2



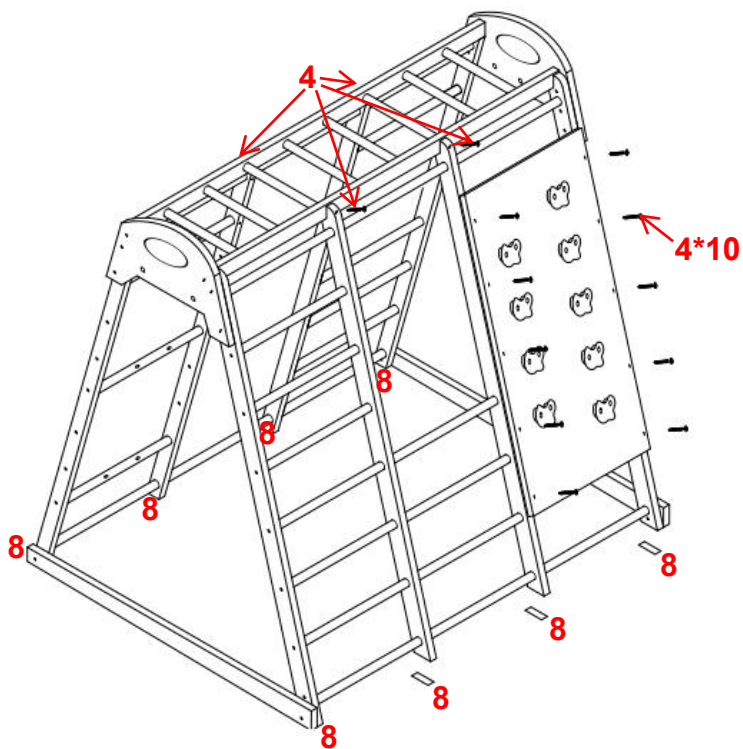
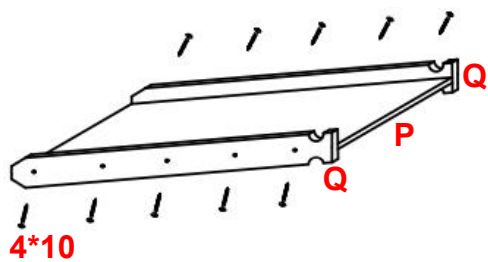
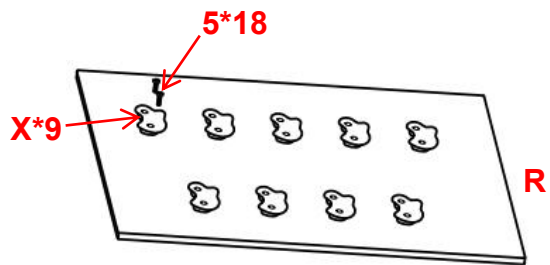
3



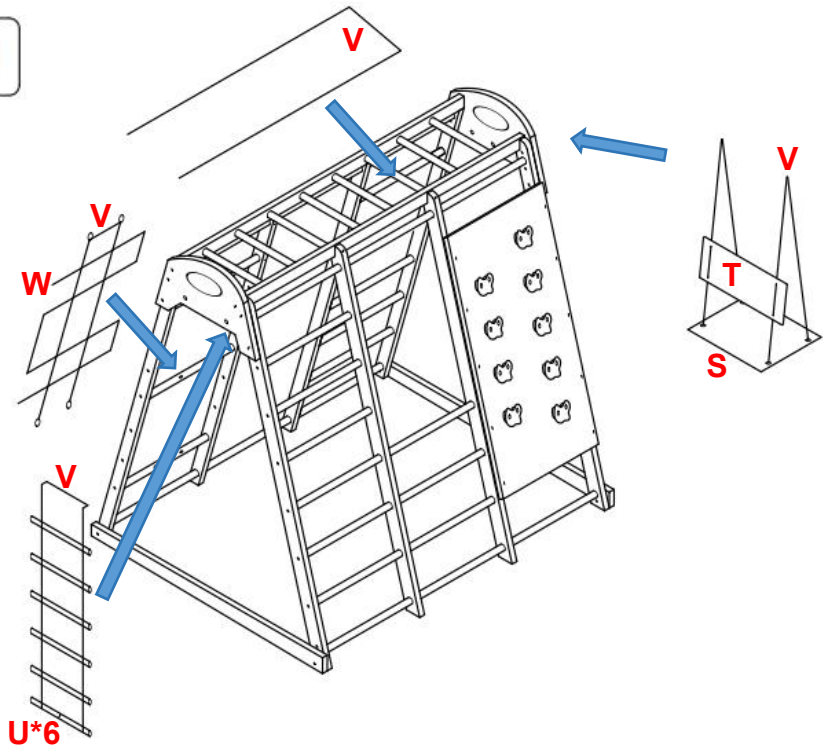
4



5

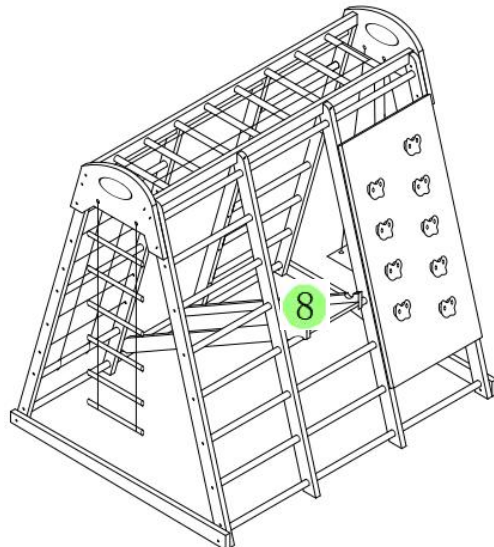


6



7

Place the slide as needed. Installation complete.



MAINTENANCE

16. Pulisci e disinfetta frequentemente il tuo prodotto per mantenerlo pulito e igienico.
17. Conservare lontano dalla luce solare diretta .
18. Verificare l'affidabilità delle parti prima dell'uso.

Produttore: Cao County Shengxiang Home Products Co., Ltd.

Indirizzo: contea di Cao, città di Heze, provincia di Shandong, Cina

RAPPRESENTANTE CE: E-CrossStu GmbH.

Mainzer Landstr.69, 60329 Francoforte sul Meno.

REP. DEL REGNO UNITO: YH CONSULTING LIMITED.

C/O YH Consulting Limited Office 147, Centurion House, London Road,
Staines-upon-Thames, Surrey, TW18 4AX

Importato in AUS: SIHAO PTY LTD.

1 ROKEVA STREETEASTWOOD NSW 2122 Australia

Importato negli Stati Uniti: Sanven Technology Ltd.

Suite 250, 9166 Anaheim Place, Rancho Cucamonga, CA 91730

VEVOR[®]

TOUGH TOOLS, HALF PRICE

Tecnico Supporto e certificato di garanzia elettronica

www.vevor.com/support

VEVOR[®]

TOUGH TOOLS, HALF PRICE

Soporte técnico y certificado de garantía electrónica www.vevor.com/support

PARQUE INFANTIL DE MADERA

MODELO: SX20211006L / SX20211006 M

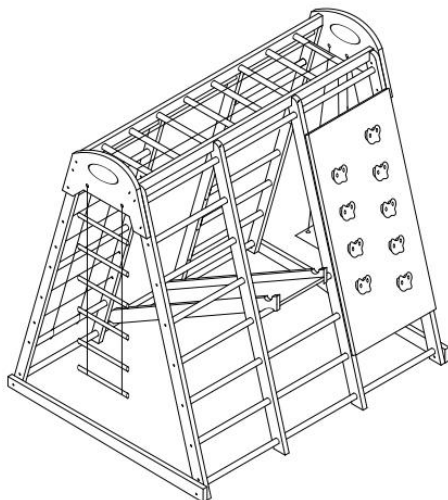
We continue to be committed to provide you tools with competitive price. "Save Half", "Half Price" or any other similar expressions used by us only represents an estimate of savings you might benefit from buying certain tools with us compared to the major top brands and does not necessarily mean to cover all categories of tools offered by us. You are kindly reminded to verify carefully when you are placing an order with us if you are actually saving half in comparison with the top major brands.

VEVOR®

TOUGH TOOLS, HALF PRICE

WOODEN INDOOR
PLAYGROUND

MODELO: SX20211006L / SX20211006 M



NOTA: Los objetos y las imágenes reales pueden ser ligeramente diferentes, ¡ consulte su compra!

NEED HELP? CONTACT US!

Have product questions? Need technical support? Please feel free to contact us:

Technical Support and E-Warranty Certificate
www.vevor.com/support

This is the original instruction, please read all manual instructions carefully before operating. VEVOR reserves a clear interpretation of our user manual. The appearance of the product shall be subject to the product you received. Please forgive us that we won't inform you again if there are any technology or software updates on our product.

SAFETY INSTRUCTIONS

ADVERTENCIA:























37. Lea atentamente las instrucciones e instálelo correctamente .
38. Montado por un adulto. En el proceso de juego, los padres siempre deben acompañar al lado de los niños .
39. No lo instale en un lugar oscuro y húmedo.
40. Colóquelo en un lugar con buena ventilación .
41. Limpie y desinfecte su producto con frecuencia para mantenerlo limpio e higiénico.
42. No sobrecargues .












MODEL AND PARAMETERS

Modelo	SX20211006L	SX20211006M
Edad de aplicación	3 - 12 años	
Máximo . capacidad	30 0 libras (136 kg)	
Tamaño del marco	1470*1200*1380mm	1200*1090*1160mm
7 en 1	Muro de escalada , Tobogán, Barras, Escalera de cuerda , Escalera de madera,	
Material	Madera	
Color	Natural	

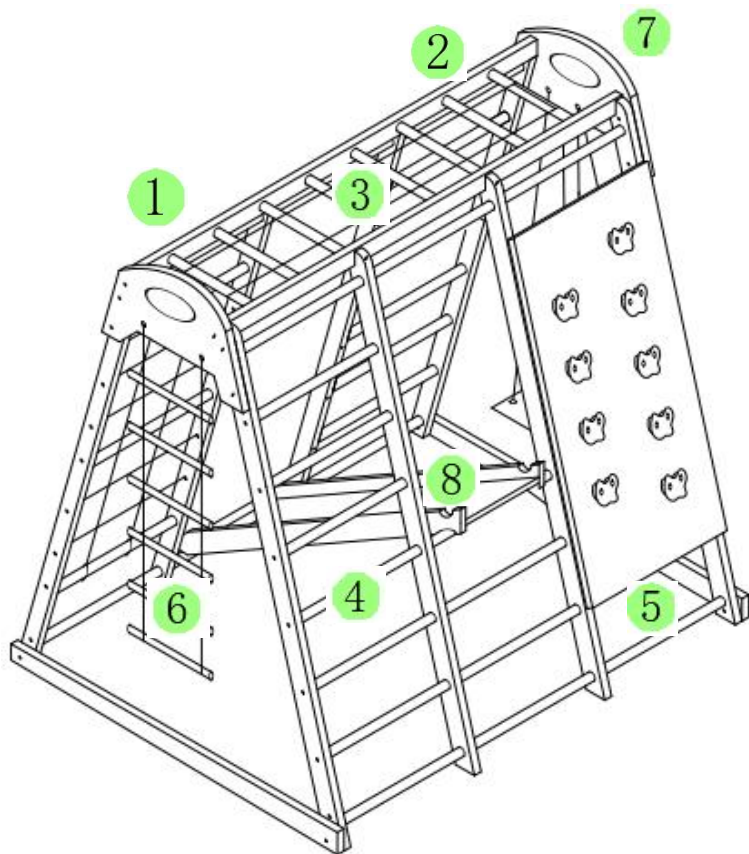
PARTS LIST AND INSTALLATION

NOTA: Verifique que tenga todas las piezas como se muestra en la lista de piezas.

	
Un x 1	B x 1
	
C x 1	D x 2
	
E x 1	F x 1
	
G x 1	Alto x 2
	
yo x 2	J x 2
	
K x 4	Largo x 3
	
M x 9	N x 8
	
buey 3	P x 1
	
Q x 2	R x 1
	
S x 1	Transmisión x 1
	
U x 6	V x 4

	
Ancho x 1	X x 9
	
1x52	2x12
	
3 x 12	4x28
	
5x18	6x2
	
7x1	8 x 8
	
Manual de usuario x1	

Instalación:



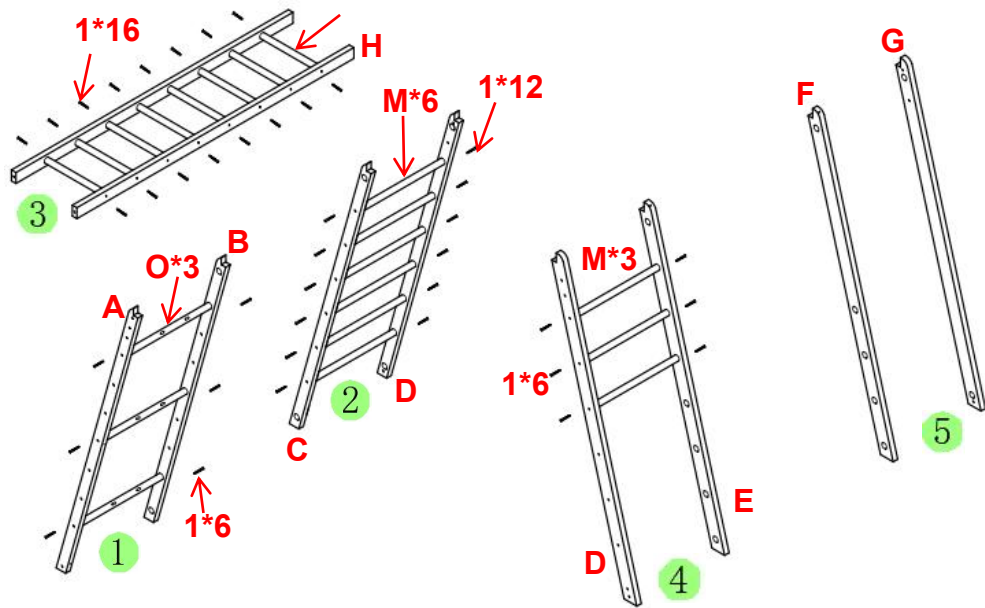
1 : Net muchacho de 2 : Escalera de m 3 : Barra :
Barras

4 : Escalera de mac 5 : C pared de ramas : Es 6 : ara de cuerda

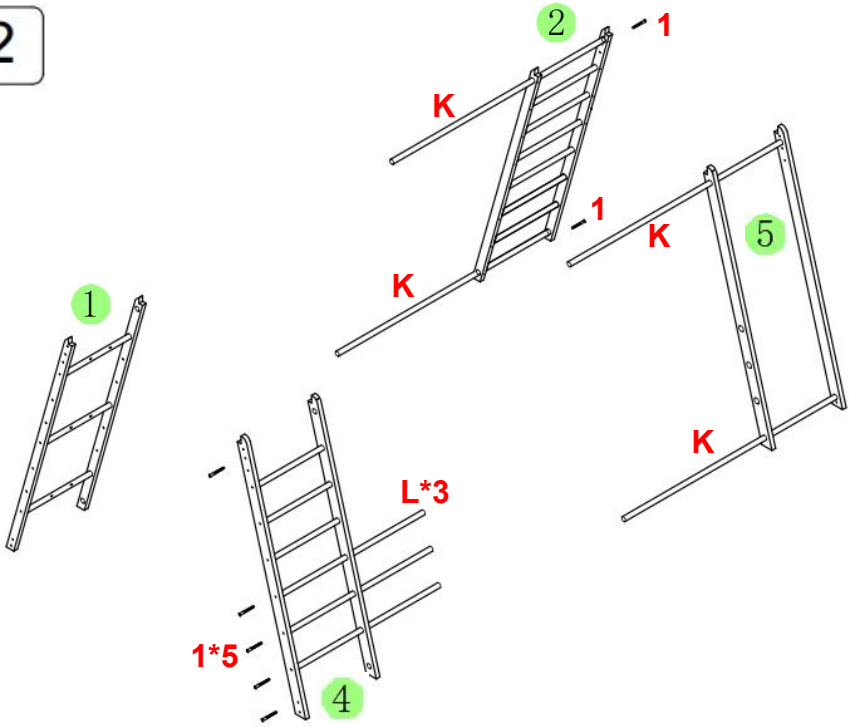
7 : Girar : Deslizar 8

1 ar cada marco

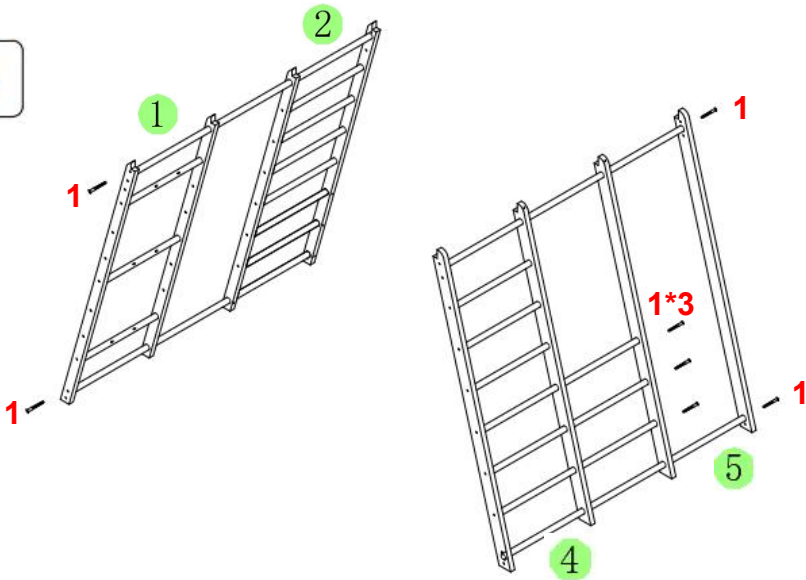
H N*8



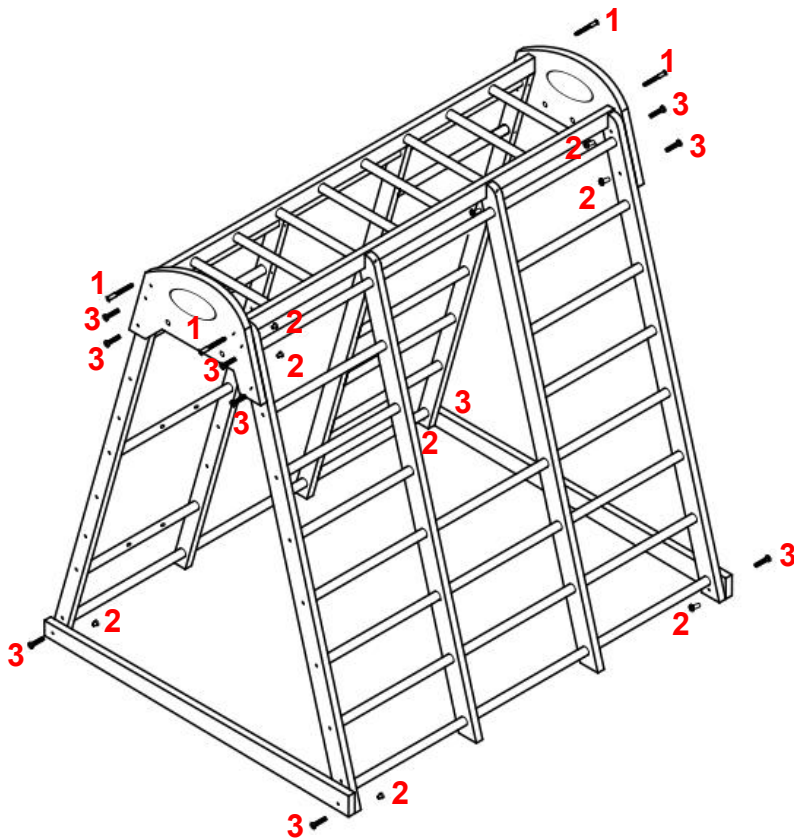
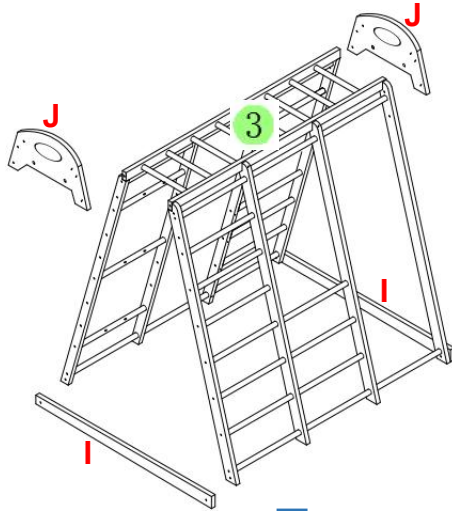
2



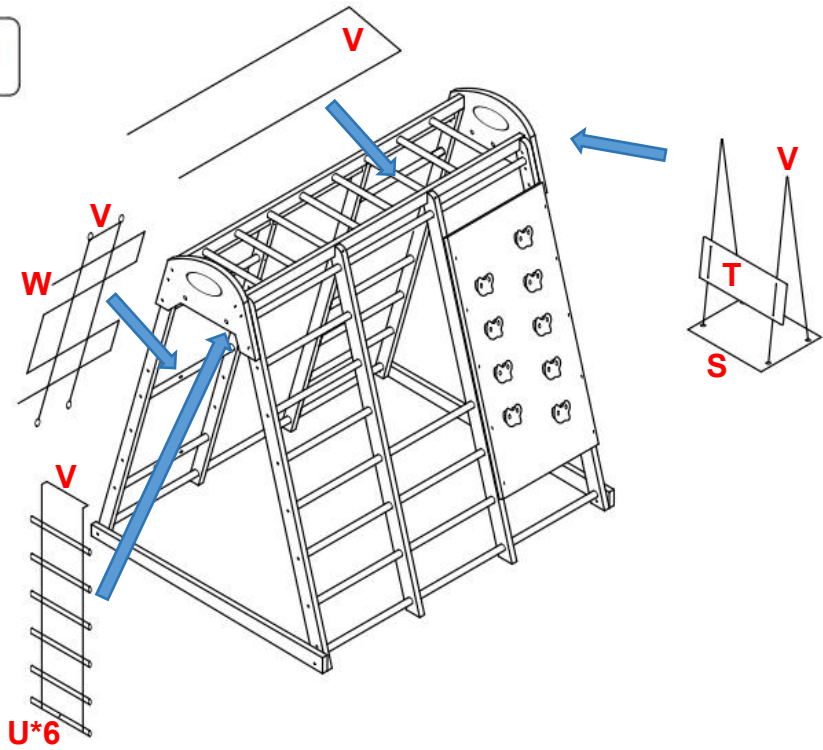
3



4

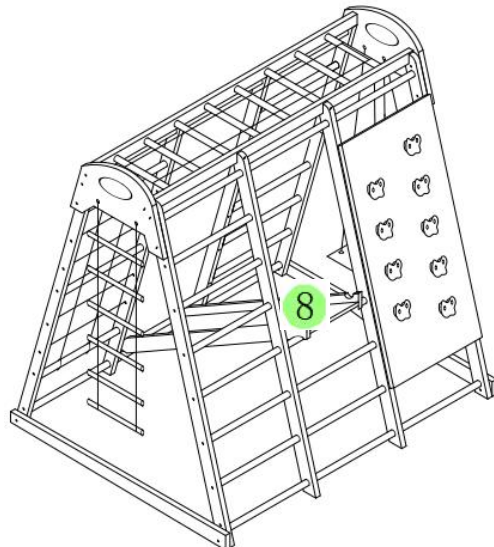


6



7

Place the slide as needed. Installation complete.



MAINTENANCE

19. Limpie y desinfecte su producto con frecuencia para mantenerlo limpio e higiénico.
20. Guardar alejado de la luz directa del sol .
21. Verifique la confiabilidad de las piezas antes de su uso.

Fabricante: Cao County Shengxiang Home Products Co., Ltd.

Dirección: Condado de Cao, ciudad de Heze, provincia de Shandong, China

REPRESENTANTE CE: E-CrossStu GmbH.

Mainzer Landstr.69, 60329 Fráncfort del Meno.

REPRESENTANTE DEL REINO UNIDO: YH CONSULTING LIMITED.

C/O YH Consulting Limited Oficina 147, Centurion House, London Road,
Staines-upon-Thames, Surrey, TW18 4AX

Importado a AUS: SIHAO PTY LTD.

1 ROKEVA STREET ASTWOOD NSW 2122 Australia

Importado a EE. UU.: Sanven Technology Ltd.

Suite 250, 9166 Anaheim Place, Rancho Cucamonga, CA 9173 0

VEVOR[®]
TOUGH TOOLS, HALF PRICE

Técnico Certificado de soporte y garantía electrónica
www.vevor.com/support

VEVOR[®]

TOUGH TOOLS, HALF PRICE

Teknisk support och e-garanticertifikat www.vevor.com/support

LEKPLATS I TRÄ INOMHUS

MODELL: SX20211006L / SX20211006 M

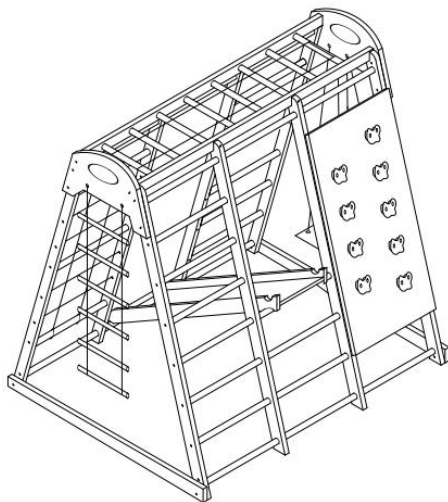
We continue to be committed to provide you tools with competitive price. "Save Half", "Half Price" or any other similar expressions used by us only represents an estimate of savings you might benefit from buying certain tools with us compared to the major top brands and does not necessarily mean to cover all categories of tools offered by us. You are kindly reminded to verify carefully when you are placing an order with us if you are actually saving half in comparison with the top major brands.

VEVOR[®]

TOUGH TOOLS, HALF PRICE

WOODEN INDOOR
PLAYGROUND

MODELL: SX20211006L / SX20211006 M



OBS: Verkliga föremål och bilder kan vara något annorlunda, se ditt köp!

NEED HELP? CONTACT US!

Have product questions? Need technical support? Please feel free to contact us:

Technical Support and E-Warranty Certificate
www.vevor.com/support

This is the original instruction, please read all manual instructions carefully before operating. VEVOR reserves a clear interpretation of our user manual. The appearance of the product shall be subject to the product you received. Please forgive us that we won't inform you again if there are any technology or software updates on our product.

SAFETY INSTRUCTIONS

WARNING:



43. Läs instruktionerna noggrant och installera den korrekt.
44. Monteras av en vuxen. Under leken bör föräldrar alltid följa med barnens sida .
45. den inte på en mörk, fuktig plats.
46. Placera den på en plats med god ventilation .
47. Rengör och desinficera din produkt ofta för att hålla den ren och hygienisk.
48. Överbelasta inte .
















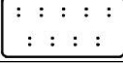








MODEL AND PARAMETERS








Modell	SX20211006L	SX20211006 M
Ansökningsålder	3-12 år	
Max . bärkraft	30 0lbs (136 kg)	
Ram storlek	1470*1200*1380mm	1200*1090*1160mm
7 i 1	C kvistvägg , rutschkana, apstänger, repstege , trästege, nätstege och gunga	
Material	Trä	
Färg	Naturlig	

PARTS LIST AND INSTALLATION

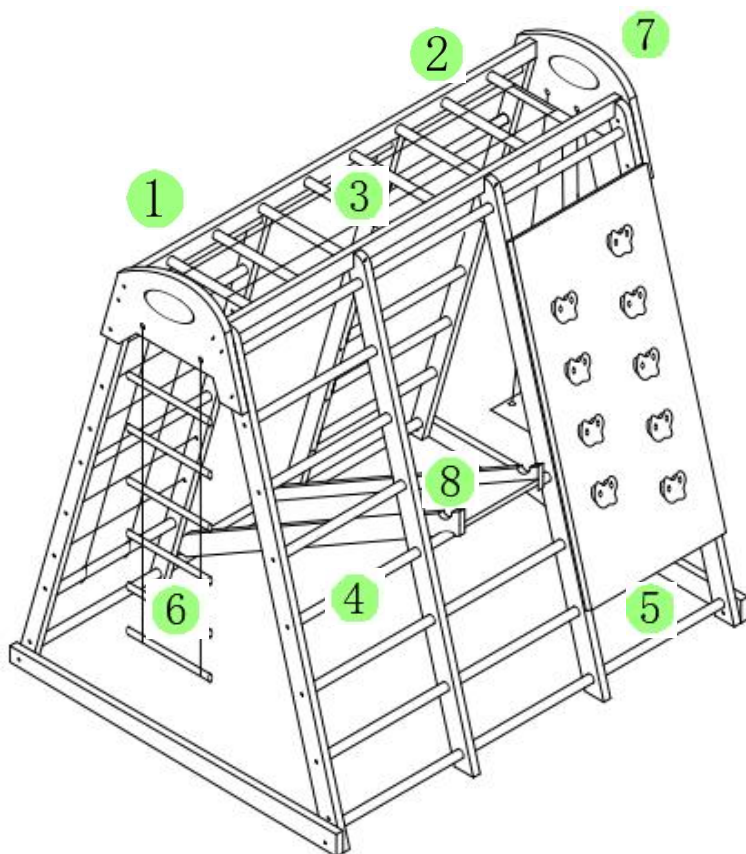
OBS: Kontrollera att du har alla delar som visas i dellistan.

	
A x 1	B x 1

	
C x 1	D x 2
	
E x 1	F x 1
	
G x 1	H x 2
	
jag x 2	J x 2
	
K x 4	L x 3
	
M x 9	N x 8
	
O x 3	P x 1
	
Q x 2	R x 1
	
S x 1	T x 1
	
U x 6	V x 4
	
B x 1	X x 9
	
1 x 52	2 x 12

	
3 x 12	4 x 28
	
5 x 18	6 x 2
	
7 x 1	8 x 8
	
Användarmanual x1	

Installation:



1 : Net lad der

2 : Træstege

3 : Klätterställning

4 : Træstege : C kvist 5 gg : Repstege

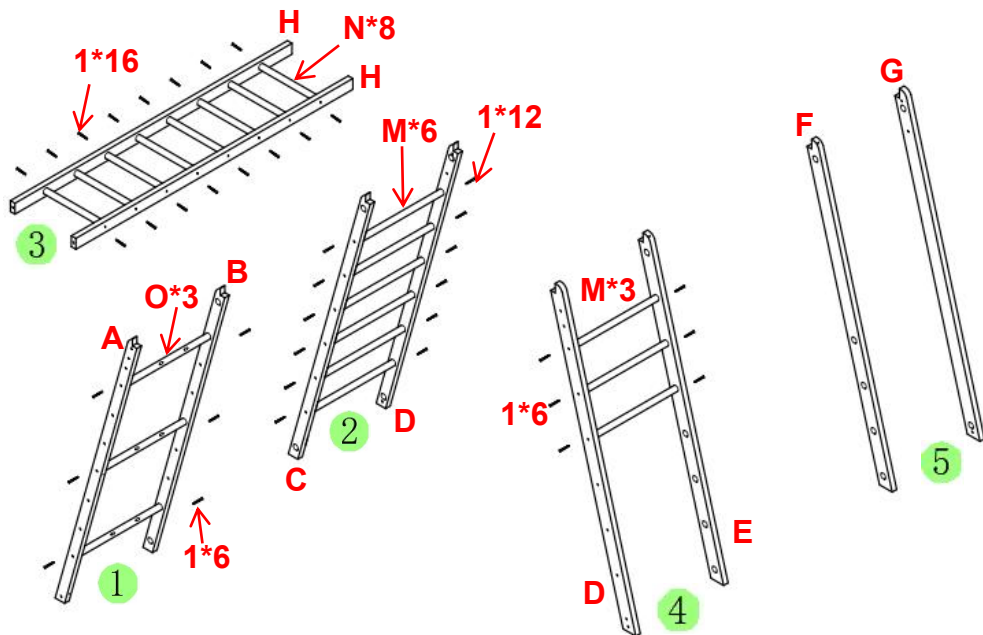
6

7 : Sving : S lide

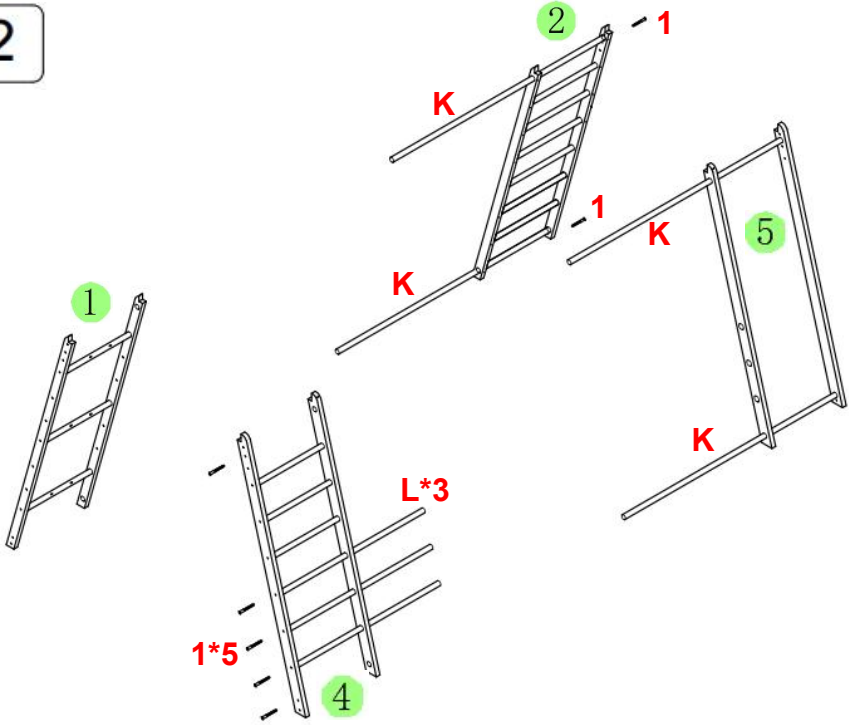
8

1

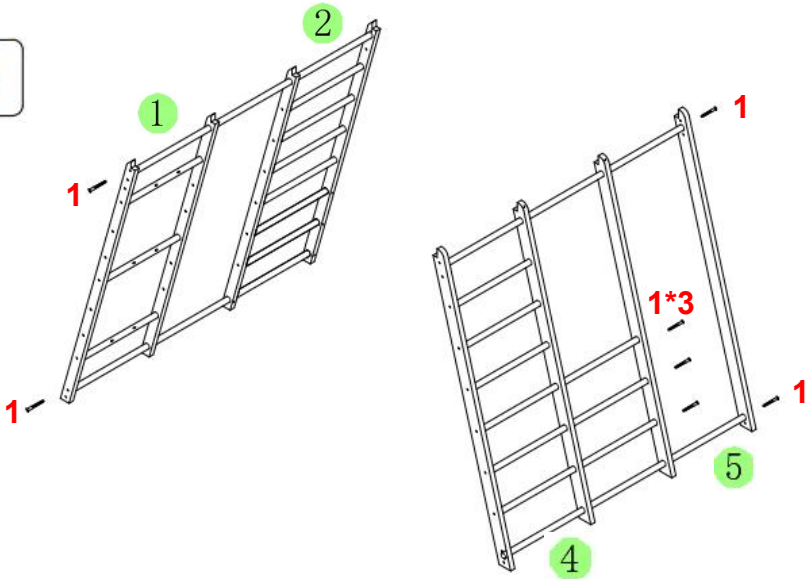
llera varje ram



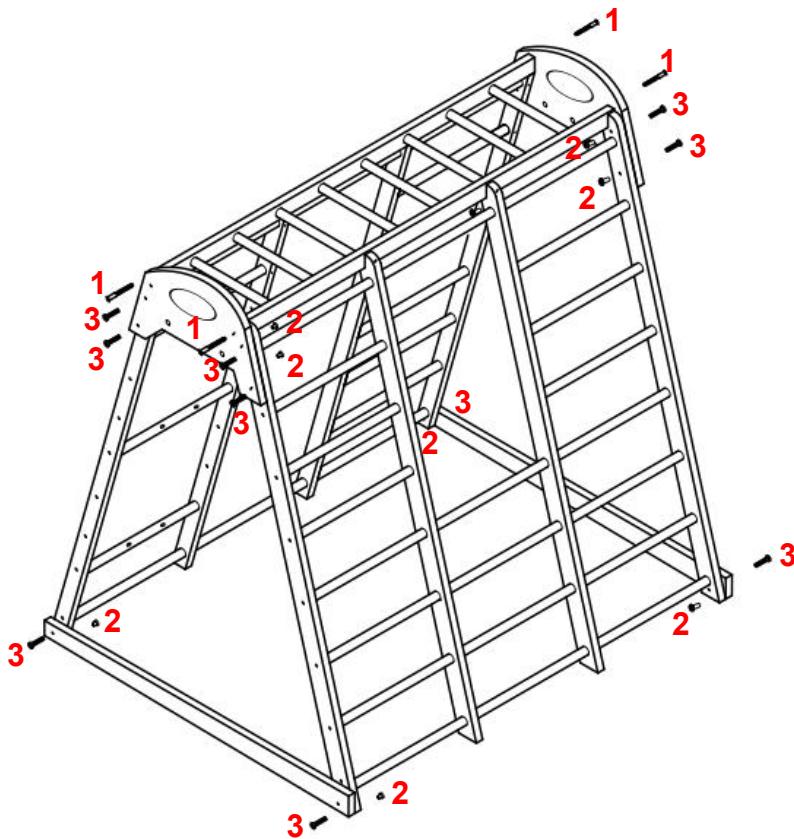
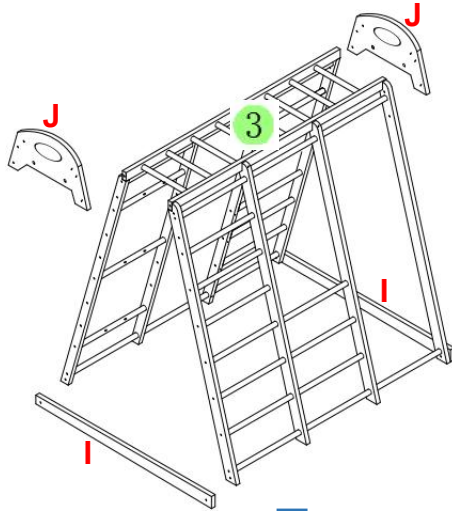
2



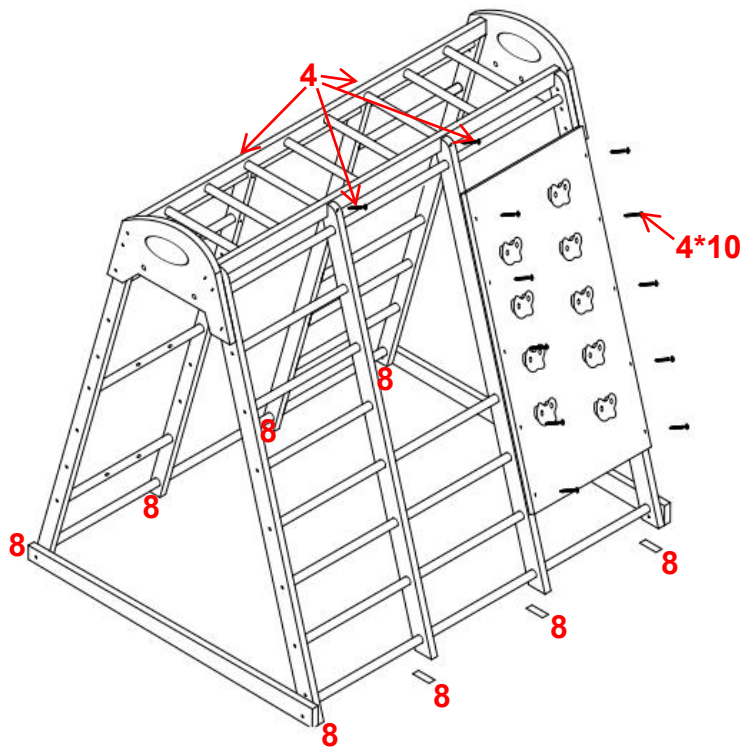
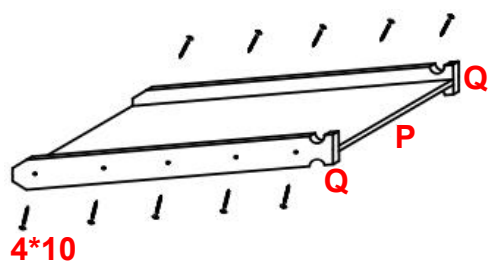
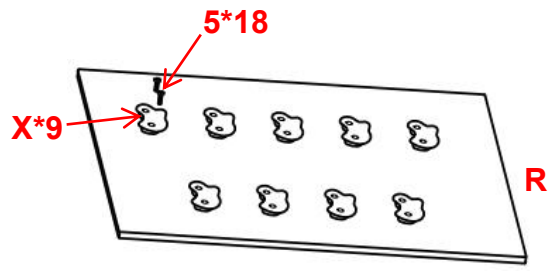
3



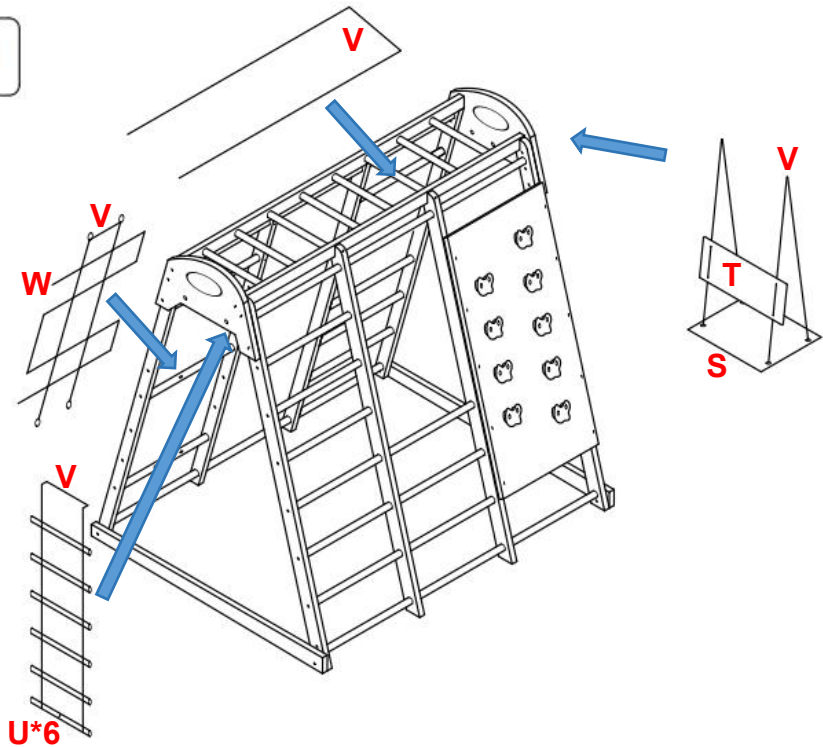
4



5

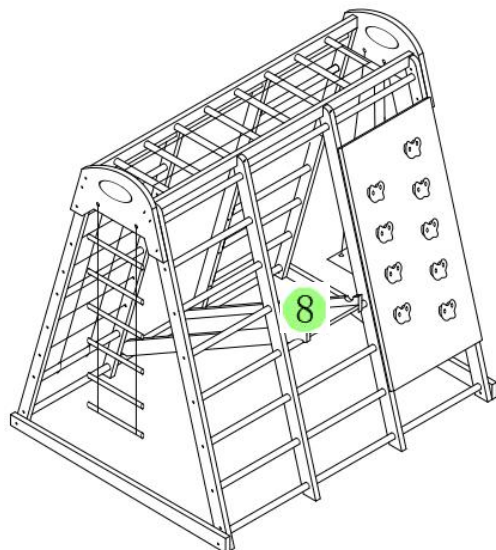


6



7

Place the slide as needed. Installation complete.



MAINTENANCE

22. Rengör och desinficera din produkt ofta för att hålla den ren och hygienisk.
23. Förvaras åtskilt från direkt solljus .
24. Kontrollera delarnas tillförlitlighet före användning.

Tillverkare: Cao County Shengxiang Home Products Co.,Ltd.

Adress: Cao County, Heze City, Shandong-provinsen Kina

EC REP: E-CrossStu GmbH.

Mainzer Landstr.69, 60329 Frankfurt am Main.

UK REP: YH CONSULTING LIMITED.

C/O YH Consulting Limited Office 147, Centurion House, London Road,
Staines-upon-Thames, Surrey, TW18 4AX

Importerad till AUS: SIHAO PTY LTD.

1 ROKEVA STREETEASTWOOD NSW 2122 Australien

Importerad till USA: Sanven Technology Ltd.

Suite 250, 9166 Anaheim Place, Rancho Cucamonga, CA 91730

VEVOR[®]

TOUGH TOOLS, HALF PRICE

Teknisk Support och e-garanticertifikat

www.vevor.com/support