


ICE BALL MOLD



NEED HELP? CONTACT US!

Have product questions? Need technical support?
Please feel free to contact us:
Technical Support and E-Warranty Certificate
www.vevor.com/support

This is the original instruction, please read all manual instructions carefully before operating. VEVOR reserves clear interpretation of our user manual. The appearance of the product shall be subject to the product you received. Please forgive us that we won't inform you again if there is any technology or software updates on our product.

Important Safety Instruction

WARNING! Read and understand all instructions before using this tool. The operator must follow basic precautions to reduce the risk of personal injury and/or damage to the equipment. Keep this manual for safety warnings, precautions, operating or inspection and maintenance instructions.

WORK AREA
1. Operate in a safe work environment. Keep your work area clean, well-lit and free of distractions.
2. Keep anyone not wearing the appropriate safety equipment away from the work area.
3. Store unused tools properly in a safe and dry location to prevent rust or damage. Lock tools away and keep out of the reach of children.

PERSONAL SAFETY

WARNING! Always Wear personal protective equipment.

PERSONAL PROTECTIVE EQUIPMENT

1. Wear gloves that provide protection based on the work materials or to reduce the effects of tool vibration.

PERSONAL PRECAUTIONS

Control the tool, personal movement and the work environment to avoid personal injury or damage to tool.

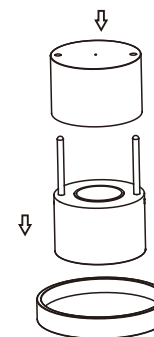
1. Do not operate any tool when tired or under the influence of drugs, alcohol or medications.
2. Avoid wearing clothes or jewelry that can become entangled with the moving parts of a tool. Keep long hair covered or bound.

SPECIFIC SAFETY PRECAUTIONS

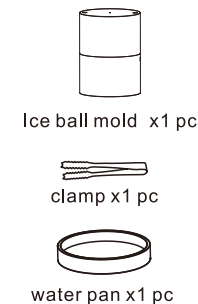
1. Use the correct tool for the job. This tool was designed for a specific function. Do not modify or alter this tool or use it for an unintended purpose.
2. Keep tool bearings and form handle grooves lubricated. Keep body parts away from pinch/bend areas while using. Ensure tubing is secure in tool before bending.
3. Children are not allowed to operate this product unless accompanied by an adult
4. Pay attention to safety during use to avoid crushing fingers.

WARNING! DO NOT let comfort or familiarity with product (gained from repeated use) replace strict adherence to the tool safety rules. If you use this tool unsafely or incorrectly, you can suffer serious personal injury.

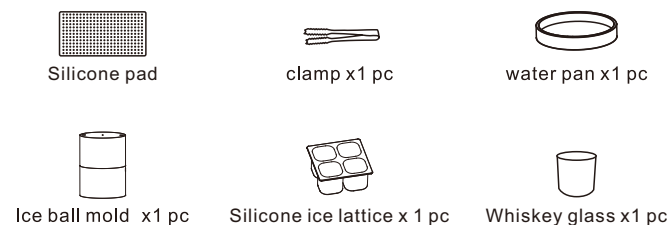
Instructions



Basic style accessories



High-end style accessories



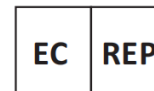
Notes:

- This Ice ball maker mold can be press the ball of 6cm diameter. It is suitable for the length, width and height should be more than 6cm ice cube or ice ball.
- However, it should not exceed the distance between two guide pin.
- Place use on a flat surface. Do not move it around during use.

Manufacturer: Shanghai muxinmuyeyouxiangongsi
Address: Shuangchenglu 803nong11hao1602A-1609shi, baoshanqu, shanghai 200000 CN.
Imported to AUS: SIHAO PTY LTD. 1 ROKEVA STREET EASTWOOD NSW 2122 Australia
Imported to USA: Sanven Technology Ltd. Suite 250, 9166 Anaheim Place, Rancho Cucamonga, CA 91730



YH CONSULTING LIMITED. C/O YH Consulting Limited Office 147, Centurion House, London Road, Staines-upon-Thames, Surrey, TW18 4AX



E-CrossStu GmbH
Mainzer Landstr.69,
60329 Frankfurt am Main.

VEVOR[®]

TOUGH TOOLS, HALF PRICE

Technical Support and E-Warranty Certificate
www.vevor.com/support

ICE BALL MOLD **USER MANUAL**


We continue to be committed to provide you tools with competitive price. "Save Half", "Half Price" or any other similar expressions used by us only represents an estimate of savings you might benefit from buying certain tools with us compared to the major top brands and does not necessarily mean to cover all categories of tools offered by us. You are kindly reminded to verify carefully when you are placing an order with us if you are actually saving half in comparison with the top major brands.

VEVOR[®]
TOUGH TOOLS, HALF PRICE

Technical Support and E-Warranty Certificate
www.vevor.com/support

VEVOR[®]
TOUGH TOOLS, HALF PRICE

ICE BALL MOLD



NEED HELP? CONTACT US!

Have product questions? Need technical support?

Please feel free to contact us:

Wsparcie techniczne i certyfikat e-gwarancji
www.vevor.com/support

This is the original instruction, please read all manual instructions carefully before operating. VEVOR reserves clear interpretation of our user manual. The appearance of the product shall be subject to the product you received. Please forgive us that we won't inform you again if there is any technology or software updates on our product.

Important Safety Instruction

WARNING! Read and understand all instructions before using this tool. The operator must follow basic precautions to reduce the risk of personal injury and/or damage to the equipment.

Keep this manual for safety warnings, precautions, operating or inspection and maintenance instructions.

WORK AREA

1. Operate in a safe work environment. Keep your work area clean, well-lit and free of distractions.
2. Keep anyone not wearing the appropriate safety equipment away from the work area.
3. Store unused tools properly in a safe and dry location to prevent rust or damage. Lock tools away and keep out of the reach of children.

PERSONAL SAFETY

WARNING! Always Wear personal protective equipment.

PERSONAL PROTECTIVE EQUIPMENT

1. Wear gloves that provide protection based on the work materials or to reduce the effects of tool vibration.

PERSONAL PRECAUTIONS

Control the tool, personal movement and the work environment to avoid personal injury or damage to tool.

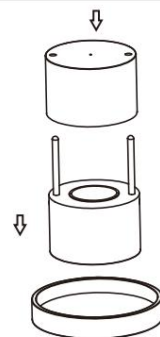
1. Do not operate any tool when tired or under the influence of drugs, alcohol or medications.
2. Avoid wearing clothes or jewelry that can become entangled with the moving parts of a tool. Keep long hair covered or bound.

SPECIFIC SAFETY PRECAUTIONS

1. Use the correct tool for the job. This tool was designed for a specific function. Do not modify or alter this tool or use it for an unintended purpose.
2. Keep tool bearings and form handle grooves lubricated. Keep body parts away from pinch/bend areas while using. Ensure tubing is secure in tool before bending.
3. Children are not allowed to operate this product unless accompanied by an adult
4. Pay attention to safety during use to avoid crushing fingers.

WARNING! DO NOT let comfort or familiarity with product (gained from repeated use) replace strict adherence to the tool safety rules. If you use this tool unsafely or incorrectly, you can suffer serious personal injury.

Instructions



Podstawowe akcesoria stylowe



Akcesoria w stylu high-end



Notes:

- This Ice ball maker mold can be press the ball of 6cm diameter. It is suitable for the length, width and height should be more than 6cm ice cube or ice ball.
- However, it should not exceed the distance between two guide pin.
- Place use on a flat surface. Do not move it around during use.

Producent: Shanghai muxinmuyeyouxiangongsi


Adres: Shuangchenglu 803nong11hao1602A-1609shi, baoshanqu, szanghai 200000 CN.

Importowane do AUS: SIHAO PTY LTD. 1 ROKEVA STREET EASTWOOD NSW 2122 Australia

Importowane do USA: Sanven Technology Ltd. Suite 250, 9166 Anaheim Place, Rancho Cucamonga, CA 91730



YH CONSULTING LIMITED. C/O YH Consulting Limited Office 147, Centurion House, London Road, Staines-upon-Thames, Surrey, TW18 4AX



E-CrossStu GmbH
Mainzer Landstr. 69
60329 Frankfurt am Main



Technical Support and E-Warranty Certificate
www.vevor.com/support

ICE BALL MOLD

USER MANUAL


We continue to be committed to provide you tools with competitive price. "Save Half", "Half Price" or any other similar expressions used by us only represents an estimate of savings you might benefit from buying certain tools with us compared to the major top brands and does not necessarily mean to cover all categories of tools offered by us. You are kindly reminded to verify carefully when you are placing an order with us if you are actually saving half in comparison with the top major brands.



Technical Support and E-Warranty Certificate
www.vevor.com/support

VEVOR[®]
TOUGH TOOLS, HALF PRICE

ICE BALL MOLD



NEED HELP? CONTACT US!

Have product questions? Need technical support?
Please feel free to contact us:

Supporto tecnico e certificato di garanzia elettronica
www.vevor.com/support

This is the original instruction, please read all manual instructions carefully before operating. VEVOR reserves clear interpretation of our user manual. The appearance of the product shall be subject to the product you received. Please forgive us that we won't inform you again if there is any technology or software updates on our product.

Important Safety Instruction

WARNING! Read and understand all instructions before using this tool. The operator must follow basic precautions to reduce the risk of personal injury and/or damage to the equipment.

Keep this manual for safety warnings, precautions, operating or inspection and maintenance instructions.

WORK AREA

1. Operate in a safe work environment. Keep your work area clean, well-lit and free of distractions.
2. Keep anyone not wearing the appropriate safety equipment away from the work area.
3. Store unused tools properly in a safe and dry location to prevent rust or damage. Lock tools away and keep out of the reach of children.

PERSONAL SAFETY

WARNING! Always Wear personal protective equipment.

PERSONAL PROTECTIVE EQUIPMENT

1. Wear gloves that provide protection based on the work materials or to reduce the effects of tool vibration.

PERSONAL PRECAUTIONS

Control the tool, personal movement and the work environment to avoid personal injury or damage to tool.

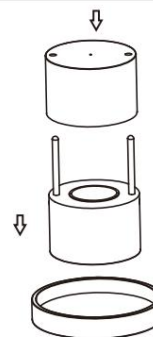
1. Do not operate any tool when tired or under the influence of drugs, alcohol or medications.
2. Avoid wearing clothes or jewelry that can become entangled with the moving parts of a tool. Keep long hair covered or bound.

SPECIFIC SAFETY PRECAUTIONS

1. Use the correct tool for the job. This tool was designed for a specific function. Do not modify or alter this tool or use it for an unintended purpose.
2. Keep tool bearings and form handle grooves lubricated. Keep body parts away from pinch/bend areas while using. Ensure tubing is secure in tool before bending.
3. Children are not allowed to operate this product unless accompanied by an adult
4. Pay attention to safety during use to avoid crushing fingers.

WARNING! DO NOT let comfort or familiarity with product (gained from repeated use) replace strict adherence to the tool safety rules. If you use this tool unsafely or incorrectly, you can suffer serious personal injury.

Instructions



Accessori di stile di base



Accessori di stile di alta gamma



Notes:

- This Ice ball maker mold can be press the ball of 6cm diameter. It is suitable for the length, width and height should be more than 6cm ice cube or ice ball.
- However, it should not exceed the distance between two guide pin.
- Place use on a flat surface. Do not move it around during use.

Produttore: Shanghai muxinmuyeyouxiangongsi

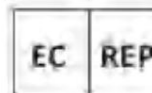
Indirizzo: Shuangchenglu 803nong11hao1602A-1609shi, baoshanqu, shanghai 200000 CN.

Importato in AUS: SIHAO PTY LTD. 1 ROKEVA STREET EASTWOOD NSW 2122 Australia

Importato negli USA: Sanven Technology Ltd. Suite 250, 9166 Anaheim Place, Rancho Cucamonga, CA 91730



YH CONSULTING LIMITED. C/O YH Consulting Limited Office 147, Centurion House, London Road, Staines-upon-Thames, Surrey, TW18 4AX



E-CrossStu GmbH
Mainzer Landstr. 69
60329 Frankfurt am Main



Technical Support and E-Warranty Certificate
www.vevor.com/support

ICE BALL MOLD

USER MANUAL


We continue to be committed to provide you tools with competitive price. "Save Half", "Half Price" or any other similar expressions used by us only represents an estimate of savings you might benefit from buying certain tools with us compared to the major top brands and does not necessarily mean to cover all categories of tools offered by us. You are kindly reminded to verify carefully when you are placing an order with us if you are actually saving half in comparison with the top major brands.



Technical Support and E-Warranty Certificate
www.vevor.com/support

VEVOR[®]
TOUGH TOOLS, HALF PRICE

ICE BALL MOLD



NEED HELP? CONTACT US!

Have product questions? Need technical support?
Please feel free to contact us:

Soporte técnico y certificado de garantía electrónica
www.vevor.com/support

This is the original instruction, please read all manual instructions carefully before operating. VEVOR reserves clear interpretation of our user manual. The appearance of the product shall be subject to the product you received. Please forgive us that we won't inform you again if there is any technology or software updates on our product.

Important Safety Instruction

WARNING! Read and understand all instructions before using this tool. The operator must follow basic precautions to reduce the risk of personal injury and/or damage to the equipment.

Keep this manual for safety warnings, precautions, operating or inspection and maintenance instructions.

WORK AREA

1. Operate in a safe work environment. Keep your work area clean, well-lit and free of distractions.
2. Keep anyone not wearing the appropriate safety equipment away from the work area.
3. Store unused tools properly in a safe and dry location to prevent rust or damage. Lock tools away and keep out of the reach of children.

PERSONAL SAFETY

WARNING! Always Wear personal protective equipment.

PERSONAL PROTECTIVE EQUIPMENT

1. Wear gloves that provide protection based on the work materials or to reduce the effects of tool vibration.

PERSONAL PRECAUTIONS

Control the tool, personal movement and the work environment to avoid personal injury or damage to tool.

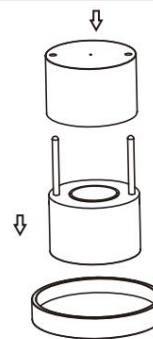
1. Do not operate any tool when tired or under the influence of drugs, alcohol or medications.
2. Avoid wearing clothes or jewelry that can become entangled with the moving parts of a tool. Keep long hair covered or bound.

SPECIFIC SAFETY PRECAUTIONS

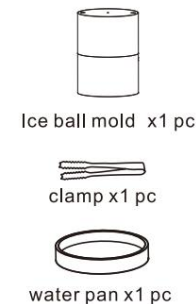
1. Use the correct tool for the job. This tool was designed for a specific function. Do not modify or alter this tool or use it for an unintended purpose.
2. Keep tool bearings and form handle grooves lubricated. Keep body parts away from pinch/bend areas while using. Ensure tubing is secure in tool before bending.
3. Children are not allowed to operate this product unless accompanied by an adult
4. Pay attention to safety during use to avoid crushing fingers.

WARNING! DO NOT let comfort or familiarity with product (gained from repeated use) replace strict adherence to the tool safety rules. If you use this tool unsafely or incorrectly, you can suffer serious personal injury.

Instructions



Accesorios de estilo básico



Accesorios de estilo de alta gama



Notes:

- This Ice ball maker mold can be press the ball of 6cm diameter. It is suitable for the length, width and height should be more than 6cm ice cube or ice ball.
- However, it should not exceed the distance between two guide pin.
- Place use on a flat surface. Do not move it around during use.

Fabricante: Shanghai muxinmuyeyouxiangongsi


Dirección: Shuangchenglu 803nong11hao1602A-1609shi, baoshanqu, shanghai 200000 CN.

Importado a AUS: SIHAO PTY LTD. 1 ROKEVA STREET EASTWOOD NSW 2122 Australia

Importado a EE. UU.: Sanven Technology Ltd. Suite 250, 9166 Anaheim Place, Rancho Cucamonga, CA 91730



YH CONSULTING LIMITED. C/O YH Consulting Limited Office 147, Centurion House, London Road, Staines-upon-Thames, Surrey, TW18 4AX



E-CrossStu GmbH
Mainzer Landstr. 69
60329 Frankfurt am Main



Technical Support and E-Warranty Certificate
www.vevor.com/support

ICE BALL MOLD

USER MANUAL


We continue to be committed to provide you tools with competitive price. "Save Half", "Half Price" or any other similar expressions used by us only represents an estimate of savings you might benefit from buying certain tools with us compared to the major top brands and does not necessarily mean to cover all categories of tools offered by us. You are kindly reminded to verify carefully when you are placing an order with us if you are actually saving half in comparison with the top major brands.



Technical Support and E-Warranty Certificate
www.vevor.com/support

VEVOR®
TOUGH TOOLS, HALF PRICE

ICE BALL MOLD



NEED HELP? CONTACT US!

Have product questions? Need technical support?

Please feel free to contact us:

Teknisk support och e-garanticertifikat
www.vevor.com/support

This is the original instruction, please read all manual instructions carefully before operating. VEVOR reserves clear interpretation of our user manual. The appearance of the product shall be subject to the product you received. Please forgive us that we won't inform you again if there is any technology or software updates on our product.

Important Safety Instruction

WARNING! Read and understand all instructions before using this tool. The operator must follow basic precautions to reduce the risk of personal injury and/or damage to the equipment.

Keep this manual for safety warnings, precautions, operating or inspection and maintenance instructions.

WORK AREA

1. Operate in a safe work environment. Keep your work area clean, well-lit and free of distractions.
2. Keep anyone not wearing the appropriate safety equipment away from the work area.
3. Store unused tools properly in a safe and dry location to prevent rust or damage. Lock tools away and keep out of the reach of children.

PERSONAL SAFETY

WARNING! Always Wear personal protective equipment.

PERSONAL PROTECTIVE EQUIPMENT

1. Wear gloves that provide protection based on the work materials or to reduce the effects of tool vibration.

PERSONAL PRECAUTIONS

Control the tool, personal movement and the work environment to avoid personal injury or damage to tool.

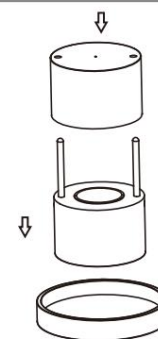
1. Do not operate any tool when tired or under the influence of drugs, alcohol or medications.
2. Avoid wearing clothes or jewelry that can become entangled with the moving parts of a tool. Keep long hair covered or bound.

SPECIFIC SAFETY PRECAUTIONS

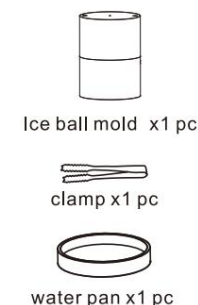
1. Use the correct tool for the job. This tool was designed for a specific function. Do not modify or alter this tool or use it for an unintended purpose.
2. Keep tool bearings and form handle grooves lubricated. Keep body parts away from pinch/bend areas while using. Ensure tubing is secure in tool before bending.
3. Children are not allowed to operate this product unless accompanied by an adult
4. Pay attention to safety during use to avoid crushing fingers.

WARNING! DO NOT let comfort or familiarity with product (gained from repeated use) replace strict adherence to the tool safety rules. If you use this tool unsafely or incorrectly, you can suffer serious personal injury.

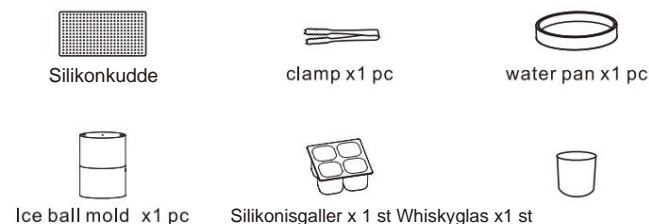
Instructions



Tillbehör i grundläggande s



Tillbehör i exklusiv stil



Notes:

- This Ice ball maker mold can be press the ball of 6cm diameter. It is suitable for the length, width and height should be more than 6cm ice cube or ice ball.
- However, it should not exceed the distance between two guide pin.
- Place use on a flat surface. Do not move it around during use.

Tillverkare: Shanghai muxinmuyeyouxiangongsi


Address: Shuangchenglu 803nong11hao1602A-1609shi, baoshanqu, shanghai 200000 CN.

Importerad till AUS: SIHAO PTY LTD. 1 ROKEVA STREET EASTWOOD NSW 2122 Australien

Importerad till USA: Sanven Technology Ltd. Suite 250, 9166 Anaheim Place, Rancho Cucamonga, CA 91730



YH CONSULTING LIMITED. C/O YH Consulting Limited Office 147, Centurion House, London Road, Staines-upon-Thames, Surrey, TW18 4AX



E-CrossStu GmbH
Mainzer Landstr. 69
60329 Frankfurt am Main



Technical Support and E-Warranty Certificate
www.vevor.com/support

ICE BALL MOLD

USER MANUAL


We continue to be committed to provide you tools with competitive price. "Save Half", "Half Price" or any other similar expressions used by us only represents an estimate of savings you might benefit from buying certain tools with us compared to the major top brands and does not necessarily mean to cover all categories of tools offered by us. You are kindly reminded to verify carefully when you are placing an order with us if you are actually saving half in comparison with the top major brands.



Technical Support and E-Warranty Certificate
www.vevor.com/support

VEVOR[®]
TOUGH TOOLS, HALF PRICE

ICE BALL MOLD



NEED HELP? CONTACT US!

Have product questions? Need technical support?
Please feel free to contact us:

Technische ondersteuning en e-garantiecertificaat
www.vevor.com/support

This is the original instruction, please read all manual instructions carefully before operating. VEVOR reserves clear interpretation of our user manual. The appearance of the product shall be subject to the product you received. Please forgive us that we won't inform you again if there is any technology or software updates on our product.

Important Safety Instruction

WARNING! Read and understand all instructions before using this tool. The operator must follow basic precautions to reduce the risk of personal injury and/or damage to the equipment.

Keep this manual for safety warnings, precautions, operating or inspection and maintenance instructions.

WORK AREA

1. Operate in a safe work environment. Keep your work area clean, well-lit and free of distractions.
2. Keep anyone not wearing the appropriate safety equipment away from the work area.
3. Store unused tools properly in a safe and dry location to prevent rust or damage. Lock tools away and keep out of the reach of children.

PERSONAL SAFETY

WARNING! Always Wear personal protective equipment.

PERSONAL PROTECTIVE EQUIPMENT

1. Wear gloves that provide protection based on the work materials or to reduce the effects of tool vibration.

PERSONAL PRECAUTIONS

Control the tool, personal movement and the work environment to avoid personal injury or damage to tool.

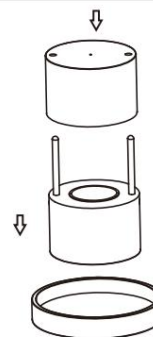
1. Do not operate any tool when tired or under the influence of drugs, alcohol or medications.
2. Avoid wearing clothes or jewelry that can become entangled with the moving parts of a tool. Keep long hair covered or bound.

SPECIFIC SAFETY PRECAUTIONS

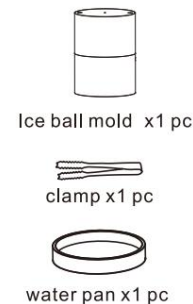
1. Use the correct tool for the job. This tool was designed for a specific function. Do not modify or alter this tool or use it for an unintended purpose.
2. Keep tool bearings and form handle grooves lubricated. Keep body parts away from pinch/bend areas while using. Ensure tubing is secure in tool before bending.
3. Children are not allowed to operate this product unless accompanied by an adult
4. Pay attention to safety during use to avoid crushing fingers.

WARNING! DO NOT let comfort or familiarity with product (gained from repeated use) replace strict adherence to the tool safety rules. If you use this tool unsafely or incorrectly, you can suffer serious personal injury.

Instructions



Basis stijl accessoires



Ice ball mold x1 pc

clamp x1 pc

water pan x1 pc

Hoogwaardige stijlaccessoires



Siliconen pad



clamp x1 pc



water pan x1 pc



Ice ball mold x1 pc



Siliconen ijsrooster x1 st.



Whiskeyglas x1 st.

Notes:

- This Ice ball maker mold can be press the ball of 6cm diameter. It is suitable for the length, width and height should be more than 6cm ice cube or ice ball.
- However, it should not exceed the distance between two guide pin.
- Place use on a flat surface. Do not move it around during use.

Fabrikant: Shanghai muxinmuyeyouxiangongsi


Adres: Shuangchenglu 803nong11hao1602A-1609shi, baoshanqu, shanghai 200000 CN.

Geïmporteerd naar AUS: SIHAO PTY LTD. 1 ROKEVA
STREET EASTWOOD NSW 2122 Australië

Geïmporteerd naar de VS: Sanven Technology Ltd. Suite 250, 9166
Anaheim Place, Rancho Cucamonga, CA 91730



YH CONSULTING LIMITED. C/O YH Consulting
Limited Office 147, Centurion House, London
Road, Staines-upon-Thames, Surrey, TW18 4AX



E-CrossStu GmbH
Mainzer Landstr. 69
60329 Frankfurt am Main



Technical Support and E-Warranty Certificate
www.vevor.com/support

ICE BALL MOLD

USER MANUAL


We continue to be committed to provide you tools with competitive price. "Save Half", "Half Price" or any other similar expressions used by us only represents an estimate of savings you might benefit from buying certain tools with us compared to the major top brands and does not necessarily mean to cover all categories of tools offered by us. You are kindly reminded to verify carefully when you are placing an order with us if you are actually saving half in comparison with the top major brands.



Technical Support and E-Warranty Certificate
www.vevor.com/support

VEVOR[®]
TOUGH TOOLS, HALF PRICE

ICE BALL MOLD



NEED HELP? CONTACT US!

Have product questions? Need technical support?
Please feel free to contact us:

Assistance technique et certificat de garantie électronique
www.vevor.com/support

This is the original instruction, please read all manual instructions carefully before operating. VEVOR reserves clear interpretation of our user manual. The appearance of the product shall be subject to the product you received. Please forgive us that we won't inform you again if there is any technology or software updates on our product.

Important Safety Instruction

WARNING! Read and understand all instructions before using this tool. The operator must follow basic precautions to reduce the risk of personal injury and/or damage to the equipment.

Keep this manual for safety warnings, precautions, operating or inspection and maintenance instructions.

WORK AREA

1. Operate in a safe work environment. Keep your work area clean, well-lit and free of distractions.
2. Keep anyone not wearing the appropriate safety equipment away from the work area.
3. Store unused tools properly in a safe and dry location to prevent rust or damage. Lock tools away and keep out of the reach of children.

PERSONAL SAFETY

WARNING! Always Wear personal protective equipment.

PERSONAL PROTECTIVE EQUIPMENT

1. Wear gloves that provide protection based on the work materials or to reduce the effects of tool vibration.

PERSONAL PRECAUTIONS

Control the tool, personal movement and the work environment to avoid personal injury or damage to tool.

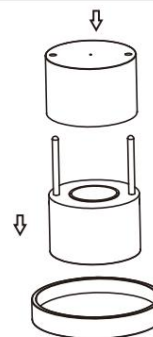
1. Do not operate any tool when tired or under the influence of drugs, alcohol or medications.
2. Avoid wearing clothes or jewelry that can become entangled with the moving parts of a tool. Keep long hair covered or bound.

SPECIFIC SAFETY PRECAUTIONS

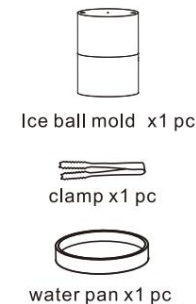
1. Use the correct tool for the job. This tool was designed for a specific function. Do not modify or alter this tool or use it for an unintended purpose.
2. Keep tool bearings and form handle grooves lubricated. Keep body parts away from pinch/bend areas while using. Ensure tubing is secure in tool before bending.
3. Children are not allowed to operate this product unless accompanied by an adult
4. Pay attention to safety during use to avoid crushing fingers.

WARNING! DO NOT let comfort or familiarity with product (gained from repeated use) replace strict adherence to the tool safety rules. If you use this tool unsafely or incorrectly, you can suffer serious personal injury.

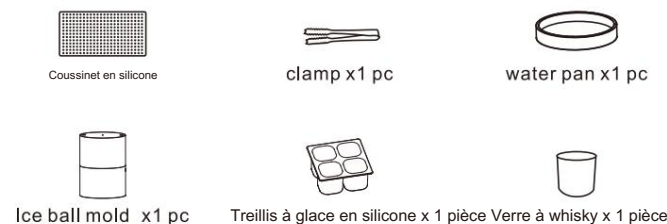
Instructions



Accessoires de style basique



Accessoires de style haut de gamme



Notes:

- This Ice ball maker mold can be press the ball of 6cm diameter. It is suitable for the length, width and height should be more than 6cm ice cube or ice ball.
- However, it should not exceed the distance between two guide pin.
- Place use on a flat surface. Do not move it around during use.

Fabricant : Shanghai muxinmuyeyouxiangongsi


Adresse : Shuangchenglu 803nong11hao1602A-1609shi, baoshanqu, shanghai 200000 CN.

Importé en Australie : SIHAO PTY LTD. 1 ROKEVA STREET EASTWOOD NSW 2122 Australie

Importé aux États-Unis : Sanven Technology Ltd. Suite 250, 9166 Anaheim Place, Rancho Cucamonga, CA 91730



YH CONSULTING LIMITED. C/O YH Consulting Limited Office 147, Centurion House, London Road, Staines-upon-Thames, Surrey, TW18 4AX



E-CrossStu GmbH Mainzer Landstr. 69, 60329 Frankfurt am Main



Technical Support and E-Warranty Certificate
www.vevor.com/support

ICE BALL MOLD

USER MANUAL


We continue to be committed to provide you tools with competitive price. "Save Half", "Half Price" or any other similar expressions used by us only represents an estimate of savings you might benefit from buying certain tools with us compared to the major top brands and does not necessarily mean to cover all categories of tools offered by us. You are kindly reminded to verify carefully when you are placing an order with us if you are actually saving half in comparison with the top major brands.



Technical Support and E-Warranty Certificate
www.vevor.com/support

VEVOR[®]
TOUGH TOOLS, HALF PRICE

ICE BALL MOLD



NEED HELP? CONTACT US!

Have product questions? Need technical support?

Please feel free to contact us:

Technischer Support und E-Garantie-Zertifikat
www.vevor.com/support

This is the original instruction, please read all manual instructions carefully before operating. VEVOR reserves clear interpretation of our user manual. The appearance of the product shall be subject to the product you received. Please forgive us that we won't inform you again if there is any technology or software updates on our product.

Important Safety Instruction

WARNING! Read and understand all instructions before using this tool. The operator must follow basic precautions to reduce the risk of personal injury and/or damage to the equipment.

Keep this manual for safety warnings, precautions, operating or inspection and maintenance instructions.

WORK AREA

1. Operate in a safe work environment. Keep your work area clean, well-lit and free of distractions.
2. Keep anyone not wearing the appropriate safety equipment away from the work area.
3. Store unused tools properly in a safe and dry location to prevent rust or damage. Lock tools away and keep out of the reach of children.

PERSONAL SAFETY

WARNING! Always Wear personal protective equipment.

PERSONAL PROTECTIVE EQUIPMENT

1. Wear gloves that provide protection based on the work materials or to reduce the effects of tool vibration.

PERSONAL PRECAUTIONS

Control the tool, personal movement and the work environment to avoid personal injury or damage to tool.

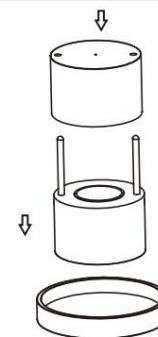
1. Do not operate any tool when tired or under the influence of drugs, alcohol or medications.
2. Avoid wearing clothes or jewelry that can become entangled with the moving parts of a tool. Keep long hair covered or bound.

SPECIFIC SAFETY PRECAUTIONS

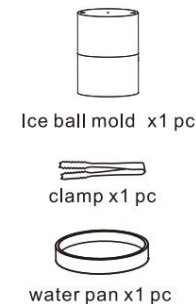
1. Use the correct tool for the job. This tool was designed for a specific function. Do not modify or alter this tool or use it for an unintended purpose.
2. Keep tool bearings and form handle grooves lubricated. Keep body parts away from pinch/bend areas while using. Ensure tubing is secure in tool before bending.
3. Children are not allowed to operate this product unless accompanied by an adult
4. Pay attention to safety during use to avoid crushing fingers.

WARNING! DO NOT let comfort or familiarity with product (gained from repeated use) replace strict adherence to the tool safety rules. If you use this tool unsafely or incorrectly, you can suffer serious personal injury.

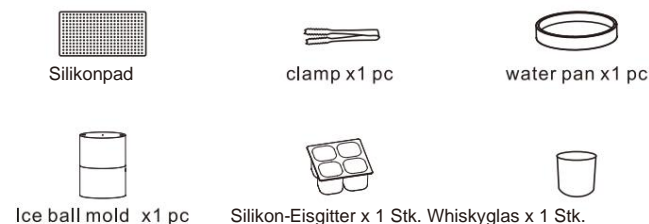
Instructions



Grundlegende Stil-Accessoires



Hochwertige Accessoires



Notes:

- This Ice ball maker mold can be press the ball of 6cm diameter. It is suitable for the length, width and height should be more than 6cm ice cube or ice ball.
- However, it should not exceed the distance between two guide pin.
- Place use on a flat surface. Do not move it around during use.

Hersteller: Shanghaimuxinmuyeyouxiangongsi


Adresse: Shuangchenglu 803nong11hao1602A-1609shi, baoshanqu, Shanghai 200000 CN.

Nach AUS importiert: SIHAO PTY LTD. 1 ROKEVA STREET EASTWOOD NSW 2122 Australien

Importiert in die USA: Sanven Technology Ltd. Suite 250, 9166 Anaheim Place, Rancho Cucamonga, CA 91730



YH CONSULTING LIMITED. C/O YH Consulting Limited Office 147, Centurion House, London Road, Staines-upon-Thames, Surrey, TW18 4AX



E-CrossStu GmbH
Mainzer Landstr. 69
60329 Frankfurt am Main

VEVOR[®]

TOUGH TOOLS, HALF PRICE

Technical Support and E-Warranty Certificate
www.vevor.com/support

ICE BALL MOLD

USER MANUAL

We continue to be committed to provide you tools with competitive price. "Save Half", "Half Price" or any other similar expressions used by us only represents an estimate of savings you might benefit from buying certain tools with us compared to the major top brands and does not necessarily mean to cover all categories of tools offered by us.

You are kindly reminded to verify carefully when you are placing an order with us if you are actually saving half in comparison with the top major brands.

VEVOR[®]
TOUGH TOOLS, HALF PRICE

Technical Support and E-Warranty Certificate
www.vevor.com/support