



CorePro GLASS LED candles and lusters



CorePro LEDCandleND6.5-60WB35 E14 840FRG

Featuring a classic heritage design, these filament LED candle combines the familiar shapes of classic incandescent bulbs with the benefits of long-lasting LED technology. The LED candle bulb, a very easy choice for people who are looking for a retrofit LED replacement, the LED candle provides 90% energy savings compared with conventional lamps. CorePro Glass LED bulbs provide excellent quality of light for stairway lighting. The LED candle bulb offers a lifetime of 15,000 hours to reduce maintenance costs.

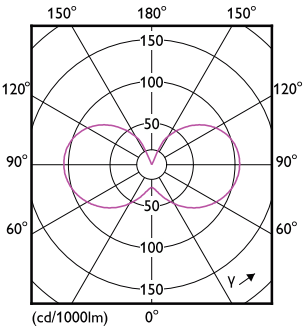
Product data

General Information	
Cap-Base	E14
Nominal lifetime	15,000 hour(s)
Switching Cycle	20,000
Lighting Technology	LED
Flux measurement reference	Sphere
Light Technical	
Color Code	840 [CCT of 4000K]
Luminous Flux	806 lm
Color Designation	Cool White (CW)
Correlated Color Temperature (Nom)	4000 K
Luminous Efficacy (rated) (Nom)	124.00 lm/W
Color Consistency	<6
Color rendering index (CRI)	80
LLMF At End Of Nominal Lifetime (Nom)	70 %

Photobiological safety according to EN 62471	RG1
Operating and Electrical	
Line Frequency	50 to 60 Hz
Input Frequency	50 to 60 Hz
Power Consumption	6.5 W
Lamp Current (Nom)	50 mA
Wattage Equivalent	60 W
Starting Time (Nom)	0.5 s
Warm-up time to 60% light	0.5 s
Power Factor (Fraction)	0.55
Voltage (Nom)	220-240 V
Temperature	
T-Case Maximum (Nom)	55 °C

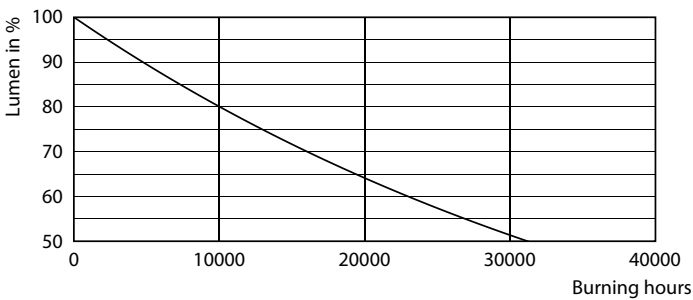
CorePro GLASS LED candles and lusters

Photometric data

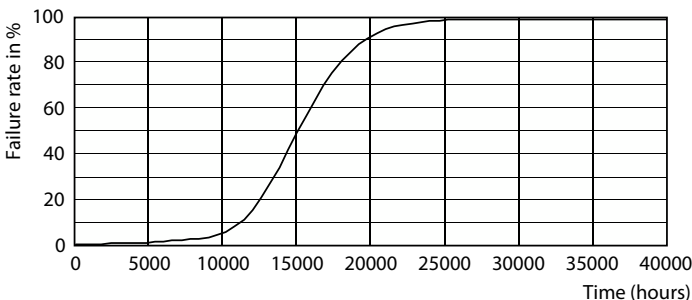


Light Distribution Diagram - CorePro LEDCandleND6.5-60WB35 E14 840FRG

Lifetime



Lumen Maintenance Diagram - CorePro LEDCandleND6.5-60WB35 E14 840FRG



Life Expectancy Diagram

