

Global Action

How useful is what I have learnt?

Global Action, Anaya's new project for Primary Education proposes pedagogical keys that place the students at the centre of the learning process.

Global Action is a project which is:



Competence-based

It presents a progressive and inclusive competence acquisition. Its development fosters the ability to learn and function effectively in their everyday situations.



Committed

Students play an active role in the project, which goes beyond the school setting. They will get involved in proposals that will contribute to the transformation of their family, social, cultural and natural environments for the benefit of a more sustainable world in all scopes.



Interdisciplinary

A model oriented towards action integrating different knowledge areas and promoting abilities, skills and personal and collaborative attitudes, resulting in a contextualised learning outcome.



Inclusive

A project hatched from the commitment to the principle of inclusive education and the generation of more favourable learning conditions for all students. To that end, it offers resources that facilitate personalised teaching, flexible structures and remedial education mechanisms.



Active methodologies

Operation World brings a variety of methods, techniques and strategies that promote teamwork and incentivise critical thinking. A working method to prepare students for real-life situations.

With its new
digital project.
Find out more at:



Access hablamosdededucacion.es
to see all the materials

Hablamosdeeducación

In the book

This project has been written taken into account the grammatical structures of the method I can shine by Pearson.

The theory has been grammatically adapted.

From 3-6 there are Speaking and Writing activities to help students build their confidence in speaking and writing.



On the web

Language Bank: Speaking and Writing worksheets


Language Bank. All the grammatical structures highlighted in the units through the speaking and writing activities will be more developed on the web through two worksheets:

- A Speaking worksheet
- A Writing worksheet

This section will include grammar tips and a speaking activity and a writing activity. These language tips and activities provide students with language structures and prompts to build their confidence in speaking and writing.

Comics

The **Comics** are written with the grammatical structures of the Scope and sequence of the method *I Can Shine* by Pearson.



Natural Science*

* This subject can be included in the *Science* subject, should the new regional legal framework establish so.



Student's materials

Pupil's book

One book per year with a competence-based approach, in order to learn while applying what they have studied.

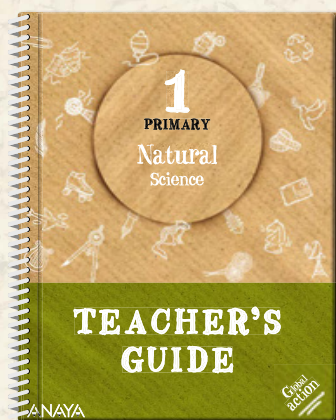
De Cerca

De Cerca helps check pupils understanding of core curricular content in their own language. It can be used by teachers in the classroom or at home, encouraging families to actively participate in the learning process. Each Pupil's Pack contains a Pupil's book and De Cerca.

Teacher's materials

Teacher's guide

One per year, reproducing the pages from the pupil's book and adding supplementary activities, didactic keys, solutions, classroom materials, digital resources, etc.



Classroom material



Flashcards



Posters

Digital project



Besides the resources and tools that are described in the pages of the digital project, there are further specific proposals for the subject, such as:

- Science workshops
- Scratch proposals
- Photo gallery
- Mind maps, etc.

Access hablamosdeduacion.es to see all the materials

Hablamosdeduación



Social Sciences*

*This material could be incorporated into Science if the new autonomous guidelines require it.



Student's material

Pupil's book

A book for each year laid out according to the guidelines set out by our community with a competency based Focus.



De Cerca

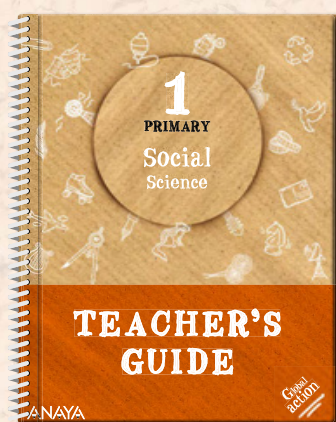
De Cerca helps check pupils understanding of core curricular content in their own language. It can be used by teachers in the classroom or at home, encouraging families to actively participate in the learning process. Each Pupil's Pack contains a Pupil's book and De Cerca.



Teacher's materials

Teacher's guide

For each year, there are copies of the student's book enriched with complementary activities, teaching keys, answers, classroom materials, digital resources, etc.



Classroom material



Flashcards



Posters

Digital project



As well as the resources and tools described on the pages of the digital project. It includes suggestions specific to the topic such as:


- Map templates
- Image galleries
- Summaries
- Diagrams, etc.



Access hablamosdeduacion.es to see all the materials

Hablamosdededucación

Arts and crafts



Student's material


Pupil's book

A book for each year focused on Competence based learning, applying what has been studied. They are organised in three units, one per trimester.

Teacher's materials

Teacher's guide

For each year, there are copies of the student's book enriched with complementary activities, teaching keys, answers, classroom materials, digital resources, etc.



Digital project



As well as the resources and tools described on the pages of the digital project. It includes suggestions specific to the topic such as:

- Art
- Colour
- Technique
- Materials, etc.



Access hablamosdeduacion.es to see all the materials

Hablamosdededucación

Music



Student's materials


Pupil's book

A book for each year to learn applying what had been studied. The books are in three units, one per trimester.

Teacher's materials

Teacher's guide

For each class, there are copies of the student's book enriched with complementary activities, teaching keys, answers, classroom materials, digital resources, etc.




Digital project



As well as the resources and tools described on the pages of the digital project. It includes suggestions specific to the topic such as:

- Auditions
- Karaoke
- Videos, etc.



Access hablamosdeduacion.es to see all the materials

Hablamosdededucación



Brilliant Biographies

Audio available online!

Famous historical figures from the world of Science, Art and Music tell us their story in their own words in these fun, illustrated biographies.

Find out who the people were, what their lives were like, and how their achievements are still relevant today.

The Brilliant Biographies collection includes:

- individual and collective theme-based biographies, directly related to the official LOMCE curriculum
- graded language
- questions that encourage the reader to interact with the story
- additional visual information on the characters for extended discussion



Each biography also includes a project and a key vocabulary list.

LP Lower Primary MP Middle Primary UP Upper Primary

More Titles Added

- Animals LP
- Human rights LP
- Brave Women in History MP
- Great Women in History MP
- Pop Art MP

- Julius Caesar and Cleopatra MP
- Artists in the 19th Century UP
- Einstein and Mozart UP
- Enlightened Despotism UP
- Inventors UP

Digital project

edu

DYNAMIC



COMPETENCE-BASED

A digital project that **addresses all the course** contents and **adapts to all platforms** and **devices**.

VERSATILE

It adapts to different approaches and needs: for those who supplement the paper book and for fully-digital classrooms.

TRACEABLE

You can visualise the development and results of proposed activities.

INCLUSIVE

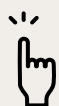
Its environment facilitates personalised learning by adapting tasks to the students' needs.

INTERACTIVE

It contains a variety of resources such as animations, gamification, self-assessment activities, self-correcting interactive activities... It is much more than a reproduction of the paper book.



What is Edudynamic like?



Intuitive. Easy to use for you and your students.



Downloadable. It allows you to work offline and download the contents to multiple devices.



Multi-device. It adapts and runs in any type of device (computer, tablet, *smartphone*...) to any screen size and resolution.



Synchronisable. Changes made by the user automatically sync when connecting any of the registered devices.



Universal. Compatible with all operating systems, virtual learning environments (VLE) and the most widely used educational platforms (LMS).



blink Learning



Alexia



edu

moodle



1

How do you know something is a living being?

Diego and his class took photos of different living beings. But, how did they know the difference between living beings and non-living things?

There are two ways living beings are different from non-living things:

- They perform the three vital functions (nutrition, interaction and reproduction).
- They are made up of structures called cells.

The vital functions

The nutrition function


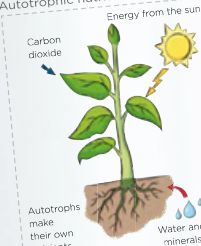
Nutrition is when living beings take substances from the environment, and use them to obtain energy, grow or repair damaged parts, and eliminate waste.

- **Autotrophs**, like plants and algae, take substances from the air. They use energy from the sun to transform the substances into nutrients.
- **Heterotrophs**, like animals, cannot make their own nutrients. They get them by eating other living beings.

The interaction function

The interaction function lets living beings perceive things happening inside and outside the body and react to them.

Autotrophic nutrition



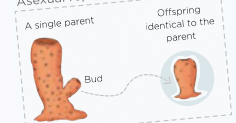
Heterotrophs get nutrients from other living beings

The reproduction function

Reproduction is the capacity that living beings have to produce offspring with the same or similar characteristics. There are two types of reproduction: **sexual** and **asexual**. Some living beings only perform one type of re-production, but others use both.

- In **asexual** reproduction, a **single living being** produces one or more offspring that are **identical** to it.
- In **sexual** reproduction, **two individuals**, one male and one female, produce reproductive cells, or **gametes**. Two gametes join together to create offspring that is **similar** to the parents, but not identical.

Asexual reproduction




Sexual reproduction



Let's organise this!

You want to use these photos and posters to create a display about the vital functions. The problem is they are totally jumbled up! Match the photos to the descriptions and the photo captions.



What does it offer?



Teaching programme, didactic proposal and project documentation

- The keys of **Operation World**.
- Didactic proposal.
- Teaching programmes in Word and PDF format.

Inclusion and response to diversity

- Response to diversity: support, extended and multi-level worksheets.

Evaluation

- Practice and evaluation test generator.
- Basic evaluation.
- Advanced evaluation.
- Competence evaluation.
- Final evaluation.
- Evaluation, self-assessment and co-evaluation tools.
- GYM competences. Tables and solutions.

What about the students?

For Years 1 and 2, an active book that combines the digital version of the pupil's book and the resources developed for interactive media playback of all the course contents, gamification, audio files, videos...

From Year 3 to Year 6, a format specially designed for the educational digital environment, which makes use of all its technological potential, and it is compatible with any device. All theoretical and practical contents have their specific editions in order to obtain an interactive and dynamic version that includes all the curriculum content along with a great variety of multimedia resources, videos, gamification...



Resources

There are resources connected to the **keys of the project**, such as SDG videos, creative thinking and cooperative learning techniques, TIC-TAC programme... and others, classified by units and educational objectives:

- **Practise: To learn:** Videos, presentations, gameroom...
- **To study:** Summaries, mind maps...
- **To practise:** Activities, workshops...
- **To evaluate:** Interactive traceable tests and recommended apps.

