

# ePM 10M/12M PATIENT MONITORS

## Physical Specifications

### Physical ePM 10M

Weight: 8.8 lbs (4.0 Kg) (Standard configuration, excluding modules, recorder, battery and accessories)

Size: 10.6" x 9.9" x 6.3"  
26.9 cm x 25.2 cm x 15.9 cm

### Physical ePM 12M

Weight: 10.6 lbs (4.8 Kg) (Standard configuration, excluding modules, recorder, battery and accessories)

Size: 12.2" x 11.4" x 6.7"  
31.0 cm x 28.9 cm x 16.9 cm

### Power Requirements

Line Voltage: 100 to 240 VAC ( $\pm 10\%$ )

Maximum Current: 2.0 A

Frequency: 50/60 Hz ( $\pm 3$  Hz)

Battery: Rechargeable lithium-ion battery, 4500mAh  
 $\geq 4$  hours run time

Recharge Time (power off): 5 hours to 90%

### Environmental Requirements

#### Temperature

Operating: 0 to 40 °C (without AG and CO<sub>2</sub> module)  
10 to 40 °C (with AG and CO<sub>2</sub> module)

Storage: -20 to 60 °C

#### Humidity

Operating: 15 to 95 % (non condensing)

Storage: 10 to 95 % (non condensing)

#### Barometric

Operating: 427.5 to 805.5 mmHg (57.0 to 107.4 kPa without AG and CO<sub>2</sub> module)

Storage: 120 to 805.5 mmHg (16.0 to 107.4 kPa without AG and CO<sub>2</sub> module)

### Interfacing

Main Unit: AC power connector (1)  
VGA port (1)  
USB 2.0 connector (2)  
Analog output/nurse call/defib. Sync/Serial Port (1)  
Integrated module rack (1), for 2 slots

Barcode Scanner: Supports 1D and 2D barcode

Thermal Recorder: 3 traces (paper 50 mm width, 20 m length)

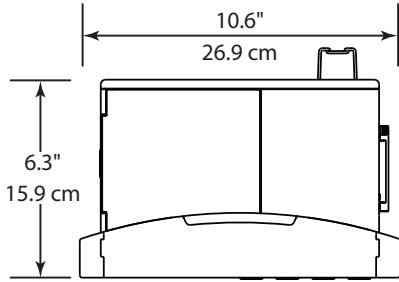
Network Printer: Support



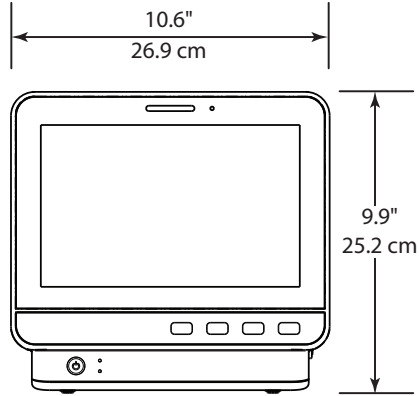
# ePM 10M/12M PATIENT MONITORS

## Physical Specifications

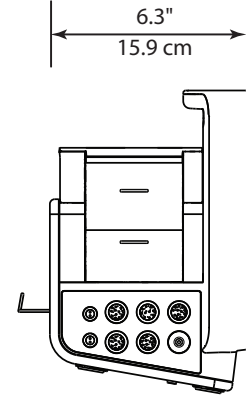
ePM 10M Top



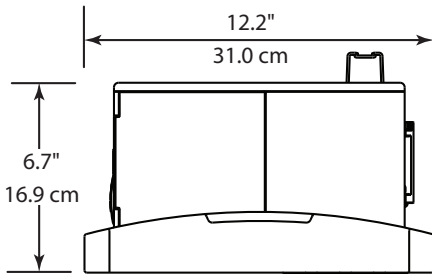
ePM 10M Front



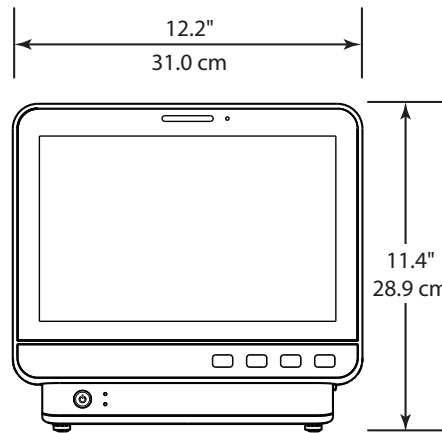
ePM 10M Side




ePM 12M Top



ePM 12M Front



ePM 12M Side



# ePM 10M/12M PATIENT MONITORS

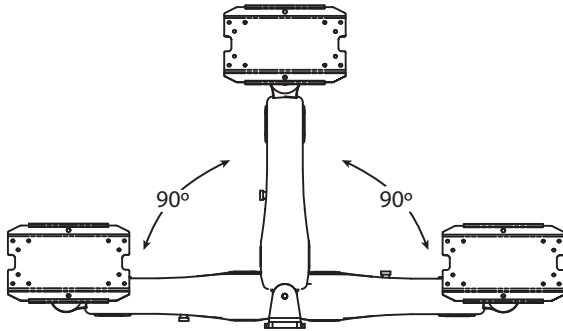
## Physical Specifications

### Mounting Solutions

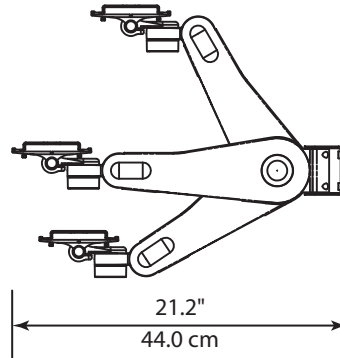
Variable Height Mount (VHM)

Moment Load: 40 lbs (18.1 kg)

Lateral Range of Motion



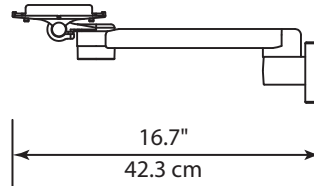
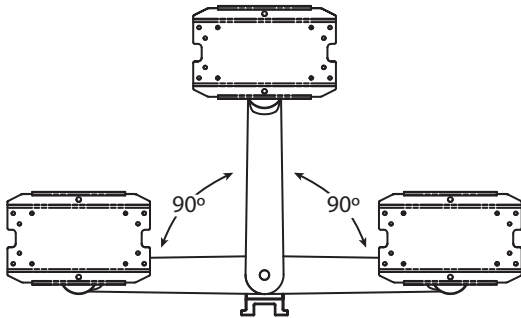
Vertical Range of Motion  
+60° to -34°



Pivot Arm Wall Mount

Moment Load: 60 lbs (27.2 kg)

Lateral Range of Motion



# ePM 10M/12M PATIENT MONITORS

## Physical Specifications

---

### Rolling Stand

Dimension: 42.3" (H) x 20.4" (W) x 23.5" (D)  
107.4 cm (H) x 51.7 cm (W) x 59.6 cm (D)

Weight: 35 lb (15.9 kg)

