

# GREY MATTER

GO ON.  
GET LOST.

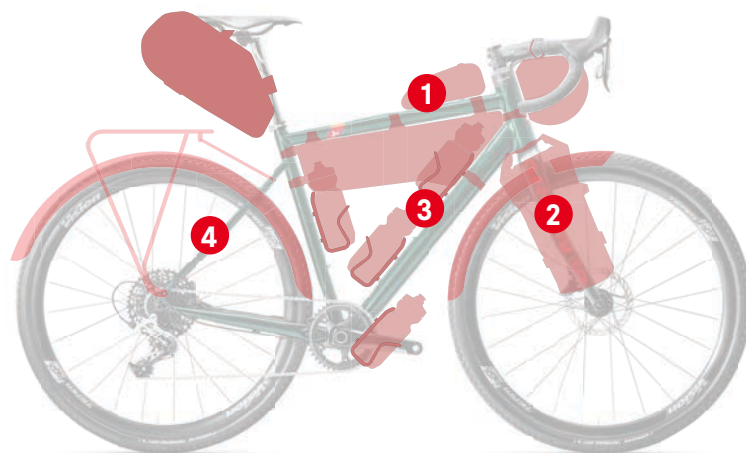
“You can rely on its capability to be shredded, in gravel events and also on bikepacking trips.”

— AMANDA CHUDOBAY-BERGER, GRINDURO 2022 WINNER.



356A - Tundra Green, Gloss

## MAX STORAGE



- 1 TOP TUBE BOX MOUNTS
- 2 ANYTHING CAGE MOUNTS
- 3 DOWNTUBE MOUNTS
- 4 RACK, FENDER MOUNTS

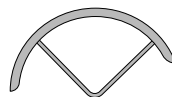


356A - Tundra Green, Gloss

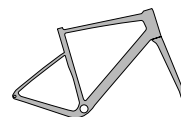
Photos are for illustrative purposes only.  
Product not necessarily sold as shown.

3D


SAFER, WIDER FIT  
WINDOW



FENDER & RACK  
COMPATIBLE



GRAVEL GEOMETRY



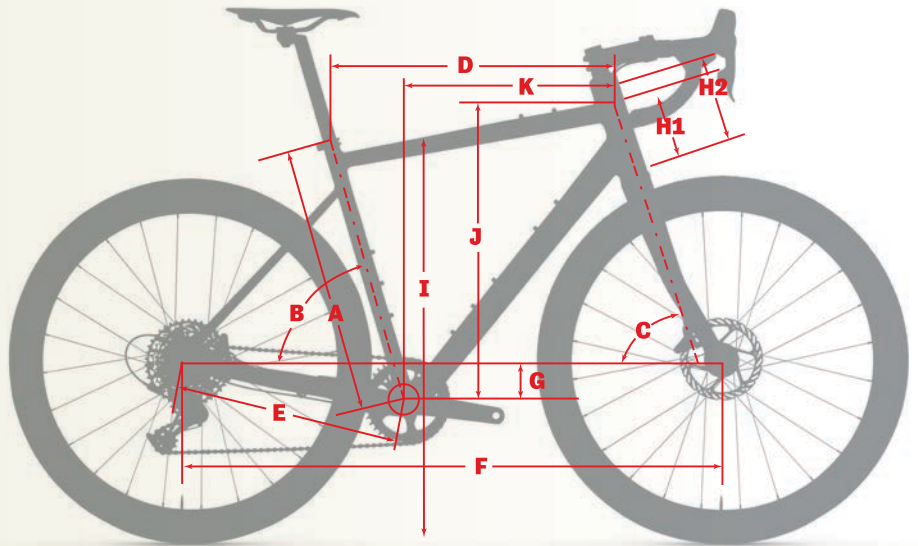
42C TIRE CLEARANCE

Really – go get lost. You’ve got extra snacks, gear, and you’ve got the bike that will go anywhere with you. Kicking up rocks on an old logging road? No problem. Muddy singletrack? Comes off easy. Grit pinging your frame for the next hundred miles? Didn’t notice. No more excuses – get rough and ready for anything on the new Grey Matter. The gravel-specific handling, geometry and features that made the Dark Matter the ultimate dirt machine are now available in an alloy frame.

**ARGON 18**

# GREY MATTER

CHOOSE YOUR  
OWN ADVENTURE,  
NO MATTER WHAT  
SURPRISES THE ROUTE  
THROWS AT YOU.



## GEOMETRY

GEOMETRY			XXS	XS	S	M	L	XL
Size Classic			44-46	47-50	51-53	54-56	57-59	60-62
A	SEAT TUBE HEIGHT	cm	42.0	45.0	48.5	52.0	55.5	59.0
B	SEAT TUBE ANGLE	deg	75.5	74.9	74.3	73.7	73.1	72.5
C	HEAD TUBE ANGLE	deg	69.5	71.0	71.4	72.0	72.0	72.5
D	TOP TUBE LENGTH*	cm	49.6	51.7	53.8	56.0	58.2	60.7
E	CHAINSTAY LENGTH	cm	42.8	42.8	42.8	42.8	43.0	43.2
F	WHEELBASE	cm	100.3	100.6	102.1	102.7	104.8	106.2
G	BB DROP	cm	8.0	8.0	7.5	7.5	7.0	7.0
H1	HEADTUBE LENGTH	cm	10.4	11.9	14.4	16.0	18.7	21.1
H2	(+25mm 3D+)	cm	12.9	14.4	16.9	18.5	21.2	23.6
I	STANDOVER HEIGHT †	cm	68.9	71.6	75.3	78.3	81.8	84.9

\* Horizontal Top Tube Length. † Measured with 700x40c tires

## FIT (STACK AND REACH)

FIT (STACK AND REACH)			XXS	XS	S	M	L	XL
Size Classic			44-46	47-50	51-53	54-56	57-59	60-62
J	STACK	cm	52.5	54.5	56.5	58.5	60.5	63.0
K	REACH	cm	35.8	36.8	37.8	38.8	39.8	40.8
J	STACK (WITH 25mm 3D)	cm	54.8	56.9	58.9	60.9	62.9	65.4
K	REACH (WITH 25mm 3D)	cm	34.9	36.0	37.0	38.0	39.0	40.0
SADDLE HEIGHT MIN. †		cm	49.0	52.0	55.5	59.0	62.5	66.0
SADDLE HEIGHT MAX. †		cm	74.0	77.0	80.5	84.0	87.5	91.0
FORK LENGTH (AXLE-TO-CROWN)		cm	39.5	39.5	39.5	39.5	39.5	39.5
FORK RAKE		cm	5.4	5.4	5.4	4.9	4.9	4.9

† Measured From Middle of BB to Top of Saddle Along Seat tube

## BUILD OPTIONS SPECS

### SRAM Rival 1 GLOBAL

FRONT DERAILLEUR	N/A
REAR DERAILLEUR	SRAM RIVAL1 Long Cage
SHIFTERS	SRAM Rival 1 HRD
BRAKE CALIPERS	SRAM Rival 1 HRD
ROTORS	SRAM G2 CleanSweep, 6-bolt / F:160mm R:140mm

CRANKSET	SRAM Rival 1 40T
BB	SRAM PFGXP Road 86.5
CHAIN	KMC X11 EPT
CASSETTE	SRAM PowerGlide 1130 11-42
HEADSET	FSA No.69 SRS with 3D
STEM	FSA OS-167 Omega Pro

HANDLEBAR	FSA NS Adventure Compact
BAR TAPE	Prologo Plaintouch Black
SADDLE	Repite Quasar S
SEATPOST	FSA Gossamer SB20 (27.2mm)
TIRES	Vittoria Terreno Dry 700x38c
WHEELSET	Team Aero-Gravel i23 TC AGX 700c

356A - Tundra Green, Gloss

### SRAM Apex 1 GLOBAL

FRONT DERAILLEUR	N/A
REAR DERAILLEUR	SRAM Apex 1 Long Cage
SHIFTERS	SRAM Apex 1 HRD
BRAKE CALIPERS	SRAM Apex 1 HRD
ROTORS	SRAM G2 CleanSweep, 6-bolt / F:160mm R:140mm

CRANKSET	FSA Omega Crankset 1x 40T
BB	FSA BB-AL86 for 19mm
CHAIN	KMC X11 EPT
CASSETTE	SRAM PowerGlide 1130 11-42
HEADSET	FSA No.69 SRS with 3D
STEM	FSA OS-167 Omega Pro

HANDLEBAR	FSA NS Adventure Compact
BAR TAPE	Prologo Plaintouch Black
SADDLE	Repite Quasar S
SEATPOST	FSA Gossamer SB20 (27.2mm)
TIRES	Vittoria Terreno Dry 700x38c
WHEELSET	Team Aero-Gravel i23 TC AGX 700c

356A - Tundra Green, Gloss