RAZORBACKS®
2017 WOMEN'S TRACK & FIELD

2016 NCAA INDOOR SILVER | 2016 NCAA OUTDOOR CHAMPIONS | 4 SEC TRIPLE CROWNS | 12 SEC TITLES

2017 SCHEDULE

INDOOR

FRI., JAN. 13	ARKANSAS INVITATIONAL	FAYETTEVILLE
Fri.-Sat., Jan. 20-21	Vanderbilt Invitational	Nashville, Tenn.
FRI.-SAT., JAN. 27-28	RAZORBACK INVITATIONAL	FAYETTEVILLE
Fri.-Sat., Feb. 3-4	Armory Invitational	New York, NY
Sat. Feb. 4	New Mexico Invitational	Albuquerque, NM
FRI.-SAT., FEB. 10-11	TYSON INVITATIONAL	FAYETTEVILLE
Fri.-Sat., Feb. 10-11	Husky Classic	Seattle, Wash.
FRI., FEB. 17	ARKANSAS QUALIFIER	FAYETTEVILLE
Sat., Feb. 18	Alex Wilson Invitational	South Bend, Ind.
Fri.-Sat., Feb. 24-25	SEC Championships	Nashville, Tenn.
Fri.-Sat., March 10-11	NCAA Championships	College Station, Texas

OUTDOOR

Fr.-Sat. March 17-18	Black and Gold Challenge	Orlando, Fla.
SAT., MARCH 25	ARKANSAS SPRING INVITATIONAL	FAYETTEVILLE
Thur.-Sat., March 30-April 1	Texas Relays	Austin, Texas
Fri.-Sat., March 31-April 1	Stanford Invitational	Palo Alto, Calif.
Sat., April 8	Baylor Invitational	Waco, Texas
Thurs.-Fri., April 13-14	Bryan Clay/MT SAC	Calif.
FRI.-SAT., APRIL 21-22	JOHN MCDONNELL	FAYETTEVILLE
Sat., April 28-29	SEC Relays	Baton Rouge, La.
FRI., MAY 5	ARKANSAS TWILIGHT	FAYETTEVILLE
Fri., May 5	Payton Jordan Invitational	Palo Alto, Calif.
Thurs.-Sat., May 11-13	SEC Championships	Columbia, SC
Thurs.-Sat., May 25-27	NCAA Regionals	Austin, Texas
Wed.-Sat., June 7-10	NCAA Championships	Eugene, OR
Fri.-Sun., June 23-25	USATF Championships	Sacramento, Calif.

COMMUNICATIONS

Twitter ..... @RazorbackTF
Facebook ..... /RazorbackTF
Track & Field Communications ..... Joy Ekema-Agbaw
Email ..... jeekemaa@uark.edu
Office Phone 479-575-7404
Cell Phone 479-387-4332
Twitter ..... @joyagbaw
Office Address ..... Communications
..... University of Arkansas
..... Frank Broyles Athletic Center
..... 350 N. Razorback Rd.
..... Fayetteville, Ar. 72701
Office Fax 479-575-7481
Website ..... www.ArkansasRazorbacks.com

Razorbacks Ready For Vanderbilt Invitational

Fast Facts

- Returning Indoor All-Americans: 9 (Taliyah Brooks pentathlon/60H/LJ, Leigha Brown pentathlon, Therese Haiss DMR, Daina Harper 4x4/DMR, Nikki Hiltz DMR, Payton Stumbaugh pentathlon/60H, Brianna Swinton 4x4, Lexi Weeks PV and Tori Weeks PV).
- SEC Finish Last Season: 1st
- NCAA Finish Last Season: 2nd

Key Additions:

- Jada Baylark (2016 Arkansas Gatorade Athlete of the Year)
- Ashlee Moore (2014 USATF JR Heptathlon Champion)
- Taylor Werner (2016 XC All-American)

Teams Attending

- Arizona, Arkansas, UConn, Furman, Georgia Tech, Louisiana Tech, Memphis, Middle Tennessee, Mississippi State, Samford, South Alabama, South Carolina, Southern Illinois, Southern Mississippi, Tennessee State, UAB, Vanderbilt and Western Kentucky

Jan. 9 USTFCCCA Division I National Team Computer Preseason Rankings

Rank	*Team*	*Points*
1	Oregon	194.96
2	**Arkansas**	**178.61**
3	Georgia	155.90
4	Southern California	111.00
5	Texas	88.96
6	Florida	84.87
7	LSU	84.20
8	Kentucky	71.06
9	Notre Dame	68.99
10	Purdue	66.34
11	Oklahoma State	65.84
12	Michigan	55.02
13	Baylor	54.99
14	Miami (Fla.)	54.14
15	Tennessee	53.39
16	NC State	51.79
17	Georgetown	47.35
18	Kansas State	46.93
19	Washington	46.36
20	Boise State	45.08
21	Mississippi	44.54
22	Alabama	44.19
23	Stanford	41.71
24	South Carolina	38.34
25	Oklahoma	38.10

RAZORBACK LEADERSHIP

HEAD COACH • LANCE HARTER
27TH SEASON

The most successful coach in University of Arkansas and Southeastern Conference women's cross country and track and field history, Lance Harter is in his 27th year at the helm of the Razorback program. Harter's individual honors include five-time National Coach of the Year and 28-time SEC Coach of the Year accolades. His Razorbacks have racked up 22 NCAA event titles, 157 SEC event titles and 436 All-America certificates through the 2016 cross country season.

During his tenure, Arkansas has collected 13 NCAA podium (top four) finishes including the 2016 NCAA Outdoor Championship team title, 2015 NCAA Indoor Championship team title and five national runner-up performances – four of those from cross country.

Five-time National Indoor Coach of the Year • USTFCCCA Coaches Hall of Fame • 28-time SEC Coach of the Year

---

ASSOC. HEAD COACH • CHRIS JOHNSON, 5TH SEASON

The sprint and hurdle coach for the Razorbacks began his Arkansas career by coaching his student-athletes to four All-America honors, a national championship in the 4X400-meter relay outdoors and a pair of top 10 team finishes at the NCAA Championships. He added to his collection of awards in 2016, claiming his ninth USTFCCCA Regional Coaching honor, following the development of one of the most pronounced sprints and multis contingents in the country which boasted another 400 specialist in Philadelphia native Taylor Ellis-Watson.

Coached: Four Olympians including a Gold Medalist • Nine-time Regional Asst. Coach of the Year

ASST. COACH • BRYAN COMPTON, 18TH SEASON

Joining the Razorbacks in the fall of 1998, Bryan Compton has proven to Arkansas that he was an invaluable addition for its coaching staff. In 18 years of working with the Razorback field event personnel and multi-event competitors, Compton's student- athletes have earned 78 All-American honors. Additionally under his watch over 20 school records have been set. Individually, Compton has also been recognized for his student-athletes success named the 2005 USTFCCCA Mideast Region Assistant Coach of the Year.

Coached: Four Olympians including a Silver Medalist • Five NCAA Individual PV Titles • 78 All-Americans

DIR. OF OPERATIONS • MEGAN ELLIOTT, 3RD SEASON

Former Razorback track All-American Megan (Jackson) Elliott re-joined the Arkansas cross country/track coaching staff as Director of Operations in August 2014 after a brief one-year stint as an assistant coach at IUPUI. The Middlebury, Ind., native will assist Head Coach Lance Harter in all facets of leading the program, including training, recruiting, fund raising and academic oversight. Elliott is also heavily involved with practice structuring, individual workouts and on-campus recruiting. She also is charged with coordinating the University of Arkansas Track Camps.

2017 @RAZORBACKTF ROSTER

Name	Ht.	Yr.	Event	Hometown (Previous School)
Katie Adams	5-5	Jr.	Distance	Marengo, Ill. (Iowa)
Emily Bates	5-6	Jr.	Pole Vault	Visalia, Calif. (Central Valley Christian HS)
Jada Baylark	5-6	Fr.	Hurdles	Little Rock, Ark. (Parkview HS)
Safee Belbina	5-4	R-Fr.	Distance	Flower Mound, Texas (Flower Mound HS)
Damajahnee Birch	5-7	So.	Sprints	Denver, Colo. (Denver East HS)
Logan Bishop	5-4	Sr.	Distance	Batesville, Ark. (Batesville HS)
Kiswana Blood	5-7	So.	Jumps	Trinidad & Tobago (Bishop Antsey HS)
Taliyah Brooks	5-9	R-Jr.	Multi Events	Wichita Falls, Texas (Rider HS)
Leigha Brown	6-0	Sr.	Multi Events	McAllen, Texas (Johnny Economedes HS)
Payton Brown	5-9	Fr.	Distance	Double Oak, Texas (Marcus HS)
Sydney Brown	5-6	R-So.	Distance	Double Oak, Texas (Marcus HS)
Alexandra Byrnes	5-4	Fr.	Middle Distance	Fort Worth, Texas (Paschal HS)
Devin Clark	5-9	So.	Distance	Spring Branch, Texas (Smithson Valley HS)
Madison Cooley	5-6	Fr.	Sprints	Plano, Texas (Plano HS)
Micah Dennis	5-6	Sr.	Throws	Middletown, Ohio (Central Arizona)
Stephanie Diettinger	5-2	R-Jr.	Pole Vault	Rocklin, Calif. (Whitney HS)
Desiree Freier	5-0	R-So.	Pole Vault	Fort Worth, Texas (Northwest HS)
Abby Gray	5-5	Fr.	Distance	San Antonio, Texas (Alamo Heights)
Therese Haiss	5-5	Sr.	Middle Distance	Solon, Ohio (Oregon)
Sydney Hammitt	5-5	R-So.	Sprints	Nixa, Mo. (Nixa HS)
Daina Harper	5-8	Sr.	Sprints	Houston, Texas (Cypress Creek HS)
Morgan Hartsell	5-6	Jr.	Pole Vault	Lubbock, Texas (South Plains CC)
Kelsey Herman	5-8	R-So.	Multi Events	Crossett, Ark. (Crossett HS)
Sabrina Herrmann	5-6	R-Fr.	Distance	Rancho Santa Margherita, Calif. (Trabuco Hills)
Nikki HIltz	5-4	R-Jr.	Middle Distance	Santa Cruz, Calif. (Oregon)
Micah Huckabee	5-6	R-Fr.	Distance	Cabot, Ark. (Cabot HS)
Tess Iler	5-9	Fr.	Distance	Mission Hills, Kan. (Shawnee Mission East HS)
Rachel Jantzi	5-8	So.	Jumps	Brentwood, Tenn. (Brentwood HS)
Emily Jeacock	5-6	R-Fr.	Distance	Northampton, England (Marcus HS)
Tamara Kuykendall	5-6	Fr.	Sprints	Little Rock, Ark. (Little Rock Central)
Kristen Larkan	5-5	R-Fr.	Distance	Greenland, Ark. (Greenland HS)
Kaylee McCarthy	5-4	R-Jr.	Sprints	The Woodlands, Texas (The Woodlands HS)
Sunkietra McCallister		Jr	Sprints	(Arkansas Baptist)
Samantha Mohler	5-4	R-Sr.	Distance	Mountain Home, Ark. (Mountain Home HS)
Ashlee Moore	5-7	So	Multi Events	Chandler, Ariz. (Oregon)
Rachel Nichwitz	5-6	R-Fr.	Distance	Fishers, Ind. (Hamilton Southeastern HS)
Kiara Parker	5-5	So.	Sprints	Waldorf, Md. (Westlake HS)
Genna Potter	5-6	Fr.	Pole Vault	Fayetteville, Ark. (Fayetteville HS)
Elizabeth Ramos Mata	5-7	Fr.	Pole Vault	The Woodlands, Texas (The Woodlands HS)
Madeleine Reed	5-6	Fr.	Distance	Highland Village, Texas (Marcus HS)
Valerie Reina	5-2	R-Sr.	Distance	Tontitown, Ark. (Har-Ber HS)
Alex Ritchey	5-5	Fr.	Distance	Little Rock, Ark. (Mt. St. Mary)
Rylee Robinson	5-9	R-So.	Pole Vault	Springdale, Ark. (Shiloh Christian)
Kailee Sawyer	5-7	So.	Middle Distance	Ontario, Canada (Bluevale Collegiate Insitute)
Kelsey Schrader	5-3	R-So.	Distance	Dekalb, Ill. (Dekalb HS)
Autumn Sehy	5-5	Sr.	Middle Distance	Texarkana, Texas (Texas HS)
Carmen Sitz	5-8	So.	Jumps	Canyon, Texas (Canyon HS)
Payton Stumbaugh	5-8	Jr.	Multi Events	Springdale, Ark. (Oklahoma)
Keiryn Swenson	6-1	R-Fr.	Throws	Wichita, Kan. (Maize HS)
Brianna Swinton	5-7	Sr.	Sprints	Little Rock, Ark. (Parkview HS)
Grace Taylor	5-6	R-So.	Distance	Canton, Ohio (Jackson HS)
Greta Taylor	5-7	Fr.	Distance	Canton, Ohio (Jackson HS)
Abby Tedford	5-5	R-So.	Distance	Fairview, Texas (Lovejoy HS)
Madeline Telford	5-7	Fr.	Pole Vault	Hurst, Texas (L.D. Bell HS)
Claudia Verstraten	5-9	R-Fr.	Middle Distance	Geelong, Australia (Sacred Heart College)
Carina Viljoen	5-6	Fr.	Middle Distance	Johannesburg, South Africa (Randburg)
Regan Ward	5-5	R-Jr.	Distance	Okmulgee, Okla. (Beggs HS)
Ceara Watson	5-8	So.	Middle Distance	Henrietta, N.Y. (Rush-Henrietta HS)
Lexi Weeks	5-6	So.	Pole Vault	Cabot, Ark. (Cabot HS)
Tori Weeks	5-6	So.	Pole Vault	Cabot, Ark. (Cabot HS)
Taylor Werner	5-6	Fr.	Distance	Ste. Genevieve, Mo. (Ste. Genevieve HS)
Ruth Wiggins	5-4	Fr.	Middle Distance	Memphis, Tenn. (Briarcrest)

2017 @RAZORBACKTF ROSTER

Katie Adams
JR • Distance


Emily Bates
JR • Pole Vault

Jada Baylark
FR • Hurdles

Safee Belbina
R-FR • Distance

Damajahnee Birch
SO • Hurdles

Logan Bishop
SR • Jumps

Kiswana Blood
SO • Jumps


Taliyah Brooks
JR • Multi

Leigha Brown
SR • Multi

Payton Brown
FR • Distance

Sydney Brown
SO • Distance

Alexandra Byrnes
FR • Mid Distance

Devin Clark
SO • Distance

Madison Cooley
FR • Sprints


Micah Dennis
SR • Throws

Stephanie Diettinger
SO • Pole Vault

Desiree Freier
SO • Pole Vault

Abby Gray
FR • Distance

Therese Haiss
SR • Mid Distance

Sydney Hammit
SO • Sprints

Daina Harper
SR • Sprints

Morgan Hartsell
JR • Pole Vault


Sabrina Herrmann
R-FR • Distance

Nikki Hiltz
Jr • Mid Distance

Micah Huckabee
R-FR • Distance

Tess Iler
Fr • Distance

Rachel Jantzi
SO • Jumps


Emily Jeacock
R-FR • Distance

Tamara Kuykendall
FR • Sprints

Kristen Larkan
R-FR • Distance

Sunkietra McCallister
JR • Sprints

Kaylee McCarthy
JR • Sprints

Samantha Mohler
SR • Distance

Ashlee Moore
SO • Multi

Rachel Nichwitz
R-FR • Distance


Kiara Parker
SO • Sprints

2017 @RAZORBACKTF ROSTER


Genna Potter
FR • Pole Vault

Elizabeth Ramos Mata
FR • Pole Vault


Madeleine Reed
FR • Distance

Valerie Reina
SR • Distance

Alex Ritchey
FR • Distance

Rylee Robinson
SO • Pole Vault

Kailee Sawyer
SO • Mid Distance

Kelsey Schrader
SO • Distance

Autumn Sehy
SR • Mid Distance

Carmen Sitz
SO • Jumps

Payton Stumbaugh
JR • Multi

Keiryn Swenson
R–FR • Throws

Brianna Swinton
SR • Hurdles

Grace Taylor
SO • Distance

Greta Taylor
FR • Distance

Abby Tedford
SO • Distance

Madeline Telford
FR • Pole Vault

Claudia Verstraten
R–FR • Mid Distance

Carina Viljoen
FR • Mid Distance

Regan Ward
JR • Distance

Ceara Watson
SO • Mid Distance

Lexi Weeks
SO • Pole Vault

Tori Weeks
SO • Pole Vault

Taylor Werner
FR • Distance

Ruth Wiggins
FR • Mid Distance

PRONUNCIATION GUIDE

Name	Year	Event	Pronunciation
Damajahnee Birch	SO	Hurdles	DUH-MAH-JAH-NAY
Kiswana Blood	SO	Jumps	KISS-WAH-NAH
Taliyah Brooks	JR	Multi	TUH-LEE-YAH
Desiree Freier	SO	Pole Vault	FRY-ER
Therese Haiss	SR	Mid Distance	TUH-RACE-UH | HI-ICE
Daina Harper	SR	Sprints	DAY-NAH
Tamara Kuykendall	FR	Sprints	KIRK-EN-DOLL
Rachel Nichwitz	FR	Distance	N-ITCH-WIT-ZZ
Elizabeth Ramos Mata	FR	Pole Vault	RAH-MOH-SS MAH-TAH
Keiryn Swenson	FR	Throws	CARE-EN
Carina Viljoen	FR	Mid Distance	VILLE-YOH-N

	CONF. INDOOR		NCAA INDOOR		CONF. OUTDOOR		NCAA OUTDOOR		CONF. XC		NCAA XC	
YEAR	Place	Pts.	Place	Pts.	Place	Pts.	Place	Pts.	Place	Pts.	Place	Pts.
2017	TBD		TBD		TBD		TBD		TBD		TBD	
2016	1st	110	2nd	50	1st	126.75	1st	72	1st	46	19th	476
2015	1st	130	1st	63	1st	127.5	4th	43	1st	38	9th	276
2014	3rd	93.5	6th	30	1st	123	9th	21.5	1st	32	5th	209
2013	1st	114.5	4th	42.5	3rd	109	8th	30	1st	32	15th	340
2012	3rd	99	5th	24	3rd	111.5	T24th	13	2nd	70	18th	449
2011	2nd	118	4th	35	3rd	107	14th	18	2nd	61	14th	375
2010	2nd	82	T15th	15.5	3rd	98.5	15th	17	2nd	61	–	–
2009	3rd	97	T20th	11	4th	96.5	T29th	10	3rd	87	–	–
2008	3rd	93	T29th	7	3rd	88.5	T22nd	11	1st	46	15th	404
2007	4th	83	T21st	9	2nd	110	15th	17	1st	39	13th	406
2006	5th	73	T51st	2	7th	68	T25th	10	1st	17	5th	286
2005	2nd	120	19th	12.5	2nd	124.2	T22nd	11	2nd	51	19th	444
2004	6th	50.5	T10th	19	1st	124	T10th	22	2nd	57	16th	400
2003	1st	129	10th	22	2nd	130	19th	13.5	3rd	103	–	–
2002	2nd	139	T10th	18.5	2nd	138	T45th	4	1st	39	7th	251
2001	1st	137	5th	24	1st	182	5th	31	1st	35	17th	460
2000	1st	140	3rd	37	1st	147.75	6th	36	1st	43	13th	365
1999	4th	73	13th	13	5th	90	41st	7	1st	15	2nd	125
1998	2nd	88	T27th	8	4th	89.5	T29th	8	1st	25	6th	311
1997	7th	33	T49th	1	5th	67	T38th	5	2nd	68	13th	311
1996	6th	58	T22nd	8	5th	72	T43rd	4	2nd	77	14th	347
1995	4th	69	T4th	31	5th	79.5	T33rd	7	1st	40	12th	324
1994	3rd	80	T20th	9	4th	85	T23rd	10	1st	31	3rd	110
1993	3rd	71	T8th	16	2nd	111	T44th	3	1st	37	2nd	71
1992	3rd	78	T31st	4	4th	99	T59th	1	1st	52	2nd	130
1991 (SWC)	2nd	80	13th	11	2nd	56	T10th	18	1st (SEC)	30	2nd	168
1990 (SWC)	4th	47	T20th	8	3rd	121	T56th	2	2nd	37	6th	224
1989 (SWC)	4th	53	–	–	2nd	122	T56th	2	3rd	69	–	–
1988 (SWC)	4th	58	–	–	T–2nd	119	–	–	1st	30	15th	299
1987 (SWC)	4th	40	T21st	4	5th	40	–	–	2nd	41	9th	214
1986 (SWC)	5th	17	–	–	9th	9	–	–	2nd	54	10th	214
1985 (SWC)	5th	28	–	–	4th	55	–	–	3rd	75	–	–
1984 (SWC)	4th	41	–	–	3rd	46	T38th	9	3rd	72	13th	273
1983 (SWC)	3rd	69	T34th	2	3rd	73	–	–	4th	96	–	–

SEC INDOOR CHAMPIONSHIPS

2000 Indoor Track
Feb. 26-27, 2000
Randal Tyson Track Center
Fayetteville, Ark.

1.	#5 Arkansas	140
2.	#6 Florida	96
3.	#3 South Carolina	94
4.	#1 LSU	65
5.	#9 Georgia	62
6.	#11 Auburn	47.5
7.	Alabama	43
8.	Tennessee	35
9.	Mississippi	18
10.	Mississippi St.	8
	Vanderbilt	
12.	Kentucky	7.5

2001 Indoor Track
Feb. 24-25, 2001
Nutter Field House
Lexington, Ky.

1.	#3 Arkansas	137
2.	#6 Florida	109
3.	#1 South Carolina	90
4.	#7 LSU	77
5.	#20 Georgia	61.5
6.	#11 Mississippi	31
7.	Auburn	30
8.	Alabama	26
9.	Kentucky	21.5
10.	Tennessee	16
11.	Mississippi St.	13
12.	Vanderbilt	11

2003 Indoor Track
Feb. 28-Mar. 2, 2003
Stephen C. O'Connell Center
Gainesville, Fla.

1.	#8 Arkansas	129
2.	#5 South Carolina	108.5
3.	#4 Florida	105
4.	#1 LSU	88
5.	#13 Auburn	62
6.	Georgia	55.5
7.	Kentucky	48
8.	#20 Mississippi St.	29
9.	Tennessee	25
10.	Vanderbilt	9
11.	Mississippi	2
	Alabama	

2013 Indoor Track
February 24, 2013
Randal Tyson Track Center
Fayetteville, Ark.

1.	#3 Arkansas	114.5
2.	#1 LSU	109.5
3.	#9 Texas A&M	88
4.	#6 Florida	87.5
5.	#7 Georgia	52.5
6.	#14 South Carolina	50
7.	Kentucky	34
8.	Tennessee	29
9.	Missouri	28
10.	Alabama	25
11.	Miss State	18
12.	Mississippi	11
13.	Auburn	9
14.	Vanderbilt	5

2015 Indoor Track
Feb. 28, 2015
Nutter Fieldhouse
Lexington, Ky.

1.	Arkansas	130
2.	Florida	86
3.	Texas A&M	81.90
4.	Kentucky	76
5.	LSU	51
6.	Georgia	50
7.	Miss State	36.70
8.	Alabama	34
9.	Missouri	32
10.	Tennessee	22
11.	Auburn	21
12.	Vanderbilt	18.20
13.	Mississippi	14.20
14.	South Carolina	9

2016 Indoor Track
Feb. 27, 2016
Randal Tyson Track Center
Fayetteville, Ark.

1.	Arkansas	110
2.	LSU	67
3.	Georgia	65
4.	Florida	64
4.	Tennessee	64
6.	Kentucky	48
7.	Texas A&M	44
8.	Alabama	43
9.	Mississippi State	42
10.	Auburn	33
11.	South Carolina	26
12.	Vanderbilt	24
13.	Missouri	17
14.	Mississippi	16

All-Time SEC Team Champions

	Indoor	Outdoor
1981	-	Tennessee
1982	-	Tennessee
1983	-	Tennessee
1984	Tennessee	Tennessee
1985	LSU	LSU
1986	Vacated	Alabama
1987	LSU	LSU
1988	LSU	LSU
1989	LSU	LSU
1990	Florida	LSU
1991	LSU	LSU
1992	Florida	Florida
1993	LSU	LSU
1994	Alabama	Alabama
1995	LSU	Georgia
1996	LSU	LSU
1997	Florida	Florida
1998	LSU	Florida
1999	LSU	S. Carolina
2000	Arkansas	Arkansas
2001	Arkansas	Arkansas
2002	Florida	S. Carolina
2003	Arkansas	Florida
2004	Florida	Arkansas
2005	Tennessee	S. Carolina
2006	Georgia	Georgia
2007	Tennessee	LSU
2008	LSU	LSU
2009	Tennessee	Florida
2010	Florida	LSU
2011	LSU	LSU
2012	Florida	LSU
2013	Arkansas	Texas A&M
2014	Florida	Arkansas
2015	Arkansas	Arkansas
2016	Arkansas	

Cross Country

1983	Tennessee	2000	Arkansas
1984	Florida	2001	Arkansas
1985	Kentucky	2002	Arkansas
1986	Alabama	2003	Tennessee
1987	Alabama	2004	Tennessee
1988	Kentucky	2005	Tennessee
1989	Kentucky	2006	Arkansas
1990	Tennessee	2007	Arkansas
1991	Arkansas	2008	Arkansas
1992	Arkansas	2009	Florida
1993	Arkansas	2010	Florida
1994	Arkansas	2011	Vanderbilt
1995	Arkansas	2012	Florida
1996	Florida	2013	Arkansas
1997	Florida	2014	Arkansas
1998	Arkansas	2015	Arkansas
1999	Arkansas		

CONFERENCE INDOOR INDIVIDUAL CHAMPIONS

Makeba Alcide		
Pentathlon	4,126 points	2012
Denise Bargiachi		
5,000 Meters	16:25.34	2008
Peter-Gaye Beckford		
Long Jump	20-9.25	2009
Amy Yoder Begley		
5,000 Meters	16:18.38	2000
5,000 Meters	16:44.13	1999
3,000 Meters	9:37.96	1998
Mile	4:50.22	1998
DMR	11:32.80	1998
Londa Bevins		
DMR	11:40.39	2001
Edina Brooks		
4x400M	3:34.61	2010
DeeDee Brown		
DMR	11:27.97	2000
Pentathlon	4,141 pts.	2002
Leigha Brown		
DMR	11:14.46	2016
Stephanie Brown		
800 Meters	2:03.21	2014
Andreina Byrd		
3,000 Meters	9:31.61	2002
5,000 Meters	16:35.29	2002
DMR	11:40.39	2001
Veronica Campbell		
200 Meters	22.67	2004
Etienne Chaplin		
Pentathlon	4,095 pts.	2008
Devin Clark		
DMR	11:14.46	2016
Amber Crumbo		
Weight	59-5.75	2000
Jessica Dailey		
DMR	11:27.97	2000
Mile	4:44.62	1999
3,000 Meters	9:33.09	1999
DMR	11:32.80	1998
Deena Drossin		
5,000 Meters	16:43.83	1996
5,000 Meters	16:30.22	1994
5,000 Meters	16:34.40	1993
Taylor Ellis-Watson		
400M	51.84	2016
4X400M	3:30.79	2015
Dawnyell Fletcher		
DMR	11:40.39	2001
Gwendolyn Flowers		
4x400M	3:31.01	2011
4x400M	3:29.60	2013
Megan Flowers		
5,000 Meters	16:38.30	1997
5,000 Meters	16:28.69	1995
Regina George		
4x400M	3:31.01	2011
4x400M	3:34.61	2010
4x400M	3:29.60	2013
400M	51.40	2013
Kristen Gillespie		
Mile	4:34.49	2012
3,000 Meters	9:20.86	2012
Edel Hackett		
Two Mile	10:26.60	*1984
Two Mile	10:40.59	*1983
Therese Haiss		
DMR	11:14.46	2016
DMR	11:19.85	2015
Daina Harper		
4X400M	3:30.79	2015
LaShawn Haythe		
55 Meters	6.91	*1990
Grace Heymsfield		
Mile	4:39.20	2014
Nikki Hiltz		
DMR	11:14.46	2016
Whitney Jones		
Long Jump	20-5.25	2012
4x400M	3:31.01	2011
4x400M	3:34.61	2010
Christine Kalmer		
5,000 Meters	16:20.06	2009
Jessica Kamilos		
DMR	11:19.85	2015
Lilli Kleinmann		
Mile	4:48.60	2001
3,000 Meters	9:22.82	2001
5,000 Meters	16:39.36	2001
3,000 Meters	9:26.75	2000
DMR	11:27.97	2000
Claire Lavers		
3,000 Meters	9:24.56	1992
Loren Leaverton		
DMR	11:40.39	2001
Stacie Manuel		
Pole Vault	13-4.25	2005
Pole Vault	13-8.5	2003
Beyonka McDowell		
Pentathlon	4,076 pts.	2005

CONFERENCE INDOOR INDIVIDUAL CHAMPIONS

Sparkle McKnight		
4X400M	3:30.79	2015
4x400M	3:29.60	2013
Desiree Owen		
DMR	11:32.80	1998
Jamie Park		
5,000 Meters	16:49.25	1992
5,000 Meters	16:22.59	*1991
Jenny Petite		
DMR	11:27.97	2000
Trine Pilskog		
Mile	4:49.47	1995
Sally Ramsdale		
3,000 Meters	9:20.64	*1988
Tracy Robertson		
Mile	4:41.12	2000
DMR	11:32.80	1998
Sarah Schwald		
3,000 Meters	9:42.52	1995
Dominique Scott		
Mile	4:32.39	2015
3, 000 Meters	9:17.24	2015
5,000 Meters	16:00.73	2014
Erica Sigmont		
Mile	4:54.40	2005
Rebekka Simko		
DMR	11:19.85	2015
Penny Splichal		
3,000 Meters	9:21.56	2006
5,000 Meters	16:09.14	2006
Katie Stripling		
Pole Vault	13-6.5	2008
Tina Sutej		
Pole Vault	14-11	2012
Pole Vault	14-10.75	2011
Pole Vault	14-7.5	2010
Brianna Swinton		
DMR	11:19.85	2015
Melody Sye		
Mile	4:45.64	*1989
1,000 Yards	2:30.92	*1987
Lexi Weeks		
Pole Vault	4.48m/14-8.25	2016
Chrishuna Williams		
800 Meters	2:02.95	2015
4X400M	3:30.79	2015
4x400M	3:29.60	2013
Shelise Williams		
400 Meters	52.20	2011
4x400M	3:31.01	2011
400 Meters	53.21	2010
4x400M	3:34.61	2010
Christin Wurth		
3,000 Meters	9:23.36	2003
5,000 Meters	16:30.41	2003

* - indicates SWC Champion

Indoor Titles By Year

Year	Titles	Events
2016	3	400M, DMR, Pole Vault
2015	6	800M, Mile, 3K, 4X400M, DMR, Pole Vault
2014	3	800M, Mile, 5K
2013	2	400M, 4x400M
2012	5	Mile, 3K, PV, LJ, Pentathlon
2011	3	400M, 4x400M, Pole Vault
2010	3	400M, 4x400M, Pole Vault
2009	2	5K, Long Jump
2008	3	5K, Pole Vault, Pentathlon
2006	2	3K, 5K
2005	3	Mile, Pole Vault, Pentathlon
2004	1	200M
2003	3	3K, 5K, Pole Vault
2002	3	3K, 5K, Pentathlon
2001	4	Mile, 3K, 5K, DMR
2000	5	Mile, 3K, 5K, DMR, Weight
1999	3	Mile, 3K, 5K
1998	3	Mile, 3K, DMR
1997	1	5K
1996	1	5K
1995	3	Mile, 3K, 5K
1994	1	5K
1993	1	5K
1992	2	3K, 5K
1991	1	5K
1990	1	55M
1989	1	Mile
1988	1	3K
1987	1	1,000 Yards
1984	1	Two Mile
1983	1	Two Mile

Indoor Titles By Event

Event	Titles	Last
55M	1	1990
200M	1	2004
400M	4	2016
800M	2	2015
1000Y	1	1987
Mile	10	2015
3,000M	12	2015
Two Mile	2	1984
5,000M	15	2009
4x400M	4 (16)	2015
DMR	5 (20)	2016
Pole Vault	8	2016
Long Jump	2	2012
Weight	1	2000
Pentathlon	4	2012
Totals	73	

INDOOR TOP TIMES

60 Meters

1.	7.20	Veronica Campbell	2004	Lexington, Ky.
2.	7.23	Veronica Campbell	2004	Fayetteville, Ark.
3.	7.26	Kyla Shoemake	1998	Colorado Springs, Colo.
	7.26	Elisha Brewer	1998	Colorado Springs, Colo.
5.	7.27	Veronica Campbell	2004	Fayetteville. Ark.

200 Meters

1.	22.43	Veronica Campbell	2004	Fayetteville, Ark.
2.	22.51	Veronica Campbell	2004	Fayetteville, Ark.
3.	22.67	Veronica Campbell	2004	Lexington, Ky.
4.	**22.99**	**Taylor Ellis-Watson**	**2016**	**Fayetteville, Ark.**
4.	23.00	Regina George	2013	Fayetteville, Ark.
5.	23.03	Veronica Campbell	2004	Lexington, Ky.

400 Meters

1.	51.05	Regina George	2013	Fayetteville, Ark.
2.	**51.51**	**Taylor Ellis-Watson**	**2016**	**Birmingham, Ala.**
3.	51.67	Regina George	2013	Fayetteville, Ark.
4.	52.43	Shelise Williams	2010	Fayetteville, Ark.
5.	52.60	Jessica Cousins	2007	Lexington, Ky.

800 Meters

1.	2:01.96	Aneita Denton	2005	Fayetteville, Ark.
2.	2:02.95	Chrishuna Williams	2015	Lexington, Ky.
3.	2:03.21	Stephanie Brown	2014	College Station, Texas
4.	2:04.58	Nicole Teter	1992	Indianapolis, Ind.
5.	2:04.70	Aneita Denton	2005	Fayetteville, Ark.

Mile

1.	4:32.38	Dominique Scott	2015	Seattle, Wash.
2.	4:34.22	Grace Heymsfield	2014	Seattle, Wash.
3.	4:34.49	Kristen Gillespie	2012	Lexington, Ky.
4.	4:35.86	Stephanie Brown	2014	Seattle, Wash.
5.	**4:36.31**	**Therese Haiss**	**2015**	**Seattle, Wash.**

3,000 Meters

1.	8:52.57	Dominique Scott	2015	Seattle, Wash.
2.	9:10.62	Christine Kalmer	2007	New York, N.Y.
3.	9:11.21	Lilli Kleinmann	2000	Fayetteville, Ark.
4.	9:12.83	Lilli Kleinmann	2000	Fayetteville, Ark.
5.	9:13.62	Christine Kalmer	2008	Seattle, Wash.

5,000 Meters

1.	15:46.89	Amy Yoder Begley	2000	Fayetteville, Ark.
2.	15:50.88	Diane Robison	2015	Seattle, Wash.
3.	15:52.80	Deena Drossin	1993	Indianapolis, Ind.
4.	15:55.43	Lilli Kleinmann	2001	Fayetteville, Ark.
5.	16:00.73	Dominique Scott	2014	College Station, Texas

60-Meter Hurdles

1.	**8.09**	**Payton Stumbaugh**	**2016**	**Birmingham, Ala.**
2.	8.13	Ivanique Kemp	2012	Fayetteville, Ark.
3.	8.16	Kyla Shoemake	1998	Colorado Springs, Colo.
4.	**8.17**	**Taliyah Brooks**	**2016**	**Birmingham, Ala.**
	8.17	Kasia Williams	2005	Fayetteville, Ark.

4x400-Meter Relay

1.	3:29.60	Williams, McKnight, Flowers, George	2013	Fayetteville, Ark.
2.	**3:29.65**	**Dobbins, Harper, Swinton, Ellis-Watson**	**2016**	**Birmingham, Ala.**
3.	3:30.08	Jones, Williams, Flowers, George	2011	College Station, Texas
4.	3:30.35	Flowers, McKnight, Borge, George	2013	Fayetteville, Ark.
5.	**3:30.63**	**Stumbaugh, Harper, Swinton, Ellis-Watson**	**2016**	**Fayetteville, Ark.**

Distance Medley Relay

1.	10:51.89	Kamilos, McKnight, Haiss, Scott	2015	Fayetteville, Ark.
2.	10:57.15	Heymsfield, Williams, Brown, Scott	2014	New York, N.Y.
3.	**10:59.22**	**Hiltz, Harper, Haiss, Kamilos**	**2016**	**Birmingham, Ala.**
4.	11:00.23	Wood, Flowers, Borge, Heymsfield	2013	Fayetteville, Ark.
5.	11:01.01	Gillespie, Flowers, Learch, Brown	2012	New York, N.Y.

High Jump

1.	6-2.25	Makeba Alcide	2013	Fayetteville, Ark.
2.	6-2	Makeba Alcide	2013	Fayetteville, Ark.
3.	**6-0**	**Taliyah Brooks**	**2016**	**Birmingham, Ala.**
4.	5-11.25	Jessica Johnson	2003	Gainesville, Fla.
	5-11.25	**Kelsey Herman**	**2016**	**Fayetteville, Ark.**
5.	5-10	Jennifer McDonald	1989	Fayetteville, Ark.

Pole Vault

1.	15-3.5	Sandi Morris	2015	Fayetteville, Ark.
2.	**15-2.25**	**Lexi Weeks**	**2016**	**Birmingham, Ala.**
3.	14-11	Tina Sutej	2012	Lexington, Ky.
4.	**14-6**	**Tori Weeks**	**2017**	**Fayetteville, Ark.**
5.	14-4	Tara Diebold	2012	Lexington, Ky.

Long Jump

1.	**21-1.50**	**Taliyah Brooks**	**2017**	**Fayetteville, Ark.**
2.	20-11.25	Angel Heath	2003	Gainesville, Fla.
3.	20-10.5	Peter-Gaye Beckford	2008	New York, N.Y.
4.	20-9	Angel Heath	2002	Ames, Iowa
5.	20-8	Angel Heath	2002	Fayetteville, Ark.

Triple Jump

1.	44-4	Gi-Gi Miller	2001	Fayetteville, Ark.
2.	43-11.75	Tamara Myers	2015	Fayetteville, Ark.
3.	43-10	Tamara Myers	2013	Fayetteville, Ark.
4.	42-6	Cynthia Moore	1990	Indianapolis, Ind.
5.	42-4.25	Angel Heath	2003	Gainesville, Fla.

Shot Put

1.	51-9.25	Amber Crumbo	2000	Manhattan, Kan.
2.	50-10.25	Marie LeJour	2001	Fayetteville, Ark.
3.	50-9.25	Amber Crumbo	2000	Norman, Okla.
4.	50-4.5	Jessica Sommerfeld	2002	Joplin, Mo.
5.	**48-5.25**	**Micah Dennis**	**2015**	**Lexington, Ky.**

Weight Throw

1.	68-6.5	Brandy Blackwood	2005	Fayetteville, Ark.
2.	67-4.75	Brandy Blackwood	2005	Fayetteville, Ark.
3.	66-2.5	Brandy Blackwood	2005	Fayetteville, Ark.
4.	65-11	Brandy Blackwood	2005	New York, N.Y.
5.	64-2.5	Marie LeJour	2002	Fayetteville, Ark.

Pentathlon

1.	4569	Makeba Alcide	2013	Fayetteville, Ark.
2.	**4457**	**Taliyah Brooks**	**2016**	**Fayetteville, Ark.**
3.	4430	Alex Gochenour	2015	Fayetteville, Ark.
4.	**4371**	**Payton Stumbaugh**	**2016**	**Birmingham, Ala.**
5.	**4218**	**Leigha Brown**	**2016**	**Birmingham, Ala.**

Pentathlon Event Records

60-Meter Hurdles				
	8.10	**Payton Stumbaugh**	**2016**	**Birmingham, Ala.**
High Jump				
	6-2.5	Makeba Alcide	2013	Gainesville, Fla.
Shot Put				
	45-8	Beyonka McDowell	2005	Fayetteville, Ark.
Long Jump				
	20-10	**Taliyah Brooks**	**2016**	**Fayetteville, Ark.**
800 Meters				
	2:13.87	**Leigha Brown**	**2016**	**Birmingham, Ala.**

Bold - current student-athlete

ARKANSAS RAZORBACK WOMEN'S TRACK & FIELD
2017 Indoor Performance Lists – By Event

b – best, p – prelim, s – semifinal, f – final, o – open
M – multi, % – UA record, ! – NCAA record

60 METERS

ATHLETE	MEET	MARK	PLACE
Jada Baylark	Arkansas Invitational (1/13/17)	7.48	1st
Kiara Parker	Arkansas Invitational (1/13/17)	7.59	2nd
Kelsey Herman	Arkansas Invitational (1/13/17)	7.77	7th
Tamara Kuykendall	Arkansas Invitational (1/13/17)	7.78	8th

200 METERS

ATHLETE	MEET	MARK	PLACE
Kiara Parker	Arkansas Invitational (1/13/17)	24.41	1st
Daina Harper	Arkansas Invitational (1/13/17)	24.51	2nd
Taliyah Brooks	Arkansas Invitational (1/13/17)	24.61	3rd

400 METERS

ATHLETE	MEET	MARK	PLACE
Brianna Swinton	Arkansas Invitational (1/13/17)	54.57	2nd
Ceara Watson	Arkansas Invitational (1/13/17)	56.18	4th
Sydney Hammitt	Arkansas Invitational (1/13/17)	58.72	10th

600 METERS

ATHLETE	MEET	MARK	PLACE
Madison Cooley	Arkansas Invitational (1/13/17)	1:38.54	4th
Emily Jeacock	Arkansas Invitational (1/13/17)	1:38.84	5th

800 METERS

ATHLETE	MEET	MARK	PLACE
Alexandra Byrnes	Arkansas Invitational (1/13/17)	2:12.61	1st
Autumn Sehy	Arkansas Invitational (1/13/17)	2:32.96	5th

1,000 METERS

ATHLETE	MEET	MARK	PLACE
Carina Viljoen	Arkansas Invitational (1/13/17)	2:54.99	1st

MILE

ATHLETE	MEET	MARK	PLACE
Nikki Hiltz	Arkansas Invitational (1/13/17)	4:36.45	1st
Therese Haiss	Arkansas Invitational (1/13/17)	4:37.27	2nd
Maddy Reed	Arkansas Invitational (1/13/17)	4:50.85	4th
Sydney Brown	Arkansas Invitational (1/13/17)	4:52.11	5th
Valerie Reina	Arkansas Invitational (1/13/17)	4:53.21	6th
Micah Huckabee	Arkansas Invitational (1/13/17)	5:10.15	12th
Grace Taylor	Arkansas Invitational (1/13/17)	5:12.60	14th
Samantha Mohler	Arkansas Invitational (1/13/17)	5:24.19	19th
Kristen Larkan	Arkansas Invitational (1/13/17)	5:31.34	20th
Abby Tedford	Arkansas Invitational (1/13/17)	5:42.17	21st

3,000 METERS

ATHLETE	MEET	MARK	PLACE

5,000 METERS

ATHLETE	MEET	MARK	PLACE

60 METER HURDLES

ATHLETE	MEET	MARK	PLACE
Kelsey Herman	Arkansas Invitational (1/13/17)	8.61	4th
Leigha Brown	Arkansas Invitational (1/13/17)	8.71	5th
Jada Baylark	Arkansas Invitational (1/13/17)	8.72	6th

4X400M RELAY

ATHLETE	MEET	MARK	PLACE
Swinton, Parker, Watson, Brown	Arkansas Invitational (1/13/17)	3:43.17	1st

DISTANCE MEDLEY RELAY

ATHLETE	MEET	MARK	PLACE

HIGH JUMP

ATHLETE	MEET	MARK	PLACE
Leigha Brown	Arkansas Invitational (1/13/17)	5–8.50	2nd
Kelsey Herman	Arkansas Invitational (1/13/17)	5–6.50	3rd
Carmen Sitz	Arkansas Invitational (1/13/17)	5–4.50	4th

POLE VAULT

ATHLETE	MEET	MARK	PLACE
Tori Weeks	Arkansas Invitational (1/13/17)	14–6	1st
Lexi Weeks	Arkansas Invitational (1/13/17)	14–0	2nd
Desiree Freier	Arkansas Invitational (1/13/17)	13–8.25	3rd
Rylee Robinson	Arkansas Invitational (1/13/17)	12–0.50	9th
Madeline Telford	Arkansas Invitational (1/13/17)	11–4.50	14th
Stephanie Diettinger	Arkansas Invitational (1/13/17)	10–0.75	17th

LONG JUMP

ATHLETE	MEET	MARK	PLACE
Taliyah Brooks	Arkansas Invitational (1/13/17)	21–1.50%	1st

TRIPLE JUMP

ATHLETE	MEET	MARK	PLACE

SHOT PUT

ATHLETE	MEET	MARK	PLACE

WEIGHT THROW

ATHLETE	MEET	MARK	PLACE

PENTATHLON

ATHLETE	MEET	POINTS	PLACE

USTFCCCA Regional Rankings (South Central Region)

USTFCCCA National Rankings
Jan. 9 (Preseason) – 2nd