ARKANSAS RAZORBACKS

2025-26 SCHEDULE / RESULTS

			ARK Rank	OPP Rank					
NOVEMBER									all times CT
3	Fri	14/15	-/-	SOUTHERN	SEC Network	W	109	77
8	Sat	14/15	22/21	at Michigan State	FOX	L	66	69
11	Tues	21/21	-/-	CENTRAL ARKANSAS	SECN+	W	93	56
14	Fri	21/21	-/-	SAMFORD	SECN+	W	79	75
18	Tues	21/22	-/-	WINTHROP	SECN+	W	84	83
21	Fri	21/22	-/-	JACKSON STATE	SECN+	W	115	61
CBS THANKSGIVING CLASSIC • Chicago (United Center)								
27	Thurs	22/21	4/4	vs Duke	CBS	L	71	80
DECEMBER								all times CT
ESPN ACC/SEC CHALLENGE								
3	Wed	25/23	6/6	LOUISVILLE	ESPN	W	89	80
at NORTH LITTLE ROCK (Simmons Bank Arena)								
6	Sat	25/23	-/-	vs Fresno State	SECN+	W	82	58
REVOCRUIT REMATCH • Dallas (American Airlines Center)								
13	Sat	17/17	16/16	vs Texas Tech	ESPN2	W	93	86
16	Tues	14/14	-/-	QUEENS	SEC Network	W	108	80
NEVER FORGET TRIBUTE CLASSIC • Newark (Prudential Center)								
20	Sat	14/14	8/8	vs Houston	CBS	L	71	80
29	Mon	18/18	-/-	JAMES MADISON	SECN+	W	103	74
JANUARY								all times CT
3	Sat	18/18	19/20	TENNESSEE *	ESPN2	W	86	75
7	Wed	15/15	-/-	at Ole Miss *	SEC Network	W	94	87
10	Sat	15/15	rv/-	at Auburn *	ESPN		5:00 pm	
14	Wed			SOUTH CAROLINA *	SEC Network		8:00 pm	
17	Sat			at Georgia *	ESPN/2/U		3:00 pm	
20	Tues			VANDERBILT *	ESPN/2/U		8:00 pm	
24	Sat			LSU *	SEC Network		7:30 pm	
27	Tues			at Oklahoma *	ESPN/2		6:00 pm	
31	Sat			KENTUCKY *	ESPN		5:30 pm	
FEBRUARY								all times CT
7	Sat			at Mississippi State *	ESPN/2		11:00 am	
10	Tues			at LSU *	SEC Network		8:00 pm	
14	Sat			AUBURN *	ESPN/2		7:30 pm	
18	Wed			at Alabama *	ESPN/2/U		6:00 pm	
21	Sat			MISSOURI *	ESPN/2		3 or 3:30 pm	
25	Wed			TEXAS A&M *	ESPN/2/U		8:00 pm	
28	Sat			at Florida *	ESPN/2		7:30 pm	
MARCH								all times CT
4	Wed			TEXAS *	ESPN/2/U		6:00 pm	
7	Sat			at Missouri *	ESPN/2/U		11:00 am	
SEC TOURNAMENT • Nashville (Bridgestone Arena)								
11-15				SEC TOURNAMENT				
NCAA 1st & 2nd ROUNDS								
19 & 21				Buffalo, N.Y. • Greenville, S.C. • Oklahoma City, Okla. • Portland, Ore.				
20 & 22				Tampa, Fla. • Philadelphia, Pa. • San Diego, Calif. • St. Louis, Mo.				
NCAA REGIONALS								
26 & 28				SOUTH: Houston, Texas • WEST: San Jose, Calif.				
27 & 29				EAST: Washington, D.C. • MIDWEST: Chicago, Ill.				
APRIL								all times CT
NCAA FINAL FOUR • Indianapolis (Lucas Oil Stadium)								
4	Sat			NCAA FINAL FOUR				
6	Mon			NCAA CHAMPIONSHIP				

Home Games in **CAPS** || * - SEC Games

Arkansas Media Guide

arkansasrazorbacks.com | @RazorbackMBB @CoachCalArk | @RazorbackMBB @coachcalark | RazorbackMBB | LIVE STATS

GAME 16

ARKANSAS RAZORBACKS AT AUBURN TIGERS

Jan. 10, 2026 • Saturday • 5 pm (CT)
Auburn, Ala. • Neville Arena (9,121)

#15/15 ARKANSAS RAZORBACKS
OVERALL 12-3
SEC 2-0
John Calipari (Clarion '82)
at UA: 34-17 (2nd yr)
vs. Auburn: 12-6
Collegiate: 889-280 (34th yr)

#RV/- AUBURN TIGERS
OVERALL 9-6
SEC 0-2
Steven Pearl (Tennessee '10)
at AU: 10-6 (1st yr)
Career: Same

TV: ESPN
Tom Hart (PxP)
Dane Bradshaw (Analyst)
STREAM LINK

RADIO: Learfield Razorback Sports Network
Chuck Barrett (PxP)
Matt Zimmerman (Analyst)
Arkansas Gameday App | Radio Affiliates

SATELLITE RADIO:
Sirius: 113 || XM: 192
SXM App/Online Channel 962

Versus Auburn

- This will be the 62nd meeting between Arkansas and Auburn. All but one (a meeting in the 1967-68 season in Oklahoma City) have come since Arkansas joined the SEC.
- The Razorbacks own a 38-23 advantage in the series but the Tigers lead 16-13 in games played in Auburn.
- Auburn, ranked #1 at the time, won the only meeting between the programs last season, 67-60, in Auburn.
- The two team will meet again this season, Feb. 14, in Fayetteville.

Cal 11 Wins From 900

- With Arkansas' win over Samford on Nov. 11, Razorback head coach John Calipari recorded his 880th career win as an NCAA Division I coach, passing Dean Smith for sixth all-time.
- Coach Cal now has 889 on-court wins and is 11 shy of reaching 900 wins as head coach of an NCAA Division I program.

^ Currently, only four coaches have at least 900 on-court wins as head coach while at NCAA Division I programs: **Mike Krzyzewski (1,202); Jim Boeheim (1,116); Roy Williams (903) and Bob Knight (902)**. *(Note: Bob Huggins, Jim Calhoun and Cliff Ellis reached at least 900 career wins, but not all came as head coach at DI programs.)*

^ St. John's Rick Pitino (896 wins) and Coach Cal (889) are on pace to reach the 900-win milestone this season.

On a Heater

- Darius Acuff Jr. has been on an absolute heater the last nine games.

^ Dick Vitale's Diaper Dandy of the Week twice (12/5 and 1/5)
^ SEC FRESHMAN OF THE WEEK FOUR STRAIGHT WEEKS
*- 5th SEC player to accomplish the feat ... Other 4 were also coached by John Calipari with **John Wall** (2009-10), **Nerlens Noel** (2012-13), **Devin Booker** (2014-15) and **TyTy Washington** (2021-22)*
^ Added Naismith National Player of the Week (1/5)
NCAA March Madness National Freshman of the Week (1/5)

• ACUFF last 9 gms	**21.9 ppg**	**• 42.9% 3PT**	**• 7.4 apg**	**• 3.4 A/TO**
Duke	21 pts	4-8 3PT	5 assists	1 TO
Louisville	17 pts	0-4 3PT	10 assists	4 TO
Fresno St	17 pts	3-6 3PT	8 assists	1 TO
TX Tech	20 pts	2-5 3PT	8 assists	2 TO
Queens	23 pts	4-6 3PT	10 assists	0 TO
Houston	27 pts	1-3 3PT	7 assists	4 TO
James Madison	17 pts	3-6 3PT	6 assists	1 TO
Tennessee	29 pts	3-7 3PT	4 assists	4 TO
at Ole Miss	26 pts	1-4 3PT	9 assists	3 TO
Totals	**197 pts**	**21-49 3PT**	**67 assists**	**20 TO**

Thomas Matches Acuff Excellence

- Meleek Thomas matched Darius Acuff's excellence last week in the wins over James Madison ands #19 Tennessee.

ACUFF	**23.0 ppg (46 total)**	57.1% FG (16-28)	45.2% 3PT (6-13)	8-9 FT
THOMAS	**23.0 ppg (46 total)**	48.3% FG (14-29)	**64.3% 3PT** (9-14)	9-10 FT

- **JMU**, Thomas led the team with **a season-high 28 points** while making a season-high six 3-pointers ... During a 19-2 run in the first half, Thomas scored 14 with three 3-pointers and finished with 18 first-half points ... Was **a team-best +35** in 26:56 played.
- **TENNESSEE:** According to Coach Cal, kept Arkansas in the game in the first half with 12 points (5-of-7 FG • 2-of-2 3PT) ... Finished with **18 points while tying a career-high with three steals** ... **Was a team-best +21** in the 11-point win, playing 30:26.

VS AUBURN:

	ALL	SEC
OVERALL ... (ARK-OPP)	38-23	38-22
Home: ..... (ARK-OPP)	23-6	23-6
Away: ..... (ARK-OPP)	13-16	13-16
Neutral: .. (ARK-OPP)	2-1	2-0

MOST RECENT MEETINGS:

02/25/2017		W	79-68	A
01/06/2018	22/-	L	88-77	A
02/27/2018	-/14	W	91-82	H
02/20/2019		L	79-56	A
02/04/2020	-/11	L	79-76 (OT)	H
12/30/2020		W	97-85	A
01/20/2021		W	75-73	H
02/08/2022	-/1	W	80-76 (OT)	H
01/07/2023	13/22	L	72-59	A
03/09/2023		W	76-73	N (Nashville)
01/06/2024	-/25	L	83-51	H
02/19/2025	-/1	L	67-60	A

'25-26 NCAA STAT COMPARISON

(BOLD = Leads Conf)

90.5	16th	Scoring Off.	87.0	31st
75.7	241st	Scoring Def.	79.5	314th
+14.8	34th	Scoring Margin	+7.5	138th
.489	45th	FG%	.470	100th
.429	150th	FG% Def.	.453	276th
.392	12th	3PT%	.34	175th
9.5	74th	3PT Made/Gm	8.5	138th
.309	82nd	3PT% Def.	.453	276th
28.6	23rd	FTA/Gm	28.2	6th
.754	66th	FT%	.726	157th
20.1	13th	FT Made/Gm	20.5	6th
37.8	116th	Reb./Gm	38.9	80th
11.6	168th	Off. Rebs	14.73	7th
26.2	117th	Def. Rebs	24.2	236th
+3.5	15th	Reb. Margin	+5.9	68th
1.76	15th	A/TO Ratio	1.28	136th
17.5	47th	Assists/Gm	14.3	193rd
+2.1	84th	TO Margin	+1.4	127th
12.1	215th	TO Forced	12.5	177th
9.9	28th	TO/Gm	11.1	97th
7.9	106th	Steals/Gm	7.8	112th
34.9	22nd	Bench Pts/Gm	25.1	156th
4.8	38th	Blocks/Gm	4.7	44th
.565	40th	Effective FG%	.539	106th
20.9	3rd	Fastbreak Pts	13.5	89th
16.1	69th	Fouls/Gm	16.7	102nd

CALIPARI COUNTDOWN TO 900 ON-COURT DI WINS 0 0 1 1

1994 NCAA CHAMPION | **4** NAISMITH HALL OF FAMERS | **6** FINAL FOURS | **11** ELITE EIGHTS | **15** SWEET SIXTEENS | **31** CONF TITLES | **33** ALL AMERICANS | **37** NCAA BERTHS | **49** NBA DRAFT PICKS | **1995 NCAA RUNNER-UP**

MBB SID: Mike Cawood • EMAIL: tmcawood@uark.edu • CELL: 479-236-2090 • SID OFFICE: 350 North Razorback Road | Fayetteville, AR 72701 • BUD WALTON ARENA: 1720 Nolan Richardson Drive | Fayetteville, AR 72701

THE RAZORBACKS

No.	Name	Pronunciation	Pos.	Yr.	Ht.	Wt.	Hometown	High School / Previous School / Team	Wing Span	Standing Reach	Max Vertical
0	Jaden Karuletwa	Car-Rue-leh-Twah	G	So.	6-4	195	Sun Valley, Calif.	Village Christian HS	6-3	8-3	32
1	Meleek Thomas		G	Fr.	6-5	185	Pittsburgh, Pa.	Overtime Elite (Ga.) – City Reapers	6-6	8-4	39
2	Amere Brown	Uh-Meer	G	Fr.	5-9	180	Pittsburgh, Pa.	Woodland Hills HS	6-0	7-7	29
5	Darius Acuff Jr.		G	Fr.	6-3	190	Detroit, Mich.	IMG Academy (Fla.)	6-5.5	8-2	39.5
7	Trevon Brazile	Trev-In "Brazil"	F	Sr.	6-10	230	Springfield, Mo.	Kickapoo HS / Missouri	7-4	9-2	41
11	Karter Knox		W	So.	6-6	220	Tampa, Fla.	Overtime Elite (Ga.) – RWE	6-10	8-10	38
12	Malique Ewin	You-in	F	Sr.	6-10	240	Lawrenceville, Ga.	Berkmar HS / Florida State	7-2	9-2	35.5
14	Ayden Kelley		G	So.	5-10	170	Memphis, Tenn.	Northpoint Christian (Miss.) School	6-1.5	7-7	33
15	Elmir Džafić	El-Meer JAWF-ich	C	Fr.	7-0	285	Tuzla, Bosnia-Herzegovina	KK Bosna Sarajevo	7-2	9-2	26.5
21	D.J. Wagner		G	Jr.	6-4	190	Camden, N.J.	Camden HS / Kentucky	6-5.5	8-3	37
23	Nick Pringle		F	Gr. Sr.	6-10	230	Seabrook, S.C.	Whale Branch HS / South Carolina	6-11	9-0.5	33
24	Billy Richmond III		W	So.	6-6	205	Memphis, Tenn.	Camden (N.J.) HS	6-9	8-8.5	42
30	Isaiah Sealy		W	Fr.	6-7	195	Springdale, Ark.	Springdale HS	6-8	8-6.5	39
35	Karim Rtail	Kuh-Reem Ruh-Tail	W	Fr.	6-7	205	Beirut, Lebanon	Neptūnas-Akvaservis	6-9.5	8-9.75	31.75
99	Paulo Semedo	suh-MAY-dough	F	Fr.	7-1	225	Luanda, Angola	West Oaks (Orlando, Fla.) Academy	7-6	9-4	31.5

Head Coach: John Calipari (Clarion, 1982)
Associate Head Coach: Kenny Payne (Louisville, 2003)
Associate Head Coach: Chin Coleman (Lamar, 1997)
Assistant Coach/Recruiting Coordinator: Chuck Martin (Monmouth, 1993)
Assistant Coach/Dir. of On-Court Player Development: Brad Calipari (Kentucky, 2019)
Special Assistant to the Head Coach: Bruiser Flint (Saint Joseph's, 1987)
Basketball Assistant: Tyler Ulis

General Manager: Chris Woolard (UCLA, 1997)
Director of Operations: Riley Hall (Arkansas, 2016)
Dir. of Student-Athlete Devel./Mid-South Recruiting: Ronnie Brewer (Arkansas, 2015)
Video Coordinator: Kevin Butty (San Diego State, 2020)
Chief of Staff: Lunetha Pryor
Head Athletic Trainer: Matt Townsend (Idaho, 2017)
Head Strength Coach: Dave Richardson (Louisiana-Monroe, 1989)

Graduate Assistants: Dorian Aluyi (Ferris State '22) • Timajh Parker-Rivera (Towson '16) • Xavier Pina (Florida Gulf Coast '25) • Ray Surratt (Kentucky '24)

Jaden KARULETWA
Communications

Meleek THOMAS
Communications

Amere BROWN
Communications

Darius ACUFF Jr.
Communications

Trevon BRAZILE
Communications

John CALIPARI
Head Coach

Kenny PAYNE
Associate Head Coach

Karter KNOX
Communications

Malique EWIN
Sociology

Ayden KELLEY
Business

Elmir DŽAFIĆ
Education

D.J. WAGNER
Communications

Chin COLEMAN
Associate Head Coach

Chuck MARTIN
Assistant Coach/
Recruiting Coordinator

Nick PRINGLE
Alabama '24 (Comm Studies)
• 2nd degree Arts & Sciences

Billy RICHMOND III
Communications

Isaiah SEALY
Communications

Karim RTAIL
Recreation & Sport
Management

Paulo SEMEDO
Business

Brad CALIPARI
Asst. Coach / Director of On-
Court Player Development

Bruiser FLINT
Special Assistant to
the Head Coach

Tyler ULIS
Basketball Assistant

Chris WOOLARD
General Manager

Riley HALL
Director of Operations

Ronnie BREWER
Dir. of Student-Athlete Development
& Mid-South Recruiting

Kevin BUTTY
Video Coordinator

Dave RICHARDSON
Head Strength & Condition-
ing Coach

Matt TOWNSEND
Head Athletic Trainer

ESPN'S 10 COLLEGE BASKETBALL TEAMS WITH THE MOST NBA PROSPECTS

1. Duke — Cameron Boozer (No. 3), Dame Sarr (No. 10), Isaiah Evans (No. 20), Patrick Ngongba (No. 27), Nikolas Khamenia (No. 34). Others Cayden Boozer, Sebastian Wilkins
2. Houston — Chris Cenac Jr. (No. 7), Joseph Tugler (No. 23), Kingston Flemings (No. 37), Isiah Harwell (No. 45). Others: Milos Uzan (No. 55), Emanuel Sharp (No. 89)
3. Arizona — Koa Peat (No. 8), Dwayne Aristode (No. 32), Brayden Burries (No. 41), Motiejus Krivas (No. 49). Others: Ivan Kharchenkov (No. 52), Jaden Bradley (No. 100), Sidi Gueye
4. UConn — Braylon Mullins (No. 12), Alex Karaban (No. 40)Others: Eric Reibe (No. 53), Solo Ball (No. 59), Others: Tarris Reed Jr., Jaylin Stewart, Silas Demary Jr.
5. **ARKANSAS — DARIUS ACUFF JR. (NO. 16), MELEEK THOMAS (NO. 26), KARTER KNOX (NO. 38). OTHERS: TREVON BRAZILE, D.J. WAGNER, BILLY RICHMOND III, MALIQUE EWIN**
6. Florida 7. Kentucky 8. Michigan 9. Illinois 10. BYU

ESPN: RANKING MEN'S BASKETBALL TOP 10 FRESHMAN OF THE YEAR CONTENDERS

1. A.J. Dybantsa - SF, BYU
2. Cameron Boozer, PF, Duke
3. Caleb Wilson, PF, North Carolina
4. Mikel Brown Jr., PG, Louisville
5. Koa Peat, PF, Arizona
6. Kingston Flemings, PG, Houston
7. Neoklis Avdalas, PG, Virginia Tech
8. Nate Ament, SF, Tennessee
9. David Mirkovic, F, Illinois
10. **DARIUS ACUFF JR. AND MELEEK THOMAS, G, ARKANSAS**

"We thought the two Arkansas stars were both good enough to crack this list. **They're a package deal and have staked their claim as one of America's best duos in just a handful of games**. Together, they're averaging 35.2 points, 8.5 assists and 7.7 rebounds. Acuff has made 43.8% of his shots from beyond the arc Thomas is leading the team at 18.3 ppg while averaging 5.2 rebounds and 4.2 assists. **John Calipari has a couple of elite freshmen in his backcourt.**"
– ESPN's Myron Medcalf

An Elite Schedule

- Arkansas made history as the first team (on record) to schedule all the teams that advanced to the NCAA Elite 8 the previous year, four SEC opponents and four non-conference opponents.
- **The Razorbacks will face the Final Four teams**
  Houston (in Newark — Duke (in Chicago)
  Florida (in Gainesville) — Auburn (a home-and-home series)
- **The Razorbacks will face the other Elite 8 teams**
  Tennessee (in Fayetteville) — Alabama (in Fayetteville)
  Texas Tech (in Dallas) — Michigan State (in East Lansing)

Arkansas Offense is Pretty Good

- Arkansas has played six schools that rank among the NCAA 100 in scoring defense.

TEAM	Opp Season Scoring Def Prior to ARK	Ark Offense	Opp Current Season Scoring Def	NCAA Rank
- Houston	57.7	85 • **+27** (L)	60.3	3rd
- Michigan State	69.0	66 • **-3** (L)	64.4	16th
- Tennessee	63.7	86 • **+22** (W)	65.8	25th
- Duke	57.0	71 • **+14** (L)	66.0	33rd
- Ole Miss	67.9	94 • **+26** (W)	69.6	93rd
- Louisville	63.0	89 • **+26** (W)	70.1	99th

- Arkansas also scored 93 points **(+20)** in a win over Texas Tech. The Raiders are allowing 73.3 points per game.

Arkansas Starts 2-0 in SEC Despite Failing in Top Strength

- Entering SEC Play, Arkansas ranked 2nd in the NCAA in fastbtreak points at 22.2
  ^ The Hogs out-scored non-conference opponents by 175 points (14.6 per game) in fastbreak points
  ^ The Hogs out-scored 10 of its 12 non-conference opponents in fastbreak points and tied two.
- HOWEVER,
  ^ Versus Tennessee, the Vols had 24 fastbreak points compared to 18 for Arkansas.
  ^ At Ole Miss, the Rebels had 9 fastbreak points compared to 8 for Arkansas.
- **ALL THAT BEING SAID...**
  ^ Arkansas scored 86 points versus a Tennessee team that was only allowing 63.7 points (+22)
  ^ Arkansas scored 94 points an Ole Miss team that was only allowing 67.9 point (+26)

These are the (Fast) Breaks; 3rd in the NCAA

- **Despite the note above, Arkansas is still averaging 20.93 fastbreak points, which ranks 3rd-best in the NCAA.**
- The Hogs have had 30-plus fastbreak points four times this season.
  ^ 32 vs Southern ^ 30 vs Central Arkansas ^ 34 vs Jackson State ^ 31 vs James Madison
- **ON THE DEFENSIVE END, ARKANSAS IS ONLY ALLOWING 9.86 FASTBREAK POINTS PER GAME (148 TOTAL).**
  ^ Arkansas out-scoring opponents by 11.07 fastbreak points on average.

Shooting the 3 ... Improves to 12th in NCAA in 3PT%; STAYS 1ST IN THE SEC

- Despite its second-worst performance from 3-point range this season versus Tennessee (7-of-23; 30.4%), Arkansas improved two spots to 13th in the NCAA – staying 1st in the SEC. Then, Arkansas shot 41.7% (10-of-24) from deep at Ole Miss and **jumped one spot to 12th in the NCAA – staying first in the SEC – at 39.2% (1142-362)**.
- **OVER THE LAST SEVEN GAMES Arkansas is 43.6% from deep (75-of-172).**
  ^ its percent jumped from 35.3% to 39.2%
  ^ its NCAA ranking improved from 121st to 12th
- **Also, D.J. Wagner 8-of-16 (50%) from deep the last 5 games.**
  ^ Wagner was just 11-of-36 (30.6%) from deep the first 10 games.

2-Point Shooting is On Pace for UA Record .... AGAIN

- Arkansas is shooting 48.9% (457-of-935) from the field overall – a respectable 45th in the NCAA – but is an impressive 55.07% (315-of-573) inside the arc.
  ^ Arkansas is on pace to break its own school record by making 54.1% of its 2-point attempts, which was set last season.
  1. 55.0% - 2025-26
  2. 54.1% - 2024-25
  3. 53.8% - 1993-94

NBA OPENING DAY ROSTERS

- The Razorbacks have nine players on 2025-26 NBA opening day rosters.
- The last two years, Arkansas had 11 #ProHogs on NBA rosters to mark the most Razorbacks in the NBA in the same season. The previous best was nine players in the 1992-93 season and 1995-96 season.
- Arkansas is one of 10 NCAA programs to have at least nine players on NBA opening day rosters. Arkansas is also second among SEC programs.
- Razorback head coach John Calipari has an NBA-best 26 players on NBA opening day rosters.

RAZORBACKS ON OPENING DAY ROSTERS (9)
#0 Anthony Black, Orlando Magic
#21 Daniel Gafford, Dallas Mavericks
#11 Isaiah Joe, Oklahoma City Thunder
#4 Moses Moody, Golden State Warriors
#9 Bobby Portis, Milwaukee Bucks
#3 Nick Smith Jr., Los Angeles Lakers
#1 Adou Thiero, Los Angeles Lakers
#27 Jordan Walsh, Boston Celtics
#6 Jaylin Williams, Oklahoma City Thunder

CALIPARI PLAYERS ON OPENING DAY ROSTERS (26)
#13 Bam Adebayo, C/F, Miami Heat
#1 Devin Booker, G, Phoenix Suns
#3 Anthony Davis, F/C, Dallas Mavericks
#4 Rob Dillingham, G, Minnesota Timberwolves
#11 Justin Edwards, SF, Philadelphia 76ers
#4 De'Aaron Fox, G, San Antonio Spurs
#2 Shai Gilgeous-Alexander, G, Oklahoma City Thunder
#14 Tyler Herro, G, Miami Heat
#22 Isaiah Jackson, F, Indiana Pacers
#3 Keldon Johnson, F/G, San Antonio Spurs
#0 Tyrese Maxey, PG, Philadelphia 76ers
#0 Malik Monk, G, Sacramento Kings
#27 Jamal Murray, G, Denver Nuggets
#5 Immanuel Quickley, G, Toronto Raptors
#30 Julius Randle, F/C, Minnesota Timberwolves
#12 Antonio Reeves, G, New Orleans Pelicans
#2 Nick Richards, C, Phoenix Suns
#17 Shaedon Sharpe, G, Portland Trail Blazers
#15 Reed Sheppard, G, Houston Rockets
#1 Adou Thiero, Los Angeles Lakers
#00 Jacob Toppin, F, Atlanta Hawks
#32 Karl-Anthony Towns, C/F, New York Knicks
#34 Oscar Tshiebwe, F/C, Utah Jazz
#2 Jarred Vanderbilt, F, Los Angeles Lakers
#22 Cason Wallace, G, Oklahoma City Thunder
#25 PJ Washington, F, Dallas Mavericks

MOST NBA PLAYERS ON OPENING DAY ROSTER (including 2-way)

1	Kentucky	27
2	Duke	24
3	UCLA	14
4	Arizona	14
5	Kansas	11
	Gonzaga	11
	Michigan	11
8	USC	10
9	**Arkansas**	**9**
	Baylor	9

CALIPARI vs SEC SCHOOLS

1	Kentucky	27
	(COACH CAL	**26)**
2	**Arkansas**	**9**
3	Alabama	8
	Florida	8
5	Auburn	7
6	Texas	6
	Tennessee	6
	LSU	6
9	Vanderbilt	5
	Missouri	5
11	Georgia	4
	Oklahoma	4
	Texas A&M	4
14	South Carolina	3
15	Mississippi State	1
16	Ole Miss	0

PLAYER MISCELLANEOUS STATS

** - Indicates played in some games but redshirted that season*

LED HIS TEAM IN SCORING *(INCLUDES TIES)*

Player	21-22	22-23	23-24	24-25	25-26	Career
Acuff Jr.	-	-	-	-	8	8
Brazile	0	2 *	0	1	4	7
Ewin	-	0	-	6	1	7
Knox	-	-	-	3	0	3
Pringle	1	1	0	1	0	3
Richmond III	-	-	-	1	0	1
Thomas	-	-	-	-	3	3
Wagner	-	-	2	2	0	4

LED HIS TEAM IN REBOUNDING *(INCLUDES TIES)*

Player	21-22	22-23	23-24	24-25	25-26	Career
Brazile	7	5 *	12	9	6	39
Ewin	-	0	-	17	3	20
Knox	-	-	-	1	4	5
Pringle	1	2	8	11	3	27
Richmond III	-	-	-	4	1	5
Thomas	-	-	-	-	1	1
Wagner	-	-	2	0	0	2

LED HIS TEAM IN ASSISTS *(INCLUDES TIES)*

Player	21-22	22-23	23-24	24-25	25-26	Career
Acuff Jr.	-	-	-	-	12	12
Ewin	-	0	-	2	0	2
Pringle	0	0	1	1	0	2
Richmond III	-	-	-	1	1	2
Thomas	-	-	-	-	2	2
Wagner	-	-	7	16	2	25

DOUBLE-FIGURE SCORING GAMES

Player	21-22	22-23	23-24	24-25	25-26	Career
Acuff Jr.	-	-	-	-	15	15
Brazile	4	6 *	9	10	8	36
Ewin	-	1	-	23	6	30
Knox	-	-	-	14	7	21
Pringle	1	5	13	14	2	35
Richmond III	-	-	-	6	7	13
Sealy	-	-	-	-	2	2
Thomas	-	-	-	-	12	12
Wagner	-	-	13	22	7	42

DOUBLE FIGURE REBOUNDING GAMES

Player	21-22	22-23	23-24	24-25	25-26	Career
Brazile	1	2 *	4	4	3	14
Ewin	-	0	-	9	0	9
Knox	-	-	-	0	2	2
Pringle	1	2	4	5	0	12

DOUBLE FIGURE ASSISTS GAMES

Player	21-22	22-23	23-24	24-25	25-26	Career
Acuff Jr.	-	-	-	-	2	2
Wagner	-	-	1	0	0	1

DOUBLE-DOUBLES

Player	21-22	22-23	23-24	24-25	25-26	Career
Acuff Jr.	-	-	-	-	2	2
Brazile	0	2 *	4	4	3	13
Ewin	-	0	-	9	0	9
Knox	-	-	-	0	2	2
Pringle	1	2	3	3	0	9
Wagner	-	-	1	0	0	1

TRIPLE-DOUBLES

Player	21-22	22-23	23-24	24-25	25-26	Career
--						

20+ POINT SCORING GAMES

Player	21-22	22-23	23-24	24-25	25-26	Career
Acuff	-	-	-	-	9	9
Brazile	0	3 *	0	0	4	7
Ewin	-	0	-	4	2	6
Knox	-	-	-	2	1	3
Thomas	-	-	-	-	3	3
Wagner	-	-	2	1	0	3

30+/40+ POINT SCORING GAMES

Player	21-22	22-23	23-24	24-25	25-26	Career
--						

1+/3+ THREE-POINTERS MADE IN A GAME

Player	21-22	22-23	23-24	24-25	25-26	Career
Acuff	-	-	-	-	14/7	14/7
Brazile	10/0	5/3 *	15/2	14/2	7/4	51/11
Ewin	-	0	-	0	1/0	1/0
Karuletwa	-	-	-	0	1/0	1/0
Kelley	-	-	-	0	1/0	1/0
Knox	-	-	-	21/5	11/3	32/8
Richmond III	-	-	-	2/0	6/0	8/0
Thomas	-	-	-	-	15/7	15/7
Wagner	-	-	16/3	23/4	9/2	48/9

Owning The Ball • 15th in NCAA in A/TO (2nd SEC)

- With Arkansas going 29-of-33 at the free throw line, there were not many opportunities for assists versus Tennessee. With that, for the first time this season, Arkansas had more turnovers (14) than assists (7). Arkansas rallied with 19 assists at Ole Miss (on 31 made baskets). With that:
- **The Razorbacks rank 15th in the NCAA (2nd in the SEC) in assist-to-turnover ratio at 1.76.**
  ^ Arkansas averages 17.5 assists (47th NCAA) and **commits just 9.9 turnovers per game (28th NCAA).**
- **For the first time on record, Arkansas had a positive assist-turnover ratio in each of its first 13 games** (HogStats)
  ^ The previous best was the 2015-16 that team also started with 11 straight positive ratio games.
- Arkansas has dished out at least 15 assists in 10 of the 15 games and kept its turnovers to single digits in 8 of the 15.

Bench "Warmers"

- Arkansas ranks **22nd in the NCAA** (3rd in the SEC) in bench scoring at 34.87 ppg,
  ^ Meleek Thomas is averaging 15.3 ppg, Billy Richmond III is averaging 8.9 ppg and Malique Ewin is averaging 8.7 ppg.
  ^ This year, Meleek Thomas has scored 20-plus three times and Malique Ewin has scored 20-plus points twice.
- **THOMAS IS THE ONLY RAZORBACK TO MAKE A 3-POINTER IN ALL 15 GAMES.**

Rejected

- Arkansas was averaging 4.6 blocked shots per game prior to Tennessee but had 10 versus the Vols.
  ^ That tied for eighth-most by a Razorback team in an SEC game.
  ^ Arkansas moved from 50th to 27th in the NCAA in blocked shots.
  ^ Malique Ewin had a season-high four blocked shots ... all in the second half.
- Arkansas only had two blocked shots at Ole Miss (one by Karter Knox and one by Darius Acuff Jr) and fell to 38th in the NCAA.

Hogs Improve to 3-0 in ACC/SEC Challenge

- With an 89-80 victory over #6 Louisville, Arkansas improved to 3-0 in the three-year ACC/SEC Challenge.
  ^ 2023, Arkansas hosted and defeated #7 Duke, 80-75.
  ^ 2024, Arkansas traveled to Miami and won, 76-73.
  ^ 2025, Arkansas hosted and defeated #6 Louisville, 89-80.
- In the three years of the Challenge, **the SEC leads 30-16**, thanks to a 14-2 record last season and a 9-7 mark in 2025.
  ^ Overall, the series stands at 2-0-1 in the SEC's favor.

5 "Made for TV" Games on the Non-Con Schedule; DUKE GAME ON CBS MAKES HISTORY

- As tracked by On3, Arkansas ranks second this season in the most-watched men's college basketball teams, according to Nielsen TV ratings data. Here is the full Top 10 through Dec. 22 with Arkansas opponents in bold.

1. Michigan State	**2. Arkansas**	**3. Duke**	4. North Carolina	5. Kentucky
6. Kansas	**7. Louisville**	8. Indiana	9. UConn	10. Purdue

- **Nov. 8 at Michigan State**
  ^ On the first weekend of college basketball with college football in the forefront of everyone's minds, FOX averaged more than 1.67 million viewers for that primetime telecast. At the time, it was the network's most-watched, regular-season broadcast since a UConn-Gonzaga game December 2024 that averaged more than 1.71 million.
- **Nov. 27 vs Duke in Chicago on CBS on Thanksgiving**
  ^ "CBS Sports Thanksgiving Classic" was the most-watched regular-season college basketball game on ANY NETWORK since the 1992-93 Season with 6.813 Million Viewers. Viewership for Duke-Arkansas Increased +32% vs. last year's Thanksgiving Game between Arkansas and Illinois.
  ^ Note: the largest regular-season, college basketball viewership for any network came on Feb. 21, 1993 • Purdue-Indiana, with 7.225 million viewers on CBS.
  ^ Last year, the Arkansas-Illinois game on Thanksgiving in Kansas City on CBS. 5.1 million viewers tuned in to make it – at the time – the 2nd largest, regular-season college basketball television audience since 2008.

Freshmen Sensations (Stats Thru 1/8)

- **NCAA TOP FRESHMEN SCORING DUOS**

1. Arkansas	**35.20 ppg • 528 pts in 15 gms**	**Darius Acuff Jr. • 299 pts (19.9)**	**Meleek Thomas • 229 pts (15.4)**
2. Illinois	28.43 ppg • 398 pts in 14 gms	Keaton Wagler • 215 pts (15.4)	David Mirkovic • 183 pts (13.1)

- **For the season, Acuff ranks**

- Assists/GM	**6.2**	**NCAA: 22nd**	**NCAA FR: 2nd**	**SEC: 2nd**
- Scoring	**19.9**	**NCAA: 35th**	**NCAA FR: 4th**	**SEC: 4th**
- Assist/TO Ratio	**2.91**	**NCAA: 53rd**	**NCAA FR: 6th**	**SEC: 4th**
- 3's Made/GM	**2.33**	**NCAA: 164th**	**NCAA FR: 7th**	**SEC: 10th**

- **For the season, Thomas ranks**

- 3's Made/GM	**2.47**	**NCAA: 122nd**	**NCAA FR: 3rd**	**SEC: 8th**

Acuff 1 of 3 in NCAA to Average 19 Points and 6 Assists

- Darius Acuff is 1 of only 3 players in the NCAA to average 18 points and 6 assists.

^ Christian Anderson, Texas Tech	So.	19.6 pts	7.5 assists
^ Boopie Miller, SMU	Sr.	20.6 pts	7.1 assists
^ DARIUS ACUFF JR., ARKANSAS	**Fr.**	**19.9 pts**	**6.2 assists**

- Acuff is **THE ONLY PLAYER IN THE NCAA** to average 18 points & 6 assists with an assist/turnover ratio better than 2.9.

Acuff Recent Success Rockets Him Up NCAA/SEC Rankings; 2nd Among NCAA FR in Assists

- **After dishing out 67 assists the last 8 games** (8.4 avg), Darius Acuff Jr. has shot up the NCAA/SEC rankings.

PRIOR TO LOUISVILLE:	4.4 assists/gm	**119th NCAA/7th SEC**	2.38 assist/turnover	**142nd NCAA/14th SEC**
AFTER OLE MISS:	6.2 assists/gm	**22nd NCAA/2nd SEC**	2.91 assist/turnover	**53rd NCAA/4th SEC**

- **ACUFF LEADS THE SEC (18th NCAA) in TOTAL ASSISTS WITH 93.**

Acuff Pads Stats vs Nation's Best

- Darius Acuff is averaging:

SEAS0N:	19.,9 points and 6.2 assists
vs 6 AP Top 25:	**21.2 points and 6.7 assists**
vs 9 Non-Ranked Opp:	18.8 points and 5.8 assists

Acuff Streak Reaches 15; Passes Joe and Last Since Isaiah Joe

- Darius Acuff Jr. is the only Razorback to score in double figures in all 15 games.
- Most consecutive games to begin a Razorback career by scoring 10+ points in each game by Arkansas freshman since 1981-82:
  ^ 15 - Darius Acuff Jr. 2025-26
  ^ 13 - Isaiah Joe 2018-19
  ^ 10 - Moses Moody 2020-21
- **Acuff scored 29 points versus Tennessee. It was the most points by a Razorback freshman since Joe's 34 vs FIU (12/1/18). For good measure, he scored 26 at Ole Miss .. 20 in the second half.**

Acuff Named SEC Freshman of the Week (12/08)

- Arkansas guard Darius Acuff Jr. averaged 17.5 points, nine assists and five rebounds in wins over #6 Louisville and Fresno State to be named the **SEC Men's Basketball Freshman of the Week**.
- **In the win over #6 Louisville:**
  ^ Recorded his **first career double-double with 17 points and a career-high 10 assists** while adding five rebounds.
  ^ Scored 11 of his 17 points in the second half. Specifically, Acuff finished the game scoring 9 of the Hogs' final 15 points (3-5 FG • 3-3 FT) with an assist and a rebound.
- **In the win over Fresno State:**
  ^ Had a **game-high 18 points and eight assists** with just one turnover and five rebounds.
  ^ Spurred a second-half surge. He scored 11 second-half points (4-of-6 FG • 3-of-5 3PT) with five assists. During a 22-6 run to start the second half, Acuff scored 8 of his 11 second-half points (3-3 FG • 2-2 3PT) with an assist and a steal.

Acuff Repeats SEC Freshman of the Week (12/12)

- Darius Acuff Jr. scored 20 points to go with eight assists, four rebounds and a block in the 93-86 win over #16 Texas Tech in the Revocruit Rematch to earn his second SEC Freshman of the Week honors (12/12).
- **Acuff earns his second-straight SEC Freshman of the Week honor.**
  ^ Acuff was additionally named Dick Vitale's Diaper Dandy Freshman of the Week.
- Versus Texas Tech, Acuff
  ^ Scored 20 points with eight assists (vs 2 turnovers).
  ^ Was +17 in the seven-point win ... He was the only Hog that was in double-digits in plus/minus.

Acuff Triples Up On SEC Freshman of the Week (12/22)

- For the third straight week, Razorback guard Darius Acuff Jr. was named the **SEC Men's Basketball Freshman of the Week**.
- For the week, Acuff averaged 25 points, 8.5 assists, 4.0 rebounds and 2.0 steals in a win over Queens and a loss to #8 Houston.
- **Versus Queens**, Acuff scored a then career-high 23 while tying his career-high with 10 assists for his second double-double of the season. He had zero turnovers, was 4-of-6 from 3-point range and added a career-high three steals in the win.
- **Versus Houston**, Acuff scored a then career-high 27 points to go with seven assists and five rebounds against #8 Houston. Acuff tied a career high with nine field goals made and had a career high in FT made (8) and FT attempted (11). He also dished out seven assists - his sixth-straight game with at least 5 assists (averaging 8.0 over the six-game span)..

Acuff Earns 4th Straight SEC Freshman of the Week (1/5); Adds Multiple Honors

- Razorback Darius Acuff Jr. was named the **Jersey Mike's Naismith Men's College Basketball Player of the Week**, the **NCAA March Madness National Freshman of the Week**, **Dick Vitale's Diaper Dandy of the Week**, and, **for the fourth straight time, the SEC Freshman of the Week**.
- **Acuff is just the fifth player in SEC history to earn SEC Freshman of the Week honors four consecutive times. The other four were also coached by John Calipari**, including **John Wall** 2009-10, **Nerlens Noel** 2012-13, **Devin Booker** 2014-15, and **TyTy Washington** 2021-22.
- For the week, Acuff averaged 23 points and five assists while shooting 57.1% from the field, including 46.2% from 3-point, in wins over James Madison and Tennessee.
- **Vs JMU:** Acuff had a 17-point, six-assist performance. He led Arkansas to a 48-28 halftime cushion with 12 points (5-of-9 FG) and five assists in the period.
- **Vs Tennessee:** Acuff scored a career-high 29 points (9-of-16 FG • 8-of-9 FT) and made two clutch 3-pointers late in the second half.
  ^ In the first half versus the Vols, he scored 10 points, but 9 of the 10 were critical points. After Tennessee opened the game on a 7-0 run, Acuff scored Arkansas's first 7 points to make the score 9-7 in UT's favor. He also gave Arkansas a one-point lead at the break with his pull-up jumper with two seconds left.
  ^ In the second half, Acuff scored 19 points (5-of-8 FG • 2-of-3 3PT • 7-of-7 FT). With Arkansas **down two (53-51 with 12 minutes to play), Acuff scored 16 of the Hogs' final 35 points**, including a 3-pointer with 3:49 left and Arkansas clinging to a 2-point lead as the shot clock was running out, as well as a 3-pointer with 2:09 left to cap an 8-0 run to put the Hogs up 11.

Thomas Rips the Nets vs JMU and Tennessee

- After three single-digit games, Meleek Thomas returned to form in the win over James Madison.

^ 1st 9 games	16.9 ppg	50-of-123 (40.7%)	23-of-66 3PT (34.8%) ... 3.2 assists & 1.6 steals
^ In the 3-game "slump"	6.0 ppg	6-of-27 FG (22/2%)	3-of-14 3PT (21.4%) ... but had 9 assists and 3 steals
^ Last 3	19.6 ppg	19-of-41 FG (46.3%)	11-of-20 3PT (55.0%) ... has added 5 steals

- Scored a **season-high 28 points vs JMU** ... During a 19-2 run vs JMU in the first half, Thomas scored 14 with three 3-pointers and finished with 18 first-half points ... **Was a team-best +35**
- Scored **18 points vs Tennessee** including 12 first-half points ... **Was a team-best +21**
- **THOMAS IS THE ONLY RAZORBACK TO MAKE A 3-POINTER IN ALL 15 GAMES THIS SEASON.**

Brazile Named SEC Player of the Week

- Trevon Brazile recorded a double-double with 24 points and 10 rebounds in the win over #16 Texas Tech in the Revocriut Rematch to earn SEC Player of the Week honors.
  ^ The 24 points were one shy of a career high ... His eight field goals made (8-of-13) and four 3-pointers made (4-of-5) tied career highs ... Added two blocked shots, including one with Arkansas leading by six with 45 seconds left, to help seal the win.
  ^ Scored 18 points with eight rebounds in the second half to spur the come-from-behind win ... Was 6-of-9 FG in the second half, including 2-of-2 from 3PT, and was 4-of-4 at the line with eight of his 10 rebounds ... **Overall, Brazile's two 3-pointers midway through the half started a 26-15 Razorback run** to turn a five-point deficit into a six-point lead (89-83 with 58 seconds left) ... **Brazile scored 14 of the Hogs' 26 points in the run**.

TEAM MISCELLANEOUS STATS

RECORD BREAKDOWN

At Bud Walton Arena	**2025-26:** 9-0	**Cal Era:** 22-4
On The Road	**2025-26:** 1-1	**Cal Era:** 5-7
Neutral Site *(includes NLR)*	**2025-26:** 2-2	**Cal Era:** 7-6
White "Razorbacks" Uni	**2025-26:** 7-0	**Cal Era:** 18-4 *
White '94 "Razorbacks" Uni	**2025-26:** 2-2	**Cal Era:** 2-3
White "Hog" Uni	**2025-26:** 2-0	**Cal Era:** 7-1
Cardinal "Arkansas" Uni	**2025-26:** 1-1	**Cal Era:** 4-6
Cardinal '94 "Razorbacks" Uni	**2025-26:** 0-0	**Cal Era:** 3-3

** L at Mizzou '25 wearing white*

STARTING THE GAME

When ARK wins tip	**2025-26:** 6-1	**Cal Era:** 24-10
When OPP wins tip	**2025-26:** 6-2	**Cal Era:** 10-7
When ARK scores first	**2025-26:** 6-1	**Cal Era:** 18-9
When OPP scores first	**2025-26:** 6-2	**Cal Era:** 16-8

LEADS AND DEFICITS

Leading at the half	**2025-26:** 11-1	**Cal Era:** 26-3
***• 2025-26:** home: 9-0 | road: 1-1 | neutral 1-0*		
Trailing at the half	**2025-26:** 1-2	**Cal Era:** 8-12
***• 2025-26:** home: 0-0 | road: 0-1 | neutral 1-1*		
Tied at the half	**2025-26:** 0-0	**Cal Era:** 0-1
***• 2025-26:** home: 0-0 | road: 0-0 | neutral 0-0*		
'25-26 W/ 10:00 left	Leading: 10-1 | Trailing: 2-2 | Tied: 0-0	
• Cal Era	*Leading: 30-5 | Trailing: 4-12 | Tied: 0-0*	
'25-26 W/ 5:00 left	Leading: 12-0 | Trailing: 0-3 | Tied: 0-0	
• Cal Era	*Leading: 31-1 | Trailing: 3-15 | Tied: 0-1*	
'25-26 W/ 2:00 left	Leading: 11-0 | Trailing: 1-3 | Tied: 0-0	
• Cal Era	*Leading: 29-1 | Trailing: 3-15 | Tied: 1-1*	
'25-26 in OT	**ALL: 0-0** | OT: 0-0 | 2OT: 0-0 | 3OT: 0-0	
• Cal Era	**ALL: 0-0** | *OT: 0-0 | 2OT: 0-0 | 3OT: 0-0*	
1 Possession GMS (3 pts or less)	**2025-26:** 1-1	**Cal Era:** 5-4
GMS decided by 4-to-10 pts	**2025-26:** 4-2	**Cal Era:** 11-9
GMS decided by 11-to-20 pts	**2025-26:** 1-0	**Cal Era:** 8-3
GMS decided by 21-plus pts	**2025-26:** 6-0	**Cal Era:** 10-1

PLAYER SCORING

Only 1 Hog in Double Figures	**2025-26:** 0-0	**Cal Era:** 0-0
2 Hogs in Double Figures	**2025-26:** 0-0	**Cal Era:** 3-3
3 Hogs in Double Figures	**2025-26:** 1-1	**Cal Era:** 7-5
4 Hogs in Double Figures	**2025-26:** 7-1	**Cal Era:** 12-5
5 Hogs in Double Figures	**2025-26:** 3-0	**Cal Era:** 9-2
6 Hogs in Double Figures	**2025-26:** 1-0	**Cal Era:** 2-0
7 Hogs in Double Figures	**2025-26:** 1-0	**Cal Era:** 3-0
8+ Hogs in Double Figures	**2025-26:** 0-0	**Cal Era:** 0-0
At Least 1 Hog Scores 20+	**2025-26:** 11-2	**Cal Era:** 22-6
2 Hogs Score 20+	**2025-26:** 1-1	**Cal Era:** 5-3
3+ Hogs Score 20+	**2025-26:** 2-0	**Cal Era:** 2-0

TEAM SCORING	ARK		OPP	
30-39 pts	**'25-26:** 0-0	**Cal Era:** 0-0	**'25-26:** 0-0	**Cal Era:** 1-0
40-49 pts	**'25-26:** 0-0	**Cal Era:** 0-0	**'25-26:** 0-0	**Cal Era:** 1-0
50-59 pts	**'25-26:** 0-0	**Cal Era:** 0-2	**'25-26:** 2-0	**Cal Era:** 4-0
60-69 pts	**'25-26:** 0-1	**Cal Era:** 2-8	**'25-26:** 1-1	**Cal Era:** 9-4
70-79 pts	**'25-26:** 1-1	**Cal Era:** 10-3	**'25-26:** 4-0	**Cal Era:** 10-6
80-89 pts	**'25-26:** 4-1	**Cal Era:** 8-4	**'25-26:** 5-1	**Cal Era:** 8-5
90-99 pts	**'25-26:** 3-0	**Cal Era:** 9-0	**'25-26:** 0-1	**Cal Era:** 1-2
100+ pts	**'25-26:** 4-0	**Cal Era:** 5-0	**'25-26:** 0-0	**Cal Era:** 0-0

ARK SHOOTING PCT	FG%		3PT%	
50% or Better	**'25-26:** 7-0	**Cal Era:** 18-0	**'25-26:** 4-0	**Cal Era:** 6-0
40% - 49.9%	**'25-26:** 5-2	**Cal Era:** 14-10	**'25-26:** 1-1	**Cal Era:** 8-3
30% - 39.9%	**'25-26:** 0-1	**Cal Era:** 1-6	**'25-26:** 7-1	**Cal Era:** 13-5
20% - 29.9%	**'25-26:** 0-0	**Cal Era:** 0-1	**'25-26:** 0-1	**Cal Era:** 5-6
19.9% or Worse	**'25-26:** 0-0	**Cal Era:** 0-0	**'25-26:** 0-0	**Cal Era:** 2-3

OPP SHOOTING PCT	FG%		3PT%	
50% or Better	**'25-26:** 2-1	**Cal Era:** 4-2	**'25-26:** 0-0	**Cal Era:** 0-0
40% - 49.9%	**'25-26:** 6-2	**Cal Era:** 15-14	**'25-26:** 3-1	**Cal Era:** 8-3
30% - 39.9%	**'25-26:** 3-0	**Cal Era:** 11-2	**'25-26:** 5-1	**Cal Era:** 12-8
20% - 29.9%	**'25-26:** 1-0	**Cal Era:** 3-0	**'25-26:** 2-0	**Cal Era:** 7-4
19.9% or Worse	**'25-26:** 0-0	**Cal Era:** 0-0	**'25-26:** 2-1	**Cal Era:** 7-2

REBOUNDING/TURNOVERS

Out-rebounding opponent	**2025-26:** 9-1	**Cal Era:** 22-3
Out-rebounded by opp.	**2025-26:** 3-2	**Cal Era:** 11-14
Rebounds are even	**2025-26:** 0-0	**Cal Era:** 1-0
Grabbing 10+ off reb	**2025-26:** 8-3	**Cal Era:** 15-12
Forcing 15+ turnovers	**2025-26:** 3-0	**Cal Era:** 11-1
Committing less than 15 TO	**2025-26:** 12-2	**Cal Era:** 29-12

BY MONTH

In November	**2025-26:** 5-2	**Cal Era:** 10-4
In December	**2025-26:** 5-1	**Cal Era:** 11-1
In January	**2025-26:** 2-0	**Cal Era:** 3-6
In February	**2025-26:** 0-0	**Cal Era:** 5-3
In March	**2025-26:** 0-0	**Cal Era:** 5-3
In April	**2024-25:** 0-0	**Cal Era:** 0-0

PLAYER MISCELLANEOUS STATS

** - Indicates played in some games but redshirted that season*

5+ REBOUNDS IN A GAME

Player	21-22	22-23	23-24	24-25	25-26	Career
Acuff	-	-	-	-	4	4
Brazile	16	6 *	15	19	12	68
Ewin	-	1	-	21	7	29
Knox	-	-	-	7	8	15
Pringle	2	5	17	20	9	53
Richmond III	-	-	-	6	5	12
Sealy	-	-	-	-	1	1
Thomas	-	-	-	-	5	5
Wagner	-	-	2	4	0	6

3+/5+ ASSISTS IN A GAME

Player	21-22	22-23	23-24	24-25	25-26	Career
Acuff	-	-	-	-	14/11	14/11
Brazile	0/0	0/0 *	0/0	1/0	2/0	3/0
Ewin	-	0/0	-	3/0	1/0	4/0
Knox	-	-	-	3/1	2/0	5/1
Pringle	0/0	0/0	2/0	3/0	1/0	6/0
Richmond III	-	-	-	7/1	3/1	10/2
Thomas	-	-	-	-	6/3	6/3
Wagner	-	-	20/7	26/13	8/2	54/22

3+ BLOCKS IN A GAME

Player	21-22	22-23	23-24	24-25	25-26	Career
Brazile	5	1 *	4	3	2	15
Ewin	-	1	-	2	1	4
Knox	-	-	-	1	0	1
Pringle	0	1	1	1	1	4

3+ STEALS IN A GAME

Player	21-22	22-23	23-24	24-25	25-26	Career
Brazile	0	0 *	0	4	1	5
Ewin	-	0	-	3	1	4
Pringle	1	1	0	0	0	2
Thomas	-	-	-	-	3	3
Wagner	-	-	3	1	2	6

DUNKS

Player	21-22	22-23	23-24	24-25	25-26	Career
Acuff	-	-	-	-	4	4
Brazile	NA	12 *	28	35	21	94
Ewin	-	NA	-	NA	18	NA
Knox	-	-	-	14	9	23
Pringle	4	23	40	32	17	114
Richmond III	-	-	-	17	12	29
Sealy	-	-	-	-	3	3
Thomas	-	-	-	-	1	1
Wagner	-	-	1	4	2	7

DYNAMIC DUO

- **Darius Acuff Jr. and Meleek Thomas are the top scoring freshmen combo in the country.**

FROSH PPG LEADERS (THRU 1/8)		G	TOT	AVG
1	Cameron Boozer, Duke	15	349	23.3
2	AJ Dybantsa, BYU	15	347	23.1
3	Ebuka Okorie, Stanford	14	317	22.6
4	DARIUS ACUFF JR., ARKANSAS	15	299	19.9
5	Caleb Wilson, North Carolina	15	290	19.3
6	Lewis Walker, N.C. A&T	13	237	18.2
	Hannes Steinbach, Washington	12	218	18.2
8	Tounde Yessoufou, Baylor	14	252	18.0
9	Gavin Sykes, Long Beach St.	15	267	17.8
10	Alex Wilkins, Furman	16	270	16.9
11	Larry Johnson, McNeese	15	250	16.7
12	Kevair Kennedy, Merrimack	16	259	16.2
13	Thijs De Ridder, Virginia	15	241	16.1
14	Kingston Flemings, Houston	15	241	16.1
15	Isaiah Johnson, Colorado	15	234	15.6
16	Ace Glass III, Washington St.	17	263	15.5
17	Michael Cooper, Wright St.	14	216	15.4
	Keaton Wagler, Illinois	14	215	15.4
19	MELEEK THOMAS, ARKANSAS	15	229	15.3
20	Nick Janowski, St. Thomas (MN)	17	258	15.2
21	Brayden Burries, Arizona	15	227	15.1
22	Leroy Blyden Jr., Toledo	15	226	15.1
23	DeSean Goode, Robert Morris	17	255	15.0

Unique Malique

- Malique Ewin is coming off an impressive three games versus Houston, James Madison and Tennessee.
- **VS HOUSTON**
  - ^ Season-high 20 points and grabbed nine rebounds to tie a season high.
  - ^ He was 5-of-9 from the field, drew 11 fouls and was 10-of-17 at the line.
  - ^ It was his second 20-point game of the season, scoring 21 versus Jackson State, and the sixth of his career.
  - ^ He had nine boards versus Louisville.
- **JAMES MADISON**
  - ^ Posted 7 points and once again tied his season high with 9 boards
  - ^ Added 3 steals (tying a career high)
  - ^ For the second-straight game and third time in his last five, had two blocked shots.
- Ewin has had flashes of greatness this season.
  - ^ He made his first 15 free throws of the season ... but just 17-of-27 (.630) since.
  - ^ He is 1-of-1 from 3-point range this season making him 1-of-2 from long range for his career.
- **TENNESSEE**
  - ^ Had a respectable 12 points and 6 rebounds ... HOWEVER ... He had 10 and 5, while adding four blocked shots in the 2nd half.
- **at OLE MISS:**
  - ^ Only played 15:09 with five points and two rebounds but was a team-best +21.
- **Made his first 15 free throw attempts of the season and had a streak of 10 straight**

Billy "G.O.A.T"

- Coach Calipari continually refers to Billy Richmond III as Billy G.O.A.T. for the energy and grit he plays with.
  - ^ He has scored in double digits six times this season ... only accomplished the feat six times last season.
  - ^ He has made 7 3-pointers this season ... only made 2 last season
- **at OLE MISS:**
  - ^ Did not miss a shot in **scoring an SEC career-best 13 points** ... Was 5-of-5 FG, 1-of-1 3PT and 2-of-2 FT
  - **^ The 3-ponter was his first 3-pointer made in an SEC regular-season game**
  - ^ Also tied for the team lead with **six rebounds, tying a season high and tying an SEC career high**.

Fort Knox

- Karter Knox had high expectations coming into the season based on the way he finished last year and his participation in the 2025 NBA Draft Combine. While some may think he is off to a slow start, the stats say different.
- Knox has two double-doubles this season – the first two of his career.
- Versus Fresno State, scored 11 points – 9 in the second half ... with three assists ... During the 22-6 run to start the second half, Knox drained three 3-pointers and dished out two assists.
- **Versus Texas Tech, he once again excelled. In last year's NCAA Sweet 16 vs the Red Raiders, Knox had 20 points and 6 rebounds (4-of-4 3PT) ... This year, he scored 20 points and had 6 rebounds (3-of-4 3PT).**
- **Versus Tennessee, scored 9 of his 11 points and grabbed 6 of his 7 rebounds in the second half ... Made a clutch 3-pointer with 3:00 remaining as the shot clock expired to put the Hogs up 8.**

^ In 36 games last season Knox had 7 gms with 5+ rebounds Ark was 5-2 in such games
In 14 games this season Knox has 8 gms with 5+ rebounds 28-of-965Ark is in 8-0 such games

DJ FOR 3

- D.J. Wagner is shooting 50% (8-of-16) from 3-point the last 5 games. That is just a smaller indication of his 3-point shooting improvement over his career.

FROSH	28-of-96	29.2%
SOPH	41-of-135	30.4%
JUNIOR	**19-of-52**	**3635%**

Nick Has a Knack

- Nick Pringle has a knack for getting rebounds.
  - ^ In 15 games this season, he has grabbed at least 5 boards 9 times and has led the team in rebounding three times
  - ^ Over his career, Pringle has 53 games with at least 5 boards.

Burger Boys

- In the UCA and Samford games, Arkansas started four McDonald's All-Americans – D.J. Wagner ('23) • Karter Knox ('24) • Darius Acuff Jr. ('25) • Meleek Thomas ('25). It was **the first and only time** the Hogs started four McDonald's All-Americans in the same game.
  - ^ In 2022-23, Arkansas started three McDonald's All-Americans: Anthony Black ('22) •Jordan Walsh ('22) • Nick Smith Jr. ('22)
  - ^ In 1996-97, Arkansas started three McDonald's All-Americans: Kareem Reid ('94) • Derek Hood ('95) • Glendon Alexander ('96)



JJ ANDREWS

6-6, 215, W

Little Rock, Ark. / Little Rock Christian Acad.

Pub	Rating	Natl.	Pos.	St.
247Sports	5 Star	#11	#4 SF	#1 ARK
ESPN	5 Star	#12	#5 SF	#1 ARK
247Composite	5 Star	#14	#5 SF	#1 ARK
On3 Industry	5 Star	#14	#5 SF	#1 ARK
Rivals	5 Star	#28	#8 SG	#1 Ark

- **1 of 50 players named to the 2025-26 Jersey Mike's Naismith Trophy Boys High School Player of the Year Watch List**
- Tabbed third team 2025-26 MaxPreps preseason All-America and listed by the website as the #3 small forward in the country
- 2024-25 Gatorade Arkansas Boys Basketball Player of the Year
- 2025 Arkansas Democrat-Gazette All-Arkansas Preps Boys Player of the Year
- Three-time All-State pick
- Led the Warriors to the 2025 Class 5A state quarterfinals ... Averaged 28.5 points, 10.1 rebounds, 3.3 assists and two blocks ... Scored 2,201 pts thru his junior season



ABDOU TOURE

6-5, 205, W

West Haven, Conn. / Notre Dame HS

Pub	Rating	Natl.	Pos.	St.
On3 Industry	4 Star	#29	#8 SG	#1 CT
Rivals	4 Star	#29	#9 SG	#1 CT
ESPN	4 Star	#31	#13 SF	#1 CT
247Composite	4 Star	#34	#15 SF	#1 CT
247Sports	4 Star	#36	#17 SF	#1 CT

- **1 of 50 players named to the 2025-26 Jersey Mike's Naismith Trophy Boys High School Player of the Year Watch List**
- Two-time Connecticut MaxPreps Player of the Year (2024 and 2025)
- Also a two-time CTInsiider.com Player of the Year and first team All-State selection (2024 and 2025)
- Named the 2024-25 Connecticut Gatorade Player of the Year after averaging 25.1 points per game as a junior
- Ended his junior season as the program's all-time leading scorer with over 1,400 points.
- Has helped Notre Dame compile a 52-2 record with two state championships over the past two years.

COACH CAL

RADIO SHOW

*TUESDAY, NOVEMBER 4, 2025
MONDAY, NOVEMBER 10, 2025
MONDAY, NOVEMBER 17, 2025
MONDAY, DECEMBER 1, 2025
MONDAY, DECEMBER 8, 2025
MONDAY, DECEMBER 15, 2025
MONDAY, JANUARY 5, 2026
MONDAY, JANUARY 12, 2026
MONDAY, JANUARY 19, 2026
MONDAY, FEBRUARY 16, 2026
MONDAY, FEBRUARY 23, 2026
MONDAY, MARCH 2, 2026

TV SHOW

SUNDAY, JANUARY 4
SUNDAY, JANUARY 11
SUNDAY, JANUARY 18
SUNDAY, JANUARY 25
SUNDAY, FEBRUARY 1
SUNDAY, FEBRUARY 8
SUNDAY, FEBRUARY 15
SUNDAY, FEBRUARY 22
SUNDAY, MARCH 1
SUNDAY, MARCH 8

ALL SHOWS AT SASSY'S ON STEAMBOAT DR.

ARKANSAS IN 2025-26 RANKINGS

Thru Jan. 7

TEAM IN THE NCAA/SEC	NCAA	SEC	NO.
Assist/Turnover Ratio (361 ranked)	**15**	**2**	**1.76**
Assists Per Game (361 ranked)	**47**	**5**	**17.5**
Bench Points per game (361 ranked)	**22**	**3**	**34.87**
Blocks Per Game (361 ranked)	**38**	**6**	**4.8**
Effective FG pct (361 ranked)	**40**	**4**	**0.565**
Fastbreak Points (361 ranked)	**3**	**2**	**20.93**
Field Goal Percentage (361 ranked)	45	8	48.9
Field Goal Percentage Defense (361 ranked)	150	14	42.9
Fouls Per Game (361 ranked)	**69**	**1**	**16.1**
Free Throw Attempts Per Game (361 ranked)	**23**	**5**	**26.6**
Free Throw Percentage (361 ranked)	**66**	**5**	**75.4**
Free Throws Made Per Game (361 ranked)	**13**	**5**	**20.1**
Rebound Margin (361 ranked)	135	12	3.5
Rebounds (Defensive) Per Game (361 ranked)	117	11	26.2
Rebounds (Offensive) Per Game (361 ranked)	168	12	11.6
Rebounds Per Game (361 ranked)	116	13	37.8
Scoring Defense (361 ranked)	241	12	75.7
Scoring Margin (361 ranked)	**34**	**5**	**14.8**
Scoring Offense (361 ranked)	**16**	**5**	**90.5**
Steals Per Game (361 ranked)	106	6	7.9
Three Point Attempts Per Game (361 ranked)	163	11	24.1
Three Point Percentage (361 ranked)	**12**	**1**	**39.2**
Three Point Percentage Defense (361 ranked)	82	7	30.9
Three Pointers Per Game (361 ranked)	**74**	**5**	**9.5**
Turnover Margin (361 ranked)	**84**	**4**	**2.1**
Turnovers Forced Per Game (361 ranked)	215	8	12.07
Turnovers Per Game (361 ranked)	**28**	**3**	**9.9**
Winning Percentage (361 ranked)	**35**	**3**	**80**

RAZORBACKS IN THE NCAA/SEC	PLAYER	NCAA	SEC	NO.
Assist/Turnover Ratio (350 ranked)	**Darius Acuff Jr.**	**53**	**4**	**2.91**
Assists (330 ranked)	**Darius Acuff Jr.**	**18**	**1**	**93**
Assists Per Game (350 ranked)	**Darius Acuff Jr.**	**22**	**2**	**6.2**
Blocks (321 ranked)	Trevon Brazile	145	9	19
	Malique Ewin	249	18	15
Blocks Per Game (345 ranked)	Trevon Brazile	131	9	1.36
	Malique Ewin	244	18	1
Double Doubles (198 ranked)	Trevon Brazile	103	6	3
	Darius Acuff Jr.	198	15	2
	Karter Knox	198	15	2
Field Goal Attempts (345 ranked)	**Darius Acuff Jr.**	**45**	**3**	**212**
	Meleek Thomas	128	6	191
Field Goal Percentage (350 ranked)	Darius Acuff Jr.	163	12	49.1
Field Goals (330 ranked)	**Darius Acuff Jr.**	**28**	**3**	**104**
Free Throw Attempts (350 ranked)	Darius Acuff Jr.	222	15	72
Free Throw Percentage (345 ranked)	Meleek Thomas	150	13	84
	Darius Acuff Jr.	345	23	77.8
Free Throws (347 ranked)	Darius Acuff Jr.	214	14	56
Minutes Per Game (350 ranked)	**Darius Acuff Jr.**	**124**	**3**	**32:47**
Points (345 ranked)	**Darius Acuff Jr.**	**30**	**2**	**299**
	Meleek Thomas	262	14	229
Points Per Game (1495 ranked)	**Darius Acuff Jr.**	**35**	**4**	**19.9**
	Meleek Thomas	249	18	15.3
	Trevon Brazile	456	30	13.5
	Karter Knox	1235	61	9.2
	Billy Richmond III	1304	64	8.9
	Malique Ewin	1366	70	8.7
Rebounds (349 ranked)	Trevon Brazile	241	16	97
Rebounds (Defensive) Per Game (348 ranked)	**Trevon Brazile**	**84**	**6**	**5.5**
Rebounds (Offensive) Per Game (339 ranked)	Malique Ewin	199	19	2.33
Rebounds Per Game (347 ranked)	Trevon Brazile	179	13	6.9
Steals (322 ranked)	Meleek Thomas	273	13	22
Steals Per Game (335 ranked)	Meleek Thomas	273	15	1.47
	Trevon Brazile	320	17	1.43
Three Point Attempts (337 ranked)	Meleek Thomas	126	7	100
	Darius Acuff Jr.	322	14	81
Three Point Percentage (119 ranked)	--			
Three Pointers Per Game (339 ranked)	Meleek Thomas	122	8	2.47
	Darius Acuff Jr.	164	10	2.33
Total 3-point FGM (310 ranked)	Meleek Thomas	128	8	37
	Darius Acuff Jr.	175	10	35
Triple Doubles (2 ranked)	--			

2025-26 SEC STANDINGS

Thru Jan.8

	SEC	PCT.	HOME	AWAY	OVERALL	PCT.	HOME	ROAD	NEUTRAL	STRK
Arkansas	**2-0**	**1.000**	**1-0**	**1-0**	**12-3**	**.800**	**9-0**	**1-1**	**2-2**	**W3**
Mississippi State	2-0	1.000	1-0	1-0	10-5	.667	7-1	2-0	1-4	W6
Missouri	2-0	1.000	1-0	1-0	12-3	.800	10-0	2-2	0-1	W2
Texas A&M	2-0	1.000	1-0	1-0	12-3	.800	9-1	2-1	1-1	W5
Vanderbilt	2-0	1.000	1-0	1-0	15-0	1.000	8-0	4-0	3-0	W15
Alabama	1-1	.500	1-0	0-1	11-4	.733	6-1	1-1	4-2	L1
Florida	1-1	.500	1-0	0-1	10-5	.667	7-0	0-2	3-3	W1
Georgia	1-1	.500	1-0	0-1	13-2	.867	10-0	1-1	2-1	L1
Oklahoma	1-1	.500	1-0	0-1	11-4	.733	8-0	1-2	2-2	L1
South Carolina	1-1	.500	0-1	1-0	10-5	.667	9-2	1-1	0-2	W1
Tennessee	1-1	.500	1-0	0-1	11-4	.733	9-0	0-2	2-2	W1
Auburn	0-2	.000	0-1	0-1	9-6	.600	6-1	0-2	3-3	L2
LSU	0-2	.000	0-1	0-1	12-3	.800	8-1	1-1	3-1	L2
Kentucky	0-2	.000	0-1	0-1	9-6	.600	8-2	0-2	1-2	L2
Ole Miss	0-2	.000	0-1	0-1	8-7	.533	6-2	0-2	2-3	L2
Texas	0-2	.000	0-1	0-1	9-6	.600	7-2	0-2	2-2	L2

AP (Jan. 5)

1	Arizona (32)	14-0	1494
2	Michigan (29)	13-0	1493
3	Iowa State	14-0	1390
4	UConn	14-1	1343
5	Purdue	13-1	1254
6	**DUKE**	**13-1**	**1206**
7	**HOUSTON**	**13-1**	**1113**
8	Gonzaga	16-1	1101
9	BYU	13-1	1039
10	Nebraska	14-0	998
11	**VANDERBILT**	**14-0**	**936**
12	**MICHIGAN STATE**	**12-2**	**834**
13	**ALABAMA**	**11-3**	**782**
14	**TEXAS TECH**	**11-3**	**676**
15	**ARKANSAS**	**11-3**	**659**
16	Illinois	11-3	602
17	North Carolina	13-2	557
18	**GEORGIA**	**13-1**	**378**
19	Iowa	12-2	340
20	**LOUISVILLE**	**11-3**	**336**
21	**TENNESSEE**	**10-4**	**277**
22	Kansas	10-4	208
23	Virginia	12-2	183
24	SMU	12-2	142
25	UCF	12-1	132

RECEIVING VOTES: Villanova 127, Seton Hall 31, Southern Cal 28, Utah St. 27, Miami (Ohio) 22, Clemson 21, Saint Louis 14, **LSU 14**, **TEXAS 12**, **FLORIDA 11**, Saint Mary's 10, **KENTUCKY 9**, California 8, Miami 5, Indiana 4, **AUBURN 3**, TCU 2, UCLA 2, Virginia Tech 2

COACHES (Jan. 5)

1	Michigan (24)	13-0	768
2	Arizona (7)	14-0	749
3	Iowa State	14-0	703
4	UConn	14-1	666
5	Purdue	13-1	624
6	**DUKE**	**13-1**	**616**
7	**HOUSTON**	**13-1**	**584**
8	Gonzaga	16-1	565
9	BYU	13-1	527
10	**VANDERBILT**	**14-0**	**488**
11	Nebraska	14-0	473
12	**ALABAMA**	**11-3**	**403**
13	**MICHIGAN STATE**	**12-2**	**400**
14	**TEXAS TECH**	**11-3**	**345**
15	**ARKANSAS**	**11-3**	**334**
16	Illinois	11-3	294
17	North Carolina	13-2	250
18	**LOUISVILLE**	**11-3**	**232**
19	Iowa	12-2	211
20	**GEORGIA**	**13-1**	**164**
21	Kansas	10-4	131
22	**TENNESSEE**	**10-4**	**123**
23	Virginia	12-2	120
24	Villanova	12-2	70
25	SMU	12-2	42

RECEIVING VOTES: UCF 41; Utah State 34; Clemson 29; **FLORIDA 21**; Saint Mary's 17; Seton Hall 13; Saint Louis 11; Indiana 10; St. John's 4; **MISSOURI 3**; Miami (OH) 3; **KENTUCKY 3**; California 2; USC 1; Oklahoma State 1

SEC SCHEDULE

SATURDAY, JANUARY 10	TV	CT
Tennessee at Florida	ESPN	11:00a
LSU at Vanderbilt	SEC	Noon
Georgia at South Carolina	ESPN2	1:00p
Oklahoma at Texas A&M	SEC	2:30p
Arkansas at Auburn	**ESPN**	**5:00p**
Missouri at Ole Miss	SEC	5:00p
Texas at Alabama	ESPN	7:00p
Mississippi State at Kentucky	SEC	7:30p
TUESDAY, JANUARY 13		
Texas A&M at Tennessee	SEC	6:00p
Florida at Oklahoma	ESPN2	8:00p
Alabama at Mississippi State	SEC	8:00p
WEDNESDAY, JANUARY 14		
Auburn at Missouri	ESPN2/U	6:00p
Ole Miss at Georgia	ESPN2/U	6:00p
Kentucky at LSU	SEC	600p
Vanderbilt at Texas	ESPN2/U	8:00p
South Carolina at Arkansas	SEC	8:00p

HOGS RANKING BY WEEK

WEEK	AP	COACH	NET
Preseason	14	15	No Poll
Nov. 10	21	21	No Poll
Nov. 17	21	22	No Poll
Nov. 24	22	21	No Poll
Dec. 1	25	23	45
Dec. 8	17	17	23
Dec. 15	14	14	18
Dec. 22	18	18	27
Dec. 29	No Poll	18	30
Jan. 5	15	15	28
Jan. 12			
Jan. 19			
Jan. 26			
Feb.			
Feb. 9			
Feb. 16			
Feb. 23			
Mar. 2			
Mar. 9			
Mar. 16			(Final)
April 7			

ARKANSAS IN THE POLLS

*Ranking in AP Poll unless " * " indicating only ranked in the Coaches Poll*

As	Overall	H	A	N	Last Meeting	Last Win
As #1	16-4	8-0	6-2	2-2	W, 97-79 vs #14 Georgetown @MEM (11/27/94)	Same
As #2	38-4	17-1	7-0	14-3	W, 76-72 vs #2 Duke @NCAA (4/4/94)	Same
As #3	29-5	13-0	10-5	6-0	W, 97-79 vs Tennessee (1/7/95)	Same
As #4	13-2	8-0	3-2	2-0	W, 94-71 at Missouri (12/3/94)	Same
As #5	13-8	1-1	2-4	10-3	L (OT), 95-93 vs #3 Kentucky @SEC (3/12/95)	69-58 vs #20 Alabama @SEC (3/11/95)
As #6	18-3	6-0	5-0	7-3	L, 89-78 vs #1 UCLA @NCAA (4/3/95)	75-68 vs #4 N. Carolina @NCAA (4/1/95)
As #7	18-1	4-0	7-0	7-1	W, 68-66 vs Auburn (3/4/95)	Same
As #8	9-10	6-1	1-5	2-4	L, 78-71 vs LSU @SEC (3/13/21)	70-64 vs Missouri @SEC (3/12/21)
As #9	27-7	7-1	6-2	14-4	L, 60-57 at LSU (12/28/22)	88-78 vs Oklahoma (12/10/22) @ Tulsa
As #10	20-4	11-1	2-1	7-2	W, 85-51 vs UNC Asheville (12/21/22)	Same
As #11	22-6	12-2	6-4	4-0	W, 99-58 vs San Jose St (12/03/22)	Same
As #12	22-9	11-0	8-5	3-4	L, 88-66 vs Oklahoma (12/11/21)	86-66 vs Charlotte (12/8/21)
As #13	18-6	12-1	3-5	3-0	L, 72-59 at #22 Auburn (1/7/23)	74-68 vs #20 Missouri (1/4/23)
As #14	34-8	18-1	8-3	8-4	L, 94-85 vs #8 Houston @Newark (12/20/25)	W, 108-80 vs Queens (12/16/25)
As #15	**17-6**	**4-2**	**10-2**	**3-2**	**W, 94-87 at Ole Miss (1/7/25)**	**Same**
As #16	18-6	13-0	3-4	2-2	L, 72-67 vs Baylor @Dallas (11/09/24)	Same
As #17	19-9	5-0	5-2	*****9-7	W, 93-86 vs #16 TX Tech @Dallas (12/13/25)	Same
As #18	23-9	*13-4	8-4	2-1	W, 86-75 vs #19 Tennessee (1/3/25)	Same
As #19	17-8	9-2	3-3	5-3	L, 90-77 vs Illinois @KC (11/28/24)	109-35 vs UMES (11/25/24)
As #20	27-6	**13-0	1-0	*****13-6	W, 79-67 vs Little Rock (11/22/24)	Same
As #21	10-4	7-0	0-1	3-3	W, 115-61 vs Jackson St (11/21/25)	Same
As #22	8-6	4-1	2-3	2-2	L, 80-71 vs Duke @Chicago (11/27/25)	84-79 (OT) vs Miss St @SEC (3/6/99)
As #23	7-2	5-0	2-2	0-0	L, 76-52 vs #1 Tennessee (1/4/25)	58-48 vs #16 Tennessee (2/19/22)
As #24	7-1	4-0	3-0	0-1	L, 89-81 vs Hofstra @ NLR (12/18/21)	Same
As #25	8-4	7-0	0-3	1-1	W, 82-58 vs Fresno St @ NLR (12/6/25)	Same
TOT.	**455-140**	**218-18**	**110-62**	**129-58**	**L, 94-85 vs #8 Houston @Newark (12/20/25)**	**108-80 vs Queens (12/16/25)**

ARKANSAS VERSUS THE POLLS

Ranking in AP Poll unless "" indicating only ranked in the Coaches Poll*

Vs	Overall	H	A	N	Last Meeting	Last Win
Vs #1	3-13	1-2	0-4	2-7	L, 67-60 at Auburn (2/19/25)	74-68 vs Gonzaga @NCAA (03/24/22)
Vs #2	6-9	5-2	0-6	1-1	L, 86-83 at Alabama (2/25/23)	Same
Vs #3	0-16	0-2	0-3	0-11	L, 84-81 vs Alabama (2/08/25)	--
Vs #4	6-14	2-3	1-7	3-4	L, 80-71 vs Duke @ Chicago (11/25/27)	72-71 vs Kansas @ NCAA (3/18/23)
Vs #5	6-4	4-1	0-1	2-2	W, 75-66 vs St. John's @NCAA (3/22/25)	Same
Vs #6	8-12	5-4	0-5	3-3	W, 89-80 vs Louisville (12/3/25)	Same
Vs #7	2-5	2-0	0-1	0-4	W, 80-75 vs Duke (11/29/23)	Same
Vs #8	3-9	2-2	1-4	0-3	L, 94-85 vs Houston (12/20/25)	88-61 vs Alabama (1/6/07)
Vs #9	2-7	0-0	1-4	1-3	L, 85-83 OT vs TX Tech @NCAA (3/27/25)	91-82 vs Arizona @NCAA (4/2/94)
Vs #10	5-6	2-2	2-1	1-3	L, 88-65 vs UConn @NCAA (03/23/23)	(OT), 86-81 at Missouri (2/13/21)
Vs #11	5-8	2-2	1-4	2-2	L, 79-76 OT vs Auburn (2/4/20)	104-93 vs Missouri (12/5/95)
Vs #12	8-10	2-2	3-5	*3-3	W, 89-79 at Kentucky (2/01/25)	Same
Vs #13	6-4	3-0	0-2	3-2	L, 78-74 at Tennessee (3/5/22)	87-85 vs Kentucky (1/14/14)
Vs #14	6-8	3-2	0-3	3-3	W, 89-87 vs Michigan (12/10/24)	Same
Vs #15	4-6	4-0	0-2	0-4	W, 92-85 vs Missouri (2/23/25)	Same
Vs #16	5-9	2-2	0-6	3-1	W, 93-86 vs TX Tech @Dallas (12/13/25)	Same
Vs #17	4-4	1-2	1-1	2-1	L, 67-64 at Baylor (1/28/23)	(OT), 78-74 vs San Diego St (11/23/22)
Vs #18	5-8	1-2	2-3	2-3	L, 67-61 vs Texas A&M @SEC (3/10/23)	80-73 at Ole Miss (1-31-10)
Vs #19	9-3	4-0	3-1	2-2	W, 86-75 vs Tennessee (1/3/26)	Same
Vs #20	11-5	5-2	1-2	5-1	W, 74-68 vs Missouri (1/5/23)	Same
Vs #21	5-3	2-1	1-0	2-2	W, 68-66 vs TX Tech @NCAA (3/21/21)	Same
Vs #22	4-4	4-1	0-3	0-0	L, 69-66 at Michigan State (11/9/25)	77-76 (OT) vs Kentucky (2/23/11)
Vs #23	3-9	1-4	0-3	2-2	L, 73-66 vs Ole Miss (1/8/25)	106-92 (OT) vs LSU (3/3/92)
Vs #24	2-5	1-3	*0-1	*1-1	*L, 90-59 at Alabama (1/16/21)	*86-72 vs Indiana @NCAA (3/21/08)
Vs #25	5-6	*4-2	*0-1	1-2	W, 93-92 vs Miss State (3/8/25)	Same
TOT.	**123-185**	**62-43**	**17-72**	**44-70**	**L, 94-85 vs #8 Houston @Newark (12/20/25)**	**93-86 vs #16 TX Tech @Dallas (12/13/25)**

RANKED ARKANSAS VERSUS RANKED OPPONENT

Overall	H	A	N
51-56	20-5	4-18	27-33

LAST TIME: #18 ARK vs #19 TEN - W, 86-75 (1/3/26) **LAST W:** Same
LAST W at Home: #18 ARK v #19 TENNESSEE- W, 86-75 (1/3/26)
LAST W on Road: #10 ARK at #18 BAMA - W, 86-80 (2/15/95)
LAST W vs Neutral: #17 ARK vs #16 TEXAS TECH - W, 93-86 (12/13/25)

LAST TIME HOGS WON AS TOP 25

	• HOME •		• ROAD •		• NEUTRAL •	
#1:	Miss State	3/5/94	LSU	3/2/94	Georgetown	11/27/94
#2:	NW (La) St	12/4/93	Baylor	1/26/91	Duke	4/4/94
#3:	Tennessee	1/7/95	Ole Miss	1/4/95	Iowa	12/30/94
#4:	Jackson St.	11/30/94	Missouri	12/03/94	SMU	3/2/78
#5:	Miss State	1/11/95	Tennessee	1/29/94	Alabama	3/11/95
#6:	Montevallo	2/5/94	UAB	1/27/90	N. Carolina	4/1/95
#7:	Auburn	3/4/95	Florida	2/28/95	Texas	3/24/90
#8	Montevallo	2/25/95	LSU	2/22/95	Missouri	3/12/21
#9:	Oklahoma	12/10/22	S. Carolina	1/21/95	San Diego St.	11/23/22
#10:	UNCA	12/21/22	Alabama	2/15/95	Oral Roberts	3/27/21
#11:	San Jose St	12/03/22	S. Alabama	11/29/89	Alabama St.	12/2/91
#12:	Charlotte	12/7/21	S. Carolina	3/2/21	St. Louis	12/26/97
#13:	Missouri	01/04/23	S. Carolina	1/9/93	San Diego St.	12/3/81
#14:	Queens	12/16/25	Alabama	2/13/93	St. John's	3/20/93
#15:	**Tenn State**	**11/27/00**	**Ole Miss**	**1/7/25**	**LSU**	**03/11/22**
#16:	Lipscomb	11/07/24	S. Alabama	12/30/91	Tennessee	3/6/98
#17:	SE Mo. State	11/27/82	Florida	2/6/93	Texas Tech	12/13/25
#18:	Tennessee	1/3/26	Florida	2/22/22	VCU	11/18/07
#19:	UMES	11/25/07	Wake Forest	12/23/98	N. Mexico St.	11/21/98
#20:	Little Rock	11/18/24	LSU	1/2/99	Stanford	11/22/23
#21:	Jackson St	11/21/25	--	(0-1)	Wofford	3/19/15
#22:	Providence	1/23/99	Memphis	1/10/98	Miss State	3/6/99
#23:	Tennessee	2/19/22	Missouri	2/15/22	--	(0-1)
#24:	Florida	2/16/21	Ole Miss	2/14/15	--	
#25:	Fresno St	12/6/25	--	(0-1)	--	(0-1)

LAST TIME HOGS WON VS TOP 25

	• HOME •		• ROAD •		• NEUTRAL •	
#1:	Auburn	2/9/22	--	(0-2)	Gonzaga	3/124/22
#2:	Florida	2/5/13	--	(0-6)	UCLA	3/16/78
#3:	--	(0-1)	--	(0-3)	--	(0-11)
#4:	Oklahoma	12/30/08	Kentucky	2/9/94	Kansas	3/18/23
#5:	Texas A&M	1/27/16	--	(0-1)	St. John's	3/22/25
#6:	Louisville	12/3/25	--	(0-5)	Duke	4/4/94
#7:	Duke	11/29-23	--	(0-1)	--	(0-4)
#9:	--		Arizona	12/6/92	Arizona	4/2/94
#10:	Florida	2/18/06	Missouri	2/13/21	LSU	3/11/00
#11:	Missouri	12/5/95	Texas	2/1/79	Missouri	11/28/80
#12:	Texas	2/6/82	Kentucky	2/1/25	Fresno St.	11/29/97
#13:	Kentucky	1/14/14	--	(0-1)	Virginia	3/26/95
#14:	Auburn	2/27/18	--	(0-3)	Michigan	12/10/24
#15:	Missouri	2/22/125	--	(0-2)	--	(0-3)
#16:	Tennessee	2/19/22	--	(0-4)	Texas Tech	12/13/25
#17:	Ole Miss	2/5/10	Kentucky	2/27/14	San Diego St	11/23/22
#18:	Vanderbilt	3/1/08	Ole Miss	1/31/10	Vanderbilt	3/14/08
#19:	Tennessee	1/3/26	LSU	2/2/19	Alabama	3/21/91
#20:	Missouri	1/05/23	Alabama	2/28/01	Marquette	3/16/96
#21:	Texas A&M	2/17/18	S. Carolina	2/15/17	Texas Tech	3/21/21
#22:	Kentucky	2/23/11	--	(0-1)	--	
#23:	LSU	3/3/92	Texas	3/3/91	Florida	3/9/18
#24:	UAB	1/2/00	--	(0-1*)	Indiana *	3/21/08
#25:	Miss State	3/8/25	--	(0-0)	Syracuse	3/19/95

VERSUS 2025-26 OPPONENTS

NON-CONFERENCE

School	Gms	Series Record	Strk	H	A	N	Last Meeting
Central Arkansas	10	Arkansas Leads, 10-0	W10	6-0	3-0	1-0	H - W, 93-56 (11/11/25)
Duke	6	Series Tied,4-4	L1	1-0	0-0	2-3	N - L, 80-71 (11/27/25)
Fresno State	3	Arkansas Leads, 3-0	W3	1-0	0-0	2-0	N - W, 82-85 (12/06/25) @ NLR
Houston	41	Arkansas Leads, 22-19	L2	14-3	5-12	3-4	N - L, 94-85 (12/20/25) @ Newark
Jackson State	13	Arkansas Leads, 13-0	W13	10-0	0-0	3-0	H - W, 115-61 (11/21/25)
James Madison	1	Arkansas Leads, 1-0	W1	1-0	0-0	0-0	H - W, 103-74 (12/29/25)
Louisville	9	Arkansas Leads, 5-4	W2	1-1	1-0	3-3	H - W, 89-80 (12/03/25)
Michigan State	3	Arkansas Trails, 0-3	L3	0-0	0-1	0-2	A - L, 69-66 (11/08/25)
Queens	1	Arkansas Leads, 1-0	W1	1-0	0-0	0-0	H, W, 108-80 (12/16/25)
Samford	4	Arkansas Leads, 4-0	W4	3-0	0-0	1-0	H - W, 79-75 (11/14/25)
Southern	4	Arkansas Leads, 3-0	W4	3-0	0-0	1-0	H - W, 109-77 (11/03/25)
Texas Tech	82	Series Tied, 41-41	W1	24-10	11-24	6-7	N - W, 93-86 (12/13/25) @ Dallas
Winthrop	2	Arkansas Leads, 2-0	W2	1-0	0-0	1-0	H - W, 83-84 (11/18/25)

SOUTHEASTERN CONFERENCE

School	Gms	Series Record	Strk	H	A	N	Last Meeting
Alabama	70	Arkansas Leads, 36-34	L5	20-8	8-24	8-2	H - L, 84-81 (02/08/25)
• SEC Only	60	Arkansas Trails, 29-31		20-8	8-22	1-1	
Auburn	61	Arkansas Leads, 38-23	L2	23-6	13-16	2-1	A - L, 60-67 (02/19/25)
• SEC Only	60	Arkansas Leads, 38-22		23-6	13-16	2-0	
Florida	43	Arkansas Trails, 15-28	L2	10-8	3-15	2-5	H - L, 71-63 (01/11/25)
• SEC Only	SAME						
Georgia	45	Arkansas Leads, 28-17	W2	15-3	6-11	6-3	H - W, 68-65 (01/23/25)
• SEC Only	SAME						
Kentucky	51	Arkansas Trails, 15-36	W1	8-10	6-16	1-10	A - W, 89-79 (01/01/25)
• SEC Only	46	Arkansas Trails, 18-32		8-10	6-14	1-8	
LSU	81	Arkansas Leads, 44-37	W1	25-8	13-22	6-7	H - W, 70-58 (01/12/25)
• SEC Only	72	Arkansas Leads, 40-32		24-8	12--21	3-3	
Ole Miss	89	Arkansas Leads, 53-36	W1	18-12	11-21	24-3	A - W, 94-87 (01/08/26)
• SEC Only	62	Arkansas Leads. 31-31		18-11	11-19	1-1	
Mississippi State	70	Arkansas Leads, 36-34	W1	24-9	7-24	5-1	H - W, 93-92 (03/08/25)
• SEC Only	61	Arkansas Leads, 31-30		23-8	6-22	2-0	
Missouri	64	Arkansas Leads, 36-28	W1	20-10	13-18	2-0	H - W, 92-85 (02/22/25)
• SEC Only	27	Arkansas Leads, 17-10		10-2	5-8	1-0	
Oklahoma	32	Arkansas Leads, 17-15	L2	8-5	3-8	6-2	H - L, 65-62 (01/25/25)
• SEC Only	1	Arkansas Trails, 0-1		0-1	0-0	0-0	
South Carolina	42	Arkansas Leads, 24-18	W1	12-6	8-9	4-3	N - W, 72-68 (03/12/25)
• SEC Only	SAME						
Tennessee	50	Arkansas Trails, 23-27	W1	13-5	4-17	6-5	H - W, 86-75 (01/03/26)
• SEC Only	46	Arkansas Trails, 20-26		13-5	4-17	3-4	
Texas	157	Arkansas Leads, 89-68	W2	47-22	28-42	14-4	H - W, 86-81 (OT) (02/27/25)
• SEC Only	2	Arkansas Leads 2-0		1-0	1-0	0-0	- - -
Texas A&M	170	Arkansas Leads, 108-62	L1	62-15	39-41	7-6	A - I, 69-61 (02/15/25)
• SEC Only	24	Arkansas Leads 13-11		10-1	3-8	0-2	
Vanderbilt	45	Arkansas Leads, 29-15	W1	16-5	9-9	5-1	A - W, 90-77 (03/04/24)
• SEC Only	43	Arkansas Leads 29-14		15-5	9-8	5-1	

AT THE SEC TOURNEY

Overall: 32-32

1st Rd:.....6-10
2nd Rd:.....2-4
Quarterfinal: 16-3
Semifinal:.....7-9
Final:.....1-6

RECORD BY OPPONENT

Opponent	Record	Last Meeting
Alabama	1-1	1995, W, 69-58 (Semi)
Auburn	2-0	2023, W, 76-73 (2nd)
Florida	2-5	2019, L, 66-50 (2nd)
Georgia	6-3	2015, W, 60-49 (Semi)
Kentucky	1-9	2017, L, 82-65 (Final)
LSU	3-3	2022, W, 79-67 (Semi)
Ole Miss	1-1	2025, L, 83-80 (2nd)
Mississippi State	2-0	2007, W, 81-72 (Semi)
Missouri	1-0	2021, W, 70-64 (Quart)
Oklahoma	--	
South Carolina	4-3	2025, W,72-68 (1st)
Tennessee	3-4	2018, L, 84-66 (Semi)
Texas	--	
Texas A&M	0-2	2023, L, 67-61 (Quart)
Vanderbilt	6-1	2024, W, 90-85 OT (1st)

AT THE NCAA TOURNEY (37 BERTHS/36 APP)

Overall: 52-36

1st Rd: 20-8
2nd Rd: 13-10
Sweet 16:.....8-7
Elite 8: 6-5
Final Four: 2-4
Championship: 1-1
- Regional/Final Consolations: 2-1

RECORD BY OPPONENT

Opponent	Record	Last Meeting
Alabama	1-0	1991, W, 93-70 (Sweet 16)
Arizona	1-0	1994, W, 91-82 (Final 4)
Arizona State	1-0	1991, W, 97-90 (2nd)
Baylor	0-1	2021, L, 81-72 (Elite 8)
Bucknell	0-1	2006, L, 59-55 (1st)
Butler	0-1	2018, L, 79-62 (1st)
Cal St-Fullerton	1-0	1979, W, 61-58 (Elite 8)
Cincinnati	0-1	1958, L, 97-62 (Final 4 con)
Colgate	1-0	2021, W, 85-68 (1st)
Connecticut	0-1	2023, L, 88-65 (Sweet 16)
Dayton	1-0	1990, W, 86-84 (2nd)
Duke	1-2	2022, L, 78-69 (Elite 8)
Georgetown	1-1	2001, L, 63-61 (1st)
Georgia State	1-0	1991, W, 117-76 (1st)
Gonzaga	1-0	2022, W, 74-68 (Sweet 16)
Holy Cross	1-0	1993, W, 94-64 (1st)
Illinois	1-0	2023, W, 73-74 (1st)
Indiana	1-0	2008, W, 86-72 (1st)
Indiana State	0-1	1979, L, 73-71 (Elite 8)
Iowa	1-1	1999, L, 82-72 (2nd)
Kansas	2-1	2025, W, 79-72 (1st)
Kansas State	0-2	1982, L, 65-64 (2nd)
Kentucky	0-1	1979, L, 64-59 (Final 4)
LSU	0-1	1981, L, 75-56 (Sweet 16)
Louisville	2-2	1989, L, 93-74 (2nd)
Loyola Marymount	1-0	1989, W, 120-101 (1st)
Marquette	1-0	1996, W, 65-56 (2nd)
UMass	0-1	1996, L, 79-63 (Sweet 16)
Memphis	1-1	1995, W, 96-91 OT (Sweet 16)
Mercer	1-0	1981, W, 73-67 (1st)
Miami (Fla.)	0-1	2000, L, 75-71 (1st)
Michigan	1-0	1994, W, 76-68 (Elite 8)
Murray State	1-0	1992, W, 80-60 (1st)
Nebraska	1-0	1998. W, 74-65 (1st)
New Mexico State	1-0	2022, W, 53-48 (2nd)
Notre Dame	1-0	1979, W, 71-69 (Final 4)
North Carolina	2-4	2017, L, 72-65 (2nd)
N.C. A&T	1-0	1994, W, 94-79 (1st)
Oklahoma State	0-2	1958. L, 65-4 (Sweet 16)
Oral Roberts	1-0	2021, W, 72-70 (Sweet 16)
Oregon	1-0	1945, W, 79-76 (Elite 8)
Oregon State	0-1	1949, L, 56-38 (Elite 8)
Penn State	1-0	1996, W, 86-80 (1st)
Princeton	1-0	1990, W, 68-64 (1st)
Purdue	1-0	1983, W, 78-68 (2nd)
St. John's	2-1	2025, W, 79-66 (2nd)
Seton Hall	1-0	2017, W, 77-71 (1st)
Siena	1-0	1999, W, 94-80 (1st)
Southern Cal	0-1	2007, L, 77-60 (1st)
Syracuse	1-0	1995, W, 96-94 OT (2nd)
Texas	1-0	1990, W, 88-85 (Elite 8)
Texas Southern	1-0	1995, W, 79-78 (1st)
Texas Tech	1-1	2025, L, 85-83 OT (Sweet 16)
Tulsa	1-0	1994, W, 103-84 (Sweet 16)
UCLA	1-1	1995, L, 89-78 (Final)
Utah	0-1	1998, L, 69-65 (2nd)
Vermont	1-0	2022, W, 75-71 (1st)
Villanova	0-1	1988, L, 82-74 (1st)
Virginia	1-1	1995, W, 68-61 (Elite 8)
Wake Forest	0-1	1977, L, 86-80 (1st)
Washington State	0-1	1941. L, 64-53 (Final 4)
Weber State	2-0	1980, W, 74-63 (2nd)
Wofford	1-0	2015, W, 56-53 (2nd*)
Wyoming	2-0	1949, W, 61-48 (Reg con)

#PR HOGS

45 NBA Draft Selections

16 All-Star Game Appearances

15 First Round Draft Picks

ANTHONY BLACK
- 3rd Year in NBA
- T2nd Highest Hog NBA Pick
- 2023 - 1st RD/6th overall

DANIEL GAFFORD
- 7th Year in NBA
- 2019 - 2nd RD/38th overall

ISAIAH JOE
- 6th Year in NBA
- 2025 -- NBA Champion
- 2020 - 2nd RD/49th overall

MOSES MOODY
- 5th Year in NBA
- 1st Hog to be "1 & Done"
- 2021 - 1st RD/14th Pick
- 2022 NBA Champion

BOBBY PORTIS
- 11th Year in NBA
- 2021 NBA Champion
- 2015 - 1st RD/22nd overall
- 2023 Team USA Member

NICK SMITH JR.
- 3rd Year in NBA
- 2023 - 1st RD/27th overall

ADOU THIERO
- 1st Year in NBA
- 2025 - 2nd RD/36th overall

JORDAN WALSH
- 3rd Year in NBA
- 2023 - 2nd RD/38th overall
- 2024 NBA Champion

JAYLIN WILLIAMS
- 4th Year in NBA
- 2025 NBA Champion
- 2022 - 2nd RD/34th overall

NO SCHOOL HAS PRODUCED MORE NBA CHAMPIONS SINCE 2021 THAN ARKANSAS (5)

Bobby Portis (Bucks • '21) Moses Moody (Warriors • '22)
Jordan Walsh (Celtics • 24) Isaiah Joe (Thunder • '25)
Jaylin Williams (Thunder • '25)

14 All-Defensive Team Honors

9 NBA Champions

7 All-NBA Selections

PROHOGS AROUND THE WORLD

Adrio Bailey	Sigal Prishtina (Kosovo)
Jaylen Barford	Reggio Emilia (Italy)
Patrick Beverley	Hapoel Shlomo Tel-Aviv (Israel)
Coty Clarke	Shimane Susanoo Magic (Japan)
Ricky Council IV	Rio Grande Vipers (G League)
Jeantal Cylla	Hubei (China)
Jeremiah Davenport	Tamis PN (Serbia)
El Ellis	Karditsas (Greece)
Jalen Graham	Jahorina (Bosnia)
Dusty Hannahs	Hapoel Eilat (Israel)
Delvon Johnson	Usti n/Labem (Czech Republic)
Joe Johnson	Detroit Amps (USA BIG3)
Mason Jones	Perth Wildcats (Austrailia)
Willy Kouassi	Al Khewaildia (Saudi Arabia)
Chris Lykes	Spirou Basket Charleroi (Belgium)
Daryl Macon	Maroussi (Greece)
Rashad Madden	Lefkadas (Greece)
Makhi Mitchell	Maine Celtics (G League)
JD Notae	Trapani (Italy)
Michael Qualls	Borneo (Indonesia)
Justin Smith	Hapoel Bank Yahav (Israel)
Jalen Tate	Hapoel Be'er Sheva (Israel)
Charles Thomas	Regatas (Argentina)
Dustin Thomas	Haremspor (Turkey)
Au'Diese Toney	Constanta (Romainia)
Stanley Umude	Austin Spurs (G League)
Trey Wade	DEAC (Hungary)
Sonny Weems	Shenzhen Leopards (China)



JOHN CALIPARI

ARKANSAS HEAD COACH

Clarion, 1982

- **2015 NAISMITH BASKETBALL HALL OF FAME INDUCTEE**
- **5x NCAA NATIONAL COACH OF THE YEAR** ('96, '08, '09, '10, '15)
  - *^ 3x Naismith (1996, 2008, 2015)*
  - *^ 3x NABC (1996, 2009, 2015)*
  - *^ 2x Basketball Times (1996, 2015)*
  - *^ 2x Adolph Rupp Cup (2010, 2015)*
  - *^ AP (2015)*
  - *^ Jim Phelan (2009)*
  - *^ Sports Illustrated (2009)*
- 4x SEC Coach of the Year (2010, 2012, 2015, 2020)
- 3x C-USA Coach of the Year (2006, 2008, 2009)
- 3x A10 Coach of the Year (1993, 1994, 1996)

ON-COURT SUCCESS

A "players-first" coach whose biggest goal is helping people reach their dreams, John Calipari, a Naismith Memorial Basketball Hall of Famer, is fast approaching 900 career wins while guiding six teams to the Final Four and helping 62 players earn selection in the NBA Draft during his 33-year college coaching career with his pros amassing over $5.8 billion in contracts.

Calipari took UMass to the Final Four in 1996, guided Memphis to the National Championship game in 2008 and led Kentucky to four Final Fours - including the 2012 National Championship and a runner-up finish in 2014 - to become **only the second coach in NCAA history to lead three different schools to the Final Four.** He has racked up 24 NCAA Tournament appearances and numerous National Coach of the Year honors.

In his first year at Arkansas, Calipari led the Razorbacks to a Sweet 16 appearance, his 16th as a head coach, and **became just the third coach in NCAA history to take four programs to the Sweet 16**. Also, after beating Kansas and St. John's to reach the 2025 Sweet 16, Calipari pushed his NCAA Tournament wins total to 59, tying for sixth all-time.

At every collegiate stop, Calipari's career has been successful throughout, but his 10-year stretch at Kentucky (2009-19) was among the best decades in NCAA history, reaching four Final Fours (with a 2012 championship and 2014 national runner-up), seven Elite 8 berths and nine trips to the Sweet 16.

The 2015 campaign was highlighted by Coach Cal directing the first-ever college basketball team to own a 38-0 record (before falling in the Final Four) and became one of just three coaches to make four Final Fours in a five-year span. At the end of that 2015 season, Calipari became the 96th coach to join the Naismith Memorial Basketball Hall of Fame.

Coach Cal has **led three teams to an NCAA-record 38 wins on the court in a season** (once at Memphis and twice at Kentucky), led the NCAA in wins six times (at least once at UMass, Memphis and Kentucky) and tallied 30, 20-win seasons (including 11 30-win campaigns). With his sustained success, Coach Cal received the John R. Wooden Award Legends of Coaching honor in 2024.

While building a program out of obscurity at UMass and returning Memphis and Kentucky to national contenders, he has totaled the second-most wins in NCAA history in the first 20 years of a college coaching career.

PLAYER SUCCESS

In his goal to lead a players-first program, he has helped **77 players realize their dreams by being drafted or playing in the NBA**. Calipari's NBA players have **amassed over $5.8 billion in contracts**, which does not include endorsements nor players that have played overseas. He has had four No. 1 overall picks, tying for most overall, among his **62 players drafted and 43 first-round picks**, both ranking second-most all-time. In 2010, he had a record five first-round draft picks. Two years later, six of his players heard their names called at the 2012 draft, the most in the two-round draft era. Then in 2015, Cal would have six picks again, including a record-tying four lottery selections.

Calipari's players have entered the league NBA-ready. His players have garnered 43 All-Star selections, including a record-breaking seven in 2024, with Anthony Davis winning the game's MVP honor in 2017. **Derrick Rose was named NBA MVP in 2011 and Shai Gilgeous-Alexander was voted NBA MVP in 2025 to make Cal just the third person to coach two NBA MVPs in college** (with John Wooden and Dean Smith). Nine of his players have been tabbed All-NBA (a combined 21 times), three have been named NBA Rookie of the Year and 18 players have made the NBA All-Rookie teams. **He is the only coach in history to have a player win each of the NBA's major honors: MVP (twice), Rookie of the Year, Most Improved Player, Sixth Man of the Year and Clutch Player of the Year**.

Much like he did at UMass, where his players graduated at nearly 80%, Calipari has stressed academics. Seventeen of his last 20 seniors at Memphis earned their bachelor's degrees, and all 31 players at UK who were eligible to graduate by the end of their senior years walked away with a diploma in hand, including five players who earned their degree in just three years. Calipari's teams routinely have posted a combined team grade-point average of 3.0 or better.

COMMUNITY SUCCESS

Calipari has raised millions of dollars to help the lives of those in need. He has had a particular passion to assist those impacted by natural disasters. For instance, in 2010, he used a telethon to raise more than $1 million for victims of the devastating earthquake in Haiti. He followed that up with telethons in 2012, raising $1 million for victims of Superstorm Sandy, in 2017 for victims of Hurricane Harvey, played a leading role in the "Kentucky United" efforts that generated more than $5 million for victims of devastating tornadoes in Western Kentucky in 2021, and raised nearly $4 million with the Kentucky Flood Relief Telethon and open practice at Rupp Arena in 2022. In his second month on the job at Arkansas, Cal helped with cleanup efforts after tornadoes hit the state. He has continued the Suits & Sneakers Gala in NW Arkansas and continued his tradition of helping families at Christmas with food, presents and paying for rent.

Calipari launched his **THE CALIPARI FOUNDATION** in 2012 and has worked with several key partners to donate more than $1.5 million, a figure that does not include matching funds that have been contributed from individuals and corporations. In 2013, Calipari initiated hosting an annual alumni weekend around his basketball fantasy experience with the intent to raise money for charity. After generating $350,000 for selected organizations and charities during the inaugural game, the weekend has generated millions of dollars for charity since its inception.

In 2019, when federal workers were without pay due to a government shutdown, he, his wife and his foundation assisted workers with financial help and grocery gift cards. He and his wife, Ellen, teamed up with Fayette County Public Schools to help families in need during the COVID-19 pandemic.

Additional efforts include spearheading the creation of the **JOHN McLENDON MINORITY LEADERSHIP INITIATIVE**, a nationwide coach-driven initiative to provide minorities a jump-start to their careers through practical experiences, opportunities to build their network and instilling the values of John McLendon: integrity, education, leadership and mentorship. Participants in the initiative will be known as MLI Future Leaders.

He was awarded the Jefferson Award for Outstanding Public Service in Sports by Multiplying Good in 2022. For more than 50 years, Multiplying Good has honored those who put others first. Those receiving the Jefferson Award are empowered to do more, while their stories of extraordinary public service inspire others to action. It is an award that underscores impact. He earned the Race Amity Medal of Honor in 2023.

OTHER SUCCESS

In 2017, Coach Cal was named the head coach of the 2017 USA Basketball Men's U19 World Cup Team, which finished third at the 2017 FIBA U19 World Cup in Cairo. Also, he won gold as head coach of the 2012Dominican Republic team at the Centrobasket Championship.

Author of five books, including the New York Times Best Seller "Players First: Coaching from the Inside Out," Calipari is a master of communication and maximizing talent. He lives by the motto that "**it's never a matter of how far you have fallen, but instead it's about how high you bounce back**."

CALIPARI COMPOSITE COACHING RECORD

			Overall	Conf.
COLLEGIATE		**34th Year**	**889-280**	**416-141**
UMass	1988-96	8 years	193-71	91-41
Memphis	2000-09	9 years	252-69	117-25
Kentucky	2009-24	15 years	410-123	198-65
ARKANSAS	**2024-pres.**	**2nd year**	**34-17**	**10-10**
PROFESSIONAL		**3 Years**	**72-112**	
New Jersey	1996-99	3 years	72-112	
INTERNATIONAL		**3 Years**	**20-8**	
Dominican Republic	2011-12	2 years	15-7	
USA U-19	2017	1 year	5-1	

CALIPARI FILE

QUICK FACTS

Born: February 10, 1959
Hometown: Moon Township, Pa. (Moon Area HS, 1978)
Collegiate Career: UNC Wilmington (1978-80); Clarion (1980-82)
Alma Mater: Clarion State, 1982 (Business Marketing)
Family: Wife: Ellen. Children: Erin, Megan, Brad

COACHING CAREER

1982-85 Kansas (Associate Assistant Coach)
1985-88 Pittsburgh (Assistant Coach)
1988-96 UMass (Head Coach)
1996-99 New Jersey Nets (Head Coach & Exec. VP of BB Ops)
1999-00 Philadelphia 76ers (Assistant Coach)
2000-09 Memphis (Head Coach)
2000-24 Kentucky (Head Coach)
2024-pres. Arkansas (Head Coach)

COACHING AWARDS

2024 NABC John R. Wooden Award "Legends of Coaching"
President of the NABC Board of Directors (2024-25)
2023 Race Amity Medal of Honor
2022 Jefferson Award for Outstanding Public Service in Sports
2022 Conference USA Hall of Fame
2021 NABC Guardians of the Game Pillar Award - Inclusion
NABC District 20 Coach of the Year
USBWA District IV Coach of the Year
2020 SEC Coach of the Year (Coaches)
2019 The Sporting News Coach of the Decade
2018 Naismith Hall of Fame 'Service Above Self' Honoree
NABC Metropolitan Award
2015 Naismith Memorial Basketball Hall of Fame Inductee
AP National Coach of the Year
Naismith National Coach of the Year
NABC National Coach of the Year
The Sporting News National Coach of the Year
Adolph Rupp National Coach of the Year
Basketball Times National Coach of the Year
SEC Coach of the Year (AP/Coaches)
USBWA District IV Coach of the Year
2012 Nell & John Wooden Coach of the Year Leadership Award
Naismith National Coach of the Year Finalist
SEC Coach of the Year (AP/Coaches)
2010 Adolph Rupp National Coach of the Year
Naismith National Coach of the Year Finalist
SEC Coach of the Year (AP)
Sporting News SEC Coach of the Year
Yahoo! Sports SEC Coach of the Year
USBWA District IV Coach of the Year
2009 NABC National Co-Coach of the Year
Sports Illustrated National Coach of the Year
Phelan National Coach of the Year
Iba National Coach of the Year Finalist
C-USA Coach of the Year
2008 Naismith National Coach of the Year
C-USA Coach of the Year
Iba National Coach of the Year Finalist
Phelan National Coach of the Year Finalist
2007 Phelan National Coach of the Year Finalist
USBWA District IV Coach of the Year
Basketball Times South Region Coach of the Year
2006 C-USA Coach of the Year
2004 NABC District 7 Coach of the Year
1996 Naismith National Coach of the Year
NABC National Coach of the Year
The Sporting News National Coach of the Year
Basketball Times National Coach of the Year
Atlantic 10 Coach of the Year
1995 Naismith National Coach of the Year Finalist
1994 Naismith National Coach of the Year Finalist
Atlantic 10 Coach of the Year
1993 USBWA District I Coach of the Year
Atlantic 10 Coach of the Year
1992 Eastern Basketball Coach of the Year

ALL-TIME ON-COURT WINS AS HEAD COACH AT NCAA DI PROGRAMS ONLY

1.	Mike Krzyzewski	1,202
2.	Jim Boeheim	1,116
3.	Roy Williams	903
4.	Bob Knight	902
5.	**Rick Pitino (active)**	**895**
6.	**JOHN CALIPARI (active)**	**889**
7.	Dean Smith	879
8.	Jim Calhoun	877
9.	Adolph Rupp	876
10.	Bob Huggins	864
11.	**Rick Barnes (active)**	**847**
12.	**Bill Self (active)**	**841**
13.	Cliff Ellis	833
14.	Jim Phelan	830

ACTIVE BEST ON-COURT WINNING PCT.

NCAA Division I (min. 10 yrs coaching at DI level)

1.	Mark Few	757-153	.832	27th yr
2.	Bill Self	841-265	.7606	33rd yr
3.	**JOHN CALIPARI**	**888-280**	**.7605**	**34th yr**
4.	Rick Pitino	894-316	.739	38th yr
5.	Randy Bennett	577-224	.720	25th yr
6.	Tom Izzo	750-304	.712	31st yr
7.	Chris Jans	216-89	.708	10th yr
8.	Grant McCasland	273-113	.707	12th yr
9.	Will Wade	257-110	.700	12th yr
10.	Thad Matta	496-213	.700	20th yr

CALIPARI BY YEAR

Year	School	Conference Reg Season	Conference Tourney	Postseason	Final Rank AP/Coach
1988-89	UMass	8th		--	--
1989-90	UMass	6th	**Won**	NIT 1st Rd	--
1990-91	UMass	T-3rd		NIT Final Four (4th)	--
1991-92	UMass	**1st**	**Won**	**NCAA SWEET 16**	17 / 21
1992-93	UMass	**1st**	**Won**	NCAA Rd of 32	14 / 22
1993-94	UMass	**1st**	**Won**	NCAA Rd of 32	8 / 15
1994-95	UMass	**1st**	**Won**	**NCAA ELITE 8**	7 / 7
1995-96	UMass	**1st**	**Won**	**NCAA FINAL FOUR**	1 / 1
2000-01	Memphis	2nd (National)		NIT Final Four (3rd)	--
2001-02	Memphis	**1st** (National)		**NIT Champion**	--
2002-03	Memphis	**1st** (National)		NCAA Rd of 64	19 / --
2003-04	Memphis	T-**1st**		NCAA Rd of 32	24 / --
2004-05	Memphis	T-6th		NIT Final Four	--
2005-06	Memphis	**1st**	**Won**	**NCAA ELITE 8**	4 / 6
2006-07	Memphis	**1st**	**Won**	**NCAA ELITE 8**	5 / 7
2007-08	Memphis	**1st**	**Won**	**NCAA RUNNER-UP**	2 / 2
2008-09	Memphis	**1st**	**Won**	**NCAA SWEET 16**	3 / 9
2009-10	Kentucky	**1st** (East)	**Won**	**NCAA ELITE 8**	2 / 5
2010-11	Kentucky	2nd (East)	**Won**	**NCAA FINAL FOUR**	11 / 3
2011-12	Kentucky	**1st**		**NCAA CHAMPION**	**1 / 1**
2012-13	Kentucky	T-2nd		NIT First Rd	--
2013-14	Kentucky	T-2nd		**NCAA RUNNER-UP**	-- / 2
2014-15	Kentucky	**1st**	**Won**	**NCAA FINAL FOUR**	**1** / 3
2015-16	Kentucky	T-**1st**	**Won**	NCAA Rd of 32	10 / 16
2016-17	Kentucky	**1st**	**Won**	**NCAA ELITE 8**	6 / 5
2017-18	Kentucky	T-4th	**Won**	**NCAA SWEET 16**	18 / 17
2018-19	Kentucky	T-2nd		**NCAA ELITE 8**	7 / 7
2019-20	Kentucky	**1st**	*• SEC & NCAA Postseason Canceled •*		8 / 7
2020-21	Kentucky	8th		--	--
2021-22	Kentucky	T-2nd		NCAA Rd of 64	7 / 16
2022-23	Kentucky	3rd		NCAA Rd of 32	RV / RV
2023-24	Kentucky	T-2nd		NCAA Rd of 64	20 / 19
2024-25	Arkansas	T-9th		**NCAA SWEET 16**	20 / 25
2025-26	Arkansas				

- **1 NCAA National Championship**
- **1 NIT Championship** *(4 total NIT Final Fours)*
- **3 NCAA National Title Games**
- **6 Final Fours**
- **12 NCAA Elite 8's**
- **16 NCAA Sweet 16's**
- **15 Conference Tournaments Titles Won**
- **18 Regular Season Conference Titles Won or Shared**
- **24 NCAA Tournament Berths**
- **30 Combined NCAA and NIT Berths**
- **30 20-win seasons**
- **59 Wins in Conference Tourneys (59-17 – 77.6%)**
- **59 Wins in the NCAA Tourney (59-23 – 72.0%)**
- **133 Postseason Wins (133-46 – 74.6%)** – Including Conference Tourneys, NIT and NCAA
- **177 Wins (all games) in March/April (177-63 – 73.8%)**

CAREER	34th YR	OVERALL	H	A	N	CONF.	H	A
• UMASS	8 YRS	193-71	86-14	54-42	53-15	91-41	54-11	37-30
• UM	9 YRS	252-69	153-19	69-28	30-22	117-25	63-8	54-17
• UK	15 YRS	410-123	234-25	92-61	84-37	198-65	115-16	83-49
• ARK	**2nd YR**	**34-17**	**22-4**	**5-7**	**7-6**	**10-10**	**6-4**	**4-6**

DID YOU KNOW...

- Calipari's collegiate players have earned:
  - ^ 4 National Players of the Year (3 UK, 1 UMass)
  - ^ 2 National Freshmen of the Year (1 UK, 1 MEM)
  - ^ 12 Conference Players of the Year (6 UK, 3 MEM, 3 UMass)
  - ^ 20 Conference Frosh/Newcomers of the Year (12 UK, 6 MEM, 2 UMass)
  - ^ 25 All-American Honors (14 UK, 8 MEM, 3 UMass)
  - ^ 80 All-Conference Selections (36 UK, 22 MEM, 22 UMass)
- Calipari has won an NCAA single-season record 38 games three times in his career ... Memphis in '08, UK in '12 and UK in '15. Also, his 35 wins at UMass in '96 led the NCAA and are a UMass record.
- Calipari's teams have led the NCAA in wins six times.
  - ^ 38 – '08 (MEM) • '12 (UK) • '15 (UK)
  - ^ 35 – '10 (UK) • '96 (UMass)
  - ^ 33 – '06 (MEM)
- Calipari is the winningest coach in NCAA Division I history for a five-year span with 173 victories from 2008-12.
- Calipari is the first coach in NCAA Division I history to record five straight 30-win seasons.
- Calipari is one of only two coaches (Rick Pitino) to lead three different schools to a Final Four.
- Calipari is one of three coaches (Eddie Sutton and Lon Krueger) to lead four different schools to the Sweet 16.
- Calipari has advanced to the Sweet 16 in 13 of the last 19 NCAA Tournaments played and on to the Elite Eight 10 times.
- Calipari is one of only three coaches (John Wooden and Mike Kzryzewski) to go to four Final Fours in a five-season span.
- **Calipari is one of two coaches to have three teams listed on The Athletics' 25 best college basketball teams from 2000-25** (7/16/25). **HE IS THE ONLY COACH** to have two teams among the top five and **the only coach to lead two different programs on the list** – Memphis 2007-08 at #20, Kentucky 2014-15 at #4 and Kentucky 2011-12 at #2.
- Calipari had more wins in a 10-year period than any other coach in college basketball history with 327 from 2006-15.
- Calipari was the fourth-fastest coach to 800 on-court wins, doing so in 1,037 games. Only Adolph Rupp (972 games), Roy Williams (1,012 games) and Dean Smith (1,029 games) did it faster.
- Calipari's 31 combined regular season and tournament league titles trail only Mark Few (41) of Gonzaga for most among active coaches.
- Calipari's 59 NCAA Tournament wins are tied for the most by active coaches (Tom Izzo) and tied for fifth-most all-time.
- Calipari has helped 62 players earn selection in the NBA Draft, including 43 first-round picks, and has had at least one player selected in 18 straight years, with 11 times having three players drafted, including five times with at least four. He ranks third all-time with his 62 NBA picks (Coach K had 74 and Dean Smith 65) while Cal's 62 1st & 2nd Rd picks are second-most all-time (Coach K's 66) as are his 43 1st rounders (Coach K's 46). Only Dean Smith has a longer streak of consecutive years of having a player drafted at 23 years.
- In his career, his players have won each of the six NBA major awards:
  - ^ 2 NBA Players of the Year
  - ^ 1 NBA Defensive Player of the Year
  - ^ 1 NBA Sixth Man of the Year
  - ^ 2 NBA Most Improved Players
  - ^ 3 NBA Rookies of the Year
- Calipari had seven players on 2024 Olympic rosters, the most by any coach.
  - ^ USA (3): Bam Adebayo, Anthony Davis and Devin Booker
  - ^ CANADA (3): Shai Gilgeous-Alexander, Jamal Murray and Trey Lyles
  - ^ SOUTH SUDAN (1): Wenyen Gabriel

All-Time Calipari Draft Picks

62 PLAYERS (43 1st Rd • 19 2nd Rd)

$ - 29 NBA Lottery Picks

Player (School)		Year	Rd (Overall)
Lou Roe (UMass)		1995	Second (30)
Marcus Camby (UMASS)	$	1996	First (2)
• UMASS	**2 Players**		**1 1st Rd • 1 2nd Rd**
Dajuan Wagner (MEM)	$	2002	First (6)
Antonio Burks (MEM)		2004	Second (36)
Rodney Carney (MEM)		2006	First (16)
Shawne Williams (MEM)		2006	First (17)
DERRICK ROSE (MEM)	**$**	**2008**	**FIRST (1)**
Joey Dorsey (MEM)		2008	Second (33)
Chris Douglas-Roberts (MEM)		2008	Second (40)
Tyreke Evans (MEM)	$	2009	First (4)
Robert Dozier (MEM)		2009	Second (60)
• MEMPHIS	**9 Players**		**5 1st Rd • 4 2nd Rd**
JOHN WALL (UK)	**$**	**2010**	**FIRST (1)**
DeMarcus Cousins (UK)	$	2010	First (5)
Patrick Patterson (UK)	$	2010	First (14)
Eric Bledsoe (UK)		2010	First (18)
Daniel Orton (UK)		2010	First (29)
Enes Kanter (UK)	$	2011	First (3)
Brandon Knight (UK)	$	2011	First (8)
Josh Harrellson (UK)		2011	Second (45)
DeAndre Liggins (UK)		2011	Second (53)
ANTHONY DAVIS (UK)	**$**	**2012**	**FIRST (1)**
Michael Kidd-Gilchrist (UK)	$	2012	First (2)
Terrence Jones (UK)		2012	First (18)
Marquis Teague (UK)		2012	First (29)
Doron Lamb (UK)		2012	Second (42)
Darius Miller (UK)		2012	Second (46
Nerlens Noel (UK)	$	2013	First (6)
Archie Goodwin (UK)		2013	First (29)
Julius Randle (UK)	$	2014	First (7)
James Young (UK)		2014	First (17)
KARL-ANTHONY TOWNS (UK)	**$**	**2015**	**FIRST (1)**
Willie Cauley-Stein (UK)	$	2015	First (6)
Trey Lyles (UK)	$	2015	First (12)
Devin Booker (UK)	$	2015	First (13)
Andrew Harrison (UK)		2015	Second (44)
Dakari Johnson (UK)		2015	Second (48)
Jamal Murray (UK)	$	2016	First (7)
Skal Labissière (UK)		2016	First (28)
Tyler Ulis (UK)		2016	Second (34)
De'Aaron Fox (UK)	$	2017	First (5)
Malik Monk (UK)	$	2017	First (11)
Bam Adebayo (UK)	$	2017	First (14)
Kevin Knox (UK)	$	2018	First (9)
Shai Gilgeous-Alexander (UK)	$	2018	First (11)
Jarred Vanderbilt (UK)		2018	Second (41)
Hamidou Diallo (UK)		2018	Second (45)
PJ Washington (UK)	$	2019	First (12)
Tyler Herro (UK)	$	2019	First (13)
Keldon Johnson (UK)		2019	First (29)
Tyrese Maxey (UK)		2020	First (21)
Immanuel Quickley (UK)		2020	First (25)
Nick Richards (UK)		2020	Second (42)
Isaiah Jackson (UK)		2021	First (22)
Brandon Boston Jr. (UK)		2021	Second (51)
Shaedon Sharpe (UK)	$	2022	First (7)
TyTy Washington Jr. (UK)		2022	First (29)
Cason Wallace (UK)	$	2023	First (10)
Chris Livingston (UK)		2023	Second (58)
Reed Sheppard (UK)	$	2024	First (3)
Rob Dillingham (UK)	$	2024	First (8)
Antonio Reeves (UK)		2024	Second (47)
• KENTUCKY	**50 Players**		**37 1st Rd • 13 2nd Rd**
Adou Thiero (ARK)		2025	Second (36)
• ARKANSAS	**1 Player**		**0 1st Rd • 1 2nd Rd**

Calipari 4th Fastest to 800 Career Victories; Nearing 900

With Kentucky's overtime win over Mississippi State on Jan. 25, 2022, John Calipari reached 800 on-court wins, all at the Division I level. At the time he was one of just 22 coaches, regardless of NCAA level of classification, to reach that barrier. Overall, only 16 coaches have done it with at least 10 seasons at the Division I level.

Calipari was the fourth-fastest coach to 800 on-court wins at 1,037 games. Only Adolph Rupp (972 games), Roy Williams (1,012 games) and Dean Smith (1,029 games) did it faster.

Calipari is nearing his 900h career win and he is on pace to reach that plateau as potentially the second-fastest coach in D-I history to do so, trailing Roy Williams (1,161 games) and possibly beating Mike Krzyzewski at 1,183 games.

Although Calipari is still climbing the charts, he is doing it nearly as fast as anyone else in NCAA history. When he defeated Mississippi State on Jan. 17, 2024, Calipari became the third-fastest active head coach to 400 wins at a single program, trailing only Bill Self (Kansas - 484) and Mark Few (Gonzaga - 499). Overall, Calipari needed just 516 games to reach 400 wins while at UK to rank the eighth fastest in Division I history.

FASTEST TO 800 D-I WINS	Gms
1. Adolph Rupp	972
2. Roy Williams	1,012
3. Dean Smith	1,029
4. JOHN CALIPARI (active)	**1,037**

FASTEST TO 900 D-I WINS		Gms
1. Roy Williams		1,161
2. Mike Krzyzewski		1,183
3. Jim Boeheim		1,251
4. Bob Knight		1,269
JOHN CALIPARI	**(888 wins)**	**1,168**
Rick Pitino	(894 wins)	1,210

First Ballot Hall of Famer

John Calipari joined basketball's fraternity of legends in **September of 2015 after being elected to the Naismith Memorial Basketball Hall of Fame** on the first ballot. Calipari joined an elite group of basketball players and coaches in the Naismith Hall of Fame, considered to be one of the ultimate honors in the sport.

The Class of 2015 included Calipari, Dick Bevetta, Louie Dampier, Lindsay Gaze, Tom Heinsohn, John Isaacs, Spencer Haywood, Lisa Leslie, Dikembe Mutombo, George Raveling and JoJo White. Calipari was inducted in Springfield, Mass., and nearly 70 of his former players joined him on stage during his acceptance speech.

Coach Cal Immortalized at UMass, Clarion, Conference USA

John Calipari's Hall of Fame rise began at **UMass**, and the school honored his program's breakthrough in the 1990s by unveiling a statue of Calipari on the Amherst campus in September 2021. Calipari was one of four icons synonymous with UMass basketball to earn the honor. Calipari's statue was unveiled next to Marcus Camby, Julius Erving and the late Jack Leaman outside the Mullins Center.

At UMass, Calipari led the Minutemen to a 193-71 on-court record in his eight seasons as head coach from 1989-96. His .731 career winning percentage remains the best in school history. Calipari led UMass to five straight NCAA Tournament appearances from 1992 to 1996 after UMass had gone to the NCAAs only once in the first 81 years of the program. His Minutemen made the Atlantic 10's first and only Final Four appearance during the 1996 season, during which they went 35-2 overall and spent 10 weeks ranked No. 1 in the nation. Following the 1996 season, Calipari was named National Coach of the Year by the National Association of Basketball Coaches, The Sporting News and Naismith.

Clarion honored Calipari by having a statue erected and naming the basketball court in his honor. Tippin Gymnasium's floor was officially renamed the John V. Calipari Court in September 2021 and is better known as "Coach Cal Court." Calipari started his college playing career at UNC Wilmington before transferring to Clarion in 1981, helping the Golden Eagles reach their first NCAA Division II Tournament in program history that year.

In the summer of 2022, Calipari was enshrined into the **Conference USA** Hall of Fame. Calipari was honored by the league for his impressive tenure as head men's basketball coach at the University of Memphis, where he coached from the 2000-09. Calipari led the Tigers to the 2008 NCAA title game, including an NCAA, single-seasonn record 38 wins. As a result, he earned his second Naismith National Coach of the Year honor, becoming only the second coach to earn the honor multiple times since its inception in 1987. Calipari, the 2009 Sports Illustrated National Coach of the Year, led the Tigers to nine straight 20-win campaigns and nine consecutive postseason appearances, the only Memphis coach to do that. He posted 252 on-court wins – 28.0 wins per season – as the Tigers' head coach, making him the winningest coach in school history. From 2006-08, the Tigers won 104 games, making Calipari the winningest head coach in NCAA Division I history in a three-year span.

A Wooden Award Legend of Coaching

On Oct. 3, 2023, it was announced that John Calipari would receive the J**ohn R. Wooden Award "Legends of Coaching" honor.** On April 12, 2024, the newly named Razorback head basketball coach was on hand for the trophy presentation at the Los Angeles Athletic Club.

The "Legends of Coaching" honor recognizes coaches who exemplify Coach Wooden's high standard of coaching success and personal integrity. The award was adopted by the Wooden Award Steering Committee in 1999. The honorees are selected based on character, success on the court, graduation rate of student-athletes in their basketball program, coaching philosophy, and identification with the goals of the John R. Wooden Award. He will be presented the honor along with the 2024 Wooden Award winners on April 12, 2024.

Chairman of the Wooden Award Steering Committee Sam Lagana said, "Coach John Calipari has been a significant part of the Wooden Award experience, dating back to his first head coaching assignment at UMass. He has supported the Award and stood with his candidates and winners every step of the way. Coach Wooden had an appreciation for Coach Cal that carried through the years and Coach Calipari has demonstrated great reverence for Coach Wooden as both shared a 'players first' mentality, with emphasis on care for the student-athlete and in the value of competitive greatness. John Calipari is a wonderful addition to the fraternity of Wooden Award 'Legends of Coaching' recipients."

Calipari's on-court success is well publicized and culminated with the highest honor in the sport by being inducted into the Naismith Hall of Fame. Off the court, Coach Calipari's impact has been felt in his community and abroad. In 2012, he founded the John Calipari Foundation which has partnered with many organizations, including: Samaritan's Feet, 4 Paws for Ability, One Parent Scholar House and Team Focus. He has partnered with the American Red Cross to raise millions of dollars to help people affected by disasters such as the 2010 Haitian earthquake, 2012 Superstorm Sandy, and the 2022 flooding in Eastern Kentucky. He helped spearhead the creation of the John McLendon Minority Leadership Initiative, a national coach-driven initiative to provide minorities with a jump-start to their careers.

CALIPARI VS. ALL OPPONENTS

Opponent	Overall	at ARK
Abilene Christian	1-0	-
Alabama	**20-8**	**0-1**
Alabama-Birmingham (UAB)	15-3	
Albany	2-0	-
Arizona	1-1	-
Arizona State	2-1	-
Arkansas	***16-9***	**-**
Arkansas-Little Rock	4-0	1-0
Arkansas-Pine Bluff	1-0	-
Arkansas State	4-0	-
Auburn	**15-7**	**0-1**
Austin Peay	6-1	-
Baylor	1-3	0-1
Bellarmine	1-0	-
Belmont	2-0	-
Boise State	1-0	-
Boston	7-1	-
Boston College	2-0	-
Bradley	1-0	-
Bucknell	1-0	-
Buffalo	3-0	-
BYU	1-0	-
Cal State-Northridge	1-0	-
Canisius	1-0	-
Central Arkansas	**2-0**	**2-0**
Central Connecticut State	2-0	-
Central Florida (UCF)	5-0	
Central Michigan	1-0	-
Charlotte	2-3	-
Chattanooga	2-0	-
Christian Brothers	2-0	-
Cincinnati	6-7	-
Cleveland State	4-0	-
Coastal Carolina	1-0	-
Colorado	1-1	-
Colorado State	0-1	-
Columbia	1-0	-
Connecticut	2-5	-
Coppin State	1-0	-
Cornell	1-0	-
Dartmouth	1-0	-
Davidson	1-0	-
Dayton	1-0	-
DePaul	4-2	-
Detroit	1-0	-
Drexel	2-0	-
Duke	**1-4**	**-**
Duquesne	13-4	-
East Carolina	7-0	-
East Tennessee State	4-0	-
Eastern Kentucky	4-0	-
Eastern Michigan	2-0	-
Evansville	0-1	-
Fairfield	1-0	-
Fairleigh Dickinson	1-0	-
Florida	**25-11**	**0-1**
Florida A&M	1-0	-
Florida State	1-1	-
Florida Tech	0-1	-
Fordham	5-0	-
Fort Wayne	1-0	-
Fresno State	**1-0**	**1-0**
Furman	1-0	-
George Mason	1-0	-
George Washington	8-9	-
Georgetown	2-1	-
Georgia	**23-4**	**1-0**
Georgia Tech	2-2	-
Gonzaga	4-2	-
Grand Canyon	1-0	-
Hampton	1-0	-
Hartford	2-0	-
Harvard	2-0	-
High Point	1-0	-
Hofstra	1-0	-
Holy Cross	4-1	-
Houston	**17-3**	**-**
Howard	2-0	-
Illinois	1-2	0-1
Illinois-Chicago (UIC)	1-0	-
Illinois State	2-0	-
Indiana	3-2	-
Iowa	0-1	-
Iowa State	2-0	-
Jackson State	**3-0**	**1-0**
James Madison	**1-0**	**1-0**
Kansas	6-9	1-0
Kansas State	2-2	-
Keene State	1-0	-
Kentucky	**3-4**	**1-0**
La Salle	3-0	-
Lafayette (Pa.)	1-0	-
Lamar	5-0	-
LIU-Brooklyn	1-0	-
Lipscomb	2-0	1-0
Long Beach State	1-0	-
Louisiana State (LSU)	**16-6**	**1-1**
Louisiana Tech	1-1	-
Louisville	**20-8**	**1-0**
Loyola (Md.)	1-0	-
Manhattan	2-0	-
Marist	2-0	-
Marquette	3-1	-
Marshall	7-0	-
Maryland	5-3	-
Maryland-Eastern Shore	1-0	1-0
Massachusetts	1-0	-
Massachusetts-Lowell	2-1	-
Memphis	1-0	-
Miami (Fla.)	2-1	1-0
Miami (Ohio)	2-0	-
Michigan	3-0	1-0
Michigan State	**3-3**	**0-1**
Middle Tennessee	3-0	-
Milwaukee	1-0	-
Mississippi (Ole Miss)	**20-7**	**1-2**
Mississippi State	**21-1**	**1-0**
Mississippi Valley State	1-0	-
Missouri	**13-6**	**2-0**
Monmouth	2-0	-
Montana State	1-0	-
Morehead State	3-0	-
Mount St. Mary's	2-0	-
Murray State	1-0	-
Nevada	1-0	-
New Hampshire	5-0	-
New Mexico	1-0	-
New Mexico State	1-0	-
New Orleans	1-0	-
NJIT	1-0	-
North Carolina	9-4	-
UNC-Asheville	2-0	-
UNC-Greensboro	2-0	-
UNC-Wilmington	1-1	-
North Carolina A&T	1-0	1-0
North Carolina State	1-0	-
North Dakota	1-0	-
North Florida	2-0	-
North Texas	1-0	-
Northeastern	3-1	-
Northern Kentucky	2-0	-
Northwestern State	1-0	-
Notre Dame	2-3	-
Oakland	2-1	1-0
Ohio	1-0	-
Ohio State	1-3	-
Oklahoma	**5-2**	**0-1**
Oklahoma State	0-2	-
Old Dominion	2-0	-
Oral Roberts	1-0	-
Oregon State	1-0	-
Pacific	1-0	1-0
Penn	4-0	-
Penn State	4-4	-
Pepperdine	1-0	-
Pittsburgh	2-1	-
Portland	3-0	-
Princeton	2-0	-
Providence	4-1	-
Purdue	2-1	-
Queens	**1-0**	**1-0**
Radford	1-0	-
Rhode Island	16-2	-
Rice	4-0	-
Richmond	1-1	-
Rider	1-0	-
Robert Morris	2-1	-
Rutgers	11-4	-
Saint Louis	4-3	-
Saint Peter's	0-1	-
Sam Houston State	1-0	-
Samford	**4-0**	**1-0**
Santa Clara	1-0	-
Savannah State	1-0	-
Seton Hall	1-1	-
Siena	4-0	-
South Carolina	**17-7**	**1-1**
South Carolina State	1-0	-
South Florida (USF)	10-1	-
Southern	**2-0**	**1-0**
Southern Cal	2-0	-
SMU	7-0	-
South Connecticut	1-0	-
Southeastern Louisiana	3-0	-
Southern Illinois	1-0	-
Southern Miss	15-4	-
Southwest Texas St.	1-0	-
St. Bonaventure	17-1	-
St. John's	2-0	1-0
Saint Joseph's	16-5	-
Saint Mary's College	1-0	-
Saint Peter's	1-0	-
Stanford	3-2	-
Stephen F. Austin	1-0	-
Stonehill	1-0	-
Stony Brook	1-0	-
Syracuse	3-2	-
TCU	7-1	-
Temple	13-11	-
Tennessee	**23-17**	**1-1**
Tennessee-Martin	5-0	-
Tennessee State	1-0	-
Tennessee Tech	1-0	-
Texas	**4-2**	**2-0**
Texas-Arlington	3-0	-
Texas-El Paso (UTEP)	5-0	-
Texas-San Antonio	1-0	1-0
Texas A&M	**12-6**	**0-1**
Texas A&M-Commerce	1-0	-
Texas Tech	**2-1**	**1-1**
Towson	1-0	-
Troy	2-0	1-0
Tulane	16-0	-
Tulsa	11-1	-
UCLA	4-5	-
Utah	2-2	-
Utah Valley	2-0	-
Valparaiso	1-0	-
Vanderbilt	**28-6**	**1-0**
Vermont	3-0	-
Villanova	2-0	-
Virginia	0-1	-
VMI	1-0	-
Virginia Tech	3-0	-
Wake Forest	2-1	-
Washington	1-0	-
West Virginia	13-7	-
Western Kentucky	3-0	-
Wichita State	2-0	-
Winthrop	**4-0**	**1-0**
Wisconsin	1-1	-
Wofford	2-0	-
Wright State	1-0	-
Xavier	2-2	-
Yale	2-0	-
Totals	**889-278**	**34-17**

CAL AT SEC ARENAS

	TOTAL	MASS	UM	UK	ARK
Coleman Coliseum	5-5	0-0	1-0	4-5	0-0
Bud Walton Arena	8-5	0-0	1-1	7-4	(22-4)
Neville Arena ^	4-7	0-0	0-0	4-6	0-1
O'Connell Center	10-5	0-0	0-0	10-5	0-0
Stegman Colilseum	7-4	0-0	0-0	7-4	0-0
Rupp Arena	1-1	0-1	0-0	(234-25)	1-0
Maravich Center	6-5	0-0	0-0	6-4	0-1
Black Pavilion #	4-1	0-0	0-0	3-1	1-0
Humphrey Coliseum	9-0	0-0	0-0	9-0	0-0
Mizzou Arena *	4-3	0-0	0-0	4-2	0-1
Lloyd Noble Center	1-1	1-1	0-0	0-0	0-0
Colonial Life Arena	5-7	0-0	0-0	5-6	0-1
Thompson-Boling Arena	9-10	0-0	1-2	8-7	0-1
Moody Center	1-0	0-0	0-0	0-0	1-0
Reed Arena	6-4	0-0	0-0	6-3	0-1
Memorial Gym	14-2	0-0	0-0	13-2	1-0
As Opposing Coach	**94-60**	**1-2**	**3-3**	**86-49**	**4-6**

NOTES	*TOT*	*MASS*	*UM*	*UK*	*ARK*
^ AUB Beard-Eaves-Memorial	*1-0*	*0-0*	*0-0*	*1-0*	--
# OM Tad Smith Coliseum	*3-2*	*0-0*	*1-1*	*2-1*	--
** MIZ Hearnes Center*	*0-1*	*0-0*	*0-0*	*0-1*	--

DREAM MAKER

As someone who prides himself on helping young men reach their dreams, John Calipari has helped 77 players get drafted or play in the NBA as free agents, including 62 players going in the NBA Draft.

^ 62 NBA Draft picks ranks third all-time, trailing only Mike Krzyzewski (74) and Dean Smith (65)

^ 62 1st and 2nd round draft picks rank second all-time, trailing Mike Krzyzewski (66) ... Roy Williams has the third-most (32)

^ 43 1st round picks ranks second all-time, trailing Mike Krzyzewski (46)

^ 29 lottery picks are tied for the most by any college coach in history (with Mike Krzyzewski)

^ 18 consecutive years (2008-25) with a player being drafted is the second-best streak all-time behind Dean Smith's 23 (1965-87) and THE ONLY COACH to have an 18-year streak since the draft was shortened to two rounds in 1989 as well BEING THE ONLY COACH to have a streak of 18 consecutive years of having at least one player drafted in the first or second round

^ Four No. 1 overall picks tie Mike Krzyzewski for the most all-time

^ In 2010, five of his players were selected in the first round marking the first time in NBA history having five from one school

^ His six players selected overall in both the 2012 and 2015 NBA drafts are the most by one coach in the two-round era

^ Only coach to produce the top two picks in the same draft (2012, #1 Anthony Davis and #2 Michael Kidd-Gilchrist)

^ Is the only coach in history to have a former player win each of the six major NBA awards: Player of the Year (twice), Rookie of the Year, Sixth Man of the Year, Most Improved Player of the Year and Clutch Player of the Year

^ Eleven of his former players have combined to earn 43 NBA All-Star honors, 10 have been tabbed All-NBA (21 times), three were named NBA Rookie of the Year, and 19 players have made the NBA All-Rookie teams. Derek Rose was named NBA MVP in 2011 and Shai Gilgeous-Alexander was the 2025 NBA MVP.

CHANGING FAMILIES LIVES ... $5.8 BILLION AND COUNTING

John Calipari hasn't just signed the best talent in the country; he's been the best at developing that talent, making those players better prepared than anyone else and getting them ready for all things at the next level. The proof is in the numbers.

Entering the 2025-26 NBA season, **Calipari's NBA pros will have amassed over $5.898 billion in NBA contracts over their careers**, which does not include endorsement deals or players on overseas contracts. Through 2024-25 his players on NBA rosters have tallied over $2 billion alone. For the 2025-26 NBA season alone, **Cal's players are set to earn over $563 million.**

Calipari Unrivaled in Conference

John Calipari has **won a combined 16 league regular-season championships** in his career (including six Southeastern Conference titles). That is six more than the next-closest coach in the SEC (Bruce Pearl has 10). Calipari has **won a combined 15 conference tournament titles** in his career (six in the SEC), 10 more than his closest competitor (Nate Oats with five).

Calipari has tallied a **414-141 (74.6%) all-time record within conference play** as a head coach and owns a 206-75 (73.3%) record since joining the SEC.

Although he's been publicly outspoken against conference tournaments – only because he doesn't favor playing three or more games on consecutive days to win the tournament – his teams have gotten up for them. **Calipari's teams** at UMass, Memphis and Kentucky **have been to 19 conference championship games in his career, winning a remarkable 15 of them**. Calipari is 59-17 (77.6%) all-time in conference tournaments, including 25-9 (73.5%) in the SEC. Calipari's 25 SEC Tournament wins ties for third all-time (Adolph Rupp 57, Billy Donovan 27, Wimp Sanderson 25).

There's No Place Like Home

John Calipari-coached teams have posted an **all-time record of 495-62 (88.9%) record at home** (22-4 at ARK • 9-0 in '25-26).

Calipari's best home winning streak came when he began his career at UK with a 54-game home win streak at Rupp Arena. He additionally had a 42-game home win streak at UK (2014-17).

He has gone undefeated at home 10 times overall – adding seven times with just one loss – while going undefeated at home in league play 14 times.

Life Away From Home Isn't So Bad Either

As good as John Calipari's team's have been at home, they're pretty good in hostile environments on the road. His teams are **220-138 (61.4%) overall on the road** (5-7-at ARK • 1-1 in '25-26).

At neutral-site venues, his teams are 174-80 (68.5%) – 7-6-at ARK • 2-2 in '25-26 – including 6 seasons with at least 10 neutral-site wins.

Calipari in Elite Company with Conference Championships

When Kentucky clinched a share of the 2017 Southeastern Conference championship, John Calipari became the first NCAA Division I coach to lead three different programs (UMass, Memphis, Kentucky) to five on-court, regular-season league titles three different times.

^ UMass won five Atlantic 10 titles (1992, '93, '94, '95 and '96).

^ Memphis claimed five Conference USA crowns (2004, '06, '07, '08 and '09).

^ Kentucky captured the SEC Championship six times (2010, '12, '15, '16, '17 and '20).

Perhaps more impressive is that Calipari has 31 combined regular-season and tournament championships. That trails only Mark Few of Gonzaga (41 titles) and Kentucky's Adolph Rupp (41) for the most combined championships. Bill Self (Kansas) also has 31 combined titles.

Calipari at No. 1

John Calipari is one of just two coaches (Frank McGuire) to lead three programs to a No. 1 ranking in the Associated Press Top 25.

Calipari has led 10 of his teams to a No. 1 AP ranking.

^ His teams are 110-13 (89.4%) as when ranked #1 by AP #1, including 69-8 at UK, 32-4 at UMass and 9-1 at Memphis

^ His 110 victories are the most among active coaches with victories at No. 1

^ Has coached 123 career games as #1, 4th-most in NCAA history, trailing Mike Krzyzewski (255), John Wooden (228) and Adolph Rupp (127)

^ Among coaches who have owned a #1 ranking in at least 119 games, Calipari's winning percentage of 89.4% trails only Wooden (95.2%)

^ Calipari is 6-7 all-time when playing an AP #1 team.

President Calipari

University of Arkansas head coach John Calipari served as the President of the NABC Board of Directors for the 2024-25 season.

"John Calipari is one of basketball's most impactful leaders, and he has a passion for addressing issues that impact the sport and the coaching profession," said NABC Executive Director Craig Robinson. "Coach Calipari has long been a vocal advocate for coaches from all levels, and I'm confident our entire NABC membership will benefit from his service in this role."

Calipari first joined the NABC Board of Directors in 2013, and served as its First Vice President for the 2023-24.

Calipari Received 2022 Jefferson Award

John Calipari received the **Jefferson Award for Outstanding Public Service in Sports by Multiplying Good** on Nov. 2, 2022. For more than 50 years, Multiplying Good has honored those who put others first. Those receiving the Jefferson Award are empowered to do more, while their stories of extraordinary public service inspire others to action. It is an award that underscores impact.

Founded over 50 years ago by Jackie Kennedy Onassis, Sen. Bob Taft Jr., and Sam Beard, Multiplying Good is the world's most foremost and highly celebrated organization focused on and honoring public service.

Other recipients of the Jefferson Award include Arthur Ashe, Tom Brokaw, Larry Fitzgerald, Betty Ford, John Glenn, Bob Hope, Steve Jobs, Shaquille O'Neal, General Colin Powell, John D. Rockefeller and Oprah Winfrey. Calipari is the first men's college basketball coach to receive the honor.

Calipari Named Sporting News' Coach of the Decade from the 2010's; Honored by The Athletic Too

Underscored by more victories than any other coach or program, more Final Four appearances, a record number of NBA Draft picks and the 2012 national championship, John Calipari was named the **College Basketball Coach of the Decade by Sporting News** in January 2020.

In a piece penned by national writer Mike DeCourcy, Sporting News credited Calipari for changing the college basketball landscape. Detailing Calipari's success - what DeCourcy described as a "college basketball revolution" - DeCourcy wrote that "no one defined the 2010s in the same way as Calipari ... nor achieved the same degree of consistent success."

Calipari is one of two coaches (with Coach K) to have three teams listed on **The Athletics' 25 "Best College Basketball Teams from 2000-25"** (7/16/25). He is the only coach to have two teams among the top five and the only coach to lead two different programs on the list – Memphis 2007-08 at #20, Kentucky 2014-15 at #4 and Kentucky 2011-12 at #2.

#LaFamilia NBA Awards

NBA PLAYER OF THE YEAR ..... (2)
2011 Derrick Rose
2025 Shai Gilgeous-Alexander

NBA ROOKIE OF THE YEAR ..... (3)
2009 Derrick Rose
2010 Tyreke Evans
2016 Karl-Anthony Towns

NBA DEFENSIVE PLAYER OF THE YEAR..... (1)
2007 Marcus Camby

NBA MOST IMPROVED PLAYER..... (2)
2021 Julius Randle
2024 Tyrese Maxey

NBA SIXTH MAN OF THE YEAR ..... (1)
2022 Tyler Herro

NBA CLUTCH PLAYER OF THE YEAR..... (1)
2023 De'Aaron Fox

NBA CARES COMMUNITY ASSIST AWARD..... (3)
2021 Devin Booker
2017 DeMarcus Cousins (offseason)
2016 John Wall

NBA SOCIAL JUSTICE CHAMPION ..... (1)
2024 Karl-Anthony Towns

NBA SPORTSMANSHIP AWARD ..... (1)
2024 Tyrese Maxey

NBA CHAMPION..... (1)
2020 Anthony Davis
2023 Jamal Murray

ALL-NBA TEAM.....(21)
2011 Derrick Rose (1st)
2012 Derrick Rose (1st)
2015 Anthony Davis (1st)
DeMarcus Cousins (2nd)
2016 DeMarcus Cousins (2nd)
2017 Anthony Davis (1st)
John Wall (3rd)
2018 Anthony Davis (1st)
Karl-Anthony Towns (3rd)
2020 Anthony Davis (1st)
2021 Julius Randle (2nd)
2022 Devin Booker (1st)
Karl-Anthony Towns (3rd)
2023 Shai Gilgeous-Alexander (1st)
De'Aaron Fox (3rd)
Julius Randle (3rd)
2024 Shai Gilgeous-Alexander (1st)
Anthony Daivs (2nd)
Devin Booker (3rd)
2025 Shai Gilgeous-Alexander (1st)
Karl-Anthony Towns (3rd)

ALL-NBA ROOKIE TEAM.....(19)
1997 Marcus Camby (1st) 1997
2010 Tyreke Evans (1st)
Derrick Rose (1st)
2011 DeMarcus Cousins (1st)
John Wall (1st)
Eric Bledsoe (2nd)
2012 Brandon Knight (1st) 2012
2013 Anthony Davis (1st)
Michael Kidd-Gilchrist (2nd)
2015 Nerlens Noel (1st)
2016 Karl-Anthony Towns (1st)
Devin Booker (1st)
Willie Cauley-Stein (2nd)
2017 Jamal Murray (2nd)
2019 Shai Gilgeous-Alexander (2nd)
2020 Tyler Herro (2nd)
PJ Washington (2nd)
2021 Immanuel Quickley (2nd)
2024 Cason Wallace (2nd)

ALL-NBA DEFENSIVE TEAM .....(17)
2005 Marcus Camby (2nd)
2006 Marcus Camby (2nd)
2007 Marcus Camby (1st)
2008 Marcus Camby (1st)
2015 Anthony Davis (2nd)
John Wall (2nd)
2017 Anthony Davis (2nd)
2018 Anthony Davis (1st)
2019 Eric Bledsoe (1st)
2020 Anthony Davis (1st)
Eric Bledsoe (2nd)
Bam Adebayo (2nd)
2021 Bam Adebayo (2nd)
2022 Bam Adebayo (2nd)
2023 Bam Adebayo (2nd)
2024 Anthony Davis (1st)
Bam Adebayo (1st)

FREE AGENTS TO PLAY IN NBA .....(15)

2006	Earl Barron	MEM
2008	Darius Washington	MEM
2013	Antonio Anderson	MEM
2016	Aaron Harrison	UK
2017	Alex Poythress	UK
2017	Kyle Wiltjer	UK
2019	Isaiah Briscoe	UK
2019	Isaac Humphries	UK
2020	Mychal Mulder	UK
2020	Wenyen Gabriel	UK
2021	Ashton Hagans	UK
2022	Olivier Sarr	UK
2024	Jacob Toppin	UK
2024	Oscar Tshiebwe	UK
2025	Justin Edwards	UK

NBA CHAMPIONS.....(4)
2020 Anthony Davis (Lakers)
2023 Jamal Murray (Nuggets)
2025 Shai Gilgeous-Alexander (Thunder)
Cason Wallace (Thunder)

NBA ALL-STAR TEAM ..... (43)
2010 Derrick Rose
2011 Derrick Rose
2012 Derrick Rose
2014 Anthony Davis
John Wall
2015 DeMarcus Cousins
Anthony Davis
John Wall
2016 DeMarcus Cousins
Anthony Davis
John Wall
2017 DeMarcus Cousins
Anthony Davis
John Wall
2018 DeMarcus Cousins
Anthony Davis
Karl-Anthony Towns
John Wall
2019 Anthony Davis
Karl-Anthony Towns
2020 Bam Adebayo
Devin Booker
Anthony Davis
2021 Devin Booker
Anthony Davis
Julius Randle
2022 Devin Booker
Karl-Anthony Towns
2023 Bam Adebayo
De'Aaron Fox
Shai Gilgeous-Alexander
Julius Randle
2024 Bam Adebayo
Devin Booker
Anthony Davis
Shai Gilgeous-Alexander
Tyrese Maxey
Julius Randle
Karl-Anthony Towns
2025 Anthony Davis
Shai Gilgeous-Alexander
Tyler Herro
Karl-Anthony Towns

ALL-STAR GAME MVP..... (1)
2017 Anthony Davis

RISING STARS CHALLENGE MVP .....(3)
2010 Tyreke Evans
2011 John Wall
2017 Jamal Murray

SLAM DUNK CONTEST WINNER.....(2)
2014 John Wall
2019 Hamidou Diallo

3-POINT CONTEST WINNER .....(2)
2018 Devin Booker
2022 Karl-Anthony Towns

SKILLS CHALLENGE WINNER.....(3)
2009 Derrick Rose
2016 Karl-Antony Towns
2020 Bam Adebayo

CALIPARI'S ALL-TIME COLLEGIATE PLAYER HONORS

NATIONAL PLAYER OF THE YEAR 4

UMASS 1

1996 **Marcus Camby**
AP, UPI, USBWA, Wooden, Naismith, NABC, Rupp, Basketball Times, Sporting News, CBS

KENTUCKY 3

2010 **John Wall**
Adolph Rupp, Yahoo!, Rivals

2012 **Anthony Davis**
Adolph Rupp, AP, CBS, Basketball Times, Naismith, Sporting News, USBWA, Wooden

2022 **Oscar Tshiebwe**
AP, CBS, College Hoops Today, NABC, Naismith, Sporting News, The Athletic, Field of 68, USBWA, USA Today, Wooden

NATIONAL FRESHMAN OF THE YEAR 2

MEMPHIS 1

2009 **Tyreke Evans**
USBWA , CBS, ESPN, Fox, Sporting News

KENTUCKY 1

2024 **Reed Sheppard**
USBWA, NABC, CBS, SI

ALL-AMERICANS 25

UMASS 3

1994 **Lou Roe**
Sporting News (2), Basketball Weekly (2) NABC (3)

1995 **Lou Roe**
Wooden (1), Sporting News (1) AP (2), USBWA (2), NABC (2), UPI (2) Basketball Times (2)

1996 **Marcus Camby**
AP (1), USBWA (1), Wooden, NABC (1), UPI (1) Basketball Times (1), Basketball Weekly (1)

MEMPHIS 8

2002 **Dajuan Wagner**
AP (HM)

2003 **Chris Masse**
Fox (3), CNNSI (HM)

2004 **Antonio Burks**
AP (HM)

2006 **Rodney Carney**
USBWA (2), ESPN (2)

2007 **Chris Douglas-Roberts**
AP (HM)

2008 **Chris Douglas-Roberts**
Wooden, USBWA (1), AP (1), NABC (1), ESPN (1) Sporting News (1), Basketball Times (2)

Derrick Rose
Wooden, AP (3), NABC (3), Basketball Times (3)

2009 **Tyreke Evans**
CBS (3), SI (3), AP (HM)

KENTUCKY 14

2010 **DeMarcus Cousins**
AP (1), NABC (2), USBWA (2), SN (2)

John Wall
AP (1), NABC (1), USBWA (1), SN (1)

2012 **Anthony Davis**
AP (1), NABC (1), USBWA (1), SN (1)

Michael Kidd-Gilchrist
USBWA (2), SN (2), AP (3), NABC (3)

2014 **Julius Randle**
AP (3), NABC (3)

2015 **Willie Cauley-Stein**
AP (1), NABC (1), USBWA (1), SN (1)

Karl-Anthony Towns
AP (2), NABC (2), SN (3)

2016 **Jamal Murray**
AP (3)

Tyler Ulis
AP (1), SN (1), USBWA (2), NABC (2)

2017 **Malik Monk**
SN (2), USBWA (2), NABC (2), AP (2)

2019 **PJ Washington**
SN (3), USBWA (3), NABC (3), AP (3)

2022 **Oscar Tshiebwe**
SN (1) , USBWA (1), NABC (1), AP (1)

2023 **Oscar Tshiebwe**
SN (3), USBWA (2), NABC (2), AP (2)

2024 **Antonio Reeves**
SN (3)

COSIDA ACADEMIC ALL-AMERICA 1

2016	Alex Poythress (Kentucky)	2nd Team

CONFERENCE PLAYER OF THE YEAR 12

UMASS 3

1992	Harper Williams
1995	Lou Roe
1996	Marcus Camby

MEMPHIS 3

2004	Antonio Burks
2006	Rodney Carney
2008	Chris Douglas-Roberts

KENTUCKY 6

2010	John Wall	Coaches	AP
2012	Anthony Davis	Coaches	AP
2016	Tyler Ulis	Coaches	AP
2017	Malik Monk		AP
2020	Immanuel Quickley	Coaches	
2022	Oscar Tshiebwe	Coaches	AP

CONF. FROSH/NEWCOMER OF THE YEAR 20

UMASS 2

1989	Jim McCoy	Freshman
1994	Marcus Camby	Freshman & Newcomer

MEMPHIS 6

2002	Dajuan Wagner	Freshman
2004	Sean Bankes	Freshman
2005	Darius Washington	Freshman
2006	Shawne Williams	Freshman
2008	Derrick Rose	Freshman
2009	Tyreke Evans	Freshman

KENTUCKY (Coaches - Frosh • AP - Newcomer) 12

2010	DeMarcus Cousins	Coaches
2010	John Wall	AP
2011	Terrence Jones	Coaches / AP
2012	Anthony Davis	Coaches / AP
2013	Nerlens Noel	Coaches / AP
2014	Julius Randle	Coaches / AP
2015	Karl-Anthony Towns	Coaches / AP
2017	Malik Monk	Coaches / AP
2018	Kevin Knox	Coaches
2019	Tyler Herro	AP
2019	Keldon Johnson	Coaches
2024	Reed Sheppard	Coaches

CONFERENCE SIXTH MAN OF THE YEAR 7

UMASS *(A10 Did Not Select a Sixth Man of the Year)*

MEMPHIS 2

2007	Jeremy Hunt
2009	Wesley Witherspoon

KENTUCKY 5

2012	Darius Miller	Coaches
2013	Kyle Wiltjer	Coaches
2015	Devin Booker	Coaches
2023	Antonio Reeves	Coaches
2024	Rob Dillingham	Coaches

CONFERENCE DEFENSIVE PLAYER OF THE YEAR 9

UMASS *(A10 Did Not Select a Defensive POY)*

MEMPHIS 3

2007	Joey Dorsey
2008	Joey Dorsey
2009	Antonio Anderson

KENTUCKY 6

2010	John Wall	Coaches/AP
2012	Anthony Davis	Coaches/AP
2016	Tyler Ulis	Coaches/AP
2017	Malik Monk	AP
2020	Immanuel Quickley	Coaches
2022	Oscar Tshiebwe	Coaches/AP

ALL-CONFERENCE 80

UMASS 22

1989	Jim McCoy	3rd
1990	Jim McCoy	1st
	William Herndon	3rd
1991	Jim McCoy	1st
	Harper Williams	3rd
1992	Jim McCoy	1st
	Harper Williams	1st
1993	Lou Roe	1st
	Harper Williams	1st
	Tony Barbee	2nd
1994	Lou Roe	1st
	Marcus Camby	3rd
	Mike Williams	3rd
1995	Marcus Camby	1st
	Lou Roe	1st
	Donta Bright	2nd
	Derek Kellog	2nd
1996	Marcus Camby	1st
	Donta Bright	1st
	Edgar Pailla	2nd
	Carmelo Travieso	2nd
	Dana Dingle	3rd

MEMPHIS 22

2001	Kelly Wise	1st
2002	Dajuan Wagner	1st
	Kelly Wise	1st
2003	Chris Massie	1st
	Antonio Burks	3rd
2004	Sean Banks	1st
	Antonio Burks	1st
2005	Rodney Carney	2nd
	Darius Washington Jr.	3rd
2006	Rodney Carney	1st
	Darius Washington Jr.	1st
	Shawne Williams	3rd
2007	Joey Dorsey	1st
	Chris Douglas-Roberts	1st
	Jeremy Hunt	2nd
2008	Chris Douglas-Roberts	1st
	Derrick Rose	1st
	Joey Dorsey	2nd
	Robert Dozier	3rd
2009	Tyreke Evans	1st
	Antonio Anderson	2nd
	Robert Dozier	2nd

KENTUCKY 36

2010	DeMarcus Cousins	1st Coaches	1st AP
	Patrick Patterson	1st Coaches	2nd AP
	John Wall	1st Coaches	1st AP
2011	Terrence Jones	1st Coaches	1st AP
	Brandon Knight	1st Coaches	2nd AP
2012	Anthony Davis	1st Coaches	1st AP
	Michael Kidd-Gilchrist	1st Coaches	1st AP
	Terrence Jones	2nd Coaches	2nd AP
	Doron Lamb	2nd Coaches	
2013	Nerlens Noel	1st Coaches	1st AP
2014	Julius Randle	1st Coaches	1st AP
	James Young	2nd Coaches	
2015	Willie Cauley-Stein	1st Coaches	1st AP
	Karl-Anthony Towns	1st Coaches	1st AP
	Aaron Harrison	2nd Coaches	2nd AP
	Devin Booker	2nd Coaches	
2016	Jamal Murray	1st Coaches	1st AP
	Tyler Ulis	1st Coaches	1st AP
2017	De'Aaron Fox	1st Coaches	1st AP
	Malik Monk	1st Coaches	1stAP
	Bam Adebayo	2nd Coaches	2nd AP
2018	Kevin Knox	1st Coaches	
	Shai Gilgeous-Alexander	2nd Coaches	
2019	PJ Washington	1st Coaches	1st AP
	Tyler Herro	2nd Coaches	
	Keldon Johnson	2nd Coaches	
2020	Nick Richards	1st Coaches	1st AP
	Immanuel Quickley	1st Coaches	1st AP
	Tyrese Maxey	2nd Coaches	
2022	Oscar Tshiebwe	1st Coaches	1stAP
	TyTy Washington Jr.	2nd Coaches	
	Sahvir Wheeler	2nd Coaches	
2023	Oscar Tshiebwe	1st Coaches	1st AP
	Antonio Reeves	1st Coaches	1st AP
2024	Reed Sheppard	2nd Coaches	2nd AP
	Rob Dillingham	2nd Coaches	

CONFERENCE ALL-DEFENSIVE TEAM 19

UMASS *(A10 Did Not Select an All-Defensive Team)*

MEMPHIS *(C-USA Started Team in 2007)* 6

2007	Antonio Anderson
	Joey Dorsey
2008	Antonio Anderson
	Joey Dorsey
2009	Antonio Anderson
	Robert Dozier

KENTUCKY 13

2010	Patrick Patterson
2011	DeAndre Liggins
2012	Anthony Davis
	Michael Kidd-Gilchrist
2013	Nerlens Noel
2014	Willie Cauley-Stein
2015	Willie Cauley-Stein
2016	Tyler Ulis
2019	Ashton Hagans
2020	Ashton Hagans
	Nick Richards
2021	Isaiah Jackson
2022	Oscar Tshiebwe

CONFERENCE ALL-ROOKIE/FRESHMAN TEAM 51

UMASS 7

1990	Tony Barbee
	Harper Williams
1992	Lou Roe
1993	Dana Dingle
1994	Marcus Camby
1995	Derek Kellogg
1996	Gary Lumpkin

MEMPHIS 10

2001	Scooter McFadgon
2002	Dajuan Wagner
2003	Rodney Carney
2004	Sean Banks
2005	Joey Dorsey
	Darius Washington
2006	Chris Douglas-Roberts
	Shawne Williams
2008	Derrick Rose
2009	Tyreke Evans

KENTUCKY 34

2010	Eric Bledsoe
	DeMarcus Cousins
	John Wall
2011	Brandon Knight
	Terrence Jones
	Doron Lamb
2012	Anthony Davis
	Michael Kidd-Gilchrist
2013	Willie Cauley-Stein
	Archie Goodwin
	Nerlens Noel
	Alex Poythress
2014	Julius Randle
	James Young
2015	Devin Booker
	Trey Lyles
	Karl-Anthony Towns
	Tyler Ulis
2016	Jamal Murray
2017	Bam Adebayo
	De'Aaron Fox
	Malik Monk
2018	Shai Gilgeous-Alexander
	Kevin Knox
2019	Tyler Herro
	Keldon Johnson
2020	Tyrese Maxey
2021	Isaiah Jackson
2022	TyTy Washington Jr.
2023	Chris Livingston
	Cason Wallace
2024	Rob Dillingham
	Reed Sheppard
	D.J. Wagner

CALIPARI VS RANKED OPPONENTS (AP RANKING)

TOTALS	Overall: 121-107	Home: 43-18	Away: 22-41	Neutral: 56-48
- UMass	Overall: 19-12	Home: 4-1	Away: 4-4	Neutral: 11-7
- UM	Overall: 20-33	Home: 10-6	Away: 3-12	Neutral: 7-15
- UK	Overall: 74-51	Home: 25-8	Away: 14-21	Neutral: 35-22
- ARK	Overall: 8-11	Home: 4-3	Away: 1-4	Neutral: 3-4

Vs. #1	**Overall: 6-7**	**UMass: 3-0**	**UM: 0-2**	**UK: 3-3**	**ARK: 0-2**
	Home: 1-0	0-0	0-0	1-0	0-0
	Away: 0-3	0-0	0-0	0-1	0-2
	Neutral: 5-4	3-0	0-2	2-2	0-0
Vs. #2	**Overall: 1-6**	**UMass: 0-1**	**UM: 0-1**	**UK: 1-4**	**ARK: 0-0**
	Home: 0-2	0-0	0-1	0-1	0-0
	Away: 0-2	0-0	0-0	0-2	0-0
	Neutral: 1-2	0-1	0-0	1-1	0-0
Vs. #3	**Overall: 3-4**	**UMass: 1-1**	**UM: 1-0**	**UK: 1-2**	**ARK: 0-1**
	Home: 1-2	0-0	0-0	1-1	0-1
	Away: 0-0	0-0	0-0	0-0	0-0
	Neutral: 2-2	1-1	1-0	0-1	0-0
Vs. #4	**Overall: 5-7**	**UMass: 1-0**	**UM: 1-2**	**UK: 3-4**	**ARK: 0-1**
	Home: 1-0	0-0	0-0	1-0	0-0
	Away: 3-3	0-0	1-1	2-2	0-0
	Neutral: 1-4	1-0	0-1	0-2	0-1
Vs. #5	**Overall: 8-5**	**UMass: 0-0**	**UM: 2-3**	**UK: 5-2**	**ARK: 1-0**
	Home: 2-1	0-0	2-0	0-1	0-0
	Away: 2-0	0-0	0-0	2-0	0-0
	Neutral: 4-4	0-0	0-3	3-1	1-0
Vs. #6	**Overall: 5-6**	**UMass: 0-2**	**UM: 2-2**	**UK: 3-2**	**ARK: 1-0**
	Home: 4-1	0-0	1-1	2-0	1-0
	Away: 0-1	0-0	0-1	0-0	0-0
	Neutral: 2-4	0-2	1-0	1-2	0-0
Vs. #7	**Overall: 5-6**	**UMass: 0-1**	**UM: 1-1**	**UK: 4-4**	**ARK: 0-0**
	Home: 1-0	0-0	1-0	0-0	0-0
	Away: 1-3	0-0	0-0	1-3	0-0
	Neutral: 3-3	0-1	0-1	3-1	0-0
Vs. #8	**Overall: 7-5**	**UMass: 2-0**	**UM: 1-0**	**UK: 4-1**	**ARK: 0-4**
	Home: 4-1	1-0	1-0	2-0	0-1
	Away: 1-1	1-0	0-0	0-0	0-1
	Neutral: 2-3	0-0	0-0	2-1	0-2
Vs. #9	**Overall: 6-10**	**UMass: 0-0**	**UM: 2-3**	**UK: 4-6**	**ARK: 0-1**
	Home: 1-1	0-0	0-0	1-1	0-0
	Away: 1-2	0-0	1-1	0-1	0-0
	Neutral: 4-7	0-0	1-2	3-4	0-1
Vs. #10	**Overall: 4-2**	**UMass: 2-0**	**UM: 1-0**	**UK: 1-2**	**ARK: 0-0**
	Home: 3-0	1-0	1-0	1-0	0-0
	Away: 1-2	1-0	0-0	0-2	0-0
	Neutral: 0-0	0-0	0-0	0-0	0-0
Vs. #11	**Overall: 4-8**	**UMass: 1-2**	**UM: 1-4**	**UK: 2-2**	**ARK: 0-0**
	Home: 2-4	0-0	1-2	1-2	0-0
	Away: 0-3	0-2	0-1	0-0	0-0
	Neutral: 2-1	1-0	0-1	1-0	0-0
Vs. #12	**Overall: 6-0**	**UMass: 1-0**	**UM: 0-0**	**UK: 4-0**	**ARK: 1-0**
	Home: 2-0	1-0	0-0	1-0	0-0
	Away: 1-0	0-0	0-0	0-0	1-0
	Neutral: 3-0	0-0	0-0	3-0	0-0
Vs. #13	**Overall: 8-4**	**UMass: 1-1**	**UM: 0-3**	**UK: 7-0**	**ARK: 0-0**
	Home: 3-1	0-1	0-0	3-0	0-0
	Away: 1-1	0-0	0-1	1-0	0-0
	Neutral: 4-2	1-0	0-2	3-0	0-0
Vs. #14	**Overall: 4-6**	**UMass: 1-3**	**UM: 0-1**	**UK: 2-2**	**ARK: 1-0**
	Home: 0-0	0-0	0-0	0-0	0-0
	Away: 1-3	0-2	0-1	1-0	0-0
	Neutral: 3-3	1-1	0-0	1-2	1-0
Vs. #15	**Overall: 5-4**	**UMass: 0-0**	**UM: 2-2**	**UK: 2-2**	**ARK: 1-0**
	Home: 2-2	0-0	0-1	1-1	1-0
	Away: 1-1	0-0	1-1	0-0	0-0
	Neutral: 2-1	0-0	1-0	1-1	0-0
Vs. #16	**Overall: 6-3**	**UMass: 0-1**	**UM: 1-0**	**UK: 4-2**	**ARK: 1-0**
	Home: 1-0	0-0	0-0	1-0	0-0
	Away: 2-1	0-0	0-0	2-1	0-0
	Neutral: 3-2	0-1	1-0	1-1	1-0
Vs. #17	**Overall: 4-1**	**UMass: 0-0**	**UM: 1-0**	**UK: 3-1**	**ARK: 0-0**
	Home: 1-0	0-0	1-0	0-0	0-0
	Away: 1-1	0-0	0-0	1-1	0-0
	Neutral: 2-0	0-0	0-0	2-0	0-0
Vs. #18	**Overall: 3-4**	**UMass: 0-0**	**UM: 0-0**	**UK: 3-4**	**ARK: 0-0**
	Home: 1-0	0-0	0-0	1-0	0-0
	Away: 2-3	0-0	0-0	2-3	0-0
	Neutral: 0-1	0-0	0-0	0-1	0-0
Vs. #19	**Overall: 6-4**	**UMass: 1-0**	**UM: 1-2**	**UK: 3-2**	**ARK: 1-0**
	Home: 1-1	0-0	0-0	0-1	1-0
	Away: 1-2	0-0	0-1	1-1	0-0
	Neutral: 4-1	1-0	1-1	2-0	0-0
Vs. #20	**Overall: 2-3**	**UMass: 0-0**	**UM: 1-2**	**UK: 1-1**	**ARK: 0-0**
	Home: 0-0	0-0	0-0	0-0	0-0
	Away: 0-1	0-0	0-1	0-0	0-0
	Neutral: 2-2	0-0	1-1	1-1	0-0
Vs. #21	**Overall: 7-3**	**UMass: 3-0**	**UM: 0-2**	**UK: 4-1**	**ARK: 0-0**
	Home: 3-0	0-0	0-0	3-0	0-0
	Away: 1-3	1-0	0-2	0-1	0-0
	Neutral: 3-0	2-0	0-0	1-0	0-0
Vs. #22	**Overall: 6-4**	**UMass: 0-0**	**UM: 1-2**	**UK: 5-1**	**ARK: 0-1**
	Home: 3-1	0-0	1-1	2-0	0-0
	Away: 1-1	0-0	0-0	1-0	0-1
	Neutral: 2-2	0-0	0-1	2-1	0-0
Vs. #23	**Overall: 2-3**	**UMass: 1-0**	**UM: 0-0**	**UK: 1-2**	**ARK: 0-1**
	Home: 1-1	0-0	0-0	0-0	0-1
	Away: 1-2	1-0	0-0	0-2	0-0
	Neutral: 1-0	0-0	0-0	1-0	0-0
Vs. #24	**Overall: 2-1**	**UMass: 0-0**	**UM: 0-0**	**UK: 2-1**	**ARK: 0-0**
	Home: 1-0	0-0	0-0	1-0	0-0
	Away: 0-1	0-0	0-0	0-1	0-0
	Neutral: 1-0	0-0	0-0	1-0	0-0
Vs. #25	**Overall: 5-1**	**UMass: 1-0**	**UM: 1-1**	**UK: 2-0**	**ARK: 1-0**
	Home: 5-0	1-0	1-0	2-0	1-0
	Away: 0-1	0-0	0-1	0-0	0-0
	Neutral: 0-0	0-0	0-0	0-0	0-0

CALIPARI WHEN RANKED (AP RANKING)

TOTALS	Overall: 633-147	Home: 348-23	Away: 143-67	Neutral: 142-57
- UMass	Overall: 110-22	Home: 41-3	Away: 28-11	Neutral: 41-8
- UM	Overall: 148-25	Home: 85-4	Away: 39-7	Neutral: 24-14
- UK	Overall: 357-94	Home: 207-16	Away: 75-47	Neutral: 75-31
- ARK	Overall: 18-6	Home: 15-0	Away: 1-2	Neutral: 2-4

As #1	**Overall: 110-13**	**UMass: 32-4**	**UM: 9-1**	**UK: 69-8**	**ARK: 0-0**
	Home: 50-4	11-1	5-1	34-2	0-0
	Away: 32-4	12-1	4-0	16-3	0-0
	Neutral: 28-5	9-2	0-0	19-3	0-0
As #2	**Overall: 63-4**	**UMass: 6-0**	**UM: 23-1**	**UK: 34-3**	**ARK: 0-0**
	Home: 28-0	1-0	11-0	16-0	0-0
	Away: 12-1	1-0	6-0	5-1	0-0
	Neutral: 23-3	4-0	6-1	13-2	0-0
As #3	**Overall: 41-4**	**UMass: 4-0**	**UM: 16-2**	**UK: 21-2**	**ARK: 0-0**
	Home: 27-0	2-0	8-0	17-0	0-0
	Away: 6-1	0-0	4-1	2-0	0-0
	Neutral: 8-3	2-0	4-1	2-2	0-0
As #4	**Overall: 36-10**	**UMass: 4-0**	**UM: 15-2**	**UK: 17-8**	**ARK: 0-0**
	Home: 23-2	0-0	11-1	12-1	0-0
	Away: 6-4	2-0	1-0	3-4	0-0
	Neutral: 7-4	2-0	3-1	2-3	0-0
As #5	**Overall: 49-6**	**UMass: 10-2**	**UM: 18-1**	**UK: 21-3**	**ARK: 0-0**
	Home: 24-2	4-1	10-0	10-1	0-0
	Away: 10-1	1-1	5-0	4-0	0-0
	Neutral: 15-3	5-0	3-1	7-2	0-0
As #6	**Overall: 18-8**	**UMass: 2-1**	**UM: 2-0**	**UK: 14-7**	**ARK: 0-0**
	Home: 9-1	2-0	0-0	7-1	0-0
	Away: 7-5	0-1	2-0	5-4	0-0
	Neutral: 2-2	0-0	0-0	2-2	0-0
As #7	**Overall: 17-5**	**UMass: 5-1**	**UM: 3-0**	**UK: 9-4**	**ARK: 0-0**
	Home: 6-0	1-0	2-0	3-0	0-0
	Away: 5-0	1-0	1-0	3-0	0-0
	Neutral: 6-5	3-1	0-0	3-4	0-0
As #8	**Overall: 40-6**	**UMass: 11-2**	**UM: 6-0**	**UK: 23-4**	**ARK: 0-0**
	Home: 21-1	4-0	2-0	15-1	0-0
	Away: 10-3	4-1	4-0	2-2	0-0
	Neutral: 9-2	3-1	0-0	6-1	0-0
As #9	**Overall: 17-3**	**UMass: 5-0**	**UM: 3-0**	**UK: 9-3**	**ARK: 0-0**
	Home: 9-0	1-0	2-0	6-0	0-0
	Away: 5-1	1-0	1-0	3-1	0-0
	Neutral: 3-2	3-0	0-0	0-2	0-0
As #10	**Overall: 20-12**	**UMass: 2-1**	**UM: 0-0**	**UK: 18-11**	**ARK: 0-0**
	Home: 17-3	2-0	0-0	15-3	0-0
	Away: 2-7	0-1	0-0	2-6	0-0
	Neutral: 1-2	0-0	0-0	1-2	0-0
As #11	**Overall: 21-6**	**UMass: 5-2**	**UM: 5-1**	**UK: 11-3**	**ARK: 0-0**
	Home: 10-0	3-0	3-0	4-0	0-0
	Away: 5-3	1-1	1-0	3-2	0-0
	Neutral: 6-3	1-1	1-1	4-1	0-0
As #12	**Overall: 19-7**	**UMass: 0-0**	**UM: 8-3**	**UK: 11-4**	**ARK: 0-0**
	Home: 9-1	0-0	5-0	4-1	0-0
	Away: 7-2	0-0	1-0	6-2	0-0
	Neutral: 3-4	0-0	2-3	1-1	0-0
As #13	**Overall: 16-5**	**UMass: 2-0**	**UM: 5-1**	**UK: 9-4**	**ARK: 0-0**
	Home: 12-0	1-0	3-0	8-0	0-0
	Away: 2-3	1-0	0-0	1-3	0-0
	Neutral: 2-2	0-0	2-1	0-1	0-0
As #14	**Overall: 18-6**	**UMass: 1-1**	**UM: 4-0**	**UK: 11-3**	**ARK: 2-2**
	Home: 11-1	0-0	2-0	7-1	2-0
	Away: 5-3	0-0	2-0	3-2	0-1
	Neutral: 2-2	1-1	0-0	1-0	0-1
As #15	**Overall: 13-0**	**UMass: 0-0**	**UM: 0-0**	**UK: 12-0**	**ARK: 1-0**
	Home: 5-0	0-0	0-0	5-0	0-0
	Away: 5-0	0-0	0-0	4-0	1-0
	Neutral: 3-0	0-0	0-0	3-0	0-0
As #16	**Overall: 20-5**	**UMass: 0-0**	**UM: 3-2**	**UK: 16-2**	**ARK: 1-1**
	Home: 13-0	0-0	2-0	10-0	1-0
	Away: 2-4	0-0	0-2	2-2	0-0
	Neutral: 5-1	0-0	1-0	4-0	0-1
As #17	**Overall: 13-8**	**UMass: 2-1**	**UM: 2-1**	**UK: 8-6**	**ARK: 1-0**
	Home: 6-2	0-0	1-0	5-2	0-0
	Away: 3-4	0-0	1-1	2-3	0-0
	Neutral: 4-2	2-1	0-0	1-1	1-0
As #18	**Overall: 25-6**	**UMass: 2-1**	**UM: 6-1**	**UK: 14-4**	**ARK: 3-0**
	Home: 15-1	0-0	3-0	9-1	3-0
	Away: 6-3	1-0	3-1	2-2	0-0
	Neutral: 4-2	1-1	0-0	3-1	0-0
As #19	**Overall: 13-6**	**UMass: 2-2**	**UM: 2-2**	**UK: 8-1**	**ARK: 1-1**
	Home: 10-0	1-0	2-0	6-0	1-0
	Away 1-4	1-2	0-1	0-1	0-0
	Neutral: 2-2	0-0	0-1	2-0	0-1
As #20	**Overall: 14-5**	**UMass: 2-0**	**UM: 5-1**	**UK: 5-4**	**ARK: 2-0**
	Home: 10-0	1-0	3-0	4-0	2-0
	Away: 3-3	0-0	2-1	1-2	0-0
	Neutral: 1-2	1-0	0-0	0-2	0-0
As #21	**Overall: 8-2**	**UMass: 0-1**	**UM: 0-0**	**UK: 4-1**	**ARK: 4-0**
	Home: 6-0	0-0	0-0	2-0	4-0
	Away: 1-2	0-1	0-0	1-1	0-0
	Neutral 1-0	0-0	0-0	1-0	0-0
As #22	**Overall: 19-4**	**UMass: 7-1**	**UM: 4-1**	**UK: 8-1**	**ARK: 0-1**
	Home: 12-1	4-0	3-1	5-0	0-0
	Away: 6-2	2-1	1-0	3-1	0-0
	Neutral: 1-1	1-0	0-0	0-0	0-1
As #23	**Overall: 11-7**	**UMass: 4-1**	**UM: 2-2**	**UK: 4-3**	**ARK: 1-1**
	Home: 7-2	2-0	2-1	2-1	1-0
	Away: 2-3	0-1	0-0	2-1	0-1
	Neutral: 2-2	2-0	0-1	0-1	0-0
As #24	**Overall: 6-4**	**UMass: 0-0**	**UM: 6-2**	**UK: 0-2**	**ARK: 0-0**
	Home: 4-1	0-0	4-0	0-1	0-0
	Away: 0-1	0-0	0-0	0-1	0-0
	Neutral: 2-2	0-0	2-2	0-0	0-0
As #25	**Overall: 6-5**	**UMass: 2-1**	**UM: 1-1**	**UK: 1-3**	**ARK: 2-0**
	Home: 4-1	1-1	1-0	1-0	1-0
	Away: 0-3	0-0	0-0	0-3	0-0
	Neutral: 2-1	1-0	0-1	0-0	1-0

Calipari's Teams in Top 25 Match-Ups

Overall: 95-76	UMass: 17-9	UM: 12-19	UK: 63-40	ARK: 3-5
Home: 34-9	4-0	3-3	25-6	2-0
Away: 14-25	4-2	1-5	9-16	0-2
Neutral: 47-39	9-7	8-11	29-18	1-3

Calipari's Teams in Top 10 Match-Ups

Overall:	26-23	UMass: 5-2	UM: 5-5	UK: 16-16	ARK: 0-0
#1 vs Top 10:	10-5	2-2	0-1	8-2	0-0
#2 vs Top 10:	5-3	0-0	3-1	2-2	0-0
#3 vs Top 10:	3-2	2-0	0-1	1-1	0-0
#4 vs Top 10:	1-5	0-0	1-1	0-4	0-0
#5 vs Top 10:	5-3	1-0	1-1	3-2	0-0
#6 vs Top 10:	1-2	0-0	0-0	1-2	0-0
#7 vs Top 10:	0-1	0-0	0-0	0-1	0-0
#8 vs Top 10:	1-0	0-0	0-0	1-0	0-0
#9 vs Top 10:	0-0	0-0	0-0	0-0	0-0
#10 vs Top 10:	0-2	0-0	0-0	0-2	0-0

Calipari As/Vs Ranked Team at ARK

AS RANKED TEAM:	18-6	H: 15-0	A: 1-2	N: 2-4
VS RANKED TEAM:	8-11	H: 4-3	A: 1-4	N: 3-4

RANK: AP/COACH

ARK	OPP	OPPONENT	DATE		RESULT	
		2024-25				
16/16	--	LIPSCOMB	11/06/24	W	76	60
16/16	8/8	vs Baylor (Dallas)	11/09/24	L	67	72
18/21	--	TROY	11/13/24	W	65	49
20/24	--	PACIFIC	11/18/24	W	91	72
20/24	--	LITTLE ROCK	11/22/24	W	79	67
19/21	--	MARYLAND EASTERN SHORE	11/25/24	W	109	35
19/21	--	vs Illinois (Kansas City)	11/28/24	L	77	90
rv/rv	14/14	vs Michigan (NYC/Jimmy V)	12/10/24	W	89	87
23/rv	--	OAKLAND	12/30/24	W	92	62
23/rv	1/1	at Tennessee	01/04/25	L	52	76
rv/rv	23/22	OLE MISS	01/08/25	L	66	73
rv/rv	8/8	FLORIDA	01/11/25	L	63	71
--	12/12	at Kentucky	02/01/25	W	89	79
--	3/3	ALABAMA	02/08/25	L	81	84
--	8/9	at Texas A&M	02/15/25	L	61	69
--	1/1	at Auburn	02/19/25	L	60	67
--	15/16	MISSOURI	02/22/25	W	92	85
--	25/rv	MISSISSIPPI STATE	03/08/25	W	93	92
--	5/5	vs. St. John's (NCAA)	03/22/25	W	75	66
--	9/9	vs Texas Tech (NCAA	03/27/25	(OT) L	83	85
		2025-26				
14/15	--	SOUTHERN	11/03/25	W	109	77
14/15	22/21	at Michigan State	11/08/25	W	66	69
21/21	--	CENTRAL ARKANSAS	11/11/25	W	93	56
21/21	--	SAMFORD	11/14/25	W	79	75
21/22	--	WINTHROP	11/18/25	W	84	83
21/22	--	JACKSON STATE	11/21/25	W	115	61
22/21	4/4	vs Duke (Chicago)	11/27/25	L	71	80
25/23	6/6	LOUISVILLE (ACC/SEC)	12/03/25	W	89	80
25/23	--	vs Fresno State (NLR)	12/06/25	W	82	58
17/17	16/16	vs Texas Tech (Dallas)	12/13/25	W	93	86
14/14	--	QUEENS	12/16/25	W	108	80
14/14	8/8	vs Houston (Newark)	12/20/25	L	85	94
18/18	--	JAMES MADISON	12/29/25	W	103	74
18/18	19/20	TENNESSEE	01/03/26	W	86	75
15/15	--	at Ole Miss	01/07/26	W	94	87
15/15	RV/-	at Auburn	01/10/26			

CALIPARI LISTS

CALIPARI MILESTONE ON-COURT COLLEGIATE WINS

OVERALL

1	11/26/88	SOUTHERN CONNECTICUT		84-61
100	03/11/93	TEMPLE (A10 Championship)		69-61
200	01/06/01	at Houston		86-78
300	02/09/05	at #9 Louisville		85-68
400	02/20/08	at Tulane		97-71
500	02/26/11	#13 FLORIDA		76-68
600	11/18/14	vs #5 Kansas (Indianapolis)		72-40
700	11/26/17	ILLINOIS - CHICAGO		107-73
800	01/25/22	MISSISSIPPI STATE	(OT)	82-74

#1 at UMass:	SOUTHERN CONNECTICUT GM1 at UMass • Amherst, Mass.	11/26/88	84-61
#1 at UM:	vs Miami (OH) GM2 at UM • Puerto Rico Shootout	11/23/00	60-59
#1 at UK:	SAM HOUSTON GM1 at UK • Rupp Arena	11/19/09	102-92
#1 at ARK:	LIPSCOMB GM1 at ARK • Bud Walton Arena	11/06/24	76-60

AT ARKANSAS

1	11/06/24	LIPSCOMB	76-60

COACHES WITH 900 ON-COURT NCAA D-I WINS

D-I Coaches w/ 900 Wins	D-I Wins Only	Gms to reach 900 D-I Only Wins (rank)
1. Mike Krzyzewski	1,202	1,183 (2)
2. Jim Boeheim	1,116	1,251 (3)
3. Roy Williams	903	1,161 **(1)**
4. Bob Knight	902	1,269 (4)
Rick Pitino	**886**	**in 1,197 gms**
JOHN CALIPARI	**878**	**in 1,155 gms**

COACHES WITH THE MOST NCAA TOURNEY WINS

	Coach	Wins	Gms	Record
1.	Mike Krzyzewski	101	135	101-31 (.765)
2.	Roy Williams	79	106	79-27 (.745)
3.	Dean Smith	65	90	65-25 (.722)
4.	Jim Boeheim	62	96	62-34 (.646)
5.	**JOHN CALIPARI (active)**	**59**	**82**	**59-23 (.720)**
	Tom Izzo (active)	**59**	**85**	**59-26 (.694)**
7.	**Bill Self (active)**	**57**	**81**	**57-24 (.734)**
8.	**Rick Pitino (active)**	**55**	**77**	**55-22 (.714)**
9.	Jim Calhoun	51	71	51-20 (.718)
10.	John Wooden	47	57	47-10 (.825)

CAL IN THE NCAA TOURNEY (24 appearances)

Overall		59-23	UMass	MEM	UK	ARK
1st Rd	24 app	**21-3**	5-0	5-1	10-2	1-0
2nd Rd	21 app	**16-5**	3-2	4-1	8-2	1-0
Sweet 16	16 app	**12-4**	2-1	3-1	7-1	0-1
Elite 8	12 app	**6-6**	1-1	1-2	4-3	-
Final Four	6 app	**3-3**	0-1	1-0	2-2	-
Championship	3 app	**1-2**	-	0-1	1-1	-

COACHES WITH THE MOST NCAA APPEARANCES

Coach	Tot App (Rank)	Sweet 16 (Rank)	Final 4 (Rank)
Mike Krzyzewski	36 (1)	26 (1)	13 (1)
Jim Boeheim	33 (2)	20 (3)	5 (T-10)
Roy Williams	30 (3)	19 (4)	9 (4)
Bob Knight	28 (T-4)	15 (8)	5 (T-10)
Lute Olson	28 (T-4)	13 (T-11)	5 (T-10)
Tom Izzo	27 (T-6)	16 (T-5)	8 (5)
Dean Smith	27 (T-6)	21 (2)	11 (3)
JOHN CALIPARI	**24 (8)**	**16 (T-5)**	**6 (T-7)**
Denny Crum	23 (9)	16 (T-5)	6 (T-7)
Rick Pitino	22 (10)	13 (T-11)	7 (6)
Jim Calhoun	22 (11)	12 (13)	4 (T-14*)
Adolph Rupp	20 (12)	14 (T-9)	6 (T-7)
John Wooden	16 (13)	14 (T-9)	12 (2)
Guy Lewis	14 (--)	10 (--)	5 (T-10)

** - tied with 7 others*

MOST NCAA D-I ON-COURT WINS

MOST 20-WIN SEASONS

	Coach	Wins
1.	Mike Krzyzewski	37
2.	Jim Boeheim	36
3.	**JOHN CALIPARI**	**30**
	Dean Smith	30
5.	Rick Pitino	29
	Roy Williams	29
7.	Bill Self	28
	Bob Huggins	28
	Lute Olson	28

MOST 30-WIN SEASONS

	Coach	Wins
1.	Mike Krzyzewski	16
2.	Roy Williams	12
3.	**JOHN CALIPARI**	**11**
	Bill Self	11
5.	Rick Pitino	9

NBA DRAFT PICKS

MOST PLAYERS DRAFTED

	Coach	Players
1.	Mike Krzyzewski	74
2.	Dean Smith	65
3.	**John Calipari**	**62**
4.	Adolph Rupp	46
	Jim Boeheim	46

MOST NBA 1st & 2nd ROUND PICKS

	Coach	Players
1.	Mike Krzyzewski	66
2.	**JOHN CALIPARI**	**62**
3.	Roy Williams	32
4.	Dean Smith	25
5.	Jim Boeheim	23
6.	Bill Self	20

MOST NBA 1st ROUND PICKS

	Coach	Players
1.	Mike Krzyzewski	46
2.	**JOHN CALIPARI**	**43**
3.	Roy Williams	42
4.	Jim Boeheim	38
5.	Bill Self	35
6.	Dean Smith	30
	Bob Knight	30

MOST NBA LOTTERY PICKS

	Coach	Players
1.	**JOHN CALIPARI**	**29**
	Mike Krzyzewski	29
3.	Roy Williams	17

MOST CONSECUTIVE YEARS WITH AN NBA PICK

	Coach	Years	Span
1.	Dean Smith	23	1965-87
2.	**JOHN CALIPARI**	**18***	**2008-25**
3.	Mike Krzyzewski	12	2011-22
4.	John Wooden	11	1964-74
5.	Bill Self	9	2010-18
6.	Jim Boeheim	8	1986-93

** - active streak also, **THE ONLY COACH** ever to have a streak of 18 straight years with a played taken in the 1st or 2nd round*

COACHES TO WIN 150+ GMS AT 3 D-I SCHOOLS

	Coach	Schools
1.	**JOHN CALIPARI**	**193 @ UMass** **252 @ Memphis** **410 @ Kentucky**
2.	Cliff Ellis	171 @ South Alabama 177 @ Clemson 186 @ Auburn 297 @ Coastal Carolina
3.	Jim Larrañaga	170 @ Bowling Green 273 @ George Mason 274 @ Miami (Fla.)

MOST NCAA D-I ON-COURT WINS IN A SEASON

John Calipari and Mike Krzyzewski are the only two coaches to have won at least 35 games in a season on five separate occasions.

	Coach	Wins	Team	Year	Record
1.	**JOHN CALIPARI**	**38**	**KENTUCKY**	**2014-15**	**38-1**
	JOHN CALIPARI	**38**	**KENTUCKY**	**2011-12**	**38-2**
	JOHN CALIPARI	**38**	**MEMPHIS**	**2007-08**	**38-2**
4.	Dan Hurley	37	UConn	2023-24	37-3
	Mark Few	37	Gonzaga	2016-17	37-2
	Bill Self	37	Kansas	2007-08	37-3
	Bruce Weber	37	Illinois	2004-05	37-2
	Mike Krzyzewski	37	Duke	1998-99	37-2
	Jerry Tarkanian	37	UNLV	1986-87	37-2
	Mike Krzyzewski	37	Duke	1985-86	37-3
11.	Todd Golden	36	Florida	2024-25	36-4
	Jay Wright	36	Villanova	2017-18	36-4
	Bo Ryan	36	Wisconsin	2014-15	36-4
	Billy Donovan	36	Florida	2013-14	36-3
	Roy Williams	36	North Carolina	2007-08	36-3
	Adolph Rupp	36	Kentucky	1947-48	36-3
	Schubert Dyche	36	Montana State	1928-29	36-2
	Ott Romney	36	Montana State	1927-28	36-2
19.	Kelvin Sampson	35	Houston	2024-25	35-5
	Jon Scheyer	35	Duke	2024-25	35-4
	Dusty May	35	FAU	2022-23	35-4
	Tony Bennett	35	Virginia	2018-19	35-3
	Jay Wright	35	Villanova	2015-16	35-5
	Mark Few	35	Gonzaga	2014-15	35-3
	Mike Krzyzewski	35	Duke	2014-15	35-4
	Gregg Marshall	35	Wichita State	2013-14	35-1
	Rick Pitino	35	Louisville	2012-13	35-5
	Bill Self	35	Kansas	2010-11	35-3
	JOHN CALIPARI	**35**	**KENTUCKY**	**2009-10**	**35-3**
	Mike Krzyzewski	35	Duke	2009-10	35-5
	Ben Howland	35	UCLA	2007-08	35-4
	Billy Donovan	35	Florida	2006-07	35-5
	Thad Matta	35	Ohio State	2006-07	35-4
	Mike Krzyzewski	35	Duke	2000-01	35-4
	Tubby Smith	35	Kentucky	1997-98	35-4
	Roy Williams	35	Kansas	1997-98	35-4
	Rick Pitino	35	Kentucky	1996-97	35-5
	JOHN CALIPARI	**35**	**UMASS**	**1995-96**	**35-2**
	Jerry Tarkanian	35	UNLV	1989-90	35-5
	Lute Olson	35	Arizona	1987-88	35-3
	Billy Tubbs	35	Oklahoma	1987-88	35-4
	Larry Brown	35	Kansas	1985-86	35-4
	John Thompson	35	Georgetown	1984-85	35-3

Active Coaches Wins as AP Top-Ranked Coach

Thru 12/15/25

	Coach (Schools)	Records
1.	**John Calipari (UMass, UM, UK)**	**110-13**
2.	Mark Few (Gonzaga)	68-8
3.	Bill Self (Kansas)	60-13
4.	Matt Painter (Purdue) • ***8-1 in 2025-26***	23-7
5.	Thad Matta (Ohio State, Butler)	22-3
6.	Kelvin Sampson (Houston) • ***2-0 in 2025-26***	19-4
7.	Dan Hurley (UConn)	16-1
	Rick Barnes (Texas, Tennessee)	16-4
	Scott Drew (Baylor)	16-4
10.	Tom Izzo (Michigan State)	15-5

COACHES WITH THE MOST WINS OVER AP #1

	Coach	Wins
1.	Roy Williams (5 North Carolina, 3 Kansas)	8
2.	Mike Krzyzewski (7 Duke)	7
	Gary Williams (6 Maryland, 1 Ohio St.)	7
4.	**John Calipari (3 UMass, 3 Kentucky)**	**6**
	Digger Phelps (6 Notre Dame)	6
	Dean Smith (6 North Carolina)	6

MOST POINTS BY..

CAL'S COLLEGE TEAMS (50 gms) 50-0

PTS	TEAM	OPPONENT	DATE	RESULT
118	Kentucky	Marshall	11/24/23	W, 118-82
117	Kentucky	Alabama	02/24/24	W, 117-95
115	**Arkansas**	**JACKSON STATE**	**11/21/25**	**W, 115-61**
115	Kentucky	vs Arizona State (Atlantis)	11/28/16	W, 115-69
112	Memphis	Howard	01/03/01	W, 112/42
111	Kentucky	Arkansas	03/02/24	W, 111-102
111	Kentucky	Tennessee-Martin	11/25/16	W, 111-76
111	Memphis	Jackson State	11/16/06	W, 111-69
111	Memphis	Eastern Kentucky	12/01/01	W, 111-74
110	Kentucky	Auburn	02/21/15	W, 110-75
109	**Arkansas**	**SOUTHERN**	**11/03/25**	**W, 109-77**
109	**Arkansas**	**MARYLAND EASTERN SHORE**	**11/25/24**	**W, 109-35**
109	Kentucky	at Vanderbilt	02/06/24	W, 109-77
109	Memphis	Austin Peay	02/22/01	W, 109-68
108	**Arkansas**	**QUEENS (NC)**	**12/16/25**	**W, 108-80**
108	Kentucky	Marist	11/11/11	W, 108-58
108	Memphis	Lamar	01/03/09	W, 108-75
108	Memphis	Lamar	11/28/05	W, 108-83
107	Kentucky	Tennessee	01/15/22	W, 107-79
107	Kentucky	UIC	11/26/17	W, 107-73
106	Kentucky	South Carolina State	11/17/22	W, 106-63
106	UMass	vs Rutgers (A-10)	03/08/92	W, 106-94
105	Kentucky	Georgia	01/20/24	W, 105-96
105	Kentucky	Texas-Arlington	11/19/13	W, 105-76
105	Memphis	at Tulane	02/18/06	W, 105-65
105	UMass	Rutgers	01/28/89	W, 105-89
104	Kentucky	Long Island	11/23/12	W, 104-75
104	Kentucky	Hartford	12/29/09	W, 104-61
104	Memphis	Austin Peay	11/27/07	W, 104-82
104	UMass	vs Arkansas (Tipofff Classic)	11/25/94	W, 104-80
104	UMass	St, Bonaventure	02/22/92	W, 104-67
103	**Arkansas**	**JAMES MADISON**	**12/29/25**	**W, 103-74**
103	Kentucky	vs. North Carolina (Brooklyn)	12/17/16	W, 103-100
103	Memphis	Tulane	02/12/05	W, 103-71
103	UMass	at Dugesne	11/25/64	W, 103-53
102	Kentucky	vs Indiana (NCAA)	03/23/12	W, 102-90
102	Kentucky	Sam Houston	11/19/09	W, 102-92
102	Memphis	Siena	01/03/08	W, 102-58
102	Memphis	Tennessee-Martin	11/05/07	W, 102-71
102	Memphis	Savannah State	11/11/04	W, 102-40
102	Memphis	UAB	01/23/02	W, 102-81
101	Kentucky	Stonehill	11/17/23	W, 101-67
101	Kentucky	Cleveland State	11/23/16	W, 101-70
101	Kentucky	Lafayette	11/16/12	W, 101-49
101	Kentucky	Arkansas	01/23/10	W, 101-70
100	Kentucky	Robert Morris	11/12/21	W, 100-60
100	Kentucky	Texas A&M	01/03/17	W, 100-58
100	Kentucky	vs ETSU (NCAA)	03/18/10	W, 100-71
100	Memphis	Marist	12/02/08	W, 100-61
100	Memphis	at South Florida	02/07/01	W, 100-89

CAL'S COLLEGE OPPONENTS (12 gms) 2-10

PTS	TEAM	OPPONENT	DATE	RESULT
118	Kentucky	vs Duke	11/06/18	L, 84-118
109	UMass	at Penn State	01/05/89	L, 79-109
105	UMass	at Duquesne	02/18/89	L, 74-105
104	UMass	at UConn	01/30/89	L, 75-104
103	Kentucky	Tennessee	02/03/24	L, 92-103
103	UMass	at Rutgers	02/24/91	L, 96-103
103	UMass	at George Washington	01/21/89	L, 77-103
102	Kentukcy	Arkansas	03/02/24	W, 111-102
102	Memphis	vs Missouri	03/26/09	L, 91-102
101	UMass	at George Washington	02/15/90	L, 95-101
100	Kentcuky	vs North Carolina	12/17/16	W, 103-100
100	UMass	at Rhode Island	02/09/89	L, 76-100

FEWEST POINTS BY....

CAL'S COLLEGE TEAMS

PTS	TEAM	OPPONENT	DATE	RESULT
44	Memphis	Louisville	02/26/05	L, 44-53
44	UMass	at Temple	01/09/93	L, 44-52
45	Memphis	vs UCLA	03/25/06	L, 45-50
46	Memphis	at UAB	02/08/02	L, 46-64
48	Kentucky	vs Vanderbilt	03/15/13	L, 48-64
50	Kentucky	at Notre Dame	11/29/12	L, 50-64
50	UMass	at Maryland	12/02/95	W, 50-47

CAL'S COLLEGE OPPONENTS

PTS	TEAM	OPPONENT	DATE	RESULT
28	Kentucky	Montana State	11/23/14	W, 86-28
35	**Arkansas**	**MARYLAND EASTERN SHORE**	**11/25/24**	**W, 109-35**
35	UMass	at Temple	01/01/96	W, 59-35
37	Kentucky	Missouri	01/13/15	W, 86-37
37	Memphis	Tulsa	02/11/09	W, 63-37
38	Kentucky	Providence	11/30/14	W, 58-38
39	Kentucky	vs West Virginia	03/26/15	W, 78-39
39	Memphis	Tulsa	03/14/09	W, 64-39

ARKANSAS PLAYER GAME HIGHS • CAL ERA:

MOST POINTS:

30	Johnell Davis vs Texas Tech 03/27/25
29	**Darius Acuff Jr. vs Tennessee 01/03/26**
28	**Meleek Thomas vs James Madison 12/29/25**
27	**Darius Acuff Jr. vs Houston 12/20/25**
27	Zvonimir Ivisic vs Alabama 02/08/25
26	**Darius Acuff Jr. at Ole Miss 01/07/26**
26	**Trevon Brazile vs Queens 12/16/25**
26	**Meleek Thomas vs Winthrop 11/18/25**
26	Adou Thiero vs UTSA 12/07/24
26	Adou Thiero vs Illinois 11/28/24
Season Opener:	**25, Trevon Brazile vs Southern 11/02/25**
SEC Opener:	**29, Darius Acuff Jr. vs Tennessee 01/03/26**
SEC Game:	**29, Darius Acuff Jr. vs Tennessee 01/03/26**
SEC Tourney:	17, Jonas Aidoo vs Ole Miss 03/13/25
NCAA Tourney:	30, Johnell Davis vs Texas Tech 03/27/25
Bud Walton:	**29, Darius Acuff Jr. vs Tennessee 01/03/26**
Road Game:	**26, Darius Acuff Jr. at Ole Miss 01/07/26**
Neutral Site:	**27, Darius Acuff Jr. vs Houston 12/20/25**
Ranked Opp:	**27 (2x) LAST Darius Acuff Jr. vs #8 Houston 12/20/25**
Freshman:	**29, Darius Acuff Jr. vs Tennessee 01/03/26**
Sophomore:	27, Zvonimir Ivisic vs Alabama 02/08/25
Junior:	26 (2x), Adou Thiero vs Illinois and UTSA
Senior:	**26, Trevon Brazile vs Queens 12/16/25**
5th-Yr SR/Grad:	30, Johnell Davis vs Texas Tech 03/27/25

MOST POINTS IN AN SEC GAME:

29	**Darius Acuff Jr. vs Tennessee 01/03/26**
27	Zvonimir Ivisic vs Alabama 02/08/25
26	**Darius Acuff Jr. at Ole Miss 01/07/26**
25	Zvonimir Ivisic vs LSU 02/12/25
24	Johnell Davis at Texas 02/05/25

MOST POINTS IN A HALF:

23	Boogie Fland (2nd) vs Oakland 12/30/24
20	**Darius Acuff Jr. at Ole Miss 01/07/26**
20	**Darius Acuff Jr. (1st) vs Southern 11/02/25**
19	**Darius Acuff Jr. vs Tennessee 01/03/26**
18	**Meleek Thomas (12st) vs James Madison 12/29/25**
18	**Trevon Brazile (1st) vs Queens 12/16/25**
18	**Trevon Brazile (2nd) vs Texas Tech 12/13/25**
18	Adou Thiero (2nd) vs Illinois 11/28/24

MOST POINTS OFF THE BENCH:

28	**Meleek Thomas vs James Madison 12/29/25**
26	**Meleek Thomas vs Winthrop 11/18/25**
21	**Malique Ewin vs Jackson State 11/21/25**
21	**Meleek Thomas vs Southern 11/02/25**
21	Jonas Aidoo vs Mississippi State 03/08/22
21	Karter Knox vs UMES 11/25/24

MOST FIELD GOALS MADE:

10	**(10-20)**	**Meleek Thomas vs Winthrop 11/18/25**
10	(10-13)	Zvonimir Ivisic vs LSU 02/12/25
10	(10-18)	Zvonimir Ivisic vs Alabama 02/08/25
10	(10-15)	Adou Thiero vs Baylor 11/09/24

BEST FIELD GOAL PERCENTAGE:

6-9 FGA	**1.000 (6-6)**	**D.J. Wagner vs Jackson St 11/21/25**
	1.000 (6-6)	Jonas Aidoo vs UCA 12/14/24
	.889 (8-9)	**Malique Ewin vs Jackson St 11/21/25**
	.833 (5-6)	Trevon Brazile vs Texas 02/26/25
10-15 FGA	**.818 (9-11)**	**Trevon Brazile vs Queens 12/16/25**
	.800 (8-10)	Adou Thiero vs UTSA 12/07/24
	.769 (10-13)	Zvonimir Ivisic vs LSU 02/12/25
	.727 (8-11)	**Karter Knox vs Texas Tech 12/13/25**
	.727 (8-11)	**Trevon Brazile vs Louisville 12/03/25**
16-20 FGA	.563 (9-16)	Boogie Fland vs Oakland 12/30/24
	.556 (10-18)	Zvonimir Ivisic vs Alabama 02/08/25
20 PLUS FGA	**.500 (10-20)**	**Meleek Thomas vs Winthrop 11/18/25**
	.364 (8-22)	Johnell Davis vs Texas Tech 03/27/25

MOST 3-POINTERS MADE:

6	**(6-10)**	**Meleek Thomas vs James Madison 12/29/25**
6	(6-7)	Zvonimir Ivisic vs Troy 11/13/24
5	**(5-7)**	**Trevon Brazile vs Queens 12/16/25**
5	(5-9)	Zvonimir Ivisic vs Alabama 02/08/25
5	(5-8)	Boogie Fland vs Oakland 12/30/24

BEST 3-POINT PERCENTAGE:

MIN 5 3PTA	.857 (6-7)	Zvonimir Ivisic vs Troy 11/13/24
	.714 (5-7)	**Trevon Brazile vs Queens 12/16/25**
	.625 (5-8)	Boogie Fland vs Oakland 12/30/24
	.667(4-5)	**D.J. Wagner vs JMU 12/29/25**
	.667(4-5)	**Trevon Brazile vs Texas Tech 12/13/25**
	.667(4-5)	**Karter Knox vs UCA 11/11/25**
10 PLUS 3PTA	**.600 (6-10)**	**Meleek Thomas vs JMU 12/29/25**
	.400 (4-10)	**Meleek Thomas vs Southern 11/02/25**
	.308 (4-13)	**Meleek Thomas vs UCA 11/11/25**

MOST FREE THROWS MADE:

12	(12-21)	Adou Thiero vs Illinois 11/28/24
11	**(11-12)**	**Darius Acuff Jr. at Ole Miss 01/07/26**
11	(11-11)	Johnell Davis vs Texas Tech 03/27/25
11	(11-13)	Karter Knox vs Georgia 01/23/25
10	**(10-17)**	**Malique Ewin vs Houston 12/20/25**
10	(10-13)	Adou Thiero vs UTSA 12/07/24

MOST FREE THROWS ATTEMPTED:

21	(12-21)	Adou Thiero vs Illinois 11/28/24
17	**(10-17)**	**Malique Ewin vs Houston 12/20/25**
13	(11-13)	Karter Knox vs Georgia 01/23/25
13	(10-13)	Adou Thiero vs UTSA 12/07/24

BEST FREE THROW PERCENTAGE:

AT LEAST 7 ATT	**1.000 (8-8)**	**Meleek Thomas vs Tennessee 1/03/26**
	1.000 (7-7)	D.J. Wagner vs Miss State 03/08/22
	1.000 (7-7)	Zvonimir Ivisic vs Missouri 02/22/25
10-15 FTA	1.000 (11-11)	Johnell Davis vs Texas Tech 03/27/25
	.916 (11-12)	**Darius Acuff Jr. at Ole Miss 01/07/26**
	.900 (9-10)	Boogie Fland vs Little Rock 11/22/24
	.846 (11-13)	Karter Knox vs Georgia 01/23/25
16 PLUS FTA	**.588 (10-17)**	**Malique Ewin vs Houston 12/20/25**
	.571 (12-21)	Adou Thiero vs Illinois 11/28/24

MOST REBOUNDS:

14	Trevon Brazile at Vanderbilt 03/04/25
12	Trevon Brazile vs Kansas 03/20/25
12	Zvonimir Ivisic at Texas 02/05/25
11	**Trevon Brazile vs Duke 11/27/25**
11	**Trevon Brazile vs Southern 11/02/25**
11	Trevon Brazile vs Ole Miss 03/13/25
11	Jonas Aidoo vs South Carolina 03/12/25
11	Trevon Brazile vs Mississippi State 03/08/22
11	Adou Thiero vs Georgia 01/23/25
11	Jonas Aidoo vs NC A&T 12/21/24
Season Opener:	**11, Trevon Brazil vs Southern 11/02/25**
SEC Opener:	**7, Trevon Brazile & Karter Knox vs Tenn 01/03/26**
SEC Game:	14, Trevon Brazile at Vanderbilt 03/04/25
SEC Tourney:	11, Jonas Aidoo vs South Carolina 03/12/25
NCAA Tourney:	12, Trevon Brazile vs Kansas 03/20/25
Bud Walton:	**11 (4x), LAST Trevon Brazile vs Southern 11/02/25**
Road Game:	14, Trevon Brazile at Vanderbilt 03/04/25
Neutral Site:	12, Trevon Brazile vs Kansas 03/20/25
Ranked Opp:	**11 (2x) LAST, Trevon Brazile vs Duke 11/27/25**
Freshman:	9 (2x), LAST Billy Richmond III vs St. John's 03/22/25
Sophomore:	12, Zvonimir Ivisic at Texas 02/05/25
Junior:	14, Trevon Brazile at Vanderbilt 03/04/25
Senior:	**11 (4x), LAST: Trevon Brazile vs Duke 11/27/25**
5th-Yr SR/Grad:	6 (3x), LAST: Johnell Davis vs Texas Tech 03/27/25

MOST OFFENSIVE REBOUNDS:

7	**Malique Ewin vs Louisville 12/03/25**
6	Trevon Brazile vs Ole Miss 03/13/25
6	Jonas Aidoo vs Mississippi State 03/08/22
5	3x - LAST: Adou Thiero vs Georgia 01/23/25

MOST DEFENSIVE REBOUNDS:

12	Zvonimir Ivisic at Texas 02/05/25
11	Trevon Brazile vs Mississippi State 03/08/22
10	Trevon Brazile at Vanderbilt 03/04/25

MOST ASSISTS:

11	Boogie Fland vs NC A&T 12/21/24
10	**Darius Acuff Jr. vs Queens 12/16/25**
10	**Darius Acuff Jr. vs Louisville 12/03/25**
9	**Darius Acuff Jr. at Ole Miss 01/07/26**
9	D.J. Wagner vs Alabama 02/08/25
9	Boogie Fland vs UCA 12/14/24
8	**Darius Acuff Jr. vs Texas Tech 12/13/25**
8	**Darius Acuff Jr. vs Fresno State 12/06/25**
8	D.J. Wagner at Kentucky 02/01/25
Season Opener:	**7, D.J. Wagner & Meleek Thomas vs Southern 11/02/25**
SEC Opener:	**4, Darius Acuff Jr. vs Tennessee 01/03/26**
SEC Game:	**9 (2x) LAST Darius Acuff Jr. at Ole Miss 01/07/26**
SEC Tourney:	6, D.J. Wagner vs South Carolina 03/12/25
NCAA Tourney:	6, D.J. Wagner vs Kansas 03/20/25
Bud Walton:	11, Boogie Fland vs NC A&T 12/21/24
Road Game:	**9 Darius Acuff Jr. at Ole Miss 01/07/26**
Neutral Site:	9, Boogie Fland vs UCA 12/14/24
Ranked Opp:	**10, Darius Acuff Jr. vs #6 Louisville 12/03/25**
Freshman:	11, Boogie Fland vs NC A&T 12/21/24
Sophomore:	9, D.J. Wagner vs Alabama 02/08/25
Junior:	**7 (2x), LAST D.J. Wagner vs Jackson St 11/21/25**
Senior:	**3 (2x), LAST Trevon Brazile vs JMU 12/29/25**
5th-Yr SR/Grad:	6 (2x), LAST Johnell Davis at Kentucky 02/01/25

ARKANSAS TEAM HIGHS/LOWS • CAL ERA:

MOST POINTS-REBOUNDS-ASSISTS:

39	**(27-5-7)**	**Darius Acuff Jr. vs Houston 12/20/25**
39	(26-10-3)	Adou Thiero vs UTSA 12/07/24
37	**(25-11-1)**	**Trevon Brazile vs Southern 11/03/25**
37	(30-6-1)	Johnell Davis vs Texas Tech 03/27/25
36	**(29-3-4)**	**Darius Acuff Jr. vs Tennessee 01/03/26**
36	**(23-3-10)**	**Darius Acuff Jr. vs Queens 12/16/25**
36	(27-7-2)	Zvonimir Ivisic vs Alabama 02/08/25

MOST STEALS:

6	Adou Thiero vs Little Rock 11/22/24
5	Boogie Fland vs UCA 12/14/24
4	**Trevon Brazile vs Fresno State 12/06/25**
4	Johnell Davis vs Ole Miss 03/13/25
4	Trevon Brazile vs South Carolina 03/12/25
4	Johnell Davis vs Missouri 02/22/25
4	Johnell Davis at Texas 02/05/25
4	Johnell Davis vs Oklahoma 01/25/25
4	Adou Thiero vs UMES 11/25/24
4	Adou Thiero vs Pacific 11/18/24
4	Boogie Fland vs Pacific 11/18/24
4	D.J. Wagner vs Troy 11/13/24
Season Opener:	**3 (2x), LAST Meleek Thomas vs Southern 11/02/25**
SEC Opener:	**3 (2x), LAST Meleek Thomas vs Tennessee 01/03/26**
SEC Game:	4 (3x), LAST Johnell Davis vs Missouri 02/22/25
SEC Tourney:	4 (2x), LAST Johnell Davis vs Ole Miss 03/13/25
NCAA Tourney:	3 (2x) Aidoo and Fland vs Kansas 03/20/25
Bud Walton:	6, Adou Thiero vs Little Rock 11/22/24
Road Game:	4, Johnell Davis at Texas 02/05/25
Neutral Site:	5, Boogie Fland vs UCA 12/14/24
Ranked Opp:	4, Johnell Davis vs Missouri 02/22/25
Freshman:	5, Boogie Fland vs UCA 12/14/24
Sophomore:	4, D.J. Wagner vs Troy 11/13/24
Junior:	6, Adou Thiero vs Little Rock 11/22/24
Senior:	**4, Trevon Brazile vs Fresno State 12/06/25**
5th-Yr SR/Grad:	4 (4x), LAST Johnell Davisvs Ole Miss 03/13/25

MOST BLOCKED SHOTS:

6	Trevon Brazile vs Oakland 12/30/24
5	Trevon Brazile vs UCA 12/14/24
5	Zvonimir Ivisic vs Troy 11/13/24
Season Opener:	3, Zvonimir Ivisic vs Lipscomb 11/06/24
SEC Opener:	**4, Malique Ewin vs Tennessee 01/03/26**
SEC Game:	4 (4x), LAST Zvonimir Ivisic at Texas A&M 02/15/25
SEC Tourney:	2, Billy Richmond III vs South Carolina 03/12/25
NCAA Tourney:	4, Karter Knox vs St. John's 03/22/25
Bud Walton:	6, Trevon Brazile vs Oakland 12/30/24
Road Game:	4 (2x), LAST Zvonimir Ivisic at Texas 02/05/25
Neutral Site:	5, Trevon Brazile vs UCA 12/14/24
Ranked Opp:	**4 (2x), LAST Malique Ewin vs Tennessee 01/03/26**
Freshman:	4, Karter Knox vs St. John's 03/22/25
Sophomore:	5, Zvonimir Ivisic vs Troy 11/13/24
Junior:	6, Trevon Brazile vs Oakland 12/30/24
Senior:	**4 (3x), LAST Malique Ewin vs Tennessee 01/03/26**
5th-Yr SR/Grad:	1 (5x), LAST Johnell Davis vs Kansas 03/20/25

MOST MINUTES:

40:34	OT	Karter Knox vs Texas 02/26/25
40:00		D.J. Wagner vs Kansas 03/20/25
39:44	OT	Trevon Brazile vs Texas 02/26/25
39:25		Johnell Davis at Texas 02/05/25
39:13		Johnell Davis vs Texas Tech 03/27/25
39:01		Boogie Fland vs Baylor 11/09/24
39:00		Johnell Davis vs Missouri 02/22/25
Season Opener:		36:15, Johnell Davis vs Lipscomb 11/06/24
SEC Opener:		36:27, D.J. Wagner at Tennessee 01/04/25
SEC Game:		40:34 (OT), Karter Knox vs Texas 02/26/25
		39:25, Johnell Davis at Texas 02/05/25
SEC Tourney:		38:34, D.J. Wagner vs Ole Miss 03/13/25
NCAA Tourney:		40:00, D.J. Wagner vs Kansas 03/20/25
Bud Walton:		40:34 (OT), Karter Knox vs Texas 02/26/25
		38:49, D.J. Wagner vs Ole Miss 01/08/25
Road Game:		38:15, Johnell Davis at Kentucky 02/01/25
Neutral Site:		39:01, Boogie Fland vs Baylor 11/09/24
Ranked Opp:		39:01, Boogie Fland vs #8 Baylor 11/09/24
Freshman:		40:39 (OT), Karter Knox vs Texas 02/26/25
		39:01, Boogie Fland vs Baylor 11/09/24
Sophomore:		40:00, D.J. Wagner vs Kansas 03/20/25
Junior:		39:44 (OT), Trevon Brazile vs Texas 02/26/25
		37:41, Adou Thiero at Miami 12/03/24
Senior:		38:44, Jonas Aidoo vs Kansas 03/20/25
5th-Yr SR/Grad:		39:25, Johnell Davis at Texas 02/05/25

MOST POINTS:

115	**vs Jackson St 11/21/25**	**W, 115-61**
109	**vs Southern 11/02/25**	**W, 109-77**
109	vs UMES 11/25/24	W, 109-35
108	**vs Queens 12/16/25**	**W, 108-80**
103	**vs James Madison 12/29/25**	**W, 103-74**
95	vs NC A&T 12/21/24	W, 95-67
94	**at Ole Miss**	**W, 94-87**

FEWEST POINTS:

52	at Tennessee 01/04/25	L, 52-76
53	at South Carolina 03/01/25	L, 53-72
60	at Auburn 02/19/25	L, 60-67
61	at Texas A&M 02/15/25	L, 61-69

LARGEST MARGIN OF VICTORY:

74	vs UMES 11/25/24	W, 109-35
64	**vs Jackson St 11/21/25**	**W, 115-61**
37	**vs UCA 11/11/25**	**W, 93-56**
32	**vs Southern 11/02/25**	**W, 109-77**
30	vs Oakland 12/30/24	W, 92-62

SEC - LARGEST MARGIN OF VICTORY:

13	at Vanderbilt 03/04/25	W, 90-77
12	vs LSU 02/12/25	W, 70-58
11	**vs Tennessee 01/03/26**	**W, 86-75**
10	at Kentucky 02/01/25	W, 89-79

LARGEST MARGIN OF VICTORY @ BWA:

74	vs UMES 11/25/24	W, 109-35
64	**vs Jackson St 11/21/25**	**W, 115-61**
37	**vs UCA 11/11/25**	**W, 93-56**
32	**vs Southern 11/02/25**	**W, 109-77**
30	vs Oakland 12/30/24	W, 92-62

SEC - LARGEST MARGIN OF VICTORY @ BWA:

13	at Vanderbilt 03/04/25	W, 90-77
12	vs LSU 02/12/25	W, 70-58
11	**vs Tennessee 01/03/26**	**W, 86-75**
7	vs Missouri 02/22/25	W, 92-85
5	vs Texas 02/26/25	W, 86-81 (OT)

LARGEST MARGIN IN ROAD VICTORY:

13	at Vanderbilt 03/04/25	W, 90-77
10	at Kentucky 02/01/25	W, 89-79
8	at Texas 02/05/25	W, 78-70
3	at Miami 12/03/24	W, 76-73

SEC - LARGEST MARGIN IN ROAD VICTORY:

13	at Vanderbilt 03/04/25	W, 90-77
10	at Kentucky 02/01/25	W, 89-79
8	at Texas 02/05/25	W, 78-70

LARGEST MARGIN IN NEUTRAL SITE VICTORY:

25	NLR	vs UCA 12/14/24	W, 82-57
24	**NLR**	**vs Fresno State 12/06/25**	**W, 82-58**

LARGEST MARGIN OF VICTORY SEC TOURNEY:

4	vs South Carolina 03/12/25	W, 72-68

LARGEST MARGIN OF VICTORY NCAA TOURNEY:

9	vs St. John's 03/22/25	W, 75-66
7	vs Kansas 03/20/25	W, 79-72

LARGEST MARGIN OF DEFEAT:

24	at Tennessee 01/04/25	L, 52-76
19	at South Carolina 03/01/25	L, 53-72
18	at Missouri 01/18/25	L, 65-83
13	vs Illinois 11/28/24	L, 77-90

SEC - LARGEST MARGIN OF DEFEAT:

24	at Tennessee 01/04/25	L, 52-76
19	at South Carolina 03/01/25	L, 53-72
18	at Missouri 01/18/25	L, 65-83
8	at Texas A&M 02/15/25	L, 61-69
8	vs Florida 01/11/25	L, 63-71

LARGEST MARGIN OF DEFEAT @ BWA:

8	vs Florida 01/11/25	L, 63-71
7	vs Ole Miss 01/08/25	L, 66-73

SEC - LARGEST MARGIN OF DEFEAT @ BWA:

8	vs Florida 01/11/25	L, 63-71
7	vs Ole Miss 01/08/25	L, 66-73

LARGEST MARGIN OF DEFEAT IN ROAD GAME:

24	at Tennessee 01/04/25	L, 52-76
19	at South Carolina 03/01/25	L, 53-72
18	at Missouri 01/18/25	L, 65-83
8	at Texas A&M 02/15/25	L, 61-69

SEC - LARGEST MARGIN OF DEFEAT IN ROAD GM:

24	at Tennessee 01/04/25	L, 52-76
19	at South Carolina 03/01/25	L, 53-72
18	at Missouri 01/18/25	L, 65-83
8	at Texas A&M 02/15/25	L, 61-69

LARGEST MARGIN OF DEFEAT NEUTRAL SITE:

13	vs Illinois 11/28/24	L, 77-90
9	**vs Houston 12/20/25**	**L, 85-94**
9	**vs Duke 11/27/25**	**L, 71-80**
5	vs Baylor 11/09/24	L, 67-72

LARGEST MARGIN OF DEFEAT SEC TOURNEY:

3	vs Ole Miss 03/13/25	L, 80-83

LARGEST MARGIN OF DEFEAT NCAA TOURNEY:

2	vs Texas Tech 03/27/25	L, 85-83 OT

MOST FIELD GOALS MADE:

40	(40-72)	vs UMES 11/25/24
39	**(39-61)**	**vs Jackson St 11/21/25**
37	**(37-73)**	**vs Southern 11/03/25**
37	(37-74)	vs NC A&T 12/21/24
36	**(36-64)**	**vs Queens 12/16/25**

MOST FIELD GOALS ATTEMPTED:

74	(37-74)	vs NC A&T 12/21/24
73	**(37-73)**	**vs Southern 11/03/25**
72	(40-72)	vs UMES 11/25/24
69	(27-69)	at LSU 01/15/25
67	**(38-67)**	**vs Louisville 12/03/25**

BEST FIELD GOAL PERCENTAGE:

30-49 FGA	--	
50-59 FGA	.603 (35-58)	vs Oakland 12/30/24
	.600 (33-55)	vs UCA 12/14/24
	.596 (31-52)	vs Pacific 11/18/24
60-69 FGA	**.639 (39-61)**	**vs Jackson St 11/21/25**
	.563 (36-64)	**vs Queens 12/16/25**
	.548 (34-62)	**vs James Madison 12/29/25**
	.540 (34-63)	vs Lipscomb 11/06/24
70 PLUS FGA	.556 (40-72)	vs UMES 11/25/24
	.507 (37-73)	**vs Southern 11/03/25**
	.500 (37-74)	vs NC A&T 12/21/24

FEWEST FIELD GOALS MADE:

15	(15-52)	at South Carolina 03/01/25
18	(18-58)	vs Georgia 01/23/25
18	(18-60)	vs Florida 01/11/25

FEWEST FIELD GOALS ATTEMPTED:

48	(20-48)	at Texas A&M 02/15/25
50	(22-50)	at Texas 02/05/25
52	(15-52)	at South Carolina 03/01/25
52	(31-52)	vs Pacific 11/18/24

WORST FIELD GOAL PERCENTAGE:

.288	(15-52)	at South Carolina 03/01/25
.300	(18-60)	vs Florida 01/11/25
.310	(18-58)	vs Georgia 01/23/25
.370	(20-54)	vs Oklahoma 01/25/25

MOST 3-POINTERS MADE:

15	**(15-28)**	**vs James Madison 12/29/25**
14	**(14-28)**	**vs Queens 12/16/25**
14	(14-34)	vs UMES 11/25/24
13	**(13-34)**	**vs UCA 11/11/25**
13	(13-25)	at Kentucky 02/01/25

MOST 3-POINTERS ATTEMPTED:

34	**(13-34)**	**vs UCA 11/11/25**
34	(14-34)	vs UMES 11/25/24
30	**(10-30)**	**vs Duke 11/27/25**
28	**(15-28)**	**vs James Madison 12/29/25**
28	**(14-28)**	**vs Queens 12/16/25**
28	**(7-28)**	**at Michigan State 11/08/25**
28	**(10-28)**	**vs Southern 11/03/25**

BEST 3-POINT PERCENTAGE:

10-19 3PTA	.529 (9-17)	vs Texas 02/26/25
	.526 (10-19)	**vs Texas Tech 12/1325**
	.500 (9-18)	**vs Jackson St 11/21/25**
	.429 (9-21)	vs Pacific 11/18/24
20-29 3PTA	**.536 (15-28)**	**vs James Madison 12/28/25**
	.520 (13-25)	at Kentucky 02/01/25
	.500 (14-28)	**vs Queens 12/16/25**
30-PLUS 3PTA	.441 (15-34)	vs UMES 11/25/24
	.382 (13-34)	**vs UCA 11/11/25**
	.300 (10-30)	**vs Duke 11/27/25**

FEWEST 3-POINTERS MADE:

2	(2-19)	vs St. John's 03/22/25
3	(3-22)	at South Carolina 03/01/25
3	(3-19)	at Auburn 02/19/25
3	(3-23)	vs Georgia 01/23/25
3	(3-16)	vs Florida 01/11/25
4	(4-12)	vs LSU 02/12/25
4	(4-19)	vs Lipscomb 11/06/24

FEWEST 3-POINTERS ATTEMPTED:

12	(4-12)	vs LSU 02/12/25
15	(5-15)	vs UTSA 12/07/24
16	(3-16)	vs Florida 01/11/25

WORST 3-POINT PERCENTAGE:

.105	(2-19)	vs St. John's 03/22/25
.130	(3-23)	vs Georgia 01/23/25
.136	(3-22)	at South Carolina 03/01/25
.158	(3-19)	at Auburn 02/19/25
.188	(3-16)	vs Florida 01/11/25

MOST FREE THROWS MADE:

29	**(29-33)**	**vs Tennessee 01/03/26**
29	(29-34)	vs Georgia 01/23/25
28	**(28-36)**	**vs Jackson St 11/21/25**
28	(28-37)	vs Missouri 02/22/25
27	**(27-35)**	**vs Louisville 12/03/25**
27	(27-35)	at Texas 02/05/25
25	**(25-28)**	**vs Southern 11/03/25**

MOST FREE THROWS ATTEMPTED:

37	(28-37)	vs Missouri 02/22/25
36	**(28-36)**	**vs Jackson St 11/21/25**
35	**(21-35)**	**vs Houston 12/20/25**
35	**(27-35)**	**vs Louisville 12/03/25**
35	(27-35)	at Texas 02/05/25
35	(24-35)	vs Florida 01/11/25

BEST FREE THROW PERCENTAGE:

10-19 FTA	.938 (15-16)	vs South Carolina 03/12/25
	.857 (12/14)	vs Oakland 12/30/24
	.846 (11-13)	at LSU 01/15/25
20-29 FTA	**.944 (25-28)**	**vs Southern 11/03/25**
	.909 (20-22)	**vs Winthrop 11/18/25**
	.864 (19-22)	vs Texas Tech 03/27/25
	.857 (18-21)	vs Alabama 02/08/25
30-PLUS FTA	**.879 (29-33)**	**vs Tennessee 01/03/26**
	.853 (29-34)	vs Georgia 01/23/25
	.778 (28-36)	**vs Jackson St 11/21/25**
	.771 (27-35)	**vs Louisville 12/03/25**
	.771 (27-35)	at Texas 02/05/25

FEWEST FREE THROWS MADE:

4	(4-8)	at Missouri 01/18/25
4	(4-7)	vs Lipscomb 11/06/24
5	(5-9)	at Miami 12/03/24
6	(6-13)	at Tennessee 01/04/25

FEWEST FREE THROWS ATTEMPTED:

7	(4-7)	vs Lipscomb 11/06/24
8	(4-8)	at Missouri 01/18/25
9	(7-9)	vs UCA 12/14/24
9	(5-9)	at Miami 12/03/24

WORST FREE THROW PERCENTAGE:

.462	(6-13)	at Tennessee 01/04/25
.500	(4-8)	at Missouri 01/18/25
.500	(7-14)	at Auburn 02/19/25
.500	(7-14)	vs Troy 11/13/24

MOST REBOUNDS:

49	**vs UCA 11/11/25**
49	vs UMES 11/25/24
47	vs NC A&T 12/21/24
46	**vs Louisville 12/03/25**
45	**vs Southern 11/03/25**
45	vs St. John's 03/22/25

MOST OFFENSIVE REBOUNDS:

18	**vs Louisville 12/03/25**
18	vs Georgia 01/23/25
17	at LSU 01/15/25
16	**vs Texas Tech 12/13/25**
16	vs St. John's 03/22/25

MOST DEFENSIVE REBOUNDS:

41	**vs UCA 11/11/25**
40	vs UMES 11/25/24
33	at Texas 02/05/25
32	vs LSU 02/12/25
31	**vs Southern 11/03/25**

FEWEST REBOUNDS:

28	vs Missouri 02/22/25
29	**vs Duke 11/27/25**
29	at Auburn 02/19/25
29	vs Oklahoma 01/25/25
29	at Tennessee 01/04/25

FEWEST OFFENSIVE REBOUNDS:

3	at Texas 02/05/25
3	vs Pacific 11/18/24
4	at Auburn 02/19/25
4	at Kentucky 02/01/25

FEWEST DEFENSIVE REBOUNDS:

19	**vs Duke 11/27/25**
19	vs Alabama 02/08/25
20	**at Michigan State 11/08/25**
20	vs Missouri 02/22/25
20	at LSU 01/15/25
20	at Tennessee 01/04/25

MOST ASSISTS:

26	**vs Queens 12/16/25**
26	vs NC A&T 12/21/24
24	**vs Jackson St 11/21/25**
23	**vs Southern 11/03/25**
23	vs UCA 12/14/24
23	vs UMES 11/25/24

FEWEST ASSISTS:

6	vs Georgia 01/23/25
7	**vs Tennessee 01/03/26**
8	at South Carolina 03/01/25
9	at Tennessee 01/04/25

MOST TURNOVERS:

19	vs Little Rock 11/22/24
16	vs Missouri 02/22/25
17	at Texas A&M 02/15/25

FEWEST TURNOVERS:

4	vs UMES 11/25/24
6	**vs James Madison 12/29/25**
6	**vs Jackson St 11/21/25**
6	vs Ole Miss 01/08/25
6	vs NC A&T 12/21/24

MOST STEALS:

16	vs Troy 11/13/24
15	vs Little Rock 11/22/24
14	**vs Jackson St 11/21/25**
13	**vs Queens 12/16/25**
11	vs Lipscomb 11/06/24

FEWEST STEALS:

2	vs Mississippi State 03/08/22
2	vs Ole Miss 01/08/25
3	**vs Houston 12/20/25**
4	vs Texas Tech 03/27/25
4	vs NC A&T 12/21/24

MOST BLOCKED SHOTS:

11	vs Troy 11/13/24
10	**vs Tennessee 01/03/26**
10	at Tennessee 01/04/25
10	vs Oakland 12/30/24

FEWEST BLOCKED SHOTS:

1	vs Georgia 01/23/25
2	**at Ole Miss 01/07/26**
2	**vs Queens 12/16/25**
2	**vs UCA 11/11/25**
2	vs Texas 02/26/25
2	at Kentucky 02/01/25
2	at Miami 12/03/24
2	vs Illinois 11/28/24

OPPONENT PLAYER GAME HIGHS • CAL ERA:

POINTS	39	Tre Johnson vs Texas 02/26/25	
	35	**Cameron Boozer vs Duke 11/27/25**	
	35	Collin Murray-Boyles at South Carolina 03/01/25	
	30	**JT Toppin vs Texas Tech 12/13/25**	
FG Made	**14**	**JT Toppin vs Texas Tech 12/13/25**	**(14-22)**
	14	Tre Johnson vs Texas 02/26/25	(14-28)
	13	**Cameron Boozer vs Duke 11/27/25**	**(13-18)**
	12	Collin Murray-Boyles at South Caro 03/01/25	(12-16)
FG ATT	28	Tre Johnson vs Texas 02/26/25	(14-28)
	28	Ryan Forrest vs NC A&T 12/21/24	(9-28)
	26	Darrion Wiliams vs Texas Tech 03/27/25	(8-26)
	22	**JT Toppin vs Texas Tech 12/13/25**	**(14-22)**
	22	Tre Johnson at Texas 02/05/25	(6-22)
3PT Made	**7**	**Kareem Rozier vs Winthrop**	**(7-10)**
	7	Tre Johnson vs Texas 02/26/25	(7-11)
	6	Tomislav Ivisic vs Illinois 11/28/24	(6-9)
	5	Chaz Lanier at Tennessee 01/04/25	(5-9)
3PT ATT	**13**	**Mikel Brown Jr. vs Louisville 12/03/25**	**(3-13)**
	12	**Ryan Conwell vs Louisville 12/03/25**	**(3-13)**
	11	**Christian Anderson vs Texas Tech 12/13/25**	**(5-11)**
	11	Josh Hubbard vs Mississippi State 03/08/22	(3-11)
	11	Tre Johnson vs Texas 02/26/25	(7-11)
	11	Landon Glasper vs NC A&T 12/21/24	(2-11)
FT Made	11	Collin Murray-Boyles at South Caro 03/01/25	(11-12)
	10	Tre Johnson at Texas 02/05/25	(10-12)
	10	Cam Carter at LSU 01/15/25	(10-10)
	9	Zuby Ejiofor vs St. John's 03/22/25	(9-11)
FT ATT	16	Michael Jacobs vs Southern 11/03/25	(8-16)
	12	Collin Murray-Boyles at South Carol 03/01/25	(11-12)
	12	Tre Johnson at Texas 02/05/25	(10-12)
	11	**Cameron Boozer vs Duke 11/27/25**	**(7-11)**
	11	Zuby Ejiofor vs St. John's 03/22/25	(9-11)
REBOUNDS	18	Igor Milicic Jr. at Tennessee 01/04/25	
	14	**Wilson Jacques vs Fresno State 12/06/25**	
	13	Johni Broom at Auburn 02/19/25	
	13	Arthur Kaluma Tre Johnson at Texas 02/05/25	
OFF REB	8	Zuby Ejiofor vs St. John's 03/22/25	
	7	**JT Toppin vs Texas Tech 12/13/25**	
	6	Aaron Scott vs St. John's 03/22/25	
	6	Igor Milicic Jr. at Tennessee 01/04/25	
	4	8x - LAST, Collin Murray-Boyles vs South Caro 03/12/25	
DEF REB	12	Igor Milicic Jr. at Tennessee 01/04/25	
	10	Arthur Kaluma at Texas 02/05/25	
	10	Daimion Collins at LSU 01/15/25	
	10	Tomislav Ivisic vs Illinois 11/28/24	
ASSISTS	**11**	**Christian Anderson vs Texas Tech 12/13/25**	
	9	**Jeremy Fears Jr. at Michigan State 11/08/25**	
	9	Wade Taylor IV at Texas A&M 02/15/25	
	9	Danny Wolf vs Michigan 12/10/24	
	8	**Caleb Foster vs Duke 11/27/25**	
TURNOVERS	7	Lamar Washington vs Pacific 11/18/24	
	7	Marcus Rigsby Jr. vs Troy 11/13/24	
	6	Mark Sears vs Alabama 02/08/25	
	6	Isaiah Lewis vs Little Rock 11/22/24	
	6	Victor Baldes vs Troy 11/13/24	
BLK SHOTS	4	Daimion Collins at LSU 01/15/25	
	4	Mo Njie vs UTSA 12/07/24	
	3	Corey Chest at LSU 01/15/25	
	3	Alex Condon vs Florida 01/11/25	
	3	Tomislav Ivisic vs Illinois 11/28/24	
STEALS	**4**	**Joseph Tugler vs Houston 12/20/25**	
	4	Collin Murray-Boyles at South Carolina 03/01/25	
	4	Miles Kelly at Auburn 02/19/25	
	4	Zhuric Phelps at Texas A&M 02/15/25	
	4	Caleb Grill at Missouri 01/18/25	

OPPONENT TEAM HIGHS/LOWS • CAL ERA:

MOST POINTS:

94	**vs Houston 12/20/25**	**L, 85-94**
92	vs Mississippi State 03/08/22	W, 93-92
90	vs Illinois 11/28/24	L, 77-90
87	**at Ole Miss 01/07/26**	**W, 94-87**
87	vs Michigan 12/10/24	W, 89-87

FEWEST POINTS:

35	vs UMES 11/25/24	W, 109-35
49	vs Troy 11/13/24	W, 65-49
56	**vs UCA 11/11/25**	**W, 93-56**
57	vs UCA 12/14/24	W, 82-57

MOST FIELD GOALS MADE:

35	**(35-69)**	**vs Texas Tech 12/13/25**
34	(34-83)	vs Texas Tech 03/27/25
34	(34-62)	vs Alabama 02/08/25
34	(34-59)	vs Michigan 12/10/24
32	**(32-62)**	**vs Houston 12/20/25**
32	**(32-67)**	**vs Winthrop 11/18/25**
32	(32-73)	vs Mississippi State 03/08/22

MOST FIELD GOALS ATTEMPTED:

83	(34-83)	vs Texas Tech 03/27/25
75	(21-75)	vs St. John's 03/22/25
75	(27-75)	vs NC A&T 12/21/24
73	(32-73)	vs Mississippi State 03/08/22
71	(30-71)	vs Texas 02/26/25

BEST FIELD GOAL PERCENTAGE:

30-49 FGA	.435 (20-46)	vs Georgia 01/23/25
50-59 FGA	.576 (34-59)	vs Michigan 12/10/24
	.520 (30-57)	vs Illinois 11/28/24
60-69 FGA	.548 (34-62)	vs Alabama 02/08/25
	.507 (35-69)	**vs Texas Tech 12/13/25**
	.516 (32-62)	**vs Houston 12/20/20**
70-PLUS FGA	.438 (32-73)	vs Mississippi State 03/08/22
	.423 (30-71)	vs Texas 02/26/25

FEWEST FIELD GOALS MADE:

14	(14-61)	vs UMES 11/25/24
18	(18-54)	vs UCA 12/14/24
19	**(19-67)**	**vs UCA 11/11/25**
20	(20-46)	vs Georgia 01/23/25

FEWEST FIELD GOALS ATTEMPTED:

46	(20-46)	vs Georgia 01/23/25
50	(23-50)	vs Ole Miss 01/08/25
51	(21-51)	vs Oklahoma 01/25/25
53	(25-53)	at South Carolina 03/01/25

WORST FIELD GOAL PERCENTAGE:

.230	(14-61)	vs UMES 11/25/24
.280	(21-75)	vs St. John's 03/22/25
.284	**(19-67)**	**vs UCA 11/11/25**
.333	(18/54)	vs UCA 12/14/24
.344	**(22-64)**	**vs Jackson St 11/24/25**
.344	(22-64)	at Texas 02/05/25

MOST 3-POINTERS MADE:

15	**(15-31)**	**vs Winthrop 11/18/25**
15	(15-31)	vs Illinois 11/28/24
13	**(13-31)**	**vs Texas Tech 12/13/25**
12	**(12-32)**	**vs James Madison 12/29/25**
12	**(12-27)**	**vs Southern 11/03/25**
12	(12-35)	vs Pacific 11/18/24
12	(12-32)	vs Mississippi State 03/08/25
12	(12-36)	vs Missouri 02/22/25

MOST 3-POINTERS ATTEMPTED:

41	**(4-41)**	**vs UCA 11/11/25**
37	**(8-37)**	**vs Louisville 12/03/25**
36	(12-36)	vs Missouri 02/22/25
35	(12-35)	vs Pacific 11/18/24

BEST 3-POINT PERCENTAGE:

10-19 3PTA	.471 (8-17)	vs Kansas 03/20/25
	.444 (8-18)	vs Michigan 12/10/24
	.333 (9-27)	vs Lipscomb 11/06/24
20-29 3PTA	.478 (11-23)	at Missouri 01/18/25
	.444 (12-27)	**vs Southern 11/03/25**
	.440 (1-25)	**vs Houston 12/20/25**
	.435 (10-23)	at Kentucky 02/01/25
30-PLUS 3PTA	**.484 (15-31)**	**vs Winthrop 11/18/25**
	.484 (15-31)	vs Illinois 11/28/24
	.415 (13-31)	**vs Texas Tech 12/13/25**
	.375 (12-32)	vs James Madison 12/29/25
	.375 (12-32)	vs Mississippi State 03/08/25

FEWEST 3-POINTERS MADE:

1	**(1-14)**	**at Michigan State 11/28/25**
2	(2-22)	vs St. John's 03/22/25
2	(2-17)	vs Oakland 12/30/214
3	(3-19)	vs Troy 11/13/24
4	**(4-26)**	**vs Fresno State 12/06/25**
4	**(4-41)**	**vs UCA 11/11/25**
4	(4-24)	at Auburn 02/19/25
4	(4-22)	vs NC A&T 12/21/24
4	(4-26)	vs UMES 11/25/24

FEWEST 3-POINTERS ATTEMPTED:

13	**(5-13)**	**vs Tennessee 01/03/26**
14	**(1-14)**	**at Michigan State 11/28/25**
14	(5-14)	at South Carolina 03/01/25
14	(5-14)	vs Georgia 01/23/25
17	(8-17)	vs Kansas 03/20/25
17	(2-17)	vs Oakland 12/30/214

WORST 3-POINT PERCENTAGE:

.071	**(1-14)**	**at Michigan State 11/28/25**
.091	(2-22)	vs St. John's 03/22/25
.098	**(4-41)**	**vs UCA 11/11/25**
.111	(2-17)	vs Oakland 12/30/214
.154	**(4-26)**	**vs Fresno State 12/06/25**
.154	(4-26)	vs UMES 11/25/24

MOST FREE THROWS MADE:

26	(26-28)	at LSU 01/15/25
20	(20-27)	at Texas 02/05/25
20	(20-29)	vs Georgia 01/23/25
22	(22-31)	vs St. John's 03/22/25
21	(21-27)	at Vanderbilt 03/04/25

MOST FREE THROWS ATTEMPTED:

31	(22-31)	vs St. John's 03/22/25
29	(20-29)	vs Georgia 01/23/25
28	(26-28)	at LSU 01/15/25
28	(18-23)	vs Ole Miss 01/08/25
27	(21-27)	at Vanderbilt 03/04/25
27	(20-27)	at Texas 02/05/25

BEST FREE THROW PERCENTAGE:

10-19 FTA	.923 (12-13)	vs Texas 02/26/25
	.923 (12-13)	vs Pacific 11/18/24
	.875 (14-16)	vs Kansas 03/20/25
	.818 (9-11)	vs Texas Tech 03/27/25
20-29 FTA	.929 (26-28)	at LSU 01/15/25
	.810 (17-21)	at South Carolina 03/01/25
	.800 (16-20)	vs Oklahoma 01/25/25
30 PLUS FTA	.710 (22-31)	vs St. John's 03/22/25

FEWEST FREE THROWS MADE:

3	**(3-10)**	**vs Texas Tech 12/13/25**
3	(3-6)	vs LSU 02/12/25
3	(3-8)	vs UMES 11/25/24
4	**(4-6)**	**vs Winthrop 11/18/25**
4	(4-7)	vs Troy 11/13/24

FEWEST FREE THROWS ATTEMPTED:

5	(5-5)	vs UTSA 12/07/24
6	**(4-6)**	**vs Winthrop 11/18/25**
6	(3-6)	vs LSU 02/12/25
7	(4-7)	vs Troy 11/13/24
8	(6-8)	at Miami 12/03/24
8	(3-8)	vs UMES 11/25/24

WORST FREE THROW PERCENTAGE:

.300	**(3-10)**	**vs Texas Tech 12/13/25**
.375	(3-8)	vs UMES 11/25/24
.500	(3-6)	vs LSU 02/12/25
.529	(9-17)	vs NC A&T 12/21/24

MOST REBOUNDS:

51	vs Texas Tech 03/27/25
51	vs St. John's 03/22/25
51	at Tennessee 01/04/25
49	vs Florida 01/11/25

MOST OFFENSIVE REBOUNDS:

28	vs St. John's 03/22/25
24	at Tennessee 01/04/25
22	vs Texas Tech 03/27/25
19	**at Michigan State 11/28/25**

MOST DEFENSIVE REBOUNDS:

33	vs Florida 01/11/25
30	at South Carolina 03/01/25
30	vs Ole Miss 01/08/25
29	**vs Fresno State 12/06/25**
29	vs Texas Tech 03/27/25
29	vs Texas 02/26/25
29	at Auburn 02/19/25

FEWEST REBOUNDS:

22	vs UCA 12/14/24
22	vs UTSA 12/07/24
27	**at Ole Miss 01/07/26**
27	**vs Jackson St 11/21/25**

FEWEST OFFENSIVE REBOUNDS:

4	vs UTSA 12/07/24
5	at South Carolina 03/01/25
5	vs Lipscomb 11/06/24
6	vs Ole Miss 01/08/25
6	vs UCA 12/14/24
6	vs Illinois 11/28/24

FEWEST DEFENSIVE REBOUNDS:

15	**vs Jackson St 11/21/25**
16	vs UCA 12/14/24
17	vs Oakland 12/30/214
18	**vs James Madison 12/25/29**
18	vs Missouri 02/22/25
18	vs UTSA 12/07/24

MOST ASSISTS:

21	**vs Texas Tech 12/13/25**
20	at Missouri 01/18/25
19	**at Ole Miss 01/07/26**
18	**vs Winthrop 11/18/25**
18	vs Kansas 03/20/25
18	at Tennessee 01/04/25
18	vs Michigan 12/10/24

FEWEST ASSISTS:

3	vs UMES 11/25/24
5	vs St. John's 03/22/25
7	vs Georgia 01/23/25
7	vs NC A&T 12/21/24
7	vs UTSA 12/07/24

MOST TURNOVERS:

24	vs Troy 11/13/24
20	**vs Jackson St 11/21/25**
19	vs UMES 11/25/24
19	vs Little Rock 11/22/24
19	vs Lipscomb 11/06/24

FEWEST TURNOVERS:

2	vs Mississippi State 03/08/22
5	vs Ole Miss 01/08/25
6	vs St. John's 03/22/25
7	**Texas Tech 12/13/25**

MOST STEALS:

12	vs Ole Miss 03/13/25
11	**vs Tennessee 01/03/26**
11	at Texas A&M 02/15/25
10	at Vanderbilt 03/04/25
10	at Missouri 01/18/25
10	at Tennessee 01/04/25
10	vs Pacific 11/18/24

FEWEST STEALS:

2	**v Louisville 12/03/25**
2	**vs Jackson St 11/21/25**
2	at Kentucky 02/01/25
3	at Miami 12/03/24
4	**vs Texas Tech 12/13/25**
4	vs Texas 02/26/25
4	vs Florida 01/11/25
4	vs UMES 11/25/24

MOST BLOCKED SHOTS:

11	at LSU 01/15/25
7	vs Florida 01/11/25
5	vs Troy 11/13/24

FEWEST BLOCKED SHOTS:

0		**vs Samford 11/14/25**
0		at Missouri 01/18/25
0		vs Pacific 11/18/24
1	**(12x)**	**LAST vs Queens 12/16/25**

1 MELEEK THOMAS

@ThomasMeleek
@leek

6-5, 185, G, Fr. || Pittsburgh, Pa. || Overtime Elite (Ga.) – City Reapers

Major: Communications ... Born August 8, 2006, in Pittsburgh, Pa. ... Son of Iesha Thomas and Shawndale Jones
Has six brothers (Jayden, Raymond, Shawndale, Amaury, Eddie, Alphonzo) and two sisters (Jordin and Aniyah) ... Brother Shawndale Jones played basketball at NJIT.

» Participated in 2025 Chris Paul and Jayson Tatum High School and College Elite Camps
A five-star that ranked as high as #7 by Rivals and #11 by ESPN and was rated the #2 shooting guard on the nation by five rankings ... 2025 McDonald's All-American ... 2025 Jordan Brand Classic ... 2025 Iverson Classic ... 2025 Jersey Mike's Naismith Trophy Boys High School All-America (HM) ... #8 on the USA TODAY High School Sports basketball rankings: Top 15 players in the 2025 class ... Named to the 2024-25 Jersey Mike's Naismith Trophy Boys High School Player of the Year Top Watch List (1 of 50) ... 2023-24 MaxPreps honorable mention All-America and second team Junior All-America.

• 1 of 25 (with teammate Darius Acuff Jr.) on the USBWA Wayman Tisdale Trophy (nation's top freshman) watch list
• Is the only Razorback to make at least one 3-pointer in all 15 games

• Meleek Thomas ranks:
^ 4thd among NCAA Freshman in 3-pointers made per game (2.47)

2025-26 HIGHLIGHTS:
• **SOUTHERN:** Had one of the best debuts by a Razorback in program history ... Scored 21 points, led the team with three steals, tied for the team lead with **seven assists** and grabbed six rebounds ... **His 21 points rank as the third-best scoring output by a rookie Hog in a debut** (behind Patrick Beverley's 29 and Darius Acuff's 22) ... **Became the first Hog to post at least 18 points, six assists and three steals in a Razorback debut regardless of year classification** (HogStats).
• **at MICHIGAN STATE:** Tied for the team lead with 16 points, adding six rebounds, tying got second-best on the team.
• **UCA:** Led the team with six assists, adding 17 points and six rebounds
• **SAMFORD:** Led the team with eight rebounds, adding 17 points and four assists
• **WINTHROP:** Led the team with a then season-high 26 points but it was two defensive plays down the stretch that won the game ... First, down one, Thomas got a steal with 15 seconds left and threw the ball to Nick Pringle, who scored the game-winner with 11.9 seconds left ... On the ensuing possession, guarded Winthrop's top scorer and forced a tough shot that went long as the clock expired to seal the win.
• **vs DUKE:** "Only" scored 13 points on 5-of-15 shooting, but had a steal and layup to close the first half as part of a 7-0 run ... In the second half, hit a 3-pointer to give the Hogs a 48-47 lead, followed by a steal and a layup ... Also hit a 3-pointer to give Arkansas it's largest lead with 10 minutes left (60-53).
• **LOUISVILLE:** Scored 17 points, making season-high 8-of-9 at the line, with five rebounds.
• **vs FRESNO ST:** Tied his career high with three steals.
• **QUEENS:** Had a six assists, adding four rebounds and two steals
• **JAMES MADISON:** Led the team with **a season-high 28 points** while making **a season-high six 3-pointers** ... During a 19-2 run in the first half, Thomas scored 14 with three 3-pointers and finished with 18 first-half points ... Was +35 in 26:56 played.
• **TENNESSEE:** According to Coach Cal, kept Arkansas in the game in the first half with 12 points (5-of-7 FG • 2-of-2 3PT) ... Finished with 18 points **while tying a career-high with three steals** ... Was a team-best +21 in the 11-point win, playing 30:26.

WAYMAN TISDALE FRESHMAN OF THE YEAR AWARD

MELEEK THOMAS 2025-26 GAME STATS

Opponent	Date	GS	Min	FG	FGA	Pct	3FG	3A	Pct	FT	FTA	Pct	O	D	Tot	Avg	PF	FO	A	TO	Blk	Stl	Pts	Avg
SOUTHERN	11/03/25		30	7	15	.467	4	10	.400	3	4	.750	4	2	6	6.0	2	0	7	1	0	3	21	21.0
at Michigan St.	11/08/25		29	5	15	.333	2	9	.222	4	4	1.000	2	4	6	6.0	3	0	2	2	0	1	16	18.5
CENTRAL ARKANSAS	11/11/25	*	32	6	17	.353	4	13	.308	1	2	.500	1	5	6	6.0	2	0	6	0	0	1	17	18.0
SAMFORD	11/14/25	*	36	5	13	.385	1	2	.500	6	6	1.000	1	7	8	6.5	1	0	4	2	1	2	17	17.8
WINTHROP	11/18/25		34	10	20	.500	3	8	.375	3	4	.750	1	2	3	5.8	2	0	3	1	0	2	26	19.4
JACKSON ST.	11/21/25		18	4	6	.667	2	3	.667	3	4	.750	0	2	2	5.2	1	0	3	1	0	0	13	18.3
vs Duke	11/27/25		26	5	15	.333	3	10	.300	0	0	.000	0	1	1	4.6	2	0	2	0	0	2	13	17.6
LOUISVILLE	12/03/25		26	4	10	.400	1	4	.250	8	9	.889	1	4	5	4.6	3	0	1	0	0	0	17	17.5
vs Fresno St.	12/06/25		21	4	12	.333	3	7	.429	1	2	.500	0	1	1	4.2	2	0	1	2	0	3	12	16.9
vs Texas Tech	12/13/25		24	2	8	.250	1	4	.250	3	3	1.000	1	1	2	4.0	0	0	2	0	0	1	8	16.0
QUEENS (NC)	12/16/25		27	1	11	.091	1	7	.143	0	0	.000	2	2	4	4.0	1	0	6	2	0	2	3	14.8
vs Houston	12/20/25		15	3	8	.375	1	3	.333	0	0	.000	1	0	1	3.8	2	0	1	2	0	0	7	14.2
JAMES MADISON	12/29/25		27	8	16	.500	6	10	.600	6	7	.857	1	1	2	3.6	2	0	0	0	0	0	28	15.2
TENNESSEE	01/03/26		30	6	13	.462	3	4	.750	3	3	1.000	0	3	3	3.6	2	0	1	1	0	3	18	15.4
at Ole Miss	01/07/26		25	5	12	.417	2	6	.333	1	2	.500	0	1	1	3.4	1	0	2	2	0	2	13	15.3
Totals		**2**	**400**	**75**	**191**	**.393**	**37**	**100**	**.370**	**42**	**50**	**.840**	**15**	**36**	**51**	**3.4**	**26**	**0**	**41**	**16**	**1**	**22**	**229**	**15.3**

THOMAS' PERSONAL BESTS

POINTS
Career: 28 vs James Madison (12/29/25)
SEC: 18 vs Tennessee (01/03/26)

FG MADE
Career: 10 vs Winthrop (11/14/25)
SEC: 6 vs Tennessee (01/03/26)

FG ATTEMPTED
Career: 20 vs Winthrop (11/14/25)
SEC: 13 vs Tennessee (01/03/26)

3-POINT FG MADE
Career: 6 vs James Madison (12/29/25)
SEC: 3 vs Tennessee (01/03/26)

3-PT FG ATTEMPTS
Career: 13 vs UCA (11/11/25)
SEC: 8 at Ole Miss (01/07/26)

FT MADE
Career: 8 vs Louisville (12/03/25)
SEC: 3 vs Tennessee (01/03/26)

FT ATTEMPTED
Career: 9 vs Louisville (12/03/25)
SEC: 3 vs Tennessee (01/03/26)

REBOUNDS
Career: 8 vs Samford (11/14/25)
SEC: 3 vs Tennessee (01/03/26)

ASSISTS
Career: 7 vs Southern (11/03/25)
SEC: 2 at Ole Miss (01/07/26)

STEALS
Career: 3 (3x) LAST vs Tennessee (01/03/26)
SEC: 3 vs Tennessee (01/03/26)

BLOCKED SHOTS
Career: 1 vs Samford (11/14/25)
SEC: -

MINUTES
Career: 35:37 vs Samford (11/14/25)
SEC: 30:26 vs Tennessee (01/03/26)

MELEEK THOMAS CAREER STATISTICS

Year	GP	GS	Min	Avg	FG	FGA	Pct	3FG	3FGA	Pct	FT	FTA	Pct	Off	Def	Tot	Avg	PF	FO	Ast	TO	Blk	Stl	Pts	Avg
2025-26	15	2	400	26.7	75	191	.393	37	100	.370	42	50	.840	15	36	51	3.4	26	0	41	16	1	22	229	15.3

SEC Freshman of the Week (12/8) | SEC Freshman of the Week (12/15) | SEC Freshman of the Week (12/22) | SEC Freshman of the Week (01/05)

5 DARIUS ACUFF JR.

6-3, 190, G, Fr. || Detroit, Mich. || IMG Academy (Fla.)

@DariusAcuff
@dariusacuff5

Major: Communications ... Born November 22, 2006, in Detroit ... Son of Darius Acuff Sr. and Dureese Owens ... Father played basketball at Eastern Kentucky ... Has a sister, Daona Todd

Five-star ... Ranked as high as #5 by 247Sports and #7 by ESPN and the #1 point guard in the nation by both ... **2025 Allen Iverson National Player of the Year ... 2025 EYBL Scholastic Player of the Year** ... Finalist for the Naismith Trophy and MaxPreps HS Player of the Year ... 2025 McDonald's All-American ... 2025 Jordan Brand Classic ... 2025 Iverson Classic All-American Game (MVP) ... 2025 USA Nike Hoop Summit team.

- **PRESEASON WATCH LISTS:**
  Naismith National Player of the Year || USBWA Oscar Robertson Trophy || John R. Wooden Award USBWA Wayman Tisdale Trophy (nation's top freshman) || Bob Cousy Award Watch List (1 of 20) || Andy Katz's Top 10 NCAA Freshmen || Dick Vitale's Diaper Dandies || All-SEC third team (Coaches)
- **Only Hog to score in double figures in all 14 games**

ESPN's Myron Medcalf on Acuff: "Athlete with outside shot to win (National) Player of the Year"

CAREER DOUBLE-DOUBLES (2)

FRESHMAN			(2)
12/03/25	vs LOUISVILLE	17 pts	10 asts
12/16/25	vs QUEENS	21 pts	10 asts

2025-26 HIGHLIGHTS:

- **SOUTHERN:** Had one of the best debuts by a Razorback in program history ... Scored 22 points which **rank as the second-best scoring output by a rookie Hog in a debut** (behind Patrick Beverley's 29) ... **Scored 20 first-half points, which is a record by a Razorback rookie in a debut** (HogStats) including nine straight for the Hogs to close the first half.
- **at Michigan State:** Tied for the team lead with 16 points while leading the team in assists.
- **UCA:** Led the team with 21 points ... Spurred the second-half blow out by scoring 17 points in the period, making a 3-pointer in 3-straight trips ... Added six rebounds.
- **SAMFORD:** Led the team with 20 points and five assists.
- **vs DUKE:** Led the team with 21 points, making 4-of-8 from deep, and five assists.
- **SEC FRESHMAN OF THE WEEK (12/8):** Averaged 17.5 points, nine assists and five rebounds in wins over #6 Louisville and Fresno State ... **vs #6 LOUISVILLE**: Recorded his **first career double-double with 17 points and a career-high 10 assists** while adding five rebounds ... Scored 11 of his 17 points in the second half ... Specifically, Acuff finished the game scoring 9 of the Hogs' final 15 points (3-5 FG, 3-3 FT) with an assist and a rebound ... **Is the only Razorback freshman since 1992-93 to get 10 assists versus an AP top 25 team with 10 vs #6 Louisville** ... Overall, he was just the third Razorback, regardless of class, to have 10 assists versus an AP top 25 ... **vs FRESNO STATE:** Had a game-high 18 points and eight assists with just one turnover and five rebounds ... Spurred a second-half surge as he scored 11 second-half points (4-of-6 FG • 3-of-5 3PT) with five assists ... During a 22-6 run to start the second half, Acuff scored 8 of his 11 second-half points (3-3 FG • 2-2 3PT) with an assist and a steal.
- **SEC FRESHMAN OF THE WEEK (12/15) vs TEXAS TECH:** Repeated as SEC FOW and tabbed **DICK VITALE'S DIAPER DANDY OF THE WEEK** ... Scored 20 points with eight assists (vs 2 turnovers) ... Was +17 in the seven-point win, the only Hog that was in double-digits in plus/minus ... Had a personal seven-point scoring run for the Hogs in both the first and second half.
- **SEC FRESHMAN OF THE WEEK (12/22):** Tripled up on SEC FOW ... Averaged 25 points, 8.5 assists, 4.0 rebounds and 2.0 steals ... **vs QUEENS: Became the first Razorback (on record) to have 20-plus points and 10-plus assists in a game with ZERO turnovers** ... Finished with a then career-high 23 points and **tied a career-high with 10 assists**, adding a **career-best three steals** ... **vs HOUSTON:** Scored a then career-high 27 points to go with seven assists and five rebounds ... **Tied a career high with nine field goals made** and had a **career high in FT made (8) and FT attempted (11)**.
- **SEC FRESHMAN OF THE WEEK (01/05):** Also tabbed **NAISMITH NATIONAL PLAYER OF THE WEEK AND NCAA MARCH MADNESS NATIONAL FRESHMAN OF THE WEEK** and **DICK VITALE'S DIAPER DANDY OF THE WEEK** ... For the **fourth straight time, earned SEC Freshman of the Week honors**, averaging 23.0 points and 5.0 assists ... **JAMES MADISON:** Scored a quite 17 points, making 3-pf-6 from deep, with six assists ... **TENNESSEE:** Had a career-high 29 points (9-of-16 FG) and made two "dagger" 3-pointers in the second half ... Scored 19 second-half points ... Down two (53-51 with 12 to play), scored 16 of the Hogs' final 35 points, including a 3-pointer with 3:49 left as the shot clock was running out and a 3-pointer with 2:09 left to put the Hogs up 11.
- **at OLE MISS:** Led the team with 26 points, scoring 20 in the second half ... Added 9 assists as he accounted for 49 of the Hogs 94 points ... Was a career-best 11-of-12 at the FT line.

WOODEN AWARD MIDSEASON TOP 25 WATCH LIST

COLLEGE HOOPS TODAY MIDSEASON ALL-AMERICAN (3rd Team)

WEEKLY NATIONAL HONORS

- Dick Vitale's Diaper Dandy of the Week (12/5)
- Naismith National Player of the Week (1/5)
- NCAA March Madness National Freshman of the Week (1/5)
- Dick Vitale's Diaper Dandy of the Week (1/5)

DARIUS ACUFF JR. 2025-26 GAME STATS

Opponent	Date	GS	Min	FG	FGA	Pct	3FG	3A	Pct	FT	FTA	Pct	O	D	Tot	Avg	PF	FO	A	TO	Blk	Stl	Pts	Avg
SOUTHERN	11/03/25	*	29	8	13	.615	3	5	.600	3	3	1.000	1	1	2	2.0	1	0	4	2	1	1	22	22.0
at Michigan St.	11/08/25	*	33	5	16	.313	2	8	.250	4	7	.571	1	1	2	2.0	2	0	6	1	0	2	16	19.0
CENTRAL ARKANSAS	11/11/25	*	34	9	16	.563	3	8	.375	0	0	.000	0	6	6	3.3	2	0	4	2	1	0	21	19.7
SAMFORD	11/14/25	*	31	7	13	.538	2	3	.667	4	5	.800	2	1	3	3.3	3	0	5	2	0	0	20	19.8
WINTHROP	11/18/25	*	33	3	10	.300	2	4	.500	4	4	1.000	0	2	2	3.0	2	0	5	3	0	0	12	18.2
JACKSON ST.	11/21/25	*	22	4	9	.444	2	4	.500	0	0	.000	0	0	0	2.5	2	0	2	2	1	2	10	16.8
vs Duke	11/27/25	*	37	8	17	.471	4	8	.500	1	2	.500	0	2	2	2.4	1	0	5	1	0	1	21	17.4
LOUISVILLE	12/03/25	*	36	6	18	.333	0	4	.000	5	7	.714	1	4	5	2.8	2	0	10	4	0	0	17	17.4
vs Fresno St.	12/06/25	*	34	7	12	.583	3	6	.500	1	2	.500	0	5	5	3.0	1	0	8	1	0	1	18	17.4
vs Texas Tech	12/13/25	*	34	7	14	.500	2	5	.400	4	6	.667	1	3	4	3.1	0	0	8	2	1	0	20	17.7
QUEENS (NC)	12/16/25	*	31	8	13	.615	4	6	.667	3	4	.750	0	3	3	3.1	1	0	10	0	0	3	23	18.2
vs Houston	12/20/25	*	39	9	15	.600	1	3	.333	8	11	.727	1	4	5	3.3	3	0	7	4	1	1	27	18.9
JAMES MADISON	12/29/25	*	29	7	12	.583	3	6	.500	0	0	.000	0	1	1	3.1	2	0	6	1	0	0	17	18.8
TENNESSEE	01/03/26	*	36	9	16	.563	3	7	.429	8	9	.889	0	3	3	3.1	0	0	4	4	1	1	29	19.5
at Ole Miss	01/07/26	*	33	7	18	.389	1	4	.250	11	12	.917	0	0	0	2.9	2	0	9	3	1	2	26	19.9
Totals		15	491	104	212	.491	35	81	.432	56	72	.778	7	36	43	2.9	24	0	93	32	7	14	299	19.9

ACUFF'S PERSONAL BESTS

POINTS
Career: 29 vs Tennessee (01/03/26)
SEC: 29 vs Tennessee (01/03/26)

FG MADE
Career: 9 (3x) LAST vs Tennessee (01/03/26)
SEC: 29 vs Tennessee (01/03/26)

FG ATTEMPTED
Career: 18 (2x) LAST Ole Miss (01/07/26)
SEC: 18 at Ole Miss (01/07/26)

3-POINT FG MADE
Career: 4 (2x) LAST vs Queens (12/16/25)
SEC: 2 29 vs Tennessee (01/03/26)

3-PT FG ATTEMPTS
Career: 9 vs Duke (11/27/25)
SEC: 7 vs Tennessee (01/03/26)

FT MADE
Career: 11 at Ole Miss (01/07/26)
SEC: 11 at Ole Miss (01/07/26)

FT ATTEMPTED
Career: 12 at Ole Miss (01/07/26)
SEC: 12 at Ole Miss (01/07/26)

REBOUNDS
Career: 6 vs UCA (11/11/25)
SEC: 3 vs Tennessee (01/03/26)

ASSISTS
Career: 10 (2x) LAST vs Queens (12/16/25)
SEC: 9 at Ole Miss (01/07/26)

STEALS
Career: 3 vs Queens (12/16/25)
SEC: 2 at Ole Miss (01/07/26)

BLOCKED SHOTS
Career: 1 (7x) LAST at Ole Miss (01/07/26)
SEC: 1 (2x) LAST at Ole Miss (01/07/26)

MINUTES
Career: 39:120 vs Houston (12/20/25)
SEC: 35:45 vs Tennessee (01/03/26)

DARIUS ACUFF JR. CAREER STATISTICS

Year	GP	GS	Min	Avg	FG	FGA	Pct	3FG	3FGA	Pct	FT	FTA	Pct	Off	Def	Tot	Avg	PF	FO	Ast	TO	Blk	Stl	Pts	Avg
2025-26	14	14	458	32.7	97	194	.500	34	77	.442	45	60	.750	7	36	43	3.1	22	0	84	29	6	12	273	19.5

"Trevon's block out of nowhere. That, and again, you could say there's a skill there. No, it isn't. It's a will to win. He just went up and said, 'This kid ain't making this basket.'" - John Calipari on Trevon Brazile's blocked shot versus Louisville with 7:31 remaining

SEC Player of the Week (12/15)

7 TREVON BRAZILE

@thetrevonbrazile

6-10, 230, F, Sr. || Springfield, Mo. || Kickapoo HS || Missouri

Pronounced: Trev-In Brazil ... *Major: Communications ... Born on Jan. 7, 2003, in Springfield, Mo. ... The son of Phillip Brazile and Melissa Baldwin*
Siblings: Phillip Brazile II, Brittany Brazile, Reece Winn, Tamia Brazile, Mariah Fuller, Prince Fuller.

• Played his freshman season at Missouri before transferring to Arkansas ... Wore #2 for his first two years at Arkansas and #4 as a junior in 2024-25 ... Granted a medical redshirt for the 2022-23 season ... **Participated in the 2024 NBA Draft Combine**
• Became the 17th player in program history to reach 500+ points, 275+ rebounds and 75+ blocks as a Razorback ... Among those 17, he has the fewest career games played (66) and started (33).

CAREER DOUBLE-DOUBLES (13)

SOPHOMORE (at ARK)			**(2)**
11/07/22	NORTH DAKOTA STATE	21 pts	12 reb
11/16/22	SOUTH DAKOTA STATE	13 pts	10 reb
R-SOPHOMORE (at ARK)			**(4)**
11/22/23	vs Stanford	# 14 pts	17 reb
11/23/23	vs Memphis	# 13 pts	10 reb
11/29/23	DUKE	19 pts	11 reb
03/13/24	vs Vanderbilt (SEC)	13 pts	12 reb
JUNIOR (at ARK)			**(4)**
03/04/25	at Vanderbilt	# 16 pts	14 reb
03/08/25	MISSISSIPPI STATE	# 11 pts	11 reb
03/13/25	vs Ole Miss	# 15 pts	11 reb
03/20/25	vs Kansas	# 11 pts	12 reb
SENIOR (at ARK)			**(3)**
11/03/25	vs SOUTHERN	25 pts	11 reb
11/27/25	vs Duke	11 pts	11 reb
12/13/25	vs Texas Tech	24 pts	10 reb

 # - back-to-back games

2025-26 HIGHLIGHTS:

• **SOUTHERN:** Recorded his 11th career double-double with a then career-high 25 points and getting 11 rebounds ... Was **a career-best 8-of-10 at the free throw line**
• **WINTHROP:** Scored 14 points, making 5-of-6 FG and 4-of-4 FT) while adding a team-best eight rebonds ... **Blocked a season-high four shots ... all in the final 11 minutes - two were 3-point attempts** and one was a jumper at the free throw line ... The last one came with 42 seconds left and led to a Darius Acuff layup to cut the Hogs' deficit to one (83-82) ... Had an assist with 1:13 left to start Arkansas's final 5-0 run.
• **vs DUKE:** Recorded his **second double-double of the season and 12th for his career** with 11 points and 11 rebounds ... Made 2 3-pointers and a highlight-reel offensive rebound/dunk.
• **LOUISVILLE:** Led the team with 21 points (8-of-11 FG •3-of-4 3PT) ... Had a blocked shot with 7:31 left that **COACH CALIPARI SAID "WON THE GAME"** ... Also, with 2:27 left and Arkansas clinging to a five-point lead, threw down an alley-opp dunk from Darius Acuff that set the stage for the win.
• **vs FRESNO ST: Tied his career high with four steals** and added six rebounds. ... Although he scored just 4 points (1-of-7 FG) in 28:34, led the team with a +31.
• **SEC PLAYER OF THE WEEK (12/15) vs TEXAS TECH:** Recorded a **double-double with 24 points and 10 rebounds** ... The 24 points were one shy of a career high and his **8 FG made (8-of-13) and 4 3-pointers made (4-of-5) tied career highs** ... Had a **blocked with Arkansas leading by six with 45 seconds left to help seal the win** ... Scored 18 points with eight rebounds in the second half to spur the come-from-behind win ... Was 6-of-9 from the field in the 2nd half, including 2-of-2 from 3PT, and was 4-of-4 at the line with eight of his 10 rebounds ... Specifically, with Arkansas down 5 (68-63 with 9:58 left), Brazile hit a 3-pointer with 9:11 left to cut the deficit to two and, after a Texas Tech jumper put TTU up four, Brazile drilled another 3-pointer with 8:21 to get the Hogs to within one ... Later, he made a jumper in the lane with 5:20 left to put Arkansas up one 78-77, a lead the Hogs would not relinquish ... The basket spurred a 6-0 Razorback run - all coming from Brazile who capped the run with a highlight reel dunk ... Overall, Braziles's two 3-pointers started a 26-15 Razorback run to turn a five-point deficit into a six-point lead (89-83 with 58 seconds left) ... **Brazile scored 14 of the Hogs' 26 points in the run** ... Brazile capped the run with two free throws to put Arkansas up six and, on the TTU ensuing possession, Brazile had his aforementioned blocked shot to seal the win.
• **QUEENS:** Scored **a career-high 26 points, making a career-high 9 FG (9-of-11) and a career-high 5 3PT (5-of-7)** ... Added **three assists, tying a career high,** and three steals ... Made his first 7 shots overall, including 5 3-pointers, and scored 18 first-half points.
• **JAMES MADISON:** Stuffed the stat sheet with seven rebounds, **three assists (tying career high)**, three blocked shots and two steals while being +27 in 26:43 played.
• **TENNESSEE:** Played one of his best all-around defensive games and tied for the team lead with seven rebounds ... Added seven points, two steals and a blocked shot.
• **at OLE MISS:** Scored an **SEC career-best 18 points** (4-of-6 3PT) ... Hit 2 key 3's inside the final minute of the first half and two 3'd late in the second half ... Tied for the team leas with six rebounds.

TREVON BRAZILE 2025-26 GAME STATS

Opponent	Date	GS	Min	FG	FGA	Pct	3FG	3A	Pct	FT	FTA	Pct	O	D	Tot	Avg	PF	FO	A	TO	Blk	Stl	Pts	Avg
SOUTHERN	11/03/25	*	28	8	14	.571	1	3	.333	8	10	.800	2	9	11	11.0	0	0	1	1	1	1	25	25.0
at Michigan St.	11/08/25	*	15	1	5	.200	0	2	.000	1	2	.500	0	2	2	6.5	4	0	0	2	1	1	3	14.0
CENTRAL ARKANSAS	11/11/25	DNP-Inj																						
SAMFORD	11/14/25		23	6	14	.429	1	5	.200	2	3	.667	1	6	7	6.7	2	0	0	1	1	0	15	14.3
WINTHROP	11/18/25	*	35	5	6	.833	0	0	.000	4	4	1.000	1	7	8	7.0	1	0	2	1	4	1	14	14.3
JACKSON ST.	11/21/25	*	20	2	4	.500	0	1	.000	4	4	1.000	1	6	7	7.0	0	0	1	0	2	1	8	13.0
vs Duke	11/27/25	*	35	3	7	.429	2	5	.400	3	4	.750	3	8	11	7.7	2	0	2	2	1	2	11	12.7
LOUISVILLE	12/03/25	*	31	8	11	.727	3	4	.750	2	3	.667	1	4	5	7.3	1	0	0	1	1	2	21	13.9
vs Fresno St.	12/06/25	*	29	1	7	.143	0	2	.000	2	3	.667	1	5	6	7.1	1	0	1	0	1	4	4	12.6
vs Texas Tech	12/13/25	*	32	8	13	.615	4	5	.800	4	4	1.000	3	7	10	7.4	3	0	0	2	2	0	24	13.9
QUEENS (NC)	12/16/25	*	25	9	11	.818	5	7	.714	3	4	.750	1	3	4	7.1	2	0	3	3	0	3	26	15.1
vs Houston	12/20/25	*	22	1	3	.333	0	1	.000	3	4	.750	2	4	6	7.0	2	0	0	1	1	0	5	14.2
JAMES MADISON	12/29/25	*	27	3	6	.500	0	2	.000	2	2	1.000	1	6	7	7.0	2	0	3	1	3	2	8	13.7
TENNESSEE	01/03/26	*	38	3	10	.300	0	5	.000	1	2	.500	2	5	7	7.0	1	0	0	2	1	2	7	13.2
at Ole Miss	01/07/26	*	31	5	6	.833	4	5	.800	4	7	.571	1	5	6	6.9	3	0	1	0	0	1	18	13.5
Totals		**13**	**391**	**63**	**117**	**.538**	**20**	**47**	**.426**	**43**	**56**	**.768**	**20**	**77**	**97**	**6.9**	**24**	**0**	**14**	**17**	**19**	**20**	**189**	**13.5**

BRAZILE'S PERSONAL BESTS

POINTS
Season: 26 vs Queens (12/16/25)
Career: 26 vs Queens (12/16/25)
SEC: 18 at Ole Miss (01/07/26)

FG MADE
Season: 9 vs Queens (12/16/25))
Career: 9 vs Queens (12/16/25)
SEC: 6 (2x) LAST at Vanderbilt (03/04/25)

FG ATTEMPTED
Season: 14 (2x) LAST: vs Samford (11/14/25)
Career: 14 (4x) LAST vs Samford (11/14/25)
SEC: 12 at Alabama (013/09/24)

3-POINT FG MADE
Season: 5 vs Queens (12/16/25))
Career: 5 vs Queens (12/16/25)
SEC: 4 at Ole Miss (01/07/26)

3-PT FG ATTEMPTS
Season: 7 vs Queens (12/16/25))
Career: 8 vs San Diego State (11/23/22)
SEC: 5 (4x) LAST at Ole Miss (01/07/26)

FT MADE
Season: 8 vs Southern (11/03/25)
Career: 8 vs Southern (11/03/25)
SEC: 6 vs Texas A&M (01/16/24)

FT ATTEMPTED
Season: 10 vs Southern (11/03/25)
Career: 10 vs Southern (11/03/25)
SEC: 8 vs Texas A&M (01/16/24)

REBOUNDS
Season: 11 (2x) LAST vs Duke (11/27/25)
Career: 17 vs Stanford (11/22/23)
SEC: 14 at Vanderbilt (03/04/25)

ASSISTS
Season: 3 (2x) LAST vs James Madison (12/29/25)
Career: 3 (4x) LAST vs JMU (12/29/25)
SEC: 3 vs Alabama (01/08/22)

STEALS
Season: 4 vs Fresno St (12/06/25)
Career: 4 (2x) LAST vs Fresno St (12/06/25)
SEC: 3 (2x) LAST vs Florida (01/11/25)

BLOCKED SHOTS
Season: 4 vs Winthrop (11/18/25)
Career: 6 vs Illinois (12/22/21)
SEC: 4 (2x) LAST vs Georgia (03/05/22)

MINUTES
Season: 34:47 vs Winthrop (11/18/25)
Career: 45:52 vs Stanford (11/22/23)
SEC: 39:44 vs Texas (02/26/25)

TREVON BRAZILE CAREER STATISTICS

Year	GP	GS	Min	Avg	FG	FGA	Pct	3FG	3FGA	Pct	FT	FTA	Pct	Off	Def	Tot	Avg	PF	FO	Ast	TO	Blk	Stl	Pts	Avg
2021-22 (MIZZOU)	24	22	507	21.1	57	105	.543	10	31	.323	27	46	.587	28	92	120	5.0	30	0	18	27	46	10	151	6.3
2022-23 (ARK) *	9	0	243	27.0	37	77	.481	11	29	.379	21	31	.677	9	45	54	6.0	23	1	9	20	11	9	106	11.8
2023-24 (ARK)	26	23	665	25.6	79	162	.488	24	68	.353	41	59	.695	44	109	153	5.9	61	3	12	39	32	17	223	8.6
2024-25 (ARK)	34	13	708	20.8	90	150	.600	24	66	.364	27	51	.529	51	133	184	5.4	75	1	24	35	38	26	231	6.8
2025-26 (ARK)	14	13	391	27.9	63	117	.538	20	47	.426	43	56	.768	20	77	97	6.9	24	0	14	17	19	20	189	13.5
TOTAL	107	71	2514	23.5	326	611	.534	89	241	.369	159	243	.654	152	456	608	5.7	213	5	77	138	146	73	900	8.4

**** - Received a medical redshirt***

11 KARTER KNOX

6-6, 220, W, So. || Tampa, Fla. || Overtime Elite - RWE

@karterknox

Major: Communications ... Born May 16, 2005 in Tampa ... Son of Kevin and Michelle Knox ... Siblings are Kevin, Kobe and Ashley ... His father played WR at Florida State and the Arizona Cardinals ... Oldest brother, Kevin II, was the ninth pick of the 2018 draft and played for Calipari at Kentucky where he was the 2018 SEC Freshman of the Year ... Older brother, Kobe, played basketball at South Florida and now plays at South Carolina ... Younger sister, Ashley, plays basketball.

» Participated in 2025 NBA Draft Combine
» Participated in 2025 Chris Paul and Jayson Tatum High School and College Elite Camps
» Voted 2025-26 Preseason All-SEC by the league's media

• The 9th player in program history to reach 300+ points, 100+ rebounds, 30+ assists, 20+ steals and 10+ blocks as a freshman (HogStats).

CAREER DOUBLE-DOUBLES (2)

SOPH			(1)
11/11/25	CENTRAL ARKANSAS	19 pts	10 reb
11.21.25	JACKSON STATE	17 pts	10 reb

• 1 of 20 on the Julius Erving Award (nation's top small forward) watch list
• Named preseason All-SEC third team by the league's media AND coaches

2025-26 HIGHLIGHTS:

• **UCA:** Record his **first career double-double with 19 points and a career-high 10 rebounds** ... Was 4-of-6 from deep, tying a career-high for makes ... Made his first four 3-pointers and was 5-of-5 at the line.
• **JSU:** Record his **second career double-double with 17 points and a 10 rebounds** to tie his career high ... Had 8 and 7 in the first half ... Was 2-of-3 from 3-point and 6-of-7 at the line while adding two steals.
• **vs FRESNO ST:** Scored 11 points – 9 in the second half ... with three assists ... During the 22-6 run to start the second half, Knox drained three 3-pointers and dished out two assists.
• **vs TEXAS TECH:** Had a breakthrough game, scoring 20 points - one shy of his career high - by going 8-of-11 from the field (3-of-4 3PT) ... Added six rebounds and two steals.
• **TENNESSEE:** Tied for the team lead with seven rebounds ... Added 11 points ... Had nine of his points and six of his rebounds in the second half ... Had a key 3-pointer with 3:00 left as the shot clock was expiring.
• **at OLE MISS:** Tied for the team lead with six rebounds, all coming in the second half.

KARTER KNOX 2025-26 GAME STATS

Opponent	Date	GS	Min	FG	FGA	Pct	3FG	3A	Pct	FT	FTA	Pct	O	D	Tot	Avg	PF	FO	A	TO	Blk	Stl	Pts	Avg
SOUTHERN		DNP-Inj																						
at Michigan St.	11/08/25		19	0	1	.000	0	1	.000	0	0	.000	0	4	4	4.0	2	0	4	4	0	1	0	0.0
CENTRAL ARKANSAS	11/11/25	*	24	5	8	.625	4	6	.667	5	5	1.000	3	7	10	7.0	4	0	1	2	1	1	19	9.5
SAMFORD	11/14/25	*	28	2	5	.400	0	1	.000	0	0	.000	1	5	6	6.7	1	0	2	2	0	0	4	7.7
WINTHROP	11/18/25	*	24	3	7	.429	1	2	.500	2	2	1.000	1	2	3	5.8	2	0	1	2	0	1	9	8.0
JACKSON ST.	11/21/25	*	18	5	10	.500	2	3	.667	5	7	.714	1	9	10	6.6	2	0	1	1	0	2	17	9.8
vs Duke	11/27/25	*	23	1	4	.250	0	2	.000	0	0	.000	1	1	2	5.8	3	0	0	1	0	1	2	8.5
LOUISVILLE	12/03/25	*	21	2	9	.222	1	2	.500	0	0	.000	2	3	5	5.7	2	0	0	0	1	1	5	8.0
vs Fresno St.	12/06/25	*	24	4	9	.444	3	5	.600	0	0	.000	1	3	4	5.5	2	0	3	2	1	1	11	8.4
vs Texas Tech	12/13/25	*	35	8	11	.727	3	4	.750	1	3	.333	2	4	6	5.6	2	0	1	0	2	2	20	9.7
QUEENS (NC)	12/16/25	*	23	3	5	.600	1	3	.333	4	4	1.000	1	4	5	5.5	2	0	3	1	1	1	11	9.8
vs Houston	12/20/25	*	28	1	6	.167	1	5	.200	0	0	.000	0	2	2	5.2	2	0	1	1	0	0	3	9.2
JAMES MADISON	12/29/25	*	18	3	7	.429	1	2	.500	0	0	.000	1	3	4	5.1	1	0	1	0	0	0	7	9.0
TENNESSEE	01/03/26	*	27	3	8	.375	1	5	.200	4	5	.800	4	3	7	5.2	2	0	0	1	1	1	11	9.2
at Ole Miss	01/07/26	*	30	4	8	.500	2	5	.400	0	0	.000	2	4	6	5.3	3	0	2	2	1	1	10	9.2
Totals		**13**	**342**	**44**	**98**	**.449**	**20**	**46**	**.435**	**21**	**26**	**.808**	**20**	**54**	**74**	**5.3**	**30**	**0**	**20**	**19**	**8**	**13**	**129**	**9.2**

KNOX'S PERSONAL BESTS

POINTS
Season: 20 vs Texas Tech (12/13/25)
Career: 21 vs UMES (11/25/24)
SEC: 17 at Texas A&M (02/15/25)

FG MADE
Season: 8 vs Texas Tech (12/13/25)
Career: 9 vs UMES (11/25/24)
SEC: 7 at Texas A&M (02/15/25)

FG ATTEMPTED
Season: 11 vs Texas Tech (12/13/25)
Career: 14 vs UMES (11/25/24)
SEC: 9 at Texas A&M (02/15/25)

3-POINT FG MADE
Season: 4 vs UCA (11/11/25)
Career: 4 (2x) LAST vs UCA (11/11/25)
SEC: 3 at Texas A&M (02/15/25)

3-PT FG ATTEMPTS
Season: 6 vs UCA (11/11/25)
Career: 8 vs UMES (11/25/24)
SEC: 5 (2x) LAST at Ole Miss (01/07/26)

FT MADE
Season: 5 (2x) LAST vs Jackson St (11/21/25)
Career: 11 vs Georgia (01/22/25)
SEC: 11 vs Georgia (01/22/25)

FT ATTEMPTED
Season: 7 vs Jackson St (11/21/25)
Career: 13 vs Georgia (01/22/25)
SEC: 13 vs Georgia (01/22/25)

REBOUNDS
Season: 10 (2x) LAST vs Jackson St (11/21/25)
Career: 10 (2x) LAST vs Jackson St (11/21/25)
SEC: 8 vs LSU (02/12/25)

ASSISTS
Season: 4 at Michigan State (11/08/25)
Career: 5 at South Carolina (03/01/25)
SEC: 5 at South Carolina (03/01/25)

STEALS
Season: 2 (2x) LAST vs Texas Tech (12/13/25)
Career: 2 (5x) LAST vs Texas Tech (12/13/25)
SEC: 2 (3x) LAST at Auburn (02/19/25)

BLOCKED SHOTS
Season: 2 vs Texas Tech (12/13/25)
Career: 4 vs. St. John's (03/22/25)
SEC: 2 at Vanderbilt (03/04/25)

MINUTES
Season: 35:00 vs Texas Tech (12/13/25)
Career: 36:13 vs Missouri (02/22/25)
SEC: 36:13 vs Missouri (02/22/25))

KARTER KNOX CAREER STATISTICS

Year	GP	GS	Min	Avg	FG	FGA	Pct	3FG	3FGA	Pct	FT	FTA	Pct	Off	Def	Tot	Avg	PF	FO	Ast	TO	Blk	Stl	Pts	Avg
2024-25	36	24	861	23.9	96	208	.462	35	100	.350	73	91	.802	24	95	119	3.3	68	0	37	41	17	21	300	8.3
2025-26	14	13	342	24.4	44	98	.449	20	46	.435	21	26	.808	20	54	74	5.3	30	0	20	19	8	13	129	9.2
TOTAL	50	37	1203	24.1	140	306	.458	55	146	.377	94	117	.803	44	149	193	3.9	98	0	57	60	25	34	429	8.6

12 MALIQUE EWIN

6-10, 240, Sr., F || Lawrenceville, Ga. || Berkmar HS || Florida State

@MaliqueEwin
@officialmaliquee

Pronounced: You-In ... *Major: Sociology ... Born May 13, 2003, in Fort Lauderdale, Fla. ... Son of Natasha Lewis and Denver Flex Ewin ... Is the third youngest of eight siblings – two sisters (Brittney and Breanna Lewis) and four brothers (Matthew Lewis, Denver Ewin, Tracy Lewis and Jahari Johnson) ... Earned an Associates of Arts Degree in General Studies from South Plains Community College in May 2024.*

• Played at Florida State last season (2024-25), played one season at South Plains (Texas) CC (2023-24), and played one season at Ole Miss (2022-23).

• **LAST YEAR at FSU:** Led the ACC and ranked 17th nationally by shooting 59.6% from the field and led the Seminoles by averaging 7.6 rebounds ... Ranked third in the ACC (45th nationally) in offensive rebounding (3.07) ... Ranked second on the team by averaging 14.2 points ... Scored in double figures 23 times, including a streak of 17 straight ... Led his team in rebounding 17 times.

• 1 of 20 on the Kareem Abdul-Jabbar Award (nation's top center) watch list

• Made his first 15 free throw attempts of the season and had a streak of 9 straight

2025-26 HIGHLIGHTS:

• **JSU:** Scored a **season-high 21 points** – his fifth career 20-point game – with three assists and two steals ... Scored 17 in the second half ... **Made his first career 3-pointer** (on just his second career attempt from deep) ... Was 8-of-9 from the field – with five dunks – and 4-of-4 from the line.

• **LOUISVILLE:** Had an impressive game in the win over Louisville, scoring 12 points and grabbing nine rebounds ... Was 3-of-4 from the field and 6-of-8 at the line ... Pulled down seven offensive rebounds, his 3rd-best effort on the offensive end for his career ... Inside the last three minutes (with Arkansas up 6), Ewin had two offensive rebounds and was 4-of-6 of the line.

• **vs TEXAS TECH:** Turned in a solid game with nine points (4-of-5 FG) with six rebounds ... Kept Arkansas in the game in the first half, scoring seven points (3-of-3 FG) with five rebounds, an assist and a blocked shot.

• **vs HOUSTON:** Scored 20 points on 5-of-9 shooting from the field .. Drew 11 fouls and **tied his career high by making 10 FT and set a career-high by attempting 17** ... Led the team with nine rebounds and added two blocked shots.

• **JAMES MADISON:** Led the team with **nine rebounds, marking the third-straight game with nine board**s ... Added 11 points, two blocked shots and **tied his career-high with three steals**.

• **TENNESSEE:** Was 8-of-8 at the line, scoring 12 points for the game ... Added six boards and had a **season-high four blocked shots** ... Had 10 of his 12 points, 5 of his 6 rebounds and all four blocked shots in the second half.

• **at OLE MISS:** Only played 15:09 with five points and two rebounds but was a team-best +21.

CAREER DOUBLE-DOUBLES (9)

JUNIOR (at FSU)			(9)
12/02/24	at LSU	17 pts	17 reb
12/17/24	WINTHROP	21 pts	15 reb
01/08/25	at Miami (Fla.)	^ 20 pts	10 reb
01/11/25	at Clemson	^ 15 pts	10 reb
01/15/25	PITTSBURGH	^ 18 pts	13 reb
01/18/25	GEORGIA TECH	^ 17 pts	11 reb
01/22/25	at Cal	^ 16 pts	10 reb
02/04/25	NOTRE DAME	# 18 pts	10 reb
02/12/25	at Wake Forest	# 14 pts	12 reb

^ - consecutive games
 # - back-to-back games

EWIN'S PERSONAL BESTS

POINTS
Season: 21 vs Jackson State (11/21/25)
Career: 26 vs SMU (03/08/25)
SEC:

FG MADE
Season: 8 vs Jackson State (11/21/25)
Career: 11 at NC State (012/07/24)
SEC:

FG ATTEMPTED
Season: 9 (2x) LAST vs Houston (12/20/25)
Career: 15 at Cal (01/22/25)
SEC:

3-POINT FG MADE
Season: 1 vs Jackson State (11/21/25)
Career: 1 vs Jackson State (11/21/25)
SEC:

3-PT FG ATTEMPTS
Season: 1 vs Jackson State (11/21/25)
Career: 1 (2x) LAST vs Jackson State (11/21/25)
SEC:

FT MADE
Season: 10 LAST vs Houston (12/20/25)
Career: 10 (2x) LAST vs Houston (12/20/25)
SEC:

FT ATTEMPTED
Season: 17 vs Houston (12/20/25)
Career: 17 vs Houston (12/20/25)
SEC:

REBOUNDS
Season: 9 (3x) LAST vs James Madison (12/29/25)
Career: 17 at LSU (12/03/24)
SEC:

ASSISTS
Season: 3 vs Jackson State (11/21/25)
Career: 4 (2x) LAST vs Georgia Tech (01/18/25)
SEC:

STEALS
Season: 3 vs James Madison (12/29/25)
Career: 3 (4x) LAST: vs JMU (12/29/25)
SEC:

BLOCKED SHOTS
Season: 2 (3x) LAST vs JMU (12/29/25)
Career: 5 vs UCF (12/14/22)
SEC:

MINUTES
Season: 27:57 vs Houston (12/20/25)
Career: 36:34 at Wake Forest (02/12/25)
SEC:

MALIQUE EWIN 2025-26 GAME STATS

Opponent	Date	GS	Min	FG	FGA	Pct	3FG	3A	Pct	FT	FTA	Pct	O	D	Tot	Avg	PF	FO	A	TO	Blk	Stl	Pts	Avg
SOUTHERN	11/03/25		17	2	3	.667	0	0	.000	2	2	1.000	3	1	4	4.0	2	0	0	0	0	1	6	6.0
at Michigan St.	11/08/25		16	2	3	.667	0	0	.000	0	0	.000	2	0	2	3.0	2	0	0	1	1	1	4	5.0
CENTRAL ARKANSAS	11/11/25		23	4	5	.800	0	0	.000	2	2	1.000	0	5	5	3.7	3	0	0	1	0	1	10	6.7
SAMFORD	11/14/25		7	1	3	.333	0	0	.000	0	0	.000	0	0	0	2.8	2	0	0	1	1	0	2	5.5
WINTHROP	11/18/25	*	7	1	2	.500	0	0	.000	0	0	.000	2	1	3	2.8	1	0	0	1	1	0	2	4.8
JACKSON ST.	11/21/25		14	8	9	.889	1	1	1.000	4	4	1.000	1	2	3	2.8	2	0	3	1	1	2	21	7.5
vs Duke	11/27/25		20	3	7	.429	0	0	.000	1	1	1.000	2	1	3	2.9	3	0	1	1	0	0	7	7.4
LOUISVILLE	12/03/25		17	3	4	.750	0	0	.000	6	8	.750	7	2	9	3.6	1	0	1	0	0	1	12	8.0
vs Fresno St.	12/06/25		17	4	6	.667	0	0	.000	1	2	.500	3	2	5	3.8	3	0	0	0	2	0	9	8.1
vs Texas Tech	12/13/25		18	4	5	.800	0	0	.000	1	2	.500	4	2	6	4.0	2	0	1	1	1	0	9	8.2
QUEENS (NC)	12/16/25		9	0	1	.000	0	0	.000	0	0	.000	1	1	2	3.8	0	0	1	2	0	0	0	7.5
vs Houston	12/20/25		28	5	9	.556	0	0	.000	10	17	.588	3	6	9	4.3	2	0	1	2	2	0	20	8.5
JAMES MADISON	12/29/25		19	3	5	.600	0	0	.000	5	8	.625	3	6	9	4.6	2	0	1	1	2	3	11	8.7
TENNESSEE	01/03/26		27	2	4	.500	0	0	.000	8	8	1.000	3	3	6	4.7	3	0	0	4	4	1	12	8.9
at Ole Miss	01/07/26		15	2	3	.667	0	0	.000	1	4	.250	1	1	2	4.5	1	0	0	1	0	0	5	8.7
Totals		**1**	**254**	**44**	**69**	**.638**	**1**	**1**	**1.000**	**41**	**58**	**.707**	**35**	**33**	**68**	**4.5**	**29**	**0**	**9**	**17**	**15**	**10**	**130**	**8.7**

MALIQUE EWIN CAREER DIVSION I STATISTICS

Year	GP	GS	Min	Avg	FG	FGA	Pct	3FG	3FGA	Pct	FT	FTA	Pct	Off	Def	Tot	Avg	PF	FO	Ast	TO	Blk	Stl	Pts	Avg
2022-23 (OM)	14	0	86	6.1	8	14	.571	0	0	.000	4	5	.800	3	13	16	1.1	5	0	5	7	8	1	20	1.4
2024-25 (FSU)	30	30	785	26.2	174	292	.596	0	1	.000	79	121	.653	92	137	229	7.6	86	2	52	58	24	26	427	14.2
2025-26 (ARK)	15	1	254	16.9	44	69	.638	1	1	1.000	41	58	.707	35	33	68	4.5	29	0	9	17	15	10	130	8.7
TOTAL	59	31	1125	19.1	226	375	.603	1	2	.500	124	184	.674	130	183	313	5.3	120	2	66	82	47	37	577	9.8

NOTE: Played his sophomore season (2023-24) at South Plains CC

21 D.J. WAGNER

@dg_wag21

6-4, 190, Jr., G || Camden N.J. || Camden HS || Kentucky

Major: Communications ... Born May 4, 2005 in Camden, N.J. ... Son of Syreeta Brittingham and Dajuan Wagner, who played basketball at Memphis for John Calipari and was drafted sixth overall by the Cleveland Cavaliers in 2002 ... Grandfather is Milt Wagner who won a national championship at Louisville in 1986 (with Kenny Payne) and was a second round pick by the Dallas Mavericks in 1986 ... Siblings are Dayonni Wagner and former Kentucky/Arkansas teammate Kareem Watkins.

• **LAST YEAR:** The only Razorback to start all 36 games and just 1 of 3 to play all 36 games ... Averaged 11.2 points, 2.7 rebounds and 3.64 assists ... Led the team with 131 total assists, led the team in assists 16 times and had at least three assists 26 times (including 13 times with 5-plus assists) ... Scored in double figures 22 times ... Ranked 2nd in the SEC in minutes (34:32) ... Led Arkansas' late-season run to the Sweet 16 ... In those final 18 games, averaged: 34.9 min • 12.2 pts • 4.6 assists • 50-60 FT (83.3%).

• **John R. Wooden Award Watch List (1 of 50)**
• **Named preseason All-SEC third team by the league's media AND coaches**

• **Last 5 gms from 3PT** **8-of-16 (50.0%)**
1st 10 gms from 3PT 11-of-36 (30.6%)

2025-26 HIGHLIGHTS:
• **SOUTHERN:** Tied for the team lead with seven assists.
• **at MICHIGAN STATE:** Scored 13 points and led the team with three steals.
• **SAMFORD:** Scored 10 points, including two free throws with 40 seconds left to secure the win.
• **JSU:** Stuffed the stat sheet with **a season-high 16 points while tying season highs with seven assists and three steals** ... Was a team-best +50 in the 64-point win ... Was 6-of-6 from the field (2-of-2 from 3PT) and 2-of-2 at the line.
• **vs FRESNO STATE:** Scored 12 points, missed his first missed his first four 3-point attempts but was 2-of-3 from deep to finish the game.
• **QUEENS:** Was very efficient in scoring 10 points (3-of-4 FG 1-of-1 3PT • 3-of-4 FT) ... Added three assists and two steals ... Led the team with a +24 in his 23:37 played.
• **vs HOUSTON:** Scored 10 points, going 2-of-6 from 3-point range.
• **JAMES MADISON:** Scored 14 points, going 4-of-5 from 3-point range ... **The 4 triples tied his career high** ... Added four steals with zero turnovers.

D.J. WAGNER 2025-26 GAME STATS

Opponent	Date	GS	Min	FG	FGA	Pct	3FG	3A	Pct	FT	FTA	Pct	O	D	Tot	Avg	PF	FO	A	TO	Blk	Stl	Pts	Avg
SOUTHERN	11/03/25	*	32	3	11	.273	2	7	.286	0	0	.000	0	4	4	4.0	3	0	7	2	1	2	8	8.0
at Michigan St.	11/08/25	*	31	4	6	.667	2	4	.500	3	4	.750	0	2	2	3.0	2	0	3	1	0	3	13	10.5
CENTRAL ARKANSAS	11/11/25	*	30	2	7	.286	1	4	.250	2	2	1.000	0	3	3	3.0	1	0	4	1	0	1	7	9.3
SAMFORD	11/14/25	*	28	3	5	.600	1	2	.500	3	4	.750	0	3	3	3.0	1	0	2	0	0	1	10	9.5
WINTHROP	11/18/25	*	19	0	5	.000	0	2	.000	2	2	1.000	0	1	1	2.6	1	0	1	0	1	1	2	8.0
JACKSON ST.	11/21/25	*	28	6	6	1.000	2	2	1.000	2	2	1.000	0	0	0	2.2	0	0	7	1	2	3	16	9.3
vs Duke	11/27/25	*	16	1	5	.200	0	3	.000	1	1	1.000	0	1	1	2.0	0	0	3	0	0	1	3	8.4
LOUISVILLE	12/03/25	*	19	2	8	.250	1	3	.333	0	2	.000	0	1	1	1.9	1	0	0	1	0	1	5	8.0
vs Fresno St.	12/06/25	*	30	4	10	.400	2	8	.250	2	2	1.000	0	0	0	1.7	2	0	0	2	1	0	12	8.4
vs Texas Tech	12/13/25	*	28	2	5	.400	0	1	.000	0	0	.000	0	0	0	1.5	2	0	1	1	0	1	4	8.0
QUEENS (NC)	12/16/25	*	24	3	4	.750	1	1	1.000	3	4	.750	0	0	0	1.4	3	0	3	0	0	2	10	8.2
vs Houston	12/20/25	*	35	4	10	.400	3	6	.500	0	0	.000	0	1	1	1.3	4	0	2	1	0	0	11	8.4
JAMES MADISON	12/29/25	*	26	4	8	.500	4	5	.800	2	4	.500	0	0	0	1.2	1	0	4	0	0	0	14	8.8
TENNESSEE	01/03/26	*	14	0	3	.000	0	1	.000	2	2	1.000	0	2	2	1.3	0	0	2	1	2	0	2	8.4
at Ole Miss	01/07/26	*	21	1	5	.200	0	3	.000	1	1	1.000	0	2	2	1.3	1	0	4	1	0	0	3	8.0
Totals		**15**	**381**	**39**	**98**	**.398**	**19**	**52**	**.365**	**23**	**30**	**.767**	**0**	**20**	**20**	**1.3**	**22**	**0**	**43**	**12**	**7**	**16**	**120**	**8.0**

WAGNER'S PERSONAL BESTS

POINTS
Season: 16 vs Jackson State (11/21/25)
Career: 28 vs Marshall (11/24/23)
SEC: 24 vs Mississippi State (03/08/25)

FG MADE
Season: 6 vs Jackson State (11/21/25)
Career: 10 vs Marshall (11/24/23)
SEC: 8 vs Georgia (01/20/24)

FG ATTEMPTED
Season: 10 vs Houston (12/20/25)
Career: 15 at Texas A&M (01/13/24)
SEC: 15 at Texas A&M (01/13/24)

3-POINT FG MADE
Season: 4 vs James Madison (12/29/25)
Career: 4 (2x) LAST vs JMU (12/29/25)
SEC: 4 vs Arkansas (03/02/24)

3-PT FG ATTEMPTS
Season: 8 vs Fresno St (12/06/25)
Career: 8 (2x) LAST vs Fresno St (12/06/25)
SEC: 5 (3x) LAST vs Ole Miss (01/08/25)

FT MADE
Season: 3 (3x) LAST vs Queens (12/13/25)
Career: 8 vs Missouri (02/22/25)
SEC: 8 vs Missouri (02/22/25)

FT ATTEMPTED
Season: 4 (3x) LAST vs Queens (12/13/25)
Career: 10 vs Missouri (02/22/25)
SEC: 10 vs Missouri (02/22/25)

REBOUNDS
Season: 4 vs Southern (11/03/25)
Career: 6 (3x) LAST vs UTSA (12/07/24)
SEC: 4 (3x) LAST vs Oklahoma (01/25/25)

ASSISTS
Season: 7 (2x) LAST vs Jackson State (11/21/25)
Career: 10 vs Georgia (01/20/24)
SEC: 10 vs Georgia (01/20/24)

STEALS
Season: 3 (2x) LAST vs Jackson State (11/21/25)
Career: 4 vs Troy (1/13/24)
SEC: 3 at South Carolina (01/23/24)

BLOCKED SHOTS
Season: 2 vs Jackson State (11/21/25)
Career: 2 (2x) LAST vs Jackson State (11/21/25)
SEC: -

MINUTES
Season: 34:45 vs Houston (12/20/25)
Career: 40:00 vs Kansas (03/20/25)
SEC: 38:51 vs Texas (02/26/25)

D.J. WAGNER CAREER STATISTICS

Year	GP	GS	Min	Avg	FG	FGA	Pct	3FG	3FGA	Pct	FT	FTA	Pct	Off	Def	Tot	Avg	PF	FO	Ast	TO	Blk	Stl	Pts	Avg
2023-24 (UK)	29	28	748	25.8	105	259	.405	28	96	.292	49	64	.766	5	49	54	1.7	45	1	96	43	5	24	287	9.9
2024-25 (ARK)	36	36	1245	34.6	147	367	.401	41	135	.304	67	82	.817	11	86	97	2.7	51	0	131	80	2	35	402	11.2
2025-26 (ARK)	15	15	381	25.4	39	98	.398	19	52	.365	23	30	.767	0	20	20	1.3	22	0	43	12	7	16	120	8.0
TOTAL	80	79	2374	29.7	291	724	.402	88	256	.344	139	176	.790	16	155	171	2.1	118	1	270	135	14	75	809	10.1

23 NICK PRINGLE

6-10, 230, Grad. Sr., F || Seabrook, S.C. || Whale Branch HS || South Carolina

@iNickPringle
@inickpringle

Graduated from Alabama in 2024 with a degree in Communication Studies and is pursuing a second undergraduate degree in Arts & Sciences ... Born Sept. 16, 2001, in Seabrook, S.C. ... Son of Kwajalean Pringle ... Brother, Trey Pringle ... Cousin Dee Delaney plays for the Buffalo Bills, cousin Dee Hazel plays football at Chowan, cousin KJ Chisholm plays football at Jackson State and cousin Amori Pringle owns a clothing brand.

Played at South Carolina in 2024-25 ... Spent two seasons at Alabama (2022-23 and 2023-24), one season at Dodge City CC (2021-22) and one season at Wofford (2020-21) ... **Was part of Alabama's 2024 NCAA Final Four team**, averaging 6.2 rebounds per game throughout the Crimson Tide's run in the NCAA Tournament.

2025-26 HIGHLIGHTS:

- **at MICHIGAN STATE:** Led the team with seven rebounds, including four offensive, and led the team with **three blocked shots, tying his career high**.
- **UCA:** Just missed a double-double with 9 points and 8 rebounds, going 3-of-3 from the field and 3-of-4 at the line.
- **WINTHROP:** Scored 13 points - including four of the Hg's final six - and grabbed seven rebounds ... Was 5-of-5 from the field and 3-of-4 from the line ... Down five, he scored off a Trevon Brazile assist ... Then, with 11.9 seconds left, he scored a fastbreak layup that was the game-winner.
- **vs FRESNO ST:** Led the team with seven rebounds.
- **QUEENS:** Led the team with seven rebounds ad scored a season-high 15 points (5-of-6 FG • 4-of-4 FT).

CAREER DOUBLE-DOUBLES (9)

FRESHMAN (at WOF)			**(1)**
11/28/20	CARVER	17 pts	11 reb
JUNIOR (at BAMA)			**(2)**
02/18/23	GEORGIA	19 pts	12 reb
03/16/23	vs A&M-Corpus Christi	19 pts	15 reb
SENIOR (at BAMA)			**(3)**
03/09/24	ARKANSAS	# 10 pts	10 reb
03/15/24	vs Florida	# 12 pts	10 reb
03/30/24	vs Clemson	16 pts	11 reb
GRAD SR (at SC)			**(3)**
11/16/24	at Indiana	13 pts	11 reb
01/11/25	AUBURN	12 pts	10 reb
03/08/25	at Tennessee	14 pts	16 reb

 # - back-to-back games



NICK PRINGLE 2025-26 GAME STATS

Opponent	Date	GS	Min	FG	FGA	Pct	3FG	3A	Pct	FT	FTA	Pct	O	D	Tot	Avg	PF	FO	A	TO	Blk	Stl	Pts	Avg
SOUTHERN	11/03/25	*	24	4	7	.571	0	0	.000	0	0	.000	3	5	8	8.0	3	0	0	0	0	0	8	8.0
at Michigan St.	11/08/25	*	28	2	2	1.000	0	0	.000	2	4	.500	4	3	7	7.5	5	1	1	1	3	2	6	7.0
CENTRAL ARKANSAS	11/11/25	*	23	3	3	1.000	0	0	.000	3	4	.750	1	7	8	7.7	1	0	0	1	0	0	9	7.7
SAMFORD	11/14/25	*	18	0	1	.000	0	0	.000	0	0	.000	0	1	1	6.0	2	0	0	0	0	0	0	5.8
WINTHROP	11/18/25		28	5	5	1.000	0	0	.000	3	4	.750	1	6	7	6.2	3	0	0	1	2	0	13	7.2
JACKSON ST.	11/21/25	*	22	0	0	.000	0	0	.000	4	5	.800	1	4	5	6.0	1	0	3	0	0	1	4	6.7
vs Duke	11/27/25	*	19	1	3	.333	0	0	.000	1	1	1.000	1	0	1	5.3	5	1	2	1	0	0	3	6.1
LOUISVILLE	12/03/25	*	23	1	3	.333	0	0	.000	0	0	.000	1	3	4	5.1	1	0	0	1	0	0	2	5.6
vs Fresno St.	12/06/25	*	23	1	2	.500	0	0	.000	0	0	.000	1	6	7	5.3	2	0	1	0	0	0	2	5.2
vs Texas Tech	12/13/25	*	11	1	2	.500	0	0	.000	0	4	.000	2	2	4	5.2	2	0	1	1	0	0	2	4.9
QUEENS (NC)	12/16/25	*	25	5	6	.833	0	0	.000	4	4	1.000	3	4	7	5.4	3	0	0	2	0	2	14	5.7
vs Houston	12/20/25	*	9	0	0	.000	0	0	.000	0	2	.000	1	1	2	5.1	0	0	0	1	0	0	0	5.3
JAMES MADISON	12/29/25	*	19	1	1	1.000	0	0	.000	2	4	.500	5	1	6	5.2	1	0	2	0	1	1	4	5.2
TENNESSEE	01/03/26	*	13	0	0	.000	0	0	.000	2	2	1.000	0	1	1	4.9	4	0	0	1	1	0	2	4.9
at Ole Miss	01/07/26	*	21	2	3	.667	0	0	.000	2	2	1.000	3	2	5	4.9	3	0	0	2	0	1	6	5.0
Totals		**14**	**306**	**26**	**38**	**.684**	**0**	**0**	**.000**	**23**	**36**	**.639**	**27**	**46**	**73**	**4.9**	**36**	**2**	**10**	**12**	**7**	**7**	**75**	**5.0**

PRINGLE'S PERSONAL BESTS

POINTS
Season: 14 vs Queens (12/16/25)
Career: 19 (3x) LAST: vs USC Upstate (12/14/24)
SEC: 18 vs Arkansas (03/01/25)

FG MADE
Season: 5 (2x) LAST vs Queens (12/16/25)
Career: 8 vs Georgia (02/18/23)
SEC: 7 vs Arkansas (03/01/25)

FG ATTEMPTED
Season: 7 vs Southern (11/03/25)
Career: 13 vs Florida (02/21/24)
SEC: 13 vs Florida (02/21/24)

3-POINT FG MADE
Season: --
Career: --
SEC: --

3-PT FG ATTEMPTS
Season: --
Career: 2 at Tennessee (03/08/25)
SEC: 2 at Tennessee (03/08/25)

FT MADE
Season: 4 (2x) LAST vs Queens (12/16/25)
Career: 10 vs Radford (12/22/24)
SEC: 6 (3x) LAST at Tennessee (03/08/25)

FT ATTEMPTED
Season: 5 vs Jackson State (11/21/25)
Career: 13 vs Clemson (03/30/24)
SEC: 10 vs Arkansas (03/09/24)

REBOUNDS
Season: 8 (2x) vs UCA (11/11/25)
Career: 15 vs A&M-Corpus Christi (03/16/23)
SEC: 14 at Tennessee (03/08/25)

ASSISTS
Season: 3 vs Jackson State (11/21/25)
Career: 4 vs Radford (12/22/24)
SEC: 3 (3x) vs Florida (01/22/25)

STEALS
Season: 2 (2x) LAST vs Queens (12/16/25)
Career: 3 (2x) LAST: vs Florida (02/08/23)
SEC: 3 vs Florida (02/08/23)

BLOCKED SHOTS
Season: 3 at Michigan State (11/08/25)
Career: 3 (4x) LAST: at Michigan St (11/08/25)
SEC: 2 (3x) LAST vs Arkansas (03/09/24)

MINUTES
Season: 28:12 at Michigan State (11/08/25)
Career: 35:11 vs Arkansas (03/09/24)
SEC: 35:11 vs Arkansas (03/09/24)

NICK PRINGLE CAREER DIVISION I STATISTICS

Year	GP	GS	Min	Avg	FG	FGA	Pct	3FG	3FGA	Pct	FT	FTA	Pct	Off	Def	Tot	Avg	PF	FO	Ast	TO	Blk	Stl	Pts	Avg
2020-21 (WOF)	15	0	92	6.2	13	22	.591	0	2	.000	4	11	.364	13	19	32	2.1	13	0	2	9	1	8	30	2.0
2022-23 (BAMA)	36	0	289	8.0	50	59	.847	0	0	.000	26	55	.473	37	74	111	3.1	59	0	7	17	15	8	126	3.5
2023-24 (BAMA)	34	16	626	18.4	86	138	.623	0	0	.000	60	108	.556	74	101	175	5.1	89	5	24	34	23	11	232	6.8
2024-25 (SC)	32	32	786	24.6	103	180	.572	0	3	.000	97	148	.655	60	141	201	6.3	87	3	36	46	14	16	303	9.5
2025-26 (ARK)	15	14	306	20.4	26	38	.684	0	0	.000	23	36	.639	27	46	73	4.9	36	2	10	12	7	7	75	5.0
TOTAL	132	62	2102	15.9	278	437	.636	0	5	.000	210	358	.587	211	381	592	4.5	284	10	79	118	60	50	766	5.8

NOTE: Played his sophomore season (2021-22) at Dodge City CC

24 BILLY RICHMOND III

6-6, 205, W, So. || Memphis, Tenn. || Camden (N.J.) HS

@BillyRichmondI
@billyyyz

Major: Communications ... Born on April 11, 2006, in Memphis, Tenn. ... Son of Billy Richmond Jr. and Kimberly Thomas ... Siblings: Brother, Trevor Richmond ... Sisters: Kristian Richmond and McKenzie Thomas ... His father, Billy Jr., played for John Calipari with the Memphis Tigers (2002-04).

» Participated in 2025 Chris Paul and Jayson Tatum High School and College Elite Camps
• 1 of 3 Razorbacks to play all 36 games last season
• Arkansas' most versatile player as he can (and has played) point guard, shooting guard, small forward and power forward positions.

• Coach Cal has coined the term "BILLY G.O.A.T" when Richmond has a big dunk or high-energy play.
• Made 2 3-pointers last year (2-of-16) and has already made 8 this season (8-of-24)
• Already has 7 games scoring double figures this year ... Had 6 all of last year

"One thing not getting talked about enough in regards to Arkansas: Billy Richmond is on track to be one of the top utility players in college basketball during the 2025-26 season."
- Jon Rothstein

2025-26 HIGHLIGHTS:
• **SOUTHERN:** Earned his first career start.
• **at MICHIGAN STATE:** Played a career-high 28:31 and scored 8 points with 6 rebounds ... Made his 3rd career 3-pointer.
• **SAMFORD:** Coach Calipari said Billy changed the complexion of the game with his play . ... Sparked a 12-0 run - getting three offensive rebounds, a basket and a steal - midway in the second half to give Arkansas its largest lead of 15 (68-54) with 7:08 left ... Finished with 10 points and five rebounds.
• **WINTHROP:** Only scored six points with one rebound, but still affected the outcome ... Scored four of his six point inside the final 4:30, including two free throws and a driving layup.
• **JSU:** Had one of his best statistical career games ... Scored a **season-high 14 points** (one shy of his career best) ... Helped creat separation in the first half with is energy and three dunks – one on a long offensive rebound ... **Tied career highs for** FG made (6), FGA (9) and steals (2) while going 3-of-4 at the line.
• **vs DUKE:** Had a "typical" Billy game, bringing his energy and stuffing the stat sheet ... Scored 11 points (4-of-6 FG • 1-2 3PT • 2-2 FT) with five rebounds, two assists, two blocked shots and a steal.
• **LOUISVILLE:** In a nine-point win, Richmond was a team-best +20 in 26:37 played ... Was a career-best 6-of=6 at the line and blocked a 3-point shot with 44 seconds left that could have gotten UL to within six.
• **vs FRESNO ST:** Made a big impact in his 11:55 played with two big dunks (3-of-5 FG) and **a season-high four assists**.
• **vs TEXAS TECH:** Tied his season high with four assists, adding two steals.
• **QUEENS: Tied his career-high with 15 points, tying a career high with six FG made and attempting a career-high 10 FG** ... Scored nine points in a 9-2 run early in the second half (two free throws, a 3-pointer, a layup and a dunk) to put the game out of reach.
• **vs HOUSTON:** Scored 12 points, going 5-of-6 from the field and 2-of-2 from 3-point range - marking **the first time he made multiple triples in the same game** ...
• **JAMES MADISON: Tied his career high with six assists** ... Added eight points and four rebounds.
• **at OLE MISS:** Did not miss a shot in scoring an **SEC career-best 13 points** ... Was 5-of-5 from the field, 1-of-1 from 3PT and 2-of-2 at the line ... **The triple was his first 3-pointer made in an SEC regular-season game** ... **Also tied for the team lead with six rebounds, tying a season high and tying an SEC career high**.

RICHMOND'S PERSONAL BESTS

POINTS
Season: 15 vs Queens (12/16/25)
Career: 15 (2x) LAST vs Queens (12/16/25)
SEC: 15 at Ole Miss (01/07/27)

FG MADE
Season: 6 (2x) LAST vs Queens (12/16/25)
Career: 6 (4x) LAST vs Queens (12/16/25)
SEC: 5 at Ole Miss (01/07/27)

FG ATTEMPTED
Season: 10 vs Queens (12/16/25)
Career: 10 vs Queens (12/16/25)
SEC: 7 (2x) LAST at South Carolina (03/01/25)

3-POINT FG MADE
Season: 2 vs Houston (12/29/25)
Career: 2 vs Houston (12/29/25)
SEC: 1 at Ole Miss (01/07/27)

3-PT FG ATTEMPTS
Season: 3 vs Samford (11/14/25)
Career: 3 vs Samford (11/14/25)
SEC: 1 (6x) LAST at Ole Miss (01/07/27)

FT MADE
Season: 6 vs Louisville (12/03/25)
Career: 6 (2x) LAST vs Louisville (12/03/25)
SEC: 4 (2x) LAST vs Mississippi State (03/08/25)

FT ATTEMPTED
Season: 6 vs Louisville (12/03/25)
Career: 8 vs Ole Miss (03/13/25)
SEC: 4 (2x) LAST vs Mississippi State (03/08/25)

REBOUNDS
Season: 6 (2x) LAST at Ole Miss (01/07/26)
Career: 9 vs UMES (11/25/24)
SEC: 6 (2x) LAST at Ole Miss (01/07/27)

ASSISTS
Season: 6 vs James Madison (12/29/25)
Career: 6 (2x) LAST vs JMU (12/29/25)
SEC: 6 vs Mississippi State (03/08/25)

STEALS
Season: 2 vs Jackson St (11/21/25)
Career: 2 (6x) LAST vs Jackson St (11/21/25)
SEC: 2 at Vanderbilt (03/04/25)

BLOCKED SHOTS
Season: 2 vs Duke (11/27/25)
Career: 2 (4x) LAST vs Duke (11/27/25)
SEC: 2 vs Mississippi State (03/08/25)

MINUTES
Season: 28:31 at Michigan State (11/08/25)
Career: 28:31 vs Michigan State (11/08/25)
SEC: 27:50 vs Mississippi State (03/08/25)

BILLY RICHMOND III 2025-26 GAME STATS

Opponent	Date	GS	Min	FG	FGA	Pct	3FG	3A	Pct	FT	FTA	Pct	O	D	Tot	Avg	PF	FO	A	TO	Blk	Stl	Pts	Avg
SOUTHERN	11/03/25	*	16	2	4	.500	0	2	.000	2	2	1.000	0	3	3	3.0	5	1	1	1	1	0	6	6.0
at Michigan St.	11/08/25	*	28	3	8	.375	1	4	.250	1	2	.500	2	4	6	4.5	1	0	0	2	1	0	8	7.0
CENTRAL ARKANSAS	11/11/25		20	1	2	.500	1	1	1.000	1	2	.500	1	3	4	4.3	0	0	0	1	0	0	4	6.0
SAMFORD	11/14/25		27	4	7	.571	1	3	.333	1	2	.500	4	1	5	4.5	2	0	0	1	1	1	10	7.0
WINTHROP	11/18/25		20	2	3	.667	0	1	.000	2	2	1.000	1	0	1	3.8	1	0	1	0	0	0	6	6.8
JACKSON ST.	11/21/25		24	6	9	.667	0	1	.000	2	4	.500	3	2	5	4.0	2	0	2	0	1	2	14	8.0
vs Duke	11/27/25		24	4	6	.667	1	2	.500	2	2	1.000	2	3	5	4.1	2	0	2	5	2	1	11	8.4
LOUISVILLE	12/03/25		27	2	4	.500	0	1	.000	6	6	1.000	1	3	4	4.1	4	0	2	2	1	0	10	8.6
vs Fresno St.	12/06/25		12	3	5	.600	0	1	.000	0	0	.000	1	0	1	3.8	1	0	4	1	0	0	6	8.3
vs Texas Tech	12/13/25		18	1	5	.200	0	0	.000	4	4	1.000	2	1	3	3.7	4	0	4	0	0	2	6	8.1
QUEENS (NC)	12/16/25		25	6	10	.600	1	2	.500	2	3	.667	2	3	5	3.8	1	0	0	2	0	0	15	8.7
vs Houston	12/20/25		24	5	6	.833	2	2	1.000	0	1	.000	0	2	2	3.7	3	0	1	0	0	2	12	9.0
JAMES MADISON	12/29/25		21	4	6	.667	0	2	.000	0	0	.000	0	4	4	3.7	0	0	6	2	0	1	8	8.9
TENNESSEE	01/03/26		15	2	5	.400	0	1	.000	1	2	.500	0	0	0	3.4	4	0	0	0	0	0	5	8.6
at Ole Miss	01/07/26		24	5	5	1.000	1	1	1.000	2	2	1.000	3	3	6	3.6	2	0	1	0	0	0	13	8.9
Totals		**2**	**325**	**50**	**85**	**.588**	**8**	**24**	**.333**	**26**	**34**	**.765**	**22**	**32**	**54**	**3.6**	**32**	**1**	**24**	**17**	**7**	**9**	**134**	**8.9**

BILLY RICHMOND III CAREER STATISTICS

Year	GP	GS	Min	Avg	FG	FGA	Pct	3FG	3FGA	Pct	FT	FTA	Pct	Off	Def	Tot	Avg	PF	FO	Ast	TO	Blk	Stl	Pts	Avg
2024-25	36	0	631	17.5	81	155	.523	2	16	.125	41	56	.732	35	72	107	3.0	73	2	49	45	15	19	205	5.7
2025-26	15	2	325	21.7	50	85	.588	8	24	.333	26	34	.765	22	32	54	3.6	32	1	24	17	7	9	134	8.9
TOTAL	51	2	956	18.7	131	240	.546	10	40	.250	67	90	.744	57	104	161	3.2	105	3	73	62	22	28	339	6.6

30 ISAIAH SEALY

6-7, 175, W, Fr. || Springdale, Ark. || Springdale HS

@isaiah_sealy
@zaysealy

Major: Communications ... Born May 8, 2007, in Fayetteville ... Son of Oscar Sealy and Jordan Gipson ... Parents played basketball at John Brown University. Has a brother, Tre Irvin, and a sister, Jada Irvin.

A consensus four-star that ranked as high as #68 by ESPN and was the consensus top-rated prospect for the 2025 class ... As a senior, tabbed the Northwest Arkansas Democrat-Gazette's Boys Basketball Player of the Year ... Averaged 17.6 points, 5.1 rebounds and 5.2 assists ... Led Springdale a 6A runner-up finish and 29-4 record ... Also named to the 2025 Arkansas Democrat-Gazette All-Arkansas Preps first team and Arkansas Activities Association 6A All-State team ... As a junior, named to the Arkansas Democrat-Gazette All-Arkansas Preps second team.

2025-26 HIGHLIGHTS:

- **SOUTHERN:** Scored 12 points in his collegiate debut, going 6-of-6 at the free throw line ... With that, it marked first time since freshmen became eligible in 1972-73 that 3 rookie Razorbacks debuted with 10+ points each in the same game (Acuff 22, Thomas 21 and Sealy 12).
- **JSU:** 1 of 7 Hogs in double figures with 10 points, going 4-of-4 from the field and 2-of-2 at the line. .. Added four rebounds and two assists.
- **vs FRESNO ST:** Got extended minutes (10:08) and took advantage of it with 8 points (2-of-3 FG • 4-of-6 FT), 3 rebounds and two steals in 10:08 played

ISAIAH SEALY 2025-26 GAME STATS

Opponent	Date	GS	Min	FG	FGA	Pct	3FG	3A	Pct	FT	FTA	Pct	O	D	Tot	Avg	PF	FO	A	TO	Blk	Stl	Pts	Avg
SOUTHERN	11/03/25		17	3	6	.500	0	1	.000	6	6	1.000	1	2	3	3.0	2	0	2	0	0	1	12	12.0
at Michigan St.	11/08/25		1	0	0	.000	0	0	.000	0	0	.000	0	0	0	1.5	0	0	0	0	0	0	0	6.0
CENTRAL ARKANSAS	11/11/25		14	1	5	.200	0	2	.000	4	5	.800	1	5	6	3.0	4	0	2	0	0	1	6	6.0
SAMFORD	11/14/25		2	0	1	.000	0	1	.000	1	2	.500	0	0	0	2.3	0	0	0	0	0	1	1	4.8
WINTHROP	11/18/25		DNP																					
JACKSON ST.	11/21/25		15	4	4	1.000	0	0	.000	2	2	1.000	0	4	4	2.6	2	0	2	0	0	0	10	5.8
vs Duke	11/27/25		DNP																					
LOUISVILLE	12/03/25		DNP																					
vs Fresno St.	12/06/25		10	2	3	.667	0	1	.000	4	6	.667	1	2	3	2.7	1	0	0	0	0	2	8	6.2
vs Texas Tech	12/13/25		DNP																					
QUEENS (NC)	12/16/25		7	0	1	.000	0	0	.000	0	0	.000	0	1	1	2.4	2	0	0	1	1	0	0	5.3
vs Houston	12/20/25		DNP																					
JAMES MADISON	12/29/25		6	0	0	.000	0	0	.000	2	2	1.000	0	2	2	2.4	1	0	1	0	0	0	2	4.9
TENNESSEE	01/03/26		DNP																					
at Ole Miss	01/07/26		DNP																					
Totals		**0**	**72**	**10**	**20**	**.500**	**0**	**5**	**.000**	**19**	**23**	**.826**	**3**	**16**	**19**	**2.4**	**12**	**0**	**7**	**1**	**1**	**5**	**39**	**4.9**

SEALY'S PERSONAL BESTS

POINTS
Career: 12 vs Southern (11/03/25)
SEC:

FG MADE
Career: 4 vs Jackson State (11/21/25)
SEC:

FG ATTEMPTED
Career: 6 vs Southern (11/03/25)
SEC:

3-POINT FG MADE
Career: -
SEC:

3-PT FG ATTEMPTS
Career: 1 vs Southern (11/03/25)
SEC:

FT MADE
Career: 6 vs Southern (11/03/25)
SEC:

FT ATTEMPTED
Career: 6 (2x) LAST vs Fresno St (12/06/25)
SEC:

REBOUNDS
Career: 6 vs UCA (11/11/25)
SEC:

ASSISTS
Career: 2 (3x) LAST vs Jackson State (11/21/25)
SEC:

STEALS
Career: 2 vs Fresno St (12/06/25)
SEC:

BLOCKED SHOTS
Career: -
SEC:

MINUTES
Career: 17:19 vs Southern (11/03/25)
SEC:

ISAIAH SEALY CAREER STATISTICS

Year	GP	GS	Min	Avg	FG	FGA	Pct	3FG	3FGA	Pct	FT	FTA	Pct	Off	Def	Tot	Avg	PF	FO	Ast	TO	Blk	Stl	Pts	Avg
2025-26	8	0	72	9.0	10	20	.500	0	5	.000	19	23	.826	3	16	19	2.4	12	0	7	1	1	5	39	4.9

0 JADEN KARULETWA

6-4, 195, G, So. || Sun Valley, Calif. || Village Christian HS

Last name is pronounced Car-RUE-leh-Twah ... *Major: Communications ... Born on April 24, 2005, in Seattle, Wash. ... Son of Arthur and Amy Karuletwa ... His dad played basketball at Master's University in Ventura, Calif. ... Has a younger sister, Zuri*

2024-25: Played in four games and only shot attempt was a 2-pointer vs NC A&T.

2025-26: Had a rebound vs Southern (Nov '25) and an assists vs Jackson State (Nov. '25) ... Scored his first collegiate points with a 3-pointer in the right corner vs Queens

JADEN KARULETWA CAREER STATISTICS

Year	GP	GS	Min	Avg	FG	FGA	Pct	3FG	3FGA	Pct	FT	FTA	Pct	Off	Def	Tot	Avg	PF	FO	Ast	TO	Blk	Stl	Pts	Avg
2024-25	4	0	5	1.3	0	1	.000	0	0	.000	0	0	.000	0	0	0	0.0	1	0	0	0	0	0	0	0.0
2025-26	4	0	15	3.8	1	4	.250	1	4	.250	2	2	1.000	0	2	2	0.5	4	0	1	0	0	1	5	1.3
TOTAL	8	0	20	2.5	1	5	.200	1	4	.250	2	2	1.000	0	2	2	0.3	5	0	1	0	0	1	5	0.6

2 AMERE BROWN

@pgh_mere23

@pgh_mere23

5-9, 180, G, Fr. || Pittsburgh, Pa. || Woodland Hills HS

First Name is pronounced: Uh-meer .... *Been friends with Meleek Thomas since young kids*

Major: Communications ... Born May 22, 2006, in Pittsburgh, Pa. ... Son of Jerrid and Brown .... Has two sisters (Aubrey and Ayla) and two brothers (Ashton and Kyere)

• Scored his first career point with a free throw versus Jackson State ... Made a free throw vs James Madison

AMERE BROWN CAREER STATISTICS

Year	GP	GS	Min	Avg	FG	FGA	Pct	3FG	3FGA	Pct	FT	FTA	Pct	Off	Def	Tot	Avg	PF	FO	Ast	TO	Blk	Stl	Pts	Avg
2025-26	4	0	7	1.8	0	2	.000	0	1	.000	1	4	.250	0	0	0	0.0	0	0	0	0	0	0	1	0.3

14 AYDEN KELLEY

@AydenKelley18

5-10, 170, G, So. || Memphis, Tenn. || Northpoint (Miss.) Christian School

Major: Business ... Born on April 9, 2009, in Los Angeles, Calif.. ... Son of Antonio Burks and Ayena Harris ... Siblings, Adrielle Harris, Antonio Harris, Breanna Burks ... His father, Antonio, played three seasons at Memphis under John Calipari at Memphis from 2001-04 ... Stepfather Tony Harris, a former Tennessee Volunteers star point guard (1997-01).

2024-25: Grabbed a rebound vs UMES and **scored his first collegiate points versus NC A&T**.

2025-26: Went 1-of-2 at the FT line .. Made a step-back 3-pointer **(his first career triple)** versus James Madison

AYDEN KELLEY CAREER STATISTICS

Year	GP	GS	Min	Avg	FG	FGA	Pct	3FG	3FGA	Pct	FT	FTA	Pct	Off	Def	Tot	Avg	PF	FO	Ast	TO	Blk	Stl	Pts	Avg
2024-25	2	0	4	2.0	1	3	.333	0	1	.000	0	0	.000	1	0	1	0.5	0	0	0	0	0	0	2	1.0
2025-26	4	0	6	1.5	1	1	1.000	1	1	1.000	1	2	.500	0	0	0	0.0	0	0	0	0	0	0	4	1.0
TOTAL	6	0	10	1.7	2	4	.500	1	2	.500	1	2	.500	1	0	1	0.2	0	0	0	0	0	0	6	1.0

15 ELMIR DŽAFIĆ

@dzafeks

@dzafeks

7-0, 285, C, Fr. || Tuzla, Bosnia and Herzegovina

Pronunciations: Pronounced: EL-Meer- JAWF-ich from Twos-LAH ... *Major: Education ... Born: September 6, 2005, in Tuzla ... Son of Sanel and Fatima Dzafic ... Has a younger brother, Eren*

• Scored his first career points with a free throw versus Southern ... Was 1-of-2 at the line vs Jackson State and James Madison

ELMIR DZAFIC CAREER STATISTICS

Year	GP	GS	Min	Avg	FG	FGA	Pct	3FG	3FGA	Pct	FT	FTA	Pct	Off	Def	Tot	Avg	PF	FO	Ast	TO	Blk	Stl	Pts	Avg
2025-26	3	0	10	3.3	0	0	.000	0	0	.000	3	6	.500	1	0	1	0.3	2	0	0	3	0	1	3	1.0

35 KARIM RTAIL

@karimrtail35

6-7, 205, W, Fr. || Beirut, Lebanon

Pronounced: Kuh-Reem Ruh-TAIL ... *Major: Recreation & Sport Management ... Born February 23, 2004 in Beirut, Lebanon ... Son of Hussein and Fadwa Rtail ... Has two sisters, Nadine and Yasmina, and both play basketball ... Primary language is Arabic and can speak some Bosnian*

KARIM RTAIL CAREER STATISTICS

Year	GP	GS	Min	Avg	FG	FGA	Pct	3FG	3FGA	Pct	FT	FTA	Pct	Off	Def	Tot	Avg	PF	FO	Ast	TO	Blk	Stl	Pts	Avg
2025-26	--																								

99 PAULO SEMEDO

@paulo_b.99

7-1, 225, W, Fr. || Luanda, Angola || West Oaks (Orlando, Fla.) Academy

Pronounced: suh-MAY-dough ... *Full name is Marcos Paulo Semedo Bala ... Major: Business ... Born June 12, 2006, in Luanda, Angola ... Son of Augusto Bala and Catarina Semedo Bala ... Has two sisters, Carla Semedo and Vania Bala, and a brother, Alibo Bala ... Primary language is Portuguese, followed by Spanish then English and French*

• ESPN rated him as the #50 prospect in the nation for the 2025 class as well as the sixth-best center

KARIM RTAIL CAREER STATISTICS

Year	GP	GS	Min	Avg	FG	FGA	Pct	3FG	3FGA	Pct	FT	FTA	Pct	Off	Def	Tot	Avg	PF	FO	Ast	TO	Blk	Stl	Pts	Avg
2025-26	--																								

ARKANSAS RAZORBACKS

2025-26 SEASON RESULTS & LEADERS

RECORD:	OVERALL	HOME	AWAY	NEUTRAL
ALL GAMES	12-3	9-0	1-1	2-2
CONFERENCE	2-0	1-0	1-0	0-0
NON-CONFERENCE	10-3	8-0	0-1	2-2

DATE	TIME (CT)		RANK		OPPONENT	TV		RESULT	ATTEND	RECORD	(SEC)	HIGH POINTS	HIGH REBOUNDS
11/03/25	6:00 pm		14/15	-/-	SOUTHERN	SEC Network	W	109-77	19200	1-0	-	(25)Trevon Brazile	(11)Trevon Brazile
11/08/25	6:00 pm		14/15	22/21	at Michigan State	FOX		66-69 L	14797	1-1	-	(16)Meleek Thomas (16)Darius Acuff Jr.	(7)Nick Pringle
11/11/25	7:00 pm		21/21	-/-	CENTRAL ARKANSAS	SEC Network Plus	W	93-56	19200	2-1	-	(21)Darius Acuff jr.	(10)Karter Knox
11/14/20	7:)0 pm		21/21	-/-	SAMFORD	SEC Network Plus	W	79-75	19200	3-1	-	(20)Darius Acuff Jr.	(8)Meleek Thomas
11/18/25	7:00 pm		21/22	-/-	WINTHROP	SEC Network Plus	W	84-83	19200	4-1	-	(26)Meleek Thomas	(8)Trevon Brazile
11/21/25	7:00 pm		21/22	-/-	JACKSON STATE	SEC Network Plus	W	115-61	19200	5-1	-	(21)Malique Ewin	(10)Karter Knox
11/27/25	7:00 pm	@	22/21	4/4	vs Duke	CBS		71-80 L	10766	5-2	-	(21)Darius Acuff Jr.	(11)Trevon Brazile
12/03/25	6:00 pm	%	25/23	6/6	LOUISVILLE	ESPN	W	89-80	19200	6-2	-	(21)Trevon Brazile	(9)Malique Ewin
12/06/25	3:00 pm	&	25/23	-/-	vs FRESNO STATE	SEC Network Plus	W	82-58	11534	7-2	-	(18)Darius Acuff Jr.	(7)Nick Pringle
12/13/25	11:00 am	+	17/17	16/16	vs Texas Tech	ESPN2	W	93-86	8277	8-2	-	(24)Trevon Brazile	(10)Trevon Brazile
12/16/25	8:00 pm		17/17	-/-	QUEENS	SEC Network	W	108-80	19200	9-2	-	(26)Trevon Brazile	(7)Nick Pringle
12/20/25	4:30 pm	!	14/14	8/8	vs Houston	CBS		85-94 L	6246	9-3	-	(27)Darius Acuff Jr.	(9)Malique Ewin
12/29/25	7:00 pm		18/18	-/-	JAMES MADISON	SEC Network Plus	W	103-74	19200	10-3	-	(28)Meleek Thomas	(9)Malique Ewin
01/03/26	2:00 pm	*	18/18	19/20	TENNESSEE	ESPN2	W	86-75	19200	11-3	1-0	(29)Darius Acuff Jr.	(7)Karter Knox (7)Trevon Brazile
01/07/26	8:00 pm	*	15/15	-/-	at Ole Miss	SEC Network	W	94-87	8012	12-3	2-0	(26)Darius Acuff Jr.	(6)Billy Richmond III (6)Trevon Brazile (6)Karter Knox
01/10/26	5:00 pm	*	15/15	rv/-	at Auburn	ESPN							
01/14/26	8:00 pm	*			SOUTH CAROLINA	SEC Network							
01/17/26	3:00 pm	*			at Georgia	ESPN/2/U							
01/20/26	8:00 pm	*			VANDERBILT	ESPN/2/U							
01/24/26	7:30 pm	*			LSU	SEC Network							
01/27/26	6:00 pm	*			at Oklahoma	ESPN/2							
01/31/26	5:30 pm	*			KENTUCKY	ESPN							
02/07/26	11:00 am	*			at Mississippi State	ESPN/2							
02/10/26	8:00 pm	*			at LSU	SEC Network							
02/14/26	7:30 pm	*			AUBURN	ESPN/2							
02/18/26	6:00 pm	*			at Alabama	ESPN/2/U							
02/21/26	3/3:30 pm	*			MISSOURI	ESPN/2							
02/25/26	8:00 pm	*			TEXAS A&M	ESPN/2/U							
02/28/26	7:30 pm	*			at Florida	ESPN/2							
03/04/26	6:00 pm	*			TEXAS	ESPN/2/U							
03/07/25	11:00 am	*			at Missouri	ESPN/2/U							
03/11-15/26		^			SEC Tournament								
03/19-22/26					NCAA Championship 1st & 2nd Rds								
03/26-29/26					NCAA Championship Regionals								
04/4 & 6/26					NCAA Final Four & Championship								

Home Games in CAPS | * - Southeastern Conference game | @ - CBS Thanksgiving Classic (Chicago - United Center) | % - SEC/ACC Challenge | & - at North Little Rock (Simmons Bank Arena) | + Revocruit Rematch (Dallas - American Airlines Center | ! - Never Forget Classic (Newark - Prudential Center) | ^ - SEC Tournament (Nashville - Bridgestone Arena)

ATTENDANCE SUMMARY	GAMES	TOTALS	AVG/GAME
HOME	9	173200	19244
AWAY	2	22809	11404
NEUTRAL	4	36823	9206
TOTAL	15	232832	15522

ARKANSAS RAZORBACKS
2025-26 COMBINED REPORT

RECORD:	OVERALL	HOME	AWAY	NEUTRAL
ALL GAMES	12-3	9-0	1-1	2-2
CONFERENCE	2-0	1-0	1-0	0-0
NON-CONFERENCE	10-3	8-0	0-1	2-2

					• TOTAL •			• 3-PTS •						• REBOUNDS •											
##	Player	GP	GS	Min	Avg	FG	FGA	Pct	3FG	FGA	Pct	FT	FTA	Pct	Off	Def	Tot	Avg	PF	FO	A	TO	Blk	St	Pts	Avg
5	Darius Acuff jr.	15	15	491	32.7	104	212	.491	35	81	.432	56	72	.778	7	36	43	2.9	24	0	93	32	7	14	299	19.9
1	Meleek Thomas	15	2	400	26.7	75	191	.393	37	100	.370	42	50	.840	15	36	51	3.4	26	0	41	16	1	22	229	15.3
7	Trevon Brazile	14	13	391	27.9	63	117	.538	20	47	.426	43	56	.768	20	77	97	6.9	24	0	14	17	19	20	189	13.5
11	Karter Knox	14	13	342	24.4	44	98	.449	20	46	.435	21	26	.808	20	54	74	5.3	30	0	20	19	8	13	129	9.2
24	Billy Richmond III	15	2	325	21.7	50	85	.588	8	24	.333	26	34	.765	22	32	54	3.6	32	1	24	17	7	9	134	8.9
12	Malique Ewin	15	1	254	16.9	44	69	.638	1	1	1.000	41	58	.707	35	33	68	4.5	29	0	9	17	15	10	130	8.7
21	D.J. Wagner	15	15	381	25.4	39	98	.398	19	52	.365	23	30	.767	0	20	20	1.3	22	0	43	12	7	16	120	8.0
23	Nick Pringle	15	14	306	20.4	26	38	.684	0	0	.000	23	36	.639	27	46	73	4.9	36	2	10	12	7	7	75	5.0
30	Isaiah Sealy	8	0	72	9.0	10	20	.500	0	5	.000	19	23	.826	3	16	19	2.4	12	0	7	1	1	5	39	4.9
0	Jaden Karuletwa	4	0	15	3.8	1	4	.250	1	4	.250	2	2	1.000	0	2	2	0.5	4	0	1	0	0	1	5	1.3
14	Ayden Kelley	4	0	6	1.5	1	1	1.000	1	1	1.000	1	2	.500	0	0	0	0.0	0	0	0	0	0	0	4	1.0
15	Elmir Dzafic	3	0	10	3.3	0	0	.000	0	0	.000	3	6	.500	1	0	1	0.3	2	0	0	3	0	1	3	1.0
2	Amere Brown	4	0	7	1.8	0	2	.000	0	1	.000	1	4	.250	0	0	0	0.0	0	0	0	0	0	0	1	0.3
	TEAM.....														24	41	65	4.3	0			3			0	
	Arkansas.....	15				457	935	.489	142	362	.392	301	399	.754	174	393	567	37.8	241	3	262	149	72	118	1357	90.5
	Opponents.....	15				414	965	.429	126	408	.309	181	268	.675	177	338	515	34.3	294	4	220	181	35	77	1135	75.7

Team Statistics	ARK	OPP
SCORING	**1357**	**1135**
Points per game	90.5	75.7
Scoring margin	+14.8	-
FIELD GOALS-ATT	**457-935**	**414-965**
Field goal pct	.489	.429
3 POINT FG-ATT	**142-362**	**126-408**
3-point FG pct	.392	.309
3-pt FG made per game	9.5	8.4
FREE THROWS-ATT	**301-399**	**181-268**
Free throw pct	.754	.675
F-Throws made per game	20.1	12.1
REBOUNDS	**567**	**515**
Rebounds per game	37.8	34.3
Rebounding margin	+3.5	-
ASSISTS	**262**	**220**
Assists per game	17.5	14.7
TURNOVERS	**149**	**181**
Turnovers per game	9.9	12.1
Turnover margin	+2.1	-
Assist/turnover ratio	1.8	1.2
STEALS	**118**	**77**
Steals per game	7.9	5.1
BLOCKS	**72**	**35**
Blocks per game	4.8	2.3
ATTENDANCE	**173200**	**59632**
Home games-Avg/Game	9-19244	2-11404

SCORE BY PERIODS:	1st	2nd	Total
Arkansas	661	696	1357
Opponents	521	614	1135

	Date	Ark. Rank	Opp Rank	Opponent	Result	Score	Attend
	11/03/25	14/15	-/-	SOUTHERN	W	109-77	19200
	11/08/25	14/15	22/21	at Michigan State	L	66-69	14797
	11/11/25	21/21	-/-	CENTRAL ARKANSAS	W	93-56	19200
	11/14/25	21/21	-/-	SAMFORD	W	79-75	19200
	11/18/25	21/22	-/-	WINTHROP	W	84-83	19200
	11/21/25	21/21	-/-	JACKSON STATE	W	115-61	19200
@	11/27/25	22/21	4/4	vs Duke	L	71-80	10766
%	12/03/25	25/23	6/6	LOUISVILLE	W	89-80	19200
&	12/06/25	25/23	-/-	vs FRESNO STATE	W	82-58	11534
+	12/13/25	17/17	16/16	vs Texas Tech	W	93-86	8277
	12/16/25	14/14	-/-	QUEENS	W	108-80	19200
!	12/20/25	14/14	8/8	vs Houston	L	85-94	6246
	12/29/25	18/18	-/-	JAMES MADISON	W	103-74	19200
*	01/03/26	18/18	19/20	TENNESSEE	W	86-75	19200
*	01/07/26	15/15	-/-	at Ole Miss	W	94-87	8012
*	01/10/26	15/15	rv/-	at Auburn			
*	01/14/26			SOUTH CAROLINA			
*	01/17/26			at Georgia			
*	01/20/26			VANDERBILT			
*	01/24/26			LSU			
*	01/27/26			at Oklahoma			
*	01/31/26			KENTUCKY			
*	02/07/26			at Mississippi State			
*	02/10/26			at LSU			
*	02/14/26			AUBURN			
*	02/18/26			at Alabama			
*	02/21/26			MISSOURI			
*	02/25/26			TEXAS A&M			
*	02/28/26			at Florida			
*	03/04/26			TEXAS			
*	03/07/26			at Missouri			
^	03/11-125/26 SEC Tournament						

* = SEC game || Home Games in CAPS || @ - CBS Thanksgiving Classic (Chicago - United Center) || % - SEC/ACC Challenge || & - at North Little Rock (Simmons Bank Arena) || + Revocruit Rematch (Dallas - American Airlines Center) || ! - Never Forget Classic (Newark - Prudential Center) || ^ - SEC Tournament (Nashville - Bridgestone Arena)

ARKANSAS RAZORBACKS

2025-26 SEASON STATISTICS • ALL GAMES

RECORD:	OVERALL	HOME	AWAY	NEUTRAL
ALL GAMES	12-3	9-0	1-1	2-2
CONFERENCE	2-0	1-0	1-0	0-0
NON-CONFERENCE	10-3	8-0	0-1	2-2

					• TOTAL •			• 3-PTS •						• REBOUNDS •											
##	Player	GP	GS	Min	Avg	FG	FGA	Pct	3FG	FGA	Pct	FT	FTA	Pct	Off	Def	Tot	Avg	PF	FO	A	TO	Blk	St	Pts	Avg
5	Darius Acuff jr.	15	15	491	32.7	104	212	.491	35	81	.432	56	72	.778	7	36	43	2.9	24	0	93	32	7	14	299	19.9
1	Meleek Thomas	15	2	400	26.7	75	191	.393	37	100	.370	42	50	.840	15	36	51	3.4	26	0	41	16	1	22	229	15.3
7	Trevon Brazile	14	13	391	27.9	63	117	.538	20	47	.426	43	56	.768	20	77	97	6.9	24	0	14	17	19	20	189	13.5
11	Karter Knox	14	13	342	24.4	44	98	.449	20	46	.435	21	26	.808	20	54	74	5.3	30	0	20	19	8	13	129	9.2
24	Billy Richmond III	15	2	325	21.7	50	85	.588	8	24	.333	26	34	.765	22	32	54	3.6	32	1	24	17	7	9	134	8.9
12	Malique Ewin	15	1	254	16.9	44	69	.638	1	1	1.000	41	58	.707	35	33	68	4.5	29	0	9	17	15	10	130	8.7
21	D.J. Wagner	15	15	381	25.4	39	98	.398	19	52	.365	23	30	.767	0	20	20	1.3	22	0	43	12	7	16	120	8.0
23	Nick Pringle	15	14	306	20.4	26	38	.684	0	0	.000	23	36	.639	27	46	73	4.9	36	2	10	12	7	7	75	5.0
30	Isaiah Sealy	8	0	72	9.0	10	20	.500	0	5	.000	19	23	.826	3	16	19	2.4	12	0	7	1	1	5	39	4.9
0	Jaden Karuletwa	4	0	15	3.8	1	4	.250	1	4	.250	2	2	1.000	0	2	2	0.5	4	0	1	0	0	1	5	1.3
14	Ayden Kelley	4	0	6	1.5	1	1	1.000	1	1	1.000	1	2	.500	0	0	0	0.0	0	0	0	0	0	0	4	1.0
15	Elmir Dzafic	3	0	10	3.3	0	0	.000	0	0	.000	3	6	.500	1	0	1	0.3	2	0	0	3	0	1	3	1.0
2	Amere Brown	4	0	7	1.8	0	2	.000	0	1	.000	1	4	.250	0	0	0	0.0	0	0	0	0	0	0	1	0.3
	TEAM.....														24	41	65	4.3	0			3			0	
	Arkansas.....	15				457	935	.489	142	362	.392	301	399	.754	174	393	567	37.8	241	3	262	149	72	118	1357	90.5
	Opponents.....	15				414	965	.429	126	408	.309	181	268	.675	177	338	515	34.3	294	4	220	181	35	77	1135	75.7

SCORE BY PERIODS:	1st	2nd	Total
Arkansas	661	696	1357
Opponents	521	614	1135

DEADBALL REBOUNDS:	OFF	DEF	TOTAL
Arkansas	61	13	74
Opponents	55	3	58

ARKANSAS RAZORBACKS

2025-26 STATISTICS • SEC GAMES ONLY

RECORD:	OVERALL	HOME	AWAY
SEC	2-0	1-0	1-0

					• TOTAL •			• 3-PTS •						• REBOUNDS •											
##	Player	GP	GS	Min	Avg	FG	FGA	Pct	3FG	FGA	Pct	FT	FTA	Pct	Off	Def	Tot	Avg	PF	FO	A	TO	Blk	St	Pts	Avg
5	Darius Acuff Jr.	2	2	69	34.5	16	34	.471	4	11	.364	19	21	.905	0	3	3	1.5	2	0	13	7	2	3	55	27.5
1	Meleek Thomas	2	0	55	27.5	11	25	.440	5	10	.500	4	5	.800	0	4	4	2.0	3	0	3	3	0	5	31	15.5
7	Trevon Brazile	2	2	69	34.5	8	16	.500	4	10	.400	5	9	.556	3	10	13	6.5	4	0	1	2	1	3	25	12.5
11	Karter Knox	2	2	57	28.5	7	16	.438	3	10	.300	4	5	.800	6	7	13	6.5	5	0	2	3	2	2	21	10.5
24	Billy Richmond III	2	0	39	19.5	7	10	.700	1	2	.500	3	4	.750	3	3	6	3.0	6	0	1	0	0	0	18	9.0
12	Malique Ewin	2	0	42	21.0	4	7	.571	0	0	.000	9	12	.750	4	4	8	4.0	4	0	0	5	4	1	17	8.5
23	Nick Pringle	2	2	34	17.0	2	3	.667	0	0	.000	4	4	1.000	3	3	6	3.0	7	0	0	3	1	1	8	4.0
21	D.J. Wagner	2	2	35	17.5	1	8	.125	0	4	.000	3	3	1.000	0	4	4	2.0	1	0	6	2	2	0	5	2.5
	TEAM.....														7	9	16	8.0	0			0			0	
	The Hogs.....	2				56	119	.471	17	47	.362	51	63	.810	26	47	73	36.5	32	0	26	25	12	15	180	90.0
	Opponents.....	2				60	120	.500	13	39	.333	29	44	.659	19	41	60	30.0	44	0	32	24	7	19	162	81.0

SCORE BY PERIODS:	1st	2nd	Total
Arkansas	79	101	180
Opponents	68	94	162

DEADBALL REBOUNDS:	OFF	DEF	TOTAL
Arkansas	8	0	8
Opponents	9	0	9

2025-26 RAZORBACK GAME-BY-GAME STATISTICS

				• TOTAL •			• 3-PTRS •						• REBOUNDS •									
Opponent	Date	Score	W/L	FG	FGA	Pct	3FG	FGA	Pct	FT	FTA	Pct	Off	Def	Tot	Avg	PF	A	TO	Blk	Stl	Pts	Avg
SOUTHERN	11/03/25	109-77	W	37	73	.507	10	28	.357	25	29	.862	14	31	45	45.0	18	23	9	4	10	109	109.0
at Michigan St.	11/08/25	66-69	L	22	56	.393	7	28	.250	15	23	.652	13	20	33	39.0	21	16	14	6	11	66	87.5
CENTRAL ARKANSAS	11/11/25	93-56	W	31	63	.492	13	34	.382	18	22	.818	8	41	49	42.3	17	17	8	2	5	93	89.3
SAMFORD	11/14/25	79-75	W	28	62	.452	6	17	.353	17	22	.773	9	29	38	41.2	14	13	9	4	5	79	86.8
WINTHROP	11/18/25	84-83	W	29	58	.500	6	17	.353	20	22	.909	7	26	33	39.6	13	13	9	8	5	84	86.2
JACKSON ST.	11/21/25	115-61	W	39	61	.639	9	18	.500	28	36	.778	9	29	38	39.3	15	24	6	7	14	115	91.0
vs Duke	11/27/25	71-80	L	26	64	.406	10	30	.333	9	11	.818	10	19	29	37.9	18	17	12	3	8	71	88.1
LOUISVILLE	12/03/25	89-80	W	28	67	.418	6	18	.333	27	35	.771	18	28	46	38.9	15	14	10	3	5	89	88.2
vs Fresno St.	12/06/25	82-58	W	30	66	.455	11	30	.367	11	17	.647	10	29	39	38.9	15	18	8	5	11	82	87.6
vs Texas Tech	12/13/25	93-86	W	33	63	.524	10	19	.526	17	26	.654	16	24	40	39.0	15	18	7	6	6	93	88.1
QUEENS (NC)	12/16/25	108-80	W	36	64	.563	14	28	.500	22	27	.815	10	23	33	38.5	15	26	14	2	13	108	89.9
vs Houston	12/20/25	85-94	L	28	57	.491	8	20	.400	21	35	.600	12	22	34	38.1	18	13	12	4	3	85	89.5
JAMES MADISON	12/29/25	103-74	W	34	62	.548	15	28	.536	20	31	.645	12	25	37	38.0	15	24	6	6	7	103	90.5
TENNESSEE	01/03/26	86-75	W	25	59	.424	7	23	.304	29	33	.879	12	24	36	37.9	16	7	14	10	8	86	90.2
at Ole Miss	01/07/26	94-87	W	31	60	.517	10	24	.417	22	30	.733	14	23	37	37.8	16	19	11	2	7	94	90.5
Arkansas		1357		457	935	.489	142	362	.392	301	399	.754	174	393	567	37.8	241	262	149	72	118	1357	90.5
Opponents		1135		414	965	.429	126	408	.309	181	268	.675	177	338	515	34.3	294	220	181	35	77	1135	75.7

Games played: 15
Points/game: 90.5
FG Pct: 48.9
3FG Pct: 39.2
FT Pct: 75.4

Rebounds/game: 37.8
Assists/game: 17.5
Turnovers/game: 9.9
Assist/turnover ratio: 1.8
Steals/game: 7.9
Blocks/game: 4.8

2025-26 OPPONENT GAME-BY-GAME STATISTICS

				• TOTAL •			• 3-PTRS •						• REBOUNDS •										
Opponent	Date	Score	W/L	FG	FGA	Pct	3FG	FGA	Pct	FT	FTA	Pct	Off	Def	Tot	Avg	PF	A	TO	Blk	Stl	Pts	Avg
SOUTHERN	11/03/25	109-77	W	27	69	.391	12	27	.444	11	24	.458	12	25	37	37.0	20	10	12	3	3	77	77.0
at Michigan St.	11/08/25	66-69	L	25	61	.410	1	14	.071	18	26	.692	19	26	45	41.0	15	18	14	4	7	69	73.0
CENTRAL ARKANSAS	11/11/25	93-56	W	19	67	.284	4	41	.098	14	21	.667	10	25	35	39.0	19	11	8	2	5	56	67.3
SAMFORD	11/14/25	79-75	W	28	68	.412	10	29	.345	9	10	.900	9	28	37	38.5	18	17	8	0	5	75	69.2
WINTHROP	11/18/25	84-83	W	32	67	.478	15	31	.484	4	6	.667	8	22	30	36.8	20	18	10	2	3	83	72.0
JACKSON ST.	11/21/25	115-61	W	22	64	.344	9	27	.333	8	11	.727	12	15	27	35.2	25	15	20	2	2	61	70.2
vs Duke	11/27/25	71-80	L	29	59	.492	8	23	.348	14	21	.667	12	25	37	35.4	13	16	12	1	6	80	71.6
LOUISVILLE	12/03/25	89-80	W	29	70	.414	8	37	.216	14	18	.778	12	24	36	35.5	25	13	9	3	2	80	72.6
vs Fresno St.	12/06/25	82-58	W	22	63	.349	4	26	.154	10	13	.769	12	29	41	36.1	14	11	17	1	4	58	71.0
vs Texas Tech	12/13/25	93-86	W	35	69	.507	13	31	.419	3	10	.300	14	19	33	35.8	17	21	7	4	4	86	72.5
QUEENS (NC)	12/16/25	108-80	W	30	68	.441	6	25	.240	14	20	.700	16	18	34	35.6	20	12	17	1	6	80	73.2
vs Houston	12/20/25	85-94	L	32	62	.516	11	25	.440	19	25	.760	10	23	33	35.4	24	13	9	2	7	94	74.9
JAMES MADISON	12/29/25	103-74	W	24	58	.414	12	32	.375	14	19	.737	12	18	30	35.0	20	13	14	3	4	74	74.8
TENNESSEE	01/03/26	86-75	W	29	59	.492	5	13	.385	12	23	.522	11	22	33	34.9	22	13	14	2	11	75	74.9
at Ole Miss	01/07/26	94-87	W	31	61	.508	8	26	.308	17	21	.810	8	19	27	34.3	22	19	10	5	8	87	75.7
Opponents		1135		414	965	.429	126	408	.309	181	268	.675	177	338	515	34.3	294	220	181	35	77	1135	75.7
Arkansas		1357		457	935	.489	142	362	.392	301	399	.754	174	393	567	37.8	241	262	149	72	118	1357	90.5

Games played: 15
Points/game: 75.7
FG Pct: 42.9
3FG Pct: 30.9
FT Pct: 67.5

Rebounds/game: 34.3
Assists/game: 14.7
Turnovers/game: 12.1
Assist/turnover ratio: 1.2
Steals/game: 5.1
Blocks/game: 2.3

ARKANSAS RAZORBACKS

2025-26 GAME-BY-GAME POINTS-ASSISTS-REBOUNDS

				0	1	2	5	7	11	12	14	15	21	23	24	30	35	99
Opponent	Date	Score	WL	Karuletwa	Thomas	Brown	Acuff	Brazile	Knox	Ewin	Kelley	Džafić	Wagner	Pringle	Richmond	Sealy	Rtail	Semedo
SOUTHERN	11/03/25	109-77	W	0-1-1	21-6-7	0-0-0	22-2-4	25-11-1	DNP-Inj	6-4-0	0-0-0	1-0-0	8-4-7	8-8-0	6-3-1	12-3-2	DNP-Inj	DNP
at Mich St	11/08/25	66-69	L	DNP	16-6-2	DNP	16-2-6	3-2-0	0-4-4	4-2-0	DNP	DNP	13-2-3	6-7-1	8-6-0	0-0-0	DNP-Inj	DNP
UCA	11/11/25	93-56	W	DNP	17-6-6	DNP	21-6-4	DNP	19-10-1	10-5-0	DNP	DNP	7-3-4	9-8-0	4-4-0	6-6-2	DNP-Inj	DNP
SAMFORD	11/14/25	79-75	W	DNP	17-8-4	DNP	20-3-5	15-7-0	4-6-2	2-0-0	DNP	DNP	10-3-2	0-1-0	10-5-0	1-0-0	DNP-Inj	DNP
WINTHROP	11/18/25	84-83	W	DNP	26-3-3	DNP	12-2-5	14-8-2	9-3-1	2-3-0	DNP	DNP	2-1-1	13-7-0	6-1-1	DNP	DNP-Inj	DNP
JACKSON ST	11/21/25	115-61	W	0-0-0	13-2-3	1-0-0	10-0-2	8-7-1	17-10-1	21-3-3	0-0-0	1-0-0	16-0-7	4-5-3	14-5-2	10-4-2	DNP-Inj	DNP
vs Duke	11/27/25	71-80	L	DNP	13-1-2	DNP	21-2-5	11-11-2	2-2-0	7-3-1	DNP	DNP	3-1-3	3-1-2	11-5-2	DNP	DNP-Inj	DNP
LOUISVILLE	12/03/25	89-80	W	DNP	17-5-1	DNP	17-5-10	21-5-0	5-5-0	12-9-1	DNP	DNP	5-1-0	2-4-0	10-4-2	DNP	DNP-Inj	DNP
vs Fresno St	12/06/25	82-58	W	DNP	12-1-1	DNP	18-5-8	4-6-1	11-4-3	9-5-0	DNP	DNP	12-0-0	2-7-1	6-1-4	8-3-0	DNP-Inj	DNP
vs Texas Tech	12/13/25	93-86	W	DNP	8-2-2	DNP	20-4-8	24-10-0	20-6-1	9-6-1	DNP	DNP	4-0-1	2-4-1	6-3-4	DNP	DNP-Inj	DNP
QUEENS	12/16/25	108-80	W	5-1-0	3-4-6	0-0-0	23-3-10	26-4-3	11-5-3	0-2-1	1-0-0	DNP	10-0-3	14-7-0	15-5-0	0-1-0	DNP-Inj	DNP
vs Houston	12/20/25	85-94	L	DNP	7-1-1	DNP	27-5-7	5-6-0	3-2-1	20-9-1	DNP	DNP	11-1-2	0-2-0	12-2-1	DNP	DNP-Inj	DNP
JMU	12/29/25	103-74	W	0-0-0	28-2-0	0-0-0	17-1-6	8-7-3	7-4-1	11-9-1	3-0-0	1-1-0	14-0-4	4-6-2	8-4-6	2-2-1	DNP-Inj	DNP
TENNESSEE	01/03/26	86-75	W	DNP	18-3-1	DNP	29-3-4	7-7-0	11-7-0	12-6-0	DNP	DNP	2-2-2	2-1-0	5-0-0	DNP	DNP-Inj	DNP
at Ole Miss	01/07/26	94-87	W	DNP	13-1-2	DNP	26-0-9	18-6-1	10-6-2	5-2-0	DNP	DNP	3-2-4	6-5-0	13-6-1	DNP	DNP-Inj	DNP

ARKANSAS RAZORBACKS

2025-26 STARTING LINEUPS

Date	Opponent	1	2	3	4	5	1st SUB(S)	Outcome
Nov. 3	SOUTHERN	Acuff	Wagner	Richmond	Brazile	Pringle	Thomas	W, 109-77
Nov. 8	at Mich St	Acuff	Wagner	Richmond	Brazile	Pringle	Thomas/Knox/Ewin	L, 66-69
Nov. 11	UCA	Acuff	Wagner	Thomas	Knox	Pringle	Ewin/Richmond	W, 93-56
Nov. 14	SAMFORD	Acuff	Wagner	Thomas	Knox	Pringle	Ewin/Richmond/Brazile	W, 93-56
Nov. 18	WINTHROP	Acuff	Wagner	Knox	Brazile	Ewin	Pringle/Thomas/Richmond	W, 84-83
Nov. 21	JACKSON ST	Acuff	Wagner	Knox	Brazile	Pringle	Richmond/Thomas	W, 115-61
Nov. 27	vs Duke	Acuff	Wagner	Knox	Brazile	Pringle	Ewin/Thomas/Richmond	L, 71-80
Dec. 3	LOUISVILLE	Acuff	Wagner	Knox	Brazile	Pringle	Richmond/Thomas/Ewin	W, 89-80
Dec. 6	vs Fresno St	Acuff	Wagner	Knox	Brazile	Pringle	Ewin	W, 82-58
Dec. 13	vs Texas Tech	Acuff	Wagner	Knox	Brazile	Pringle	Thomas	W, 93-86
Dec. 16	vs QUEENS	Acuff	Wagner	Knox	Brazile	Pringle	Ewin	W, 108-80
Dec. 20	vs Houston	Acuff	Wagner	Knox	Brazile	Pringle	Ewin	L, 94-85
Dec. 29	vs JMU	Acuff	Wagner	Knox	Brazile	Pringle	Ewin	W, 103-74
Jan. 1	vs TENNESSEE	Acuff	Wagner	Knox	Brazile	Pringle	Ewin/Thomas/Richmond	W, 86-75
Jan. 7	at Ole MIss	Acuff	Wagner	Knox	Brazile	Pringle	Ewin/Thomas/Richmond	W, 94-87

RECORD BY LINEUPS (4):

Acuff	Wagner	Richmond	Brazile	Pringle	1-1
Acuff	Wagner	Thomas	Knox	Pringle	2-0
Acuff	Wagner	Knox	Brazile	Ewin	1-0
Acuff	Wagner	Knox	Brazile	Pringle	8-2

RECORD BY STARTER

Acuff	12-3
Wagner	12-3
Knox	11-2
Brazile	10-3
Pringle	10-3
Thomas	2-0
Richmond	1-1
Ewin	1-0

RECORD BY 1ST SUB
(including ties)

Ewin	8-3
Thomas	7-2
Richmond	7-1
Knox	0-1
Brazile	1-0
Pringle	1-0

2025-26 ARKANSAS RAZORBACKS GAME HIGHS AND LEADERS

Opponent	DATE	SCORE	RESULT	POINTS	REBOUNDS	ASSISTS	STEALS	BLOCKED SHOTS
SOUTHERN	11/03/25	109-77	W	25-Trevon Brazile	11-Trevon Brazile	7-Meleek Thomas D.J. Wagner	3-Meleek Thomas	1-Darius Acuff Jr. Billy Richmond III D.J. Wagner Trevon Brazile
at Michigan St.	11/08/25	66-69	L	16-Darius Acuff Jr. Meleek Thomas	7-Nick Pringle	6-Darius Acuff Jr.	3-D.J. Wagner	3-Nick Pringle
CENTRAL ARKANSAS	11/11/25	93-56	W	21-Darius Acuff Jr.	10-Karter Knox	6-Meleek Thomas	1-Karter Knox D.J. Wagner Malique Ewin Meleek Thomas Isaiah Sealy	1-Darius Acuff jr. Karter Knox
SAMFORD	11/14/25	79-75	W	20-Darius Acuff Jr.	8-Meleek Thomas	5-Darius Acuff Jr.	2-Meleek Thomas	1-Meleek Thomas Billy Richmond III Trevon Brazile Malique Ewin
WINTHROP	11/18/25	84-83	W	26-Meleek Thomas	8-Trevon Brazile	5-Darius Acuff Jr.	2-Meleek Thomas	4-Trevon Brazile
JACKSON ST.	11/21/25	115-61	W	21-Malique Ewin	10-Karter Knox	7-D.J. Wagner	3-D.J. Wagner	2-Trevon Brazile D.J. Wagner
vs Duke	11/27/25	71-80	L	21-Darius Acuff Jr.	11-Trevon Brazile	5-Darius Acuff Jr.	2-Meleek Thomas Trevon Brazile	2-Billy Richmond III
LOUISVILLE	12/03/25	89-80	W	21-Trevon Brazile	9-Malique Ewin	10-Darius Acuff Jr.	2-Trevon Brazile	1-Trevon Brazile Karter Knox Billy Richmond III
vs Fresno St.	12/06/25	82-58	W	18-Darius Acuff Jr.	7-Nick Pringle	8-Darius Acuff Jr.	4-Trevon Brazile	2-Malique Ewin
vs Texas Tech	12/13/25	93-86	W	24-Trevon Brazile	10-Trevon Brazile	8-Darius Acuff Jr.	2-Karter Knox Billy Richmond III	2-Karter Knox Trevon Brazile
QUEENS (NC)	12/16/25	108-80	W	26-Trevon Brazile	7-Nick Pringle	10-Darius Acuff Jr.	3-Darius Acuff Jr. Trevon Brazile	1-Karter Knox Isaiah Sealy
vs Houston	12/20/25	85-94	L	27-Darius Acuff Jr.	9-Malique Ewin	7-Darius Acuff Jr.	2-Billy Richmond III	2-Malique Ewin
JAMES MADISON	12/29/25	103-74	W	28-Meleek Thomas	9-Malique Ewin	6-Darius Acuff Jr. Billy Richmond III	3-Malique Ewin	3-Trevon Brazile
TENNESSEE	01/03/26	86-75	W	29-Darius Acuff Jr.	7-Trevon Brazile Karter Knox	4-Darius Acuff Jr.	3-Meleek Thomas	4-Malique Ewin
at Ole Miss	01/07/26	94-87	W	26-Darius Acuff Jr.	6-Karter Knox Trevon Brazile Billy Richmond III	9-Darius Acuff Jr.	2-Meleek Thomas Darius Acuff Jr.	1-Karter Knox Darius Acuff Jr.

LED TEAM IN POINTS (including ties)	
Acuff	8
Brazile	4
Thomas	3
Ewin	1

LED TEAM IN REBS (including ties)	
Brazile	5
Ewin	3
Pringle	3
Knox	3
Thomas	1
Richmond	1

LED TEAM IN ASSISTS (including ties)	
Acuff	11
Thomas	2
Wagner	2
Richmond	1

LED TEAM IN STEALS (including ties)	
Thomas	7
Brazile	4
Wagner	3
Ewin	2
Knox	2
Richmond	2
Acuff	2
Sealy	1

LED TEAM IN BLKS (including ties)	
Brazile	7
Knox	5
Richmond	4
Ewin	3
Wagner	2
Acuff	2
Pringle	1
Acuff	1
Thomas	1
Sealy	1

ARKANSAS RAZORBACKS

2025-26 SPECIALTY STATS (ARKANSAS/OPPONENT)

Opponent	Pts Off TO	Pts In Paint	2nd Chance	Fast Break	Bench	Lead Chng	Ties	Ark Largest Lead			Best Ark Run	Opp Largest Lead			Best Opp Run	Ark Led	Opp Led	Gm Tied
SOUTHERN	16 / 7	48 / 28	16 / 17	32 / 12	40 / 35	1	0	37	4:25	2nd	12-0	2	19:18	1st	8-0	38:35	0:43	0:42
at Michigan State	17 / 10	28 / 46	12 / 18	18 / 14	20 / 26	12	5	5	0:34	1st	8-0	8	7:06	2nd	8-0	10:08	25:40	3:12
UCA	9 / 11	30 / 26	10 / 16	30 / 13	20 / 17	0	0	38	1:04	2nd	13-0	-	-	-	6-0	39:21	-	0:39
SAMFORD	5 / 9	40 / 32	7 / 10	22 / 9	28 / 17	2	1	15	7:08	2nd	12-0	1	17:55	1st	6-0	38:47	0:17	0:56
WINTHROP	10 / 9	40 / 34	14 / 18	16 / 9	45 / 20	9	11	8	4:30	1st	11-0	7	12:46	2nd	7-0	20:10	14:41	5:09
JACKSON ST	38 / 2	56 / 20	12 / 19	34 / 4	60 / 43	1	2	64	4:43	2nd	24-0	3	17:31	1st	5-0	35:53	1:13	2:54
vs Duke	15 / 12	28 / 42	10 / 25	14 / 5	31 / 6	4	7	7	10:09	2nd	9-0	13	1:54	1st	10-0	18:10	16:51	4:59
LOUISVILLE	14 / 7	34 / 42	27 / 9	8 / 8	39 / 11	0	0	20	17:30	2nd	10-0	-	-	-	8-0	39:33	-	0:27
vs Fresno St.	16 / 8	30 / 32	10 / 10	26 / 11	35 / 24	0	0	32	10:35	2nd	10-0	-	-	-	8-0	38:02	-	1:58
vs Texas Tech	10 / 5	44 / 42	20 / 18	18 / 4	23 / 8	7	1	10	0:14	2nd	7-0	10	5:55	1st	7-0	6:36	32:04	1:20
QUEENS	25 / 17	42 / 42	19 / 16	32 / 14	24 / 29	1	0	36	8:15	2nd	13-0	5	18:59	1st	6-0	36:08	3:23	0:29
vs Houston	9 / 19	36 / 28	16 / 15	7 / 7	39 / 21	3	2	2	19:37	1st	9--0	21	9:34	1st	15-0	1:14	37:14	1:32
JAMES MADISON	21 / 8	32 / 24	17 / 13	31 / 5	53 / 25	2	3	33	3:42	2nd	16-0	6	2:04	1st	6-0	35:27	1:14	3:19
TENNESSEE	17 / 13	32 / 44	13 / 14	18 / 24	35 / 33	11	10	14	1:13	2nd	11-0	7	17:35	1st	7-0	20:25	12:59	6:11
at Ole Miss	17 / 12	34 / 28	14 / 6	8 / 9	31 / 28	2	2	16	7:35	2nd	11-0	2	15:36	1st	7-0	37:38	0:21	2:01

BLACK BOX INDICATES LARGEST UA LEAD **IN A LOSS**

RED BOX INDICATES LARGEST UA DEFICIT **IN A WIN**

ARKANSAS RAZORBACKS

2025-26 SCORES BY HALF

Date	Opponent	1st HALF ARK	1st HALF OPP	1st HALF ARK DIFF	2ND HALF ARK	2ND HALF OPP	2ND HALF ARK DIFF	FINAL
Nov. 3	SOUTHERN	57	32	+25	52	45	+7	W, 109-77
Nov. 8	at Michigan St	39	36	+3	27	33	-6	L, 66-69
Nov. 11	UCA	43	34	+9	50	22	+28	W, 93-56
Nov. 14	SAMFORD	45	35	+10	34	40	-6	W, 79-75
Nov. 18	WINTHROP	43	41	+2	42	41	-1	W, 84-83
Nov. 21	JACKSON ST	47	19	+26	68	42	+26	W, 115-61
Nov. 27	vs Duke	35	41	-6	36	39	-3	L, 71-80
Dec. 3	LOUISVILLE	47	29	+18	42	51	-9	W, 89-80
Dec. 6	vs Fresno St	34	25	+10	48	34	+14	W, 82-58
Dec. 13	vs Texas Tech	43	49	-6	50	37	+13	W, 93-86
Dec. 16	QUEENS	60	36	+24	48	44	+4	W, 108-80
Dec. 20	vs Houston	41	49	-8	44	45	-1	L, 94-85
Dec. 29	JAMES MADISON	48	28	+20	55	46	+9	W, 103-74
Jan. 3	TENNESSEE	37	38	+1	19	39	+10	W, 86-75
Jan. 7	at Ole Miss	42	32	+10	52	55	-3	W, 94-87

MOST PTS IN A HALF BY ARK

68	JACKSON ST	2nd
60	QUEENS	1st
57	SOUTHERN	1st
55	JAMES MADISON	2nd
52	at Ole Miss	2nd
52	SOUTHERN	2nd
50	vs Texas Tech	2nd
50	SAMFORD	2nd

FEWEST PTS IN A HALF BY ARK

27	at Michigan State	2nd

MOST PTS IN A HALF BY OPP

55	at Ole Miss	2nd
51	LOUISVILLE	2nd
49	vs Houston	1st
49	vs Texas Tech	1st
46	JAMES MADISON	2nd

FEWEST PTS IN A HALF BY OPP

19	JACKSON ST	1st
22	SAMFORD	2nd

LARGEST HALFTIME LEAD

+26	JACKSON ST	W by 64
+25	SOUTHERN	W by 32
+24	QUEENS	W by 28
+20	JAMES MADISON	W by 29

LARGEST HALFTIME DEFICIT

-8	vs Houston	L, 94-85
-6	vs Texas Tech	W, 93-86
-6	vs Duke	L, 71-80

BEST 2nd HALF DIFFERENTIAL

+28	SAMFORD	W by 37
+26	JACKSON ST	W by 64
+14	vs Fresno St	W by 24
+13	vs Texas Tech	W by 7

BEST 2nd HALF COMEBACK IN WIN

-7	(12:48 2nd)	WINTHROP	W, 84-83
-6	(14:30 2nd)	TEXAS TECH	W, 93-86

LAST TIME AN ARKANSAS PLAYER...

• SCORING •

Scored 30 Points: 30 Johnell Davis vs Texas Tech (03/27/25)
Scored 40 Points: 42 Khalif Battle vs Missouri (02/24/24)
Scored 50 Points: 51 Rotnei Clarke vs. Alcorn State (11/13/09)
RECORD: 51 Rotnei Clarke vs. Alcorn State (11/13/09)

• FIELD GOALS MADE •

Made 15 Field Goals: 15 (15-21) Rotnei Clarke vs. Alcorn State (11/13/09)
Made 20 Field Goals: 20 (2-30) Dean Tolson vs. Texas A&M (03/02/74)
RECORD: 20 (20-30) Dean Tolson vs. Texas A&M (03/02/74)

• FIELD GOALS ATTEMPTED •

Attempted 20 Field Goals: 20 (10-20) Meleek Thomas vs Winthrop (11/18/25)
Attempted 25 Field Goals: 26 (11-26) JD Notae vs Mercer (11/09/21)
RECORD: 30 (20-30) Dean Tolson vs. Texas A&M (03/02/74)

• FIELD GOAL PERCENTAGE •

Shot 100% FG (Min. 8 att): 100% Moses Kingsley (8-8) at Missouri (01/12/16)
RECORD (min 10 att): 100% Daryll Saulsberry (10-10) (01/14/75)

• 3-POINTERS MADE •

Made 7 3-pointers: 8 (8-11) Mason Jones at Texas A&M (03/07/20)
Made 10 3-pointers: 10 (10-13) by Isaiah Joe vs. FIU (12/01/18)
Made 11-Plus 3-pointers: 13 (13-17) by Rotnei Clarke vs. Alcorn State (11/13/09)
RECORD: 13 (13-17) by Rotnei Clarke vs. Alcorn State (11/13/09) (SEC record)

• 3-POINTERS ATTEMPTED •

Attempted 15 3-Pointers: 15 (6-15) Isaiah Joe at Texas A&M (03/07/20)
Attempted 20 3-Pointers: 24 (10-24) Pat Bradley vs. North Texas (12/30/98)
RECORD: 24 (10-24) Pat Bradley vs. North Texas (12/30/98) (SEC record)

• FREE THROWS MADE •

Made 10 Free Throws: 11 (11-11) Johnell Davis vs Texas Tech (03/27/25)
Made 15 Free Throws: 17 (17-18) Khalif Battle (03/02/24)
Made 20 Plus Free Throws: 22 (22-24) Martin Terry vs. Texas A&M (01/22/72)
RECORD: 22 (22-24) by Martin Terry vs. Texas A&M (01/22/72)

• FREE THROWS ATTEMPTED •

Attempted 15 Free Throws: 18 (17-18) Khalif Battle at Kentucky (03/02/24)
Attempted 20 Free Throws: 21 (12-21) Adou Thiero vs Illinois (11/28/24)
Attempted 24 Plus Free Throws: 24 (22-24) Martin Terry vs. Texas A&M (01/22/72)
RECORD: 24 (22-24) Martin Terry vs. Texas A&M (01/22/72)

• FREE THROW PERCENTAGE •

Shot 94% FT (min 15 att): 94.4% (17-18) Khalif Battle at Kentucky (03/02/24)
Shot 100% FT (min 10 att): 100% (11-11) Johnell Davis vs Texas Tech (03/27/25)
RECORD (min. 11 att): 9x - Best: Tommy Boyer (18-18) in 1963

• REBOUNDS •

Grabbed 15-19 Rebounds: 17 Trevon Brazile vs Stanford (11/22/23)
Grabbed 20-Plus Rebounds: 23 Nick Davis vs. Jackson State (11/21/97)
RECORD: 23 by Nick Davis vs. Jackson State (11/21/97)
• Grabbed 10 Offensive Rebounds: 111 Justin Smith vs Oral Roberts (03/27/21)
• Grabbed 10 Defensive Rebounds: 10 Trevon Brazile at Vanderbilt (03/04/25)

• ASSISTS •

Had 10 Assists: 10 by Darius Acuff Jr. vs Queens (12/16/25)
Had 15 Assists: 15 by Dontell Jefferson vs. Portland State (11/18/05)
RECORD: 15 by Dontell Jefferson vs. Portland State (11/18/05)

• STEALS •

Had 5 Steals: 5 Boogie Fland vs UCA (12/14/24)
Had 6-7 Steals: 6 Adou Thiero vs Little Rock (11/22/24)
Had 8-9 Steals: 8 JD Notae vs New Mexico State (03/19/22)
RECORD: 9 by Robert Shepard at Arizona (12/06/92)

• BLOCKED SHOTS •

Had 5 Blocks: 5 Trevon Brazile vs UCA (12/14/24)
Had 6-9 Blocks: 7 Makhel Mitchell vs Texas A&M (01/31/23)
Had 10 Blocks: 10 Steven Hill vs. Texas State (12/06/05)
RECORD: 10 Steven Hill vs. Texas St. (12/06/05) & Oliver Miller vs. Texas (02/04/90)

• TURNOVERS •

Committed 5-9 Turnovers: 7 Zvonimir Ivisic vs Pacific (11/18/24)
Committed 10 Plus Turnovers: 10 Courtney Fortson at South Carolina (02/21/09)

• MINUTES PLAYED •

40 Minutes (Regulation): 40:00 D.J. Wagner vs Kansas (03/20/25)
40+ Min with OT: 40:34 Karter Knox vs Texas (02/26/25)
45+ Minutes: 2 vs Stanford (11/22/23) – Trevon Brazile (45:52) - Devo Davis (45:14)

• MISCELLANEOUS •

2 Players Scored 20+ Pts In Same Game:
Darius Acuff Jr. (27) and Malique Ewin (20) vs Houston (12/20/25)
3 Players Scored 20+ Pts in Same Game: vs Texas Tech (12/13/25)
Trevon Brazile (24), Darius Acuff Jr. (20) and Karter Knox (20)
2 Players Scored 20+ Pts In Back-To-Back Gms: Nick Smith Jr. (26/24) & Ricky Council IV (22/20) vs Georgia (02/21/23) and at Alabama (02/25/23)
2 Players Scored 20+ Pts In 3 Straight: Mason Jones (41/20/21) & Isaiah Joe (20/21/24) vs Tulsa (12/14/19), Valpo (12/21/19) and Indiana (12/29/19)
8 Players Scored in Double Digits: Mississippi Valley State (11/25/20)
Connor Vanover (25), Desi Sills (19), Moses Moody (16), Vance Jackson (15)
Khalen Robinson (15), Justin Smith (13), JD Notae (13), Jalen Tate 12)
Scored 20-Plus in 5+ Consecutive Gms: (7) Khalif Battle 42, 36, 34, 29, 22, 24, 20 (02/24 to 03/14/24)
Scored 20 or More Points in 10-Plus Consecutive Games: (11) Todd Day
20, 23, 26, 26, 22, 31, 23, 21, 27, 21, 20 (12/01/90 to 01/12/91)
Scored 30-plus Points in 3 Straight Games: Khalif Battle and Mason Jones (only Razorbacks)
LAST - Battle; 42 vs. Mizzou (02/24/24), 36 vs Vandy (02/27/24), 34 at UK (03/02/24)
Most Pts Consecutive Gms: 82 Martin Terry 35 at TCU (02/20/73) & 47 vs. SMU (02/24/73)
Most Pts 3-Straight: 112 Khalif Battle 2024 43 vs MIZ (2/24), 36 vs VU (2/27) & 34 at UK (3/2)
Most Pts 4-Straight: 141 Khalif Battle 2024 - 43 vs MIZ (2/24), 36 vs VU (2/27), 34 at UK (3/2), 29 vs LSU (3/6)
Consecutive Free Throws Made: 48 Ricky Medlock (20 gms; 12/21/74 to 03/04/75)
Double-Double: Pts/Rebs: Trevon Brazile (24 & 10) vs Texas Tech (12/13/25)
Double-Double: Pts/Assists: Darius Acuff Jr. (23 & 10) vs Queens (12/163/25)
Two Players with Double-Double in Same Game: vs Mississippi State (03/09/25)
Jonas Aidoo (21 pts & 10 rebs) and Trevon Brazile (11 pts & 11 rebs)
5 Straight Double-Doubles: (7) Jaylin Williams 13 & 11 vs AUB); 22 & 10 at BAMA;
13 & 11 at MIZ; 13 & 16 vs TENN; 15 & 10 at FLA; 16 & 12 vs UK; 19 & 10 vs LSU
3+ Straight Double-Doubles in SEC: (5) Jaylin Williams (AUB/@Bama/@MIZ/TEN/@FLA/UK/LSU)
Most Consecutive Double-Doubles: 9 Dean Tolson (1973-74) and 6 by Derek Hood (1998-99)
Three Players with Double-Double in Same Game: vs Alabama (01/16/10) – Marshawn Powell
18 pts, 10 rebs), Mike Washington (17 pts, 13 rebs) and Courtney Fortson (12 pts, 10 assists)
Had 5-Plus Assists in 5-Plus Consecutive Games: (7) Darius Acuff Jr.
5, 10, 8, 8, 10, 7, 6 (11/27/25 thru 12/29/25)
Had 10 or More Assists in Back-to-Back Games: Jalen Harris
10 vs. FIU (12/01/18) and 12 at Colorado State (12/05/18)
Three-Plus Players with 5-Plus Assists in a Game: at Miami (12/03/24)
Boogie Fland (6), Adou Thiero (5) and D.J. Wagner (5)
Had 5 or More Steals in Back-to-Back Games: Ronnie Brewer
5 vs. Western Illinois (01/01/06) and 5 vs. Mississippi State (01/07/06)

LAST TIME AN OPPONENT PLAYER...

• SCORING •

Scored 30 Points: 30 JT Toppin (12/13/25)
Scored 40 Points: 41 Wade Taylor IV vs Texas A&M (01/16/24)
Scored 50 Points: 56 Oscar Robertson vs. Cincinnati (03/15/58) **(most on record)**

• FIELD GOALS MADE •

Made 15 Field Goals: 17 (17-24) Jodie Meeks vs. Kentucky (02/14/09)
Made 20 Field Goals: 21 Oscar Robertson vs. Cincinnati (03/15/58) **(most on record)**

• FIELD GOALS ATTEMPTED •

Att 30 Field Goals: 32 (13-32) Wade Taylor IV vs Texas A&M (01/16/24) **(record)**
Attempted 35 Field Goals: 36 Oscar Robertson vs. Cincinnati (03/15/58) **(most on record)**

• FIELD GOAL PERCENTAGE •

Shot 100% FG (Min. 7 att): Adam Wing (8-8) vs. Evansville (12/08/15)

• 3-POINTERS MADE •

Made 7 3-pointers: 7 (7-11) Tre Johnson vs Texas (02/26/25)
Made 10 3-pointers: 10 (10-19) Lance Weems at Auburn (01/06/96)

• 3-POINTERS ATTEMPTED •

Attempted 15 3-pointers: 15 (7-15) Tyler Hall vs. Montana State (11/21/18)
Attempted 20 3-pointers: 22 (5-22) Jeff Fryer vs. Loyola Marymount (03/16/89)

• FREE THROWS MADE •

Made 10 Free Throws: 10 (11-12) Collin Murray-Boyles at South Carolina (03/01/25)
Made 15 Free Throws: 15 (15-16) Shawn ast II (02/24/24)

• FREE THROWS ATTEMPTED •

Attempted 15 Free Throws: 15 (9-15) Trazarien White UNCW (12/30/23)
Attempted 20 Free Throws: 24 (18-24) Frank Williams vs. Illinois (12/08/01)

• FREE THROW PERCENTAGE •

Shot 100% FT (min 10 att): 10-10 Cam Carter at LSU (01/14/25)

• REBOUNDS •

Grabbed 15-19 Rebounds: 18 Igo Milicic Jr. at Tennessee (01/04/25)
Grabbed 20 Rebounds: 20 Antonio McDyess vs. Alabama (03/11/95)
• Grabbed 10 Offensive Rebounds: 11 Tyler Davis at Texas A&M (01/30/18)
• Grabbed 10 Defensive Rebounds: 10 Wilson Jacques vs Fresno State (12/06/25)

• ASSISTS •

Had 10 Assists: 11 Tremont Waters vs. LSU (01/12/19)
Had 13 Assists: 13 Chuck Evans at Mississippi State (01/27/93) **(most on record)**

• STEALS •
Had 5 Steals: 6 Alpha Diallo at Providence (03/19/19)
Had 8 Steals: 8 Terry Conerway vs. Texas State (12/21/02)

• BLOCKED SHOTS •
Had 6-9 Blocks: 6 Johni Broome at Auburn (01/07/23)
Had 10 Plus Blocks: 10 P.J. Roberson vs. Grambling State (11/26/11)

• TURNOVERS •
Committed 7-9 Turnovers: 7 Lamar Washington vs Pacific (11/18/24)
Committed 10 Plus Turnovers: 12 Devin Gibson vs. UTSA (12/12/07)

LAST TIME ARKANSAS HIGHS...

• SCORING •
Scored 50 Points in 1st Half: 54 vs NC A&T (12/21/24)
Scored 50 Points in 2nd Half: 55 vs James Madison (12/29/25)
Scored 60 or More Points in 1st Half: 60 vs Queens (12/16/25)
Scored 60 or More Points in 2nd Half: 68 vs Jackson St (11/21/25)
Scored 70 or More Points in a Half: 71 (1st) vs. Alcorn (11/13/09)
Scored 80 or More Points in a Half: 81 (2nd) vs. Miss Valley State (11/2520)
Most Points in a Half: 88 (2nd) vs. U.S. International (12/09/89)

• FIELD GOALS MADE •
Made 40 Field Goals: 40 (40-72) vs UMES (11/26/24)
Made 50 Field Goals: 57 (57-99) vs. Troy (12/10/96)
RECORD: 68 (68-101) vs. U.S. International (12/09/89)

• FIELD GOALS ATTEMPTED •
Attempted 80 Field Goals: 86 (48-86) vs Miss Valley State (11/25/20)
Attempted 90 Field Goals: 99 (57-99) vs. Troy (12/10/96)
Attempted 100 Field Goals: 101 (68-101) vs. US International (12/09/89)
RECORD: 101 (68-101) vs. U.S. International (12/09/89)

• FIELD GOAL PERCENTAGE •
Shot 60% FG: .639 (39-61) vs Jackson State (11/21/25)
Shot 70% or Better FG: .727 (32-44) vs. Alabama State (12/21/83)
RECORD: .794 (27-34) vs. Texas Tech (1979)

• 3-POINTERS MADE •
Made 15 3-pointers: 15 (15-28) vs James Madison (12/29/24)
Made 20 3-pointers: 20 (20-40) vs Miss Valley State (11/25/20)
RECORD: 21 (21-37) vs. Troy (12/10/96)

• 3-POINTERS ATTEMPTED •
Attempted 30 3-pointers: 34 (13-34) vs UCA (11/11/25)
Attempted 40 3-pointers: 40 (20-40) vs Miss Valley State (11/25/20)
RECORD: 54 (19-54) vs. North Texas (12/30/98)

• 3-POINT PERCENTAGE •
Shot 50% 3PT FG (min. 15 att): .536 (15-28) vs James Madison (12/29/25)
Shot 60% or Better 3PT FG (min. 15 att): .611 (11-18) at Vanderbilt (03/06/19)
RECORD (min. 15 att): .667 (16-24) vs. Mississippi State (01/09/16)

• FREE THROWS MADE •
Made 30 Free Throws: 31 (31-40) vs Texas A&M (01/16/24)
Made 40 Free Throws: 41 (41-49) at Kentucky (01/25/92)
RECORD: 48 (48-53) vs. Ole Miss (01/17/04)

• FREE THROW ATTEMPTS •
Attempted 40 Free Throws: 40 (31-40) vs Texas A&M (01/16/24)
Attempted 50 Free Throws: 54 (36-54) vs LSU (03/04/20)
Attempted 60 Free Throws: 65 vs. TCU (1955)
RECORD: 65 vs. TCU (1955)

• FREE THROW PERCENTAGE •
Shot 85% FT (min. 20 att): .864 (19-22) vs Texas Tech (03/27/25)
Shot 90% or Better FT (min. 20 att): .909 (20-22) vs Winthrop (11/18/25)
RECORD (min 10 att): 100 3x - Best 16-16 at Kentucky (02/27/14)

• REBOUNDS •
Grabbed 45 Rebounds: 46 vs Louisville (12/03/25)
Grabbed 50 Rebounds: 52 vs Stanford (11/22/23)
Grabbed 55-Plus Rebounds: 58 vs Oral Roberts (12/20/20)
RECORD: 77 vs. Jackson State (01/22/02)

• ASSISTS •
Had 25 Assists: 26 vs Queens (12/16/25)
Had 30 Assists: 32 vs. Jackson State (11/22/96)
Had 40 Assists: 40 vs. Troy (12/10/96)
RECORD: 47 vs. U.S. International (12/09/89)

• STEALS •
Had 15 Steals: 15 vs Little Rocl (11/22/24)
Had 20 Steals: 24 vs. Maryland-Eastern Shore (01/02/01)
Had 25 Steals: 26 vs. Louisiana-Monroe (11/25/00)
RECORD: 26 vs. Louisiana-Monroe (11/25/00)

• BLOCKED SHOTS •
Had 10 Blocks: 10 at Tennessee (01/04/25)
Had 13 Blocks: 13 vs Texas A&M (01/31/23)
Had 15 Blocks: 15 vs Gardner-Webb (11/10/23)
RECORD: 18 vs. Missouri (12/05/95)

• MOST TURNOVERS •
Had 25 Turnovers: 25 at South Carolina (02/21/09)
Had 30 Turnovers: 32 vs. Providence (11/16/07)
RECORD: 32 vs. Providence (11/16/07)

• FOULS •
Committed 25 Fouls: 27 at Texas A&M (02/20/24)
Committed 30 Fouls: 33 at Missouri (01/18/23)
RECORD: 38 vs. Missouri (12/04/61)

LAST TIME ARKANSAS LOWS...

• SCORING •
Held to 40-45 Points: 43 at Florida (01/22/11)
Held to 46-49 Points: 46 at Mississippi State (02/09/16)
Held to 50-55 Points: 53 at South Carolina (03/01/25)
Held to 56-59 Points: 57 vs Kentucky (01/27/24)
Held to 19 Points or Less in a Half: 14 (1st half) at South Carolina (03/01/25)

• FIELD GOALS •
Held to Below 20 Field Goals Made: 15 (15-52) At South Carolina (03/01/25)

• FIELD GOAL PERCENTAGE •
Held to 20-29% FG: .288 (15-52) at South Carolina (03/01/25)
Held to 30-35% FG: .310 (18-58) vs Georgia (01/22/25)

• 3-POINTERS •
Did not Make a 3-pointer: 0 (0-1) vs South Carolina (01/18/22)
Held to 1-2 3-PT FG Made: 2 (2-19) vs St. John's (03/22/25)
Attempted Single-Digit 3-pointers: 6 (4-6) at Missouri (01/31/24)

• 3-POINT PERCENTAGE •
Shot 10.9% or Worse 3PT FG: 10.5 (2-19) vs St. John's (03/22/25)
Shot 11-19% 3PT FG: .136 (3-22) at South Carolina (03/01/25)

• FREE THROWS •
Made 5 or Less Free Throws: 5 (5-9) vs Miami (12/03/24)
Attempted Single Digit Free Throws: 9 (5-9) vs Miami (12/03/24)

• FREE THROW PERCENTAGE •
Shot 40-49% FT: .462 (6-13) at Tennessee (01/04/25)
Shot Below 40% FT: .267 (4-15) at Texas A&M (01/09/13)

• REBOUNDING •
Had 19 or Fewer Rebounds: 19 at Missouri (03/05/13)
Had 20-25 Rebounds: 25 vs Oklahoma (12/10/22)

• ASSISTS •
Held to 6 Assists or less: 6 vs Georgia (01/22/25)

• STEALS •
Had 0 Steals: vs Texas Tech (03/21/21) **(only time on record)**
Had 1 Steal: 1 vs Texas A&M (01/16/24)
Had 2 Steals: 2 vs Mississippi State (03/08/25)

• BLOCKED SHOTS •
Had No Blocked Shots: 0 vs Missouri (1/23/19)

• FEWEST TURNOVERS •
Had 1-4 Turnovers: 4 vs UMES (11/26/24)
Had 5 Turnovers: 5 vs South Carolina 013/20/24)

• FOULS •
Had Single Digit Fouls: 7 vs UTSA (12/07/24)

ARKANSAS IN OVERTIME...

Overall Record	**72-61**	**Cal Era: 1-1**
• Single OT	63-58	Cal Era: 1-1
• Double OT	9-2	Cal Era: --
• Triple OT	0-1	Cal Era: --

LAST TIME:

Played in a Single OT game:	03/27/25 vs Texas Tech	L, 85-83 (OT)
Played in a 2OT game:	11/22/23 vs Stanford	W, 77-74 (2 OT)
• Cal Era	--	
Played in a 3OT game:	02/09/80 vs Houston	L, 90-84 (3 OT)
• Cal Era	--	

LAST TIME AN OPPONENT HIGHS...

• SCORING •

Scored 100 Points: 106 at Tennessee (01/15/19)
Scored 111 Points: 111 at Kentucky (03/02/24)
Scored 50 Points in 1st Half: 53 at Kentucky (03/02/24)
Scored 50 Points in 2nd Half: 51 vs Louisville (12/03/25)
Scored 60 or More Points in a Half: 63 (2nd half) at Vanderbilt (01/14/23)

• FIELD GOALS MADE •

Made 40 Field Goals: 40 (40-68) by Texas (01/05/10)
Made 45 Field Goals: 45 (45-80) vs. Pittsburgh (12/29/86)

• FIELD GOALS ATTEMPTED •

Attempted 70 Field Goals: 75 (21-75) vs St. John's (03/22/25)
Attempted 80 Field Goals: 83 (34-83) vs Texas Tech (03/27/25)

• FIELD GOAL PERCENTAGE •

Shot 60% FG: .611 (15-23) vs. Auburn (02/17/16)
Shot 65% FG: .677 (4-65) vs. North Carolina (03/23/08)
Shot 69% FG: .698 (37-53) at Auburn (01/14/95)

• 3-POINTERS MADE •

Made 15 3-pointers: 15 (15-32) vs Winthrop (11/18/25)
Made 17 3-pointers: 17 (17-37) vs UNI (11/17/21) - **TIES RECORD BY OPP (3x)**

• 3-POINTERS ATTEMPTED •

Attempted 35 3-pointers: 37 (8-37) vs Louisville (12/03/25)
Attempted 40 3-pointers: 41 (4-41 vs UCA (11/11/25)

• 3-POINT PERCENTAGE •

Shot 50% 3PT FG (min 15 att): .522 (12-23) at LSU (02/03/24)
Shot 60% or Better 3PT FG (min 15 att): .667 (12-18) at Tennessee (03/05/22)

• FREE THROWS •

Made 30 Free Throws: 34 (34-42) at Kentucky (03/02/24)
Made 40 Free Throws: 40 (40-50) vs. UMass (11/25/94)

• FREE THROW ATTEMPTS •

Attempted 35 Free Throws: 39 (25-39) at Texas A&M (02/20/24)
Attempted 40 Free Throws: 42 (34-42) at Kentucky (03/02/24)
Attempted 50 Free Throws: 50 (39-50) vs. South Carolina (03/11/04)

• FREE THROW PERCENTAGE •

Shot 85% FT (min. 10 att): .875 (21-24) vs Tennessee (02/14/24)
Shot 90% or Better FT (min. 10 att): .923 (12-13) vs Texas (02/26/25)
Shot 100% (min. 10 att): 1.000 (14-14) vs Florida (02/16/21)

• REBOUNDING •

Grabbed 45 Rebounds: 49 vs Florida (01/11/25)
Grabbed 50 Rebounds: 51 vs Texas Tech (03/27/25)
Grabbed 55-Plus Rebounds: 60 vs Auburn (02/08/22)
• Grabbed 20 Offensive Rebounds: 28 vs St. John's (03/22/25)

• ASSISTS •

Had 25 Assists: 25 vs. Louisville (11/17/09)
Had 30 Assists: 30 at UAB (01/27/90)

• STEALS •

Had 15 Steals: 15 at LSU (02/24/10)
Had 18 Steals: 18 vs. Alcorn State (12/02/95)

• BLOCKED SHOTS •

Had 10-12 Blocks: 11 at LSU (01/14/25)
Had 13 Blocks: 13 at Kentucky (01/17/12)

• MOST TURNOVERS •

Had 20 Turnovers: 20 vs Jackson St (11/21/25)
Had 25 Turnovers: 27 vs Bradley (12/17/22)
Had 30 Turnovers: 30 vs. Fordham (11/11/22)
MOST ON RECORD: 42 vs. Grambling (12/31/00) and Bethune-Cookman (12/02/97)

• FOULS •

Committed 30-plus Fouls: 32 vs Alabama (02/24/21)
RECORD: 36 vs. Centenary (12/04/82)

LAST TIME AN OPPONENT LOWS

• SCORING •

Held to 30-39 Points: 35 vs UMES (11/26/24)
Held to 40-45 Points: 40 vs LSU (01/24/23)
Held to 46-49 Points: 49 vs Troy (11/13/24)
Held to 50-55 Points: 56 vs UCA (111/11/25)
Held Below 20 Points in 1st Half: 15 vs UMES (11/26/24)
Held Below 20 Points in 2nd Half: 18 vs Savannah State (12/12/13)
No Opponent Player Scored in Double-Digits: vs UMES (11/26/24)

• FIELD GOAL PERCENTAGE •

Held to 21% or Worse FG: .209 (13-62) vs. Jackson State (11/22/02)
Held to 20-29% FG: .284 (19-67) vs UCA (11/11/25)
Held to 30-35% FG: .333 (18-54) vs UCA (12/14/24)

• 3-POINTERS •

Did not Make a 3-pointer: 0 (0-10) by Mississippi State (02/07/15)
Held to 1 3-PT FG Made: 1 (1-14) at Michigan State (11/08/25)
Held to 2 3-PT FG Made: 2 (2-22) vs St. John's (03/22/25)

• 3-POINT PERCENTAGE •

Shot 10% or Worse 3PT FG: .098 (4-41) vs UCA (11/11/25)
Shot 11-16% 3PT FG: .118 (2-17) vs Oakland (12/30/24)
Shot 17-19% 3PT FG: .182 (4-22) vs NCA &T (12/21/24)

• FREE THROWS •

Made Fewer than 5 Free Throws: 3 (3-10) vs Texas Tech (12/13//25)
Made 5-9 Free Throws: 5 (5-5) vs UTSA (12/07/24)

• FREE THROW ATTEMPTS •

Attempted Single Digit Free Throws: 6 (3-6) vs LSU (02/12/25)

• FREE THROW PERCENTAGE •

Shot Below 40% FT: .300 (3-10) vs Texas Tech (12/13/25)
Shot 40-49% FT: .462 (5-13) vs Ole Miss (01/21/23)

• REBOUNDING •

Had 19 or Fewer Rebounds: 19 vs Auburn (03/09/23)
Had 20-25 Rebounds: 22 vs UTSA (12/07/23)

• ASSISTS •

Held 5 Assists or Fewer: 5 vs St. John's (03/22/25)

• STEALS •

Had No Steals: 0 vs Vanderbilt (01/15/20)
Had 1 Steal: 1 vs South Carolina (01/20/24)
Had 2 Steals: 2 vs Louisville (12/03/25)

• BLOCKED SHOTS •

Had No Blocked Shots: 0 vs Samford (11/14/25)

• FEWEST TURNOVERS •

Had 0-2 Turnovers: 2 vs Mississippi State (03/08/25)
Had 3-5 Turnovers: 5 vs Samford (11/14/25)

• FOULS •

Had Single Digit Fouls: 9 vs UMES (11/26/24)
Committed 10-14 Fouls: 14 vs UNI (11/17/21)

GAME 1

Southern	32	45	77
#14/15 ARKANSAS	57	52	109

Nov. 3, 2025 • Fayetteville, Ark. • Bud Walton Arena

Southern 77 • 0-1

##	Player		Total FG-FGA	3-Ptr FG-FGA	FT-FTA	Rebounds Off	Def	Tot	PF	TP	A	TO	Blk	Stl	Min
01	DaMariee Jones	f	4-8	0-0	1-2	4	3	7	3	9	1	1	1	0	26
08	Malek Abdelgowad	f	4-7	0-0	0-0	2	4	6	1	8	0	3	0	0	13
03	Cam Amboree	g	1-4	1-2	0-0	0	2	2	1	3	0	2	0	0	10
10	Michael Jacobs	g	6-14	2-4	8-16	0	1	1	2	22	4	5	0	1	32
35	PJ Dobuol	g	0-2	0-0	0-0	0	0	0	2	0	0	0	0	0	4
00	Rondae Hill		3-6	3-5	0-0	0	1	1	1	9	0	1	0	0	14
04	Brandon Hardy		1-3	1-2	0-0	0	2	2	1	3	1	0	0	1	23
05	Jayce Depron		0-4	0-3	0-0	0	0	0	2	0	0	0	0	0	6
13	Lionel Bell		0-0	0-0	0-0	1	1	2	1	0	0	0	1	0	6
14	Fazl Oshodi		5-13	5-10	0-0	1	2	3	0	15	3	0	0	1	26
23	Terrance Dixon Jr.		1-3	0-0	1-2	0	3	3	3	3	1	0	1	0	20
24	Ashton Magee		2-5	0-1	1-4	3	2	5	3	5	0	0	0	0	20
	Team					1	4	5							
	Totals		27-69	12-27	11-24	12	25	37	20	77	10	12	3	3	200

FG % 1st Half:	11-34	32.4%	2nd half:	16-35	45.7%	Game:	27-69	39.1%
3FG % 1st Half:	6-13	46.2%	2nd half:	6-14	42.9%	Game:	12-27	44.4%
FT % 1st Half:	4-9	44.4%	2nd half:	7-15	46.7%	Game:	11-24	45.8%

Deadball Rebound: 11

Arkansas 109 • 1-0

##	Player		Total FG-FGA	3-Ptr FG-FGA	FT-FTA	Rebounds Off	Def	Tot	PF	TP	A	TO	Blk	Stl	Min
07	Trevon Brazile	f	8-14	1-3	8-10	2	9	11	0	25	1	1	1	1	28
23	Nick Pringle	f	4-7	0-0	0-0	3	5	8	3	8	0	0	0	0	24
24	Billy Richmond III	f	2-4	0-2	2-2	0	3	3	5	6	1	1	1	0	16
05	Darius Acuff jr.	g	8-13	3-5	3-3	1	1	2	1	22	4	2	1	1	29
21	D.J. Wagner	g	3-11	2-7	0-0	0	4	4	3	8	7	2	1	2	32
00	Jaden Karuletwa		0-0	0-0	0-0	0	1	1	0	0	1	0	0	0	2
01	Meleek Thomas		7-15	4-10	3-4	4	2	6	2	21	7	1	0	3	30
02	Amere Brown		0-0	0-0	0-0	0	0	0	0	0	0	0	0	0	1
12	Malique Ewin		2-3	0-0	2-2	3	1	4	2	6	0	0	0	1	17
14	Ayden Kelley		0-0	0-0	0-0	0	0	0	0	0	0	0	0	0	1
15	Elmir Dzafic		0-0	0-0	1-2	0	0	0	0	1	0	2	0	1	3
30	Isaiah Sealy		3-6	0-1	6-6	1	2	3	2	12	2	0	0	1	17
	Team					0	3	3							
	Totals		37-73	10-28	25-29	14	31	45	18	109	23	9	4	10	200

FG % 1st Half:	17-32	53.1%	2nd half:	20-41	48.8%	Game:	37-73	50.7%
3FG % 1st Half:	6-10	60.0%	2nd half:	4-18	22.2%	Game:	10-28	35.7%
FT % 1st Half:	17-18	94.4%	2nd half:	8-11	72.7%	Game:	25-29	86.2%

Deadball Rebound: 1,1

Officials: Mike Nance,Patrick Evans,Joe Lindsay
Technical fouls: Southern-None. Arkansas-None.
Attendance: 19200

Score by periods	1st	2nd	Total
Southern	32	45	**77**
Arkansas	57	52	**109**

Points	In Paint	Off T/O	2nd Chance	Fast Break	Bench
SU	28	7	17	12	35
AR	48	16	16	32	40

Last FG - SU 2nd-00:45, AR 2nd-00:00.
Largest lead - SU by 2 1st-19:18, AR by 37 2nd-04:25.
SU led for 00:43. AR led for 38:35. Game was tied for 00:42.

Score tied - 0 times.
Lead changed - 1 time.

GAME 2

#14/15 ARKANSAS	39	27	66
#22/21 Michigan State	36	33	69

Nov. 8, 2025 • East Lansing, Mich. • Breslin Center

Arkansas 66 • 1-1

##	Player		Total FG-FGA	3-Ptr FG-FGA	FT-FTA	Rebounds Off	Def	Tot	PF	TP	A	TO	Blk	Stl	Min
07	Trevon Brazile	f	1-5	0-2	1-2	0	2	2	4	3	0	2	1	1	15
23	Nick Pringle	f	2-2	0-0	2-4	4	3	7	5	6	1	1	3	2	28
24	Billy Richmond III	f	3-8	1-4	1-2	2	4	6	1	8	0	2	1	0	28
05	Darius Acuff jr.	g	5-16	2-8	4-7	1	1	2	2	16	6	1	0	2	33
21	D.J. Wagner	g	4-6	2-4	3-4	0	2	2	2	13	3	1	0	3	31
01	Meleek Thomas		5-15	2-9	4-4	2	4	6	3	16	2	2	0	1	29
11	Karter Knox		0-1	0-1	0-0	0	4	4	2	0	4	4	0	1	19
12	Malique Ewin		2-3	0-0	0-0	2	0	2	2	4	0	1	1	1	16
30	Isaiah Sealy		0-0	0-0	0-0	0	0	0	0	0	0	0	0	0	1
	Team					2	0	2							
	Totals		22-56	7-28	15-23	13	20	33	21	66	16	14	6	11	200

FG % 1st Half:	14-28	50.0%	2nd half:	8-28	28.6%	Game:	22-56	39.3%
3FG % 1st Half:	5-14	35.7%	2nd half:	2-14	14.3%	Game:	7-28	25.0%
FT % 1st Half:	6-10	60.0%	2nd half:	9-13	69.2%	Game:	15-23	65.2%

Deadball Rebound: 3

Michigan St. 69 • 2-0

##	Player		Total FG-FGA	3-Ptr FG-FGA	FT-FTA	Rebounds Off	Def	Tot	PF	TP	A	TO	Blk	Stl	Min
00	Jaxon Kohler	f	5-13	0-3	0-0	4	3	7	1	10	3	3	0	1	31
55	Coen Carr	f	4-7	0-1	7-8	2	5	7	3	15	3	2	0	1	30
15	Carson Cooper	c	3-5	0-0	3-4	1	1	2	3	9	2	0	2	1	21
01	Jeremy Fears Jr.	g	0-7	0-2	4-6	1	2	3	3	4	9	3	0	1	34
09	Trey Fort	g	2-6	1-4	0-0	1	1	2	1	5	0	2	1	1	15
02	Kur Teng		0-2	0-1	0-0	0	0	0	0	0	0	1	0	0	6
03	Cameron Ward		8-13	0-1	2-4	3	7	10	1	18	0	2	0	2	22
06	Jordan Scott		2-4	0-1	2-4	3	4	7	2	6	0	0	1	0	26
35	Jesse McCulloch		1-2	0-1	0-0	0	0	0	0	2	0	0	0	0	4
99	Divine Ugochukwu		0-2	0-0	0-0	1	0	1	1	0	1	1	0	0	11
	Team					3	3	6							
	Totals		25-61	1-14	18-26	19	26	45	15	69	18	14	4	7	200

FG % 1st Half:	14-37	37.8%	2nd half:	11-24	45.8%	Game:	25-61	41.0%
3FG % 1st Half:	0-7	0.0%	2nd half:	1-7	14.3%	Game:	1-14	7.1%
FT % 1st Half:	8-11	72.7%	2nd half:	10-15	66.7%	Game:	18-26	69.2%

Deadball Rebound: 5

Officials: Bart Lenox,Keith Kimble,Brian Dorsey
Technical fouls: Arkansas-None. Michigan St.-None.
Attendance: 14797

Score by periods	1st	2nd	Total
Arkansas	39	27	**66**
Michigan St.	36	33	**69**

Points	In Paint	Off T/O	2nd Chance	Fast Break	Bench
AR	28	17	12	18	20
MIST	46	10	18	14	26

Last FG - AR 2nd-02:43, MIST 2nd-06:02.
Largest lead - AR by 5 1st-00:34, MIST by 8 2nd-07:06.
AR led for 10:24. MIST led for 26:24. Game was tied for 03:12.

Score tied - 5 times.
Lead changed - 12 times.

GAME 3

Central Arkansas	34	22	56
#21/21 ARKANSAS	43	50	93

Nov. 11, 2025 • Fayetteville, Ark. • Bud Walton Arena

Central Arkansas 56 • 1-2

##	Player		Total FG-FGA	3-Ptr FG-FGA	FT-FTA	Rebounds Off	Def	Tot	PF	TP	A	TO	Blk	Stl	Min
25	Malchiah Marable	f	0-2	0-1	0-0	0	3	3	2	0	2	2	0	0	14
01	Camren Hunter	g	7-18	0-7	2-2	1	3	4	2	16	0	1	0	1	28
11	Rashad Bolden	g	2-12	1-8	2-3	0	3	3	1	7	0	0	0	2	28
12	Ty Robinson	g	5-10	1-6	4-5	3	2	5	3	15	0	0	1	0	22
24	Cole McCormick	g	0-2	0-2	1-2	1	0	1	4	1	2	1	1	1	17
00	Truman Byrne		1-5	1-5	0-0	2	4	6	3	3	1	0	0	0	16
02	Javion Guy-King		0-5	0-3	3-5	0	2	2	3	3	2	2	0	0	22
05	Tyler Lee		1-2	1-2	1-3	0	3	3	0	4	2	0	0	0	18
09	Harrison Beauchamp		0-0	0-0	0-0	0	0	0	0	0	0	0	0	0	3
13	Parker Applegate		0-1	0-1	0-0	0	0	0	0	0	0	0	0	0	3
23	Chris Mason		0-1	0-1	0-0	0	1	1	0	0	0	1	0	0	9
32	Luke Moore		3-9	0-5	1-1	0	0	0	1	7	2	1	0	1	20
	Team					3	4	7							
	Totals		19-67	4-41	14-21	10	25	35	19	56	11	8	2	5	200

FG % 1st Half:	12-39	30.8%	2nd half:	7-28	25.0%	Game:	19-67	28.4%
3FG % 1st Half:	4-23	17.4%	2nd half:	0-18	0.0%	Game:	4-41	9.8%
FT % 1st Half:	6-8	75.0%	2nd half:	8-13	61.5%	Game:	14-21	66.7%

Deadball Rebound: 3

Arkansas 93 • 2-1

##	Player		Total FG-FGA	3-Ptr FG-FGA	FT-FTA	Rebounds Off	Def	Tot	PF	TP	A	TO	Blk	Stl	Min
11	Karter Knox	f	5-8	4-6	5-5	3	7	10	4	19	1	2	1	1	24
23	Nick Pringle	f	3-3	0-0	3-4	1	7	8	1	9	0	1	0	0	23
01	Meleek Thomas	g	6-17	4-13	1-2	1	5	6	2	17	6	0	0	1	32
05	Darius Acuff jr.	g	9-16	3-8	0-0	0	6	6	2	21	4	2	1	0	34
21	D.J. Wagner	g	2-7	1-4	2-2	0	3	3	1	7	4	1	0	1	30
12	Malique Ewin		4-5	0-0	2-2	0	5	5	3	10	0	1	0	1	23
24	Billy Richmond III		1-2	1-1	1-2	1	3	4	0	4	0	1	0	0	20
30	Isaiah Sealy		1-5	0-2	4-5	1	5	6	4	6	2	0	0	1	14
	Team					1	0	1							
	Totals		31-63	13-34	18-22	8	41	49	17	93	17	8	2	5	200

FG % 1st Half:	15-31	48.4%	2nd half:	16-32	50.0%	Game:	31-63	49.2%
3FG % 1st Half:	7-15	46.7%	2nd half:	6-19	31.6%	Game:	13-34	38.2%
FT % 1st Half:	6-8	75.0%	2nd half:	12-14	85.7%	Game:	18-22	81.8%

Deadball Rebound: 3,1

Officials: Devyn Page,Vladimir Voyard-Tidal,K.B. Burdett Jr.
Technical fouls: Central Arkansas-None. Arkansas-None.
Attendance: 19200

Score by periods	1st	2nd	Total
Central Arkansas	34	22	**56**
Arkansas	43	50	**93**

Points	In Paint	Off T/O	2nd Chance	Fast Break	Bench
UCA	26	11	16	13	17
AR	30	9	10	30	20

Last FG - UCA 2nd-01:19, AR 2nd-01:04.
Largest lead - UCA None, AR by 38 2nd-01:04.
UCA led for 00:00. AR led for 39:21. Game was tied for 00:39.

Score tied - 0 times.
Lead changed - 0 times.

GAME 4

Samford	35	40	75
#21/21 ARKANSAS	45	34	79

Nov. 14, 2025 • Fayetteville, Ark. • Bud Walton Arena

Samford 75 • 2-2

##	Player		Total FG-FGA	3-Ptr FG-FGA	FT-FTA	Rebounds Off	Def	Tot	PF	TP	A	TO	Blk	Stl	Min
15	Dylan Faulkner	f	6-10	0-0	1-2	1	5	6	4	13	0	2	0	0	22
22	Jaxon Pollard	f	2-4	1-3	0-0	1	5	6	1	5	0	0	0	0	20
02	Jadin Booth	g	3-15	2-10	6-6	0	2	2	3	14	3	1	0	1	32
03	Keaton Norris	g	4-10	1-4	2-2	3	1	4	3	11	5	2	0	1	33
05	Cade Norris	g	6-8	3-5	0-0	1	5	6	3	15	4	0	0	1	31
00	Isaiah Campbell-Finc		1-6	0-1	0-0	0	0	0	0	2	0	2	0	0	18
04	Judson Bjornstad		0-2	0-0	0-0	0	1	1	1	0	0	0	0	0	5
08	Zion Wilburn		6-9	3-4	0-0	1	3	4	2	15	0	0	0	0	17
10	Kam Martin		0-2	0-1	0-0	0	2	2	0	0	3	1	0	1	8
35	Will Shaver		0-2	0-1	0-0	2	2	4	1	0	2	0	0	1	14
	Team					0	2	2							
	Totals		28-68	10-29	9-10	9	28	37	18	75	17	8	0	5	200

FG % 1st Half:	13-35	37.1%	2nd half:	15-33	45.5%	Game:	28-68	41.2%
3FG % 1st Half:	6-15	40.0%	2nd half:	4-14	28.6%	Game:	10-29	34.5%
FT % 1st Half:	3-4	75.0%	2nd half:	6-6	100.0%	Game:	9-10	90.0%

Deadball Rebound: 0

Arkansas 79 • 3-1

##	Player		Total FG-FGA	3-Ptr FG-FGA	FT-FTA	Rebounds Off	Def	Tot	PF	TP	A	TO	Blk	Stl	Min
11	Karter Knox	f	2-5	0-1	0-0	1	5	6	1	4	2	2	0	0	28
23	Nick Pringle	f	0-1	0-0	0-0	0	1	1	2	0	0	0	0	0	18
01	Meleek Thomas	g	5-13	1-2	6-6	1	7	8	1	17	4	2	1	2	36
05	Darius Acuff Jr.	g	7-13	2-3	4-5	2	1	3	3	20	5	2	0	0	31
21	D.J. Wagner	g	3-5	1-2	3-4	0	3	3	1	10	2	0	0	1	28
07	Trevon Brazile		6-14	1-5	2-3	1	6	7	2	15	0	1	1	0	23
12	Malique Ewin		1-3	0-0	0-0	0	0	0	2	2	0	1	1	0	7
24	Billy Richmond III		4-7	1-3	1-2	4	1	5	2	10	0	1	1	1	27
30	Isaiah Sealy		0-1	0-1	1-2	0	0	0	0	1	0	0	0	1	2
	Team					0	5	5							
	Totals		28-62	6-17	17-22	9	29	38	14	79	13	9	4	5	200

FG % 1st Half:	15-29	51.7%	2nd half:	13-33	39.4%	Game:	28-62	45.2%
3FG % 1st Half:	5-11	45.5%	2nd half:	1-6	16.7%	Game:	6-17	35.3%
FT % 1st Half:	10-12	83.3%	2nd half:	7-10	70.0%	Game:	17-22	77.3%

Deadball Rebound: 2,3

Officials: Matt Jarman,Josue Nieves,Doug Shows
Technical fouls: Samford-None. Arkansas-None.
Attendance: 19200

Score by periods	1st	2nd	Total
Samford	35	40	**75**
Arkansas	45	34	**79**

Points	In Paint	Off T/O	2nd Chance	Fast Break	Bench
SAM	32	9	10	9	17
AR	40	5	7	22	28

Last FG - SAM 2nd-00:05, AR 2nd-02:49.
Largest lead - SAM by 1 1st-17:55, AR by 15 2nd-07:08.
SAM led for 00:17. AR led for 38:47. Game was tied for 00:56.

Score tied - 1 time.
Lead changed - 2 times.

GAME 5

Winthrop	41	42	83
#21/22 ARKANSAS	43	41	84

Nov. 18, 2025 • Fayetteville, Ark. • Bud Walton Arena

Winthrop 83 • 2-3

##	Player		Total FG-FGA	3-Ptr FG-FGA	FT-FTA	Rebounds Off	Def	Tot	PF	TP	A	TO	Blk	Stl	Min
51	Logan Duncomb	c	6-10	0-0	1-2	2	2	4	5	13	2	1	1	0	22
01	Isaiah Wilson	g	0-2	0-1	0-0	0	0	0	1	0	2	2	0	0	12
02	Kareem Rozier	g	8-11	7-10	0-0	0	2	2	3	23	5	1	0	0	31
07	Daylen Berry	g	4-13	2-6	1-2	0	2	2	3	11	2	2	0	0	33
11	Kody Clouet	g	6-9	4-6	0-0	1	3	4	3	16	1	0	0	0	24
03	Josh Meo		1-5	0-2	2-2	0	1	1	0	4	0	1	0	0	17
04	Pharell Boyogueno		2-4	1-3	0-0	0	3	3	0	5	1	1	1	2	12
15	Tommy Kamarad		1-3	1-3	0-0	0	2	2	0	3	3	1	0	0	10
21	Tai Hamilton		0-0	0-0	0-0	0	0	0	1	0	0	0	0	0	5
23	Edward Nnamoko		1-5	0-0	0-0	2	3	5	3	2	1	1	0	0	12
25	Seifeldin Hendawy		3-5	0-1	0-0	1	3	4	1	6	1	0	0	1	22
	Team					2	1	3							
	Totals		32-67	15-32	4-6	8	22	30	20	83	18	10	2	3	200

FG % 1st Half:	16-35	45.7%	2nd half:	16-32	50.0%	Game:	32-67	47.8%
3FG % 1st Half:	7-16	43.8%	2nd half:	8-16	50.0%	Game:	15-32	46.9%
FT % 1st Half:	2-2	100.0%	2nd half:	2-4	50.0%	Game:	4-6	66.7%

Deadball Rebound: 2

Arkansas 84 • 4-1

##	Player		Total FG-FGA	3-Ptr FG-FGA	FT-FTA	Rebounds Off	Def	Tot	PF	TP	A	TO	Blk	Stl	Min
07	Trevon Brazile	f	5-6	0-0	4-4	1	7	8	1	14	2	1	4	1	35
11	Karter Knox	f	3-7	1-2	2-2	1	2	3	2	9	1	2	0	1	24
12	Malique Ewin	f	1-2	0-0	0-0	2	1	3	1	2	0	1	1	0	7
05	Darius Acuff Jr.	g	3-10	2-4	4-4	0	2	2	2	12	5	3	0	0	33
21	D.J. Wagner	g	0-5	0-2	2-2	0	1	1	1	2	1	0	1	1	19
01	Meleek Thomas		10-20	3-8	3-4	1	2	3	2	26	3	1	0	2	34
23	Nick Pringle		5-5	0-0	3-4	1	6	7	3	13	0	1	2	0	28
24	Billy Richmond III		2-3	0-1	2-2	1	0	1	1	6	1	0	0	0	20
	Team					0	5	5							
	Totals		29-58	6-17	20-22	7	26	33	13	84	13	9	8	5	200

FG % 1st Half:	14-33	42.4%	2nd half:	15-25	60.0%	Game:	29-58	50.0%
3FG % 1st Half:	3-12	25.0%	2nd half:	3-5	60.0%	Game:	6-17	35.3%
FT % 1st Half:	12-12	100.0%	2nd half:	8-10	80.0%	Game:	20-22	90.9%

Deadball Rebound: 2,1

Officials: Hunter Allen,Wil Howard,Courtney Green
Technical fouls: Winthrop-Logan Duncomb. Arkansas-Nick Pringle.
Attendance: 19200
ARK #30 & #21 - WIN #23 & #4 were ejected for leaving the bench at 0:11.9 in the 2nd half

Score by periods	1st	2nd	Total
Winthrop	41	42	**83**
Arkansas	43	41	**84**

Points	In Paint	Off T/O	2nd Chance	Fast Break	Bench
WIN	34	9	16	9	20
AR	40	10	12	16	45

Last FG - WIN 2nd-02:00, AR 2nd-00:11.
Largest lead - WIN by 5 1st-12:06, AR by 8 1st-04:30.
WIN led for 14:42. AR led for 20:09. Game was tied for 05:09.

Score tied - 11 times.
Lead changed - 9 times.

GAME 6

Jackson State	19	42	61
#21/22 ARKANSAS	47	68	115

Nov. 21, 2025 • Fayetteville, Ark. • Bud Walton Arena

Jackson St. 61 • 0-5

##	Player		Total FG-FGA	3-Ptr FG-FGA	FT-FTA	Rebounds Off	Def	Tot	PF	TP	A	TO	Blk	Stl	Min
03	Jayme Mitchell Jr.	f	1-7	1-3	4-4	1	1	2	2	7	1	1	0	0	19
21	Kobe Butler	f	1-7	0-1	0-0	3	0	3	2	2	1	2	2	2	28
10	Ebo Wilson	c	0-0	0-0	0-0	1	1	2	4	0	0	4	0	0	19
01	Dorian McMillian	g	4-11	1-5	0-0	0	0	0	0	9	0	4	0	0	17
24	Daeshun Ruffin	g	0-3	0-0	0-0	0	2	2	0	0	2	0	0	0	8
00	Tamarion Hoover		6-11	4-9	3-3	1	2	3	3	19	3	0	0	0	21
04	Devin Ree		2-3	1-2	0-0	1	2	3	2	5	0	1	0	0	17
07	Kedrick Simmons		3-7	1-3	0-0	0	1	1	2	7	2	0	0	0	24
09	Deyan Kolev		1-4	0-1	0-0	1	0	1	5	2	0	1	0	0	10
12	Delyle Williams		3-9	0-2	1-3	1	5	6	2	7	6	6	0	0	28
13	Cael Jones		1-2	1-1	0-1	0	1	1	3	3	0	0	0	0	9
	Team					3	0	3				1			
	Totals		22-64	9-27	8-11	12	15	27	25	61	15	20	2	2	200

FG % 1st Half:	7-33	21.2%	2nd half:	15-31	48.4%	Game:	22-64	34.4%
3FG % 1st Half:	3-15	20.0%	2nd half:	6-12	50.0%	Game:	9-27	33.3%
FT % 1st Half:	2-2	100.0%	2nd half:	6-9	66.7%	Game:	8-11	72.7%

Deadball Rebound: 3,2

Arkansas 115 • 5-1

##	Player		Total FG-FGA	3-Ptr FG-FGA	FT-FTA	Rebounds Off	Def	Tot	PF	TP	A	TO	Blk	Stl	Min
07	Trevon Brazile	f	2-4	0-1	4-4	1	6	7	0	8	1	0	2	1	20
11	Karter Knox	f	5-10	2-3	5-7	1	9	10	2	17	1	1	0	2	18
23	Nick Pringle	f	0-0	0-0	4-5	1	4	5	1	4	3	0	0	1	22
05	Darius Acuff Jr.	g	4-9	2-4	0-0	0	0	0	2	10	2	2	1	2	22
21	D.J. Wagner	g	6-6	2-2	2-2	0	0	0	0	16	7	1	2	3	28
00	Jaden Karuletwa		0-2	0-2	0-0	0	0	0	3	0	0	0	0	1	8
01	Meleek Thomas		4-6	2-3	3-4	0	2	2	1	13	3	1	0	0	18
02	Amere Brown		0-2	0-1	1-2	0	0	0	0	1	0	0	0	0	4
12	Malique Ewin		8-9	1-1	4-4	1	2	3	2	21	3	1	1	2	14
14	Ayden Kelley		0-0	0-0	0-0	0	0	0	0	0	0	0	0	0	3
15	Elmir Dzafic		0-0	0-0	1-2	0	0	0	0	1	0	0	0	0	4
24	Billy Richmond III		6-9	0-1	2-4	3	2	5	2	14	2	0	1	2	24
30	Isaiah Sealy		4-4	0-0	2-2	0	4	4	2	10	2	0	0	0	15
	Team					2	0	2							
	Totals		39-61	9-18	28-36	9	29	38	15	115	24	6	7	14	200

FG % 1st Half:	16-30	53.3%	2nd half:	23-31	74.2%	Game:	39-61	63.9%
3FG % 1st Half:	5-10	50.0%	2nd half:	4-8	50.0%	Game:	9-18	50.0%
FT % 1st Half:	10-13	76.9%	2nd half:	18-23	78.3%	Game:	28-36	77.8%

Deadball Rebound: 4,1

Officials: Landon Brandes,Patrick Evans,Don Daily
Technical fouls: Jackson St.-Cael Jones. Arkansas-Karter Knox.
Attendance: 19200

Score by periods	1st	2nd	Total
Jackson St.	19	42	**61**
Arkansas	47	68	**115**

Points	In Paint	Off T/O	2nd Chance	Fast Break	Bench
JSU	20	2	19	4	43
AR	56	38	12	34	60

Last FG - JSU 2nd-00:34, AR 2nd-02:58.
Largest lead - JSU by 3 1st-17:31, AR by 64 2nd-04:43.
JSU led for 01:13. AR led for 35:53. Game was tied for 02:54.

Score tied - 2 times.
Lead changed - 1 time.

GAME 7

#4/4 Duke	41	39	80
#22/21 ARKANSAS	35	36	71

Nov. 27, 2025 • Chicago, Ill. • United Center • CBS Sports Thanksgiving Classic

Duke 80 • 8-0

##	Player		Total FG-FGA	3-Ptr FG-FGA	FT-FTA	Rebounds Off	Def	Tot	PF	TP	A	TO	Blk	Stl	Min
12	Cameron Boozer	f	13-18	2-4	7-11	2	7	9	2	35	3	3	0	2	36
21	Patrick Ngongba	c	4-8	1-2	2-2	3	2	5	3	11	2	1	1	1	29
01	Caleb Foster	g	5-10	2-3	3-4	1	4	5	1	15	8	4	0	1	33
03	Isaiah Evans	g	3-10	3-9	0-0	0	5	5	2	9	0	0	0	0	31
07	Dame Sarr	g	2-6	0-3	0-0	0	2	2	2	4	0	1	0	1	17
02	Cayden Boozer		0-2	0-0	0-0	0	1	1	0	0	0	1	0	0	8
06	Maliq Brown		1-1	0-0	0-0	3	1	4	2	2	3	2	0	1	15
08	Darren Harris		0-0	0-0	0-0	0	0	0	0	0	0	0	0	0	2
14	Nikolas Khamenia		1-4	0-2	2-4	2	3	5	1	4	0	0	0	0	29
	Team					1	0	1							
	Totals		29-59	8-23	14-21	12	25	37	13	80	16	12	1	6	200

FG % 1st Half:	15-33	45.5%	2nd half:	14-26	53.8%	Game:	29-59	49.2%
3FG % 1st Half:	6-16	37.5%	2nd half:	2-7	28.6%	Game:	8-23	34.8%
FT % 1st Half:	5-7	71.4%	2nd half:	9-14	64.3%	Game:	14-21	66.7%

Deadball Rebound: 6

Arkansas 71 • 5-2

##	Player		Total FG-FGA	3-Ptr FG-FGA	FT-FTA	Rebounds Off	Def	Tot	PF	TP	A	TO	Blk	Stl	Min
07	Trevon Brazile	f	3-7	2-5	3-4	3	8	11	2	11	2	2	1	2	35
11	Karter Knox	f	1-4	0-2	0-0	1	1	2	3	2	0	1	0	1	23
23	Nick Pringle	f	1-3	0-0	1-1	1	0	1	5	3	2	1	0	0	19
05	Darius Acuff Jr.	g	8-17	4-8	1-2	0	2	2	1	21	5	1	0	1	37
21	D.J. Wagner	g	1-5	0-3	1-1	0	1	1	0	3	3	0	0	1	16
01	Meleek Thomas		5-15	3-10	0-0	0	1	1	2	13	2	0	0	2	26
12	Malique Ewin		3-7	0-0	1-1	2	1	3	3	7	1	1	0	0	20
24	Billy Richmond III		4-6	1-2	2-2	2	3	5	2	11	2	5	2	1	24
	Team					1	2	3				1			
	Totals		26-64	10-30	9-11	10	19	29	18	71	17	12	3	8	200

FG % 1st Half:	12-33	36.4%	2nd half:	14-31	45.2%	Game:	26-64	40.6%
3FG % 1st Half:	6-16	37.5%	2nd half:	4-14	28.6%	Game:	10-30	33.3%
FT % 1st Half:	5-7	71.4%	2nd half:	4-4	100.0%	Game:	9-11	81.8%

Deadball Rebound: 5

Officials: Ron Groover,Courtney Green,Steve Anderson
Technical fouls: Duke-None. Arkansas-None.
Attendance: 10766

Score by periods	1st	2nd	Total
Duke	41	39	**80**
Arkansas	35	36	**71**

Points	In Paint	Off T/O	2nd Chance	Fast Break	Bench
DUKE	42	12	23	5	6
AR	28	15	10	14	31

Last FG - DUKE 2nd-01:41, AR 2nd-02:58.
Largest lead - DUKE by 13 1st-01:54, AR by 7 1st-14:31.
DUKE led for 16:51. AR led for 18:10. Game was tied for 04:59.

Score tied - 7 times.
Lead changed - 4 times.

GAME 8

#6/6 Louisville	29	51	80
#25/23 ARKANSAS	47	42	89

Dec. 3, 2025 • Fayetteville, Ark. • Bud Walton Arena • ACC/SEC Challenge

Louisville 80 • 7-1

##	Player		Total FG-FGA	3-Ptr FG-FGA	FT-FTA	Rebounds Off	Def	Tot	PF	TP	A	TO	Blk	Stl	Min
13	Sananda Fru	f	7-9	0-0	0-0	4	4	8	3	14	1	1	2	0	30
00	Mikel Brown Jr.	g	7-19	2-13	6-10	0	5	5	2	22	3	2	0	0	34
01	J'Vonne Hadley	g	3-6	1-1	0-0	2	4	6	3	7	0	0	0	0	29
03	Ryan Conwell	g	4-16	3-12	4-4	0	1	1	5	15	4	5	0	0	33
10	Isaac McKneely	g	3-8	1-5	4-4	2	2	4	1	11	1	0	0	0	30
07	Kasean Pryor		2-3	0-1	0-0	0	0	0	1	4	0	0	0	1	5
09	Khani Rooths		1-4	0-2	0-0	1	2	3	0	2	0	0	0	0	9
11	Kobe Rodgers		0-0	0-0	0-0	1	1	2	4	0	0	0	0	1	9
14	Adrian Wooley		2-3	1-2	0-0	0	5	5	4	5	2	1	0	0	13
15	Aly Khalifa		0-2	0-1	0-0	0	0	0	2	0	2	0	1	0	8
	Team					2	0	2							
	Totals		29-70	8-37	14-18	12	24	36	25	80	13	9	3	2	200

FG % 1st Half:	12-36	33.3%	2nd half:	17-34	50.0%	Game:	29-70	41.4%
3FG % 1st Half:	3-20	15.0%	2nd half:	5-17	29.4%	Game:	8-37	21.6%
FT % 1st Half:	2-5	40.0%	2nd half:	12-13	92.3%	Game:	14-18	77.8%

Deadball Rebound: 3

Arkansas 89 • 6-2

##	Player		Total FG-FGA	3-Ptr FG-FGA	FT-FTA	Rebounds Off	Def	Tot	PF	TP	A	TO	Blk	Stl	Min
07	Trevon Brazile	f	8-11	3-4	2-3	1	4	5	1	21	0	1	1	2	31
11	Karter Knox	f	2-9	1-2	0-0	2	3	5	2	5	0	0	1	1	21
23	Nick Pringle	f	1-3	0-0	0-0	1	3	4	1	2	0	1	0	0	23
05	Darius Acuff Jr.	g	6-18	0-4	5-7	1	4	5	2	17	10	4	0	0	36
21	D.J. Wagner	g	2-8	1-3	0-2	0	1	1	1	5	0	1	0	1	19
01	Meleek Thomas		4-10	1-4	8-9	1	4	5	3	17	1	0	0	0	26
12	Malique Ewin		3-4	0-0	6-8	7	2	9	1	12	1	0	0	1	17
24	Billy Richmond III		2-4	0-1	6-6	1	3	4	4	10	2	2	1	0	27
	Team					4	4	8				1			
	Totals		28-67	6-18	27-35	18	28	46	15	89	14	10	3	5	200

FG % 1st Half:	14-34	41.2%	2nd half:	14-33	42.4%	Game:	28-67	41.8%
3FG % 1st Half:	5-11	45.5%	2nd half:	1-7	14.3%	Game:	6-18	33.3%
FT % 1st Half:	14-18	77.8%	2nd half:	13-17	76.5%	Game:	27-35	77.1%

Deadball Rebound: 5,2

Officials: Chuck Jones,Owen Shortt,Doug Shows
Technical fouls: Louisville-Aly Khalifa. Arkansas-Billy Richmond III.
Attendance: 19600

Score by periods	1st	2nd	Total
Louisville	29	51	**80**
Arkansas	47	42	**89**

Points	In Paint	Off T/O	2nd Chance	Fast Break	Bench
LOU	42	7	9	8	11
AR	34	14	27	8	39

Last FG - LOU 2nd-01:01, AR 2nd-01:52.
Largest lead - LOU None, AR by 20 2nd-17:30.
LOU led for 00:00. AR led for 39:33. Game was tied for 00:27.

Score tied - 0 times.
Lead changed - 0 times.

GAME 9

	Fresno State	24	34	58
#25/23	ARKANSAS	34	48	82

Dec. 6, 2025 • North Little Rock, Ark. • Simmons Bank Arena

Fresno St. 58 • 6-4

##	Player		Total FG-FGA	3-Ptr FG-FGA	FT-FTA	Rebounds Off	Def	Tot	PF	TP	A	TO	Blk	Stl	Min
35	DeShawn Gory	f	2-6	0-3	0-1	1	2	3	0	4	0	0	0	0	19
16	Wilson Jacques	c	5-9	1-1	1-2	4	10	14	2	12	3	3	1	0	32
03	Jake Heidbreder	g	1-10	0-5	6-6	0	1	1	2	8	1	1	0	2	34
04	Cameron Faas	g	3-6	0-3	0-0	0	0	0	0	6	0	0	0	0	11
10	Zaon Collins	g	2-14	0-5	0-0	1	1	2	2	4	2	4	0	0	30
05	Makhan Diouf		1-3	0-2	0-0	0	5	5	2	2	0	0	0	2	10
06	DJ Stickman		2-2	1-1	0-0	0	2	2	0	5	0	2	0	0	9
09	Gasper Kocevar		1-2	0-0	0-0	1	1	2	0	2	0	2	0	0	11
11	Jac Mani		4-7	2-4	2-2	1	5	6	4	12	0	5	0	0	17
15	David Douglas Jr.		1-4	0-2	1-2	2	2	4	1	3	0	0	0	0	12
17	Matteo Porto		0-0	0-0	0-0	0	0	0	1	0	0	0	0	0	2
21	Bastien Rieber		0-0	0-0	0-0	0	0	0	0	0	5	0	0	0	13
	Team					2	0	2							
	Totals		22-63	4-26	10-13	12	29	41	14	58	11	17	1	4	200

FG % 1st Half:	9-30	30.0%	2nd half:	13-33	39.4%	Game:	22-63	34.9%
3FG % 1st Half:	2-12	16.7%	2nd half:	2-14	14.3%	Game:	4-26	15.4%
FT % 1st Half:	4-5	80.0%	2nd half:	6-8	75.0%	Game:	10-13	76.9%

Deadball Rebound: 2

Arkansas 82 • 7-2

##	Player		Total FG-FGA	3-Ptr FG-FGA	FT-FTA	Rebounds Off	Def	Tot	PF	TP	A	TO	Blk	Stl	Min
07	Trevon Brazile	f	1-7	0-2	2-3	1	5	6	1	4	1	0	1	4	29
11	Karter Knox	f	4-9	3-5	0-0	1	3	4	2	11	3	2	1	1	24
23	Nick Pringle	f	1-2	0-0	0-0	1	6	7	2	2	1	0	0	0	23
05	Darius Acuff Jr.	g	7-12	3-6	1-2	0	5	5	1	18	8	1	0	1	34
21	D.J. Wagner	g	4-10	2-8	2-2	0	0	0	2	12	0	2	1	0	30
01	Meleek Thomas		4-12	3-7	1-2	0	1	1	2	12	1	2	0	3	21
12	Malique Ewin		4-6	0-0	1-2	3	2	5	3	9	0	0	2	0	17
24	Billy Richmond III		3-5	0-1	0-0	1	0	1	1	6	4	1	0	0	12
30	Isaiah Sealy		2-3	0-1	4-6	1	2	3	1	8	0	0	0	2	10
	Team					2	5	7							
	Totals		30-66	11-30	11-17	10	29	39	15	82	18	8	5	11	200

FG % 1st Half:	13-28	46.4%	2nd half:	17-38	44.7%	Game:	30-66	45.5%
3FG % 1st Half:	3-12	25.0%	2nd half:	8-18	44.4%	Game:	11-30	36.7%
FT % 1st Half:	5-8	62.5%	2nd half:	6-9	66.7%	Game:	11-17	64.7%

Deadball Rebound: 3,1

Officials: Michael Swooboda,Todd Austin,Olandis Poole
Technical fouls: Fresno St.-Jac Mani. Arkansas-Billy Richmond III; Trevon Brazile.
Attendance: 11534

Score by periods	1st	2nd	Total
Fresno St.	24	34	**58**
Arkansas	34	48	**82**

Points	In Paint	Off T/O	2nd Chance	Fast Break	Bench
FRESNO	32	10	10	11	24
AR	30	16	10	26	35

Last FG - FRESNO 2nd-00:29, AR 2nd-00:46.
Largest lead - FRESNO None, AR by 32 2nd-10:35.
FRESNO led for 00:00. AR led for 38:02. Game was tied for 01:58.

Score tied - 0 times.
Lead changed - 0 times.

GAME 10

#16/16	Texas Tech	49	37	86
#17/17	ARKANSAS	43	50	93

Dec. 13, 2025 • Dallas, Texas. • American Airlines Center • Revocruit Classic

Texas Tech 86 • 7-3

##	Player		Total FG-FGA	3-Ptr FG-FGA	FT-FTA	Rebounds Off	Def	Tot	PF	TP	A	TO	Blk	Stl	Min
03	LeJuan Watts	f	3-10	2-3	0-0	1	3	4	4	8	5	0	0	0	33
12	Donovan Atwell	f	2-5	2-5	0-0	0	0	0	3	6	0	0	0	1	26
15	JT Toppin	f	14-22	0-1	2-7	7	4	11	4	30	0	3	3	2	40
01	Tyeree Bryan	g	3-7	2-5	0-0	1	3	4	2	8	4	0	1	0	32
04	Christian Anderson	g	10-17	5-11	1-3	1	3	4	2	26	11	4	0	0	40
11	Jaylen Petty		3-8	2-6	0-0	1	5	6	2	8	1	0	0	1	29
	Team					3	1	4							
	Totals		35-69	13-31	3-10	14	19	33	17	86	21	7	4	4	200

FG % 1st Half:	20-35	57.1%	2nd half:	15-34	44.1%	Game:	35-69	50.7%
3FG % 1st Half:	8-15	53.3%	2nd half:	5-16	31.3%	Game:	13-31	41.9%
FT % 1st Half:	1-4	25.0%	2nd half:	2-6	33.3%	Game:	3-10	30.0%

Deadball Rebound: 3

Arkansas 93 • 8-2

##	Player		Total FG-FGA	3-Ptr FG-FGA	FT-FTA	Rebounds Off	Def	Tot	PF	TP	A	TO	Blk	Stl	Min
07	Trevon Brazile	f	8-13	4-5	4-4	3	7	10	3	24	0	2	2	0	32
11	Karter Knox	f	8-11	3-4	1-3	2	4	6	2	20	1	0	2	2	35
23	Nick Pringle	f	1-2	0-0	0-4	2	2	4	2	2	1	1	0	0	11
05	Darius Acuff Jr.	g	7-14	2-5	4-6	1	3	4	0	20	8	2	1	0	34
21	D.J. Wagner	g	2-5	0-1	0-0	0	0	0	2	4	1	1	0	1	28
01	Meleek Thomas		2-8	1-4	3-3	1	1	2	0	8	2	0	0	1	24
12	Malique Ewin		4-5	0-0	1-2	4	2	6	2	9	1	1	1	0	18
24	Billy Richmond III		1-5	0-0	4-4	2	1	3	4	6	4	0	0	2	18
	Team					1	4	5							
	Totals		33-63	10-19	17-26	16	24	40	15	93	18	7	6	6	200

FG % 1st Half:	16-30	53.3%	2nd half:	17-33	51.5%	Game:	33-63	52.4%
3FG % 1st Half:	5-11	45.5%	2nd half:	5-8	62.5%	Game:	10-19	52.6%
FT % 1st Half:	6-10	60.0%	2nd half:	11-16	68.8%	Game:	17-26	65.4%

Deadball Rebound: 4

Officials: Lucas Santos,Darron George,Brooks Wells
Technical fouls: Texas Tech-None. Arkansas-None.
Attendance: 8277

Score by periods	1st	2nd	Total
Texas Tech	49	37	**86**
Arkansas	43	50	**93**

Points	In Paint	Off T/O	2nd Chance	Fast Break	Bench
TTU	42	5	18	4	8
AR	44	11	20	18	23

Last FG - TTU 2nd-00:11, AR 2nd-00:24.
Largest lead - TTU by 10 1st-07:47, AR by 10 2nd-00:14.
TTU led for 32:04. AR led for 06:36. Game was tied for 01:20.

Score tied - 1 time.
Lead changed - 7 times.

GAME 11

	Queens	36	44	80
#14/14	ARKANSAS	60	48	108

Nov. 16, 2025 • Fayetteville, Ark. • Bud Walton Arena

Queens (NC) 80 • 5-7

##	Player		Total FG-FGA	3-Ptr FG-FGA	FT-FTA	Rebounds Off	Def	Tot	PF	TP	A	TO	Blk	Stl	Min
06	Avantae Parker	f	5-7	0-0	3-6	2	1	3	3	13	2	5	0	2	24
22	Carson Schwieger	f	3-7	3-6	0-2	1	1	2	1	9	1	0	0	0	25
00	Jordan Watford	g	2-5	0-0	7-8	1	3	4	5	11	5	3	1	2	17
01	Nasir Mann	g	7-10	0-1	2-2	3	2	5	2	16	1	0	0	1	30
11	Chris Ashby	g	1-9	0-7	0-0	0	1	1	1	2	0	1	0	0	28
03	Isaiah Henry		4-8	0-1	0-0	2	2	4	2	8	0	2	0	0	19
04	Reid Celestin		0-2	0-0	0-0	2	0	2	0	0	0	0	0	0	1
05	Kam Clark		0-1	0-1	0-0	0	0	0	0	0	0	0	0	0	1
07	Gus Larson		0-2	0-1	0-0	0	3	3	2	0	0	0	0	0	10
09	Maban Jabriel		6-7	2-2	0-0	2	4	6	1	14	0	3	0	1	20
12	Tyler Crider		0-0	0-0	0-0	0	0	0	0	0	0	0	0	0	0+
24	Yoav Berman		2-10	1-6	2-2	1	1	2	3	7	3	2	0	0	25
	Team					2	0	2				1			
	Totals		30-68	6-25	14-20	16	18	34	20	80	12	17	1	6	200

FG % 1st Half:	16-30	53.3%	2nd half:	14-38	36.8%	Game:	30-68	44.1%
3FG % 1st Half:	2-12	16.7%	2nd half:	4-13	30.8%	Game:	6-25	24.0%
FT % 1st Half:	2-4	50.0%	2nd half:	12-16	75.0%	Game:	14-20	70.0%

Deadball Rebound: 3

Arkansas 108 • 9-2

##	Player		Total FG-FGA	3-Ptr FG-FGA	FT-FTA	Rebounds Off	Def	Tot	PF	TP	A	TO	Blk	Stl	Min
07	Trevon Brazile	f	9-11	5-7	3-4	1	3	4	2	26	3	3	0	3	25
11	Karter Knox	f	3-5	1-3	4-4	1	4	5	2	11	3	1	1	1	23
23	Nick Pringle	f	5-6	0-0	4-4	3	4	7	3	14	0	2	0	2	25
05	Darius Acuff Jr.	g	8-13	4-6	3-4	0	3	3	1	23	10	0	0	3	31
21	D.J. Wagner	g	3-4	1-1	3-4	0	0	0	3	10	3	0	0	2	24
00	Jaden Karuletwa		1-2	1-2	2-2	0	1	1	0	5	0	0	0	0	2
01	Meleek Thomas		1-11	1-7	0-0	2	2	4	1	3	6	2	0	2	27
02	Amere Brown		0-0	0-0	0-0	0	0	0	0	0	0	0	0	0	1
12	Malique Ewin		0-1	0-0	0-0	1	1	2	0	0	1	2	0	0	9
14	Ayden Kelley		0-0	0-0	1-2	0	0	0	0	1	0	0	0	0	1
24	Billy Richmond III		6-10	1-2	2-3	2	3	5	1	15	0	2	0	0	25
30	Isaiah Sealy		0-1	0-0	0-0	0	1	1	2	0	0	1	1	0	7
	Team					0	1	1				1			
	Totals		36-64	14-28	22-27	10	23	33	15	108	26	14	2	13	200

FG % 1st Half:	21-35	60.0%	2nd half:	15-29	51.7%	Game:	36-64	56.3%
3FG % 1st Half:	10-17	58.8%	2nd half:	4-11	36.4%	Game:	14-28	50.0%
FT % 1st Half:	8-8	100.0%	2nd half:	14-19	73.7%	Game:	22-27	81.5%

Deadball Rebound: 5,2

Officials: Chuck McCoy,Chuck Jones,Steven Anderson
Technical fouls: Queens (NC)-None. Arkansas-None.
Attendance: 19200

Score by periods	1st	2nd	Total
Queens (NC)	36	44	**80**
Arkansas	60	48	**108**

Points	In Paint	Off T/O	2nd Chance	Fast Break	Bench
QUEENS	42	17	16	14	29
AR	42	25	17	32	24

Last FG - QUEENS 2nd-01:30, AR 2nd-01:07.
Largest lead - QUEENS by 5 1st-18:59, AR by 36 2nd-08:15.
QUEENS led for 03:23. AR led for 36:08. Game was tied for 00:29.

Score tied - 0 times.
Lead changed - 1 time.

GAME 12

#8/8	Houston	49	45	94
#14/14	ARKANSAS	41	44	85

Dec. 20, 2025 • Newark, N.J. • Prudential Center • Never Forget Tribute Classic

Houston 94 • 11-1

##	Player		Total FG-FGA	3-Ptr FG-FGA	FT-FTA	Rebounds Off	Def	Tot	PF	TP	A	TO	Blk	Stl	Min
11	Joseph Tugler	f	4-5	0-0	0-0	2	2	4	4	8	1	0	0	4	15
05	Chris Cenac Jr	c	4-8	1-1	0-0	1	6	7	3	9	0	0	0	0	23
04	Kingston Flemings	g	7-15	0-2	7-8	2	4	6	4	21	5	1	0	3	36
07	Milos Uzan	g	5-10	2-4	1-4	0	1	1	2	13	4	1	1	0	39
21	Emanuel Sharp	g	6-13	3-9	7-9	1	2	3	3	22	1	2	0	0	32
01	Isiah Harwell		2-3	2-3	0-0	1	1	2	2	6	2	0	0	0	10
03	Ramon Walker Jr.		3-6	2-4	4-4	1	3	4	1	12	0	1	0	0	27
08	Cedric Lath		0-0	0-0	0-0	1	1	2	4	0	0	1	1	0	9
24	Chase McCarty		1-1	1-1	0-0	0	0	0	0	3	0	1	0	0	6
25	Mercy Miller		0-1	0-1	0-0	0	0	0	1	0	0	0	0	0	3
	Team					1	3	4				2			
	Totals		32-62	11-25	19-25	10	23	33	24	94	13	9	2	7	200

FG % 1st Half:	17-32	53.1%	2nd half:	15-30	50.0%	Game:	32-62	51.6%
3FG % 1st Half:	5-12	41.7%	2nd half:	6-13	46.2%	Game:	11-25	44.0%
FT % 1st Half:	10-15	66.7%	2nd half:	9-10	90.0%	Game:	19-25	76.0%

Deadball Rebound: 3,1

Arkansas 85 • 9-3

##	Player		Total FG-FGA	3-Ptr FG-FGA	FT-FTA	Rebounds Off	Def	Tot	PF	TP	A	TO	Blk	Stl	Min
07	Trevon Brazile	f	1-3	0-1	3-4	2	4	6	2	5	0	1	1	0	22
11	Karter Knox	f	1-6	1-5	0-0	0	2	2	2	3	1	1	0	0	28
23	Nick Pringle	f	0-0	0-0	0-2	1	1	2	0	0	0	1	0	0	9
05	Darius Acuff Jr.	g	9-15	1-3	8-11	1	4	5	3	27	7	4	1	1	39
21	D.J. Wagner	g	4-10	3-6	0-0	0	1	1	4	11	2	1	0	0	35
01	Meleek Thomas		3-8	1-3	0-0	1	0	1	2	7	1	2	0	0	15
12	Malique Ewin		5-9	0-0	10-17	3	6	9	2	20	1	2	2	0	28
24	Billy Richmond III		5-6	2-2	0-1	0	2	2	3	12	1	0	0	2	24
	Team					4	2	6							
	Totals		28-57	8-20	21-35	12	22	34	18	85	13	12	4	3	200

FG % 1st Half:	15-28	53.6%	2nd half:	13-29	44.8%	Game:	28-57	49.1%
3FG % 1st Half:	3-8	37.5%	2nd half:	5-12	41.7%	Game:	8-20	40.0%
FT % 1st Half:	8-13	61.5%	2nd half:	13-22	59.1%	Game:	21-35	60.0%

Deadball Rebound: 7,1

Officials: Tommy Johnson,Darron George,Joe Lindsay
Technical fouls: Houston-None. Arkansas-None.
Attendance: 6246

Score by periods	1st	2nd	Total
Houston	49	45	**94**
Arkansas	41	44	**85**

Points	In Paint	Off T/O	2nd Chance	Fast Break	Bench
UH	38	19	16	7	21
AR	36	9	15	7	39

Last FG - UH 2nd-02:37, AR 2nd-00:13.
Largest lead - UH by 21 1st-09:34, AR by 2 1st-19:37.
UH led for 37:14. AR led for 01:14. Game was tied for 01:32.

Score tied - 2 times.
Lead changed - 3 times.

GAME 13

James Madison	28	46	74
#18/18 ARKANSAS	48	55	103

Dec. 29, 2025 • Fayetteville, Ark. • Bud Walton Arena

James Madison 74 • 7-7

##	Player		Total FG-FGA	3-Ptr FG-FGA	FT-FTA	Rebounds Off	Def	Tot	PF	TP	A	TO	Blk	Stl	Min
03	Eddie Ricks III	f	1-4	0-1	2-2	2	4	6	1	4	2	2	0	0	25
21	Justin McBride	f	5-10	1-4	2-2	0	5	5	3	13	1	3	1	0	34
33	Gabe Newhof	f	2-5	0-0	0-0	2	1	3	3	4	0	0	0	0	15
02	Bradley Douglas	g	7-17	4-10	1-2	1	1	2	4	19	4	5	0	2	36
10	Cliff Davis	g	3-6	3-6	0-0	0	0	0	0	9	2	0	0	0	23
00	Christian Brown		2-2	0-0	2-2	2	2	4	3	6	0	1	2	0	19
01	Paul Jones III		2-6	2-6	3-5	1	0	1	0	9	2	1	0	0	18
05	Justin Taylor		0-0	0-0	1-2	0	0	0	0	1	0	0	0	0	2
11	Paul Lewis		0-1	0-0	0-0	0	1	1	0	0	0	0	0	0	1
12	Kose Egbule		0-1	0-1	0-0	0	0	0	1	0	0	0	0	0	2
13	Preston Fowler		2-5	2-4	2-2	1	3	4	3	8	1	0	0	0	19
25	Eli Wilborn		0-1	0-0	1-2	3	0	3	2	1	1	0	0	2	6
	Team					0	1	1				2			
	Totals		24-58	12-32	14-19	12	18	30	20	74	13	14	3	4	200

FG % 1st Half:	11-29	37.9%	2nd half:	13-29	44.8%	Game:	24-58	41.4%
3FG % 1st Half:	5-16	31.3%	2nd half:	7-16	43.8%	Game:	12-32	37.5%
FT % 1st Half:	1-2	50.0%	2nd half:	13-17	76.5%	Game:	14-19	73.7%

Deadball Rebound: 2

Arkansas 103 • 10-3

##	Player		Total FG-FGA	3-Ptr FG-FGA	FT-FTA	Rebounds Off	Def	Tot	PF	TP	A	TO	Blk	Stl	Min
07	Trevon Brazile	f	3-6	0-2	2-2	1	6	7	2	8	3	1	3	2	27
11	Karter Knox	f	3-7	1-2	0-0	1	3	4	1	7	1	0	0	0	18
23	Nick Pringle	f	1-1	0-0	2-4	5	1	6	1	4	2	0	1	1	19
05	Darius Acuff Jr.	g	7-12	3-6	0-0	0	1	1	2	17	6	1	0	0	29
21	D.J. Wagner	g	4-8	4-5	2-4	0	0	0	1	14	4	0	0	0	26
00	Jaden Karuletwa		0-0	0-0	0-0	0	0	0	1	0	0	0	0	0	3
01	Meleek Thomas		8-16	6-10	6-7	1	1	2	2	28	0	0	0	0	27
02	Amere Brown		0-0	0-0	0-2	0	0	0	0	0	0	0	0	0	1
12	Malique Ewin		3-5	0-0	5-8	3	6	9	2	11	1	1	2	3	19
14	Ayden Kelley		1-1	1-1	0-0	0	0	0	0	3	0	0	0	0	1
15	Elmir Dzafic		0-0	0-0	1-2	1	0	1	2	1	0	1	0	0	3
24	Billy Richmond III		4-6	0-2	0-0	0	4	4	0	8	6	2	0	1	21
30	Isaiah Sealy		0-0	0-0	2-2	0	2	2	1	2	1	0	0	0	6
	Team					0	1	1							
	Totals		34-62	15-28	20-31	12	25	37	15	103	24	6	6	7	200

FG % 1st Half:	17-34	50.0%	2nd half:	17-28	60.7%	Game:	34-62	54.8%
3FG % 1st Half:	7-17	41.2%	2nd half:	8-11	72.7%	Game:	15-28	53.6%
FT % 1st Half:	7-10	70.0%	2nd half:	13-21	61.9%	Game:	20-31	64.5%

Deadball Rebound: 9

Officials: Shaun Seales,Wil Howard,Jeb Hartness
Technical fouls: James Madison-None. Arkansas-None.
Attendance: 19200

Score by periods	1st	2nd	Total
James Madison	28	46	**74**
Arkansas	48	55	**103**

Points	In Paint	Off T/O	2nd Chance	Fast Break	Bench
JMU	24	8	13	5	25
AR	32	21	16	31	53

Last FG - JMU 2nd-00:50, AR 2nd-00:31.
Largest lead - JMU by 3 1st-17:18, AR by 33 2nd-03:42.
JMU led for 01:14. AR led for 35:27. Game was tied for 03:19.

Score tied - 3 times.
Lead changed - 2 times.

GAME 14

#19/20 Tennessee	36	39	75
#18/18 ARKANSAS	37	49	86

Jan. 3, 2026 • Fayetteville, Ark. • Bud Walton Arena

Tennessee 75 • 10-4,0-1 SEC

##	Player		Total FG-FGA	3-Ptr FG-FGA	FT-FTA	Rebounds Off	Def	Tot	PF	TP	A	TO	Blk	Stl	Min
06	DeWayne Brown II	f	3-7	0-0	0-0	3	1	4	1	6	0	2	0	0	16
10	Nate Ament	f	4-9	0-1	5-11	1	2	3	2	13	3	1	0	2	31
34	Felix Okpara	c	1-3	0-0	1-2	0	7	7	4	3	1	1	2	0	31
00	Ja'Kobi Gillespie	g	5-15	2-7	2-2	0	2	2	4	14	4	1	0	2	35
03	Bishop Boswell	g	2-3	1-2	1-2	2	2	4	4	6	3	0	0	2	21
01	Amari Evans		7-7	1-1	1-2	1	2	3	0	16	1	1	0	3	22
13	J.P. Estrella		3-3	1-1	2-2	2	2	4	2	9	1	1	0	0	11
23	Jaylen Carey		3-8	0-0	0-2	1	2	3	1	6	0	2	0	0	17
35	Ethan Burg		0-0	0-0	0-0	0	0	0	2	0	0	2	0	1	5
77	Amaree Abram		1-4	0-1	0-0	1	2	3	2	2	0	1	0	1	11
	Team					0	0	0				2			
	Totals		29-59	5-13	12-23	11	22	33	22	75	13	14	2	11	200

FG % 1st Half:	16-30	53.3%	2nd half:	13-29	44.8%	Game:	29-59	49.2%
3FG % 1st Half:	2-7	28.6%	2nd half:	3-6	50.0%	Game:	5-13	38.5%
FT % 1st Half:	2-8	25.0%	2nd half:	10-15	66.7%	Game:	12-23	52.2%

Deadball Rebound: 6

Arkansas 86 • 11-3,1-0 SEC

##	Player		Total FG-FGA	3-Ptr FG-FGA	FT-FTA	Rebounds Off	Def	Tot	PF	TP	A	TO	Blk	Stl	Min
07	Trevon Brazile	f	3-10	0-5	1-2	2	5	7	1	7	0	2	1	2	38
11	Karter Knox	f	3-8	1-5	4-5	4	3	7	2	11	0	1	1	1	27
23	Nick Pringle	f	0-0	0-0	2-2	0	1	1	4	2	0	1	1	0	13
05	Darius Acuff Jr.	g	9-16	3-7	8-9	0	3	3	0	29	4	4	1	1	36
21	D.J. Wagner	g	0-3	0-1	2-2	0	2	2	0	2	2	1	2	0	14
01	Meleek Thomas		6-13	3-4	3-3	0	3	3	2	18	1	1	0	3	30
12	Malique Ewin		2-4	0-0	8-8	3	3	6	3	12	0	4	4	1	27
24	Billy Richmond III		2-5	0-1	1-2	0	0	0	4	5	0	0	0	0	15
	Team					3	4	7							
	Totals		25-59	7-23	29-33	12	24	36	16	86	7	14	10	8	200

FG % 1st Half:	15-33	45.5%	2nd half:	10-26	38.5%	Game:	25-59	42.4%
3FG % 1st Half:	3-11	27.3%	2nd half:	4-12	33.3%	Game:	7-23	30.4%
FT % 1st Half:	4-6	66.7%	2nd half:	25-27	92.6%	Game:	29-33	87.9%

Deadball Rebound: 4

Officials: Bharat Ramnanan,Olandis Poole,Doug Shows
Technical fouls: Tennessee-None. Arkansas-None.
Attendance: 19200

Score by periods	1st	2nd	Total
Tennessee	36	39	**75**
Arkansas	37	49	**86**

Points	In Paint	Off T/O	2nd Chance	Fast Break	Bench
UT	44	11	14	24	33
AR	32	18	11	18	35

Last FG - UT 2nd-00:35, AR 2nd-02:09.
Largest lead - UT by 7 1st-17:35, AR by 14 2nd-01:13.
UT led for 13:24. AR led for 20:25. Game was tied for 06:11.

Score tied - 10 times.
Lead changed - 11 times.

GAME 15

Ole Miss	32	55	87
#15/15 ARKANSAS	42	52	96

Jan. 7, 2025 • Oxford, Miss. • Black Pavilion at Ole Miss

Arkansas 94 • 12-3,2-0 SEC

##	Player		Total FG-FGA	3-Ptr FG-FGA	FT-FTA	Rebounds Off	Def	Tot	PF	TP	A	TO	Blk	Stl	Min
07	Trevon Brazile	f	5-6	4-5	4-7	1	5	6	3	18	1	0	0	1	31
11	Karter Knox	f	4-8	2-5	0-0	2	4	6	3	10	2	2	1	1	30
23	Nick Pringle	f	2-3	0-0	2-2	3	2	5	3	6	0	2	0	1	21
05	Darius Acuff Jr.	g	7-18	1-4	11-12	0	0	0	2	26	9	3	1	2	33
21	D.J. Wagner	g	1-5	0-3	1-1	0	2	2	1	3	4	1	0	0	21
01	Meleek Thomas		5-12	2-6	1-2	0	1	1	1	13	2	2	0	2	25
12	Malique Ewin		2-3	0-0	1-4	1	1	2	1	5	0	1	0	0	15
24	Billy Richmond III		5-5	1-1	2-2	3	3	6	2	13	1	0	0	0	24
	Team					4	5	9							
	Totals		31-60	10-24	22-30	14	23	37	16	94	19	11	2	7	200

FG % 1st Half:	17-31	54.8%	2nd half:	14-29	48.3%	Game:	31-60	51.7%
3FG % 1st Half:	5-11	45.5%	2nd half:	5-13	38.5%	Game:	10-24	41.7%
FT % 1st Half:	3-4	75.0%	2nd half:	19-26	73.1%	Game:	22-30	73.3%

Deadball Rebound: 4

Ole Miss 87 • 8-7,0-2 SEC

##	Player		Total FG-FGA	3-Ptr FG-FGA	FT-FTA	Rebounds Off	Def	Tot	PF	TP	A	TO	Blk	Stl	Min
00	Malik Dia	f	6-11	0-2	4-6	2	4	6	4	16	1	2	2	2	27
04	James Scott	f	3-3	0-0	0-0	1	2	3	3	6	2	1	1	0	24
06	Ilias Kamardine	g	6-12	2-6	2-2	2	2	4	1	16	4	4	0	3	26
08	Eduardo Klafke	g	4-5	1-2	2-2	1	0	1	2	11	3	1	1	2	19
23	Patton Pinkins	g	2-8	1-4	5-6	0	3	3	3	10	0	1	0	0	25
01	Corey Chest		0-0	0-0	0-0	0	0	0	1	0	0	0	0	0	6
02	AJ Storr		5-10	0-2	2-2	0	1	1	2	12	2	0	1	0	19
03	Koren Johnson		1-1	1-1	0-0	0	0	0	0	3	1	0	0	0	6
11	Travis Perry		1-3	1-3	0-0	1	0	1	1	3	2	0	0	0	17
13	Kezza Giffa		2-4	2-3	0-0	0	1	1	2	6	1	1	0	1	14
31	Zach Day		0-2	0-2	0-0	0	0	0	0	0	2	0	0	0	6
88	Augusto Cassia		1-2	0-1	2-3	0	3	3	3	4	1	0	0	0	11
	Team					1	3	4							
	Totals		31-61	8-26	17-21	8	19	27	22	87	19	10	5	8	200

FG % 1st Half:	12-29	41.4%	2nd half:	19-32	59.4%	Game:	31-61	50.8%
3FG % 1st Half:	4-15	26.7%	2nd half:	4-11	36.4%	Game:	8-26	30.8%
FT % 1st Half:	4-5	80.0%	2nd half:	13-16	81.3%	Game:	17-21	81.0%

Deadball Rebound: 3

Officials: Todd Austin,Vladimir Voyard-Tadal,Owen Shortt
Technical fouls: Arkansas-None. Ole Miss-None.
Attendance: 8012

Score by periods	1st	2nd	Total
Arkansas	42	52	**94**
Ole Miss	32	55	**87**

Points	In Paint	Off T/O	2nd Chance	Fast Break	Bench
AR	34	17	14	8	31
UM	28	12	6	9	28

Last FG - AR 2nd-00:35, UM 2nd-01:01.
Largest lead - AR by 16 2nd-07:35, UM by 2 1st-15:36.
AR led for 37:38. UM led for 00:21. Game was tied for 02:01.

Score tied - 2 times.
Lead changed - 2 times.