ARKANSAS STATE BASEBALL

BASEBALL CONTACT: CALEB GARNER (RGARNER@ASTATE.EDU) | W: 870-972-2707 | C: 870-316-3382 | @ASTATEBASEBALL | #WOLVESUP

TUESDAY, MAY 11, 2021 • 6:30 P.M. CT • BAUM-WALKER STADIUM • FAYETTEVILLE, ARKANSAS

ARKANSAS STATE RED WOLVES

16-24 OVERALL | 8-10 SUN BELT

Streak: L1 | **Home:** 9-5 | **Away:** 7-19
Last Result: vs Georgia Southern (L 3-2)

Head Coach: Tommy Raffo
Career Record/Yrs: 327-349-1 (13)
A-State Record/Yrs: Same

GAME 41

- AT -

36-9 OVERALL | 17-7 SEC

Streak: W1| **Home:** 22-5 | **Away:** 11-4 | **Neutral:** 3-0
Last Result: vs Georgia (W 5-3)

Head Coach: Dave Van Horn
Record at UA/Yrs: 1,107-566 (28)
Career Record/Yrs: 736-398 (19)

#1 ARKANSAS RAZORBACKS

SCHEDULE/RESULTS

SBC: 8-10 | Non-Conference: 7-14
Home: 9-5 | Away: 7-19 | Neutral: 0-0

All times CT

FEBRUARY				
Wed.	23	at #1 Ole Miss		L, 12-1
Fri.	**26**	**UT MARTIN**		**CAN.**
Sat.	**27**	**UT MARTIN (DH)**	E+	**L, 21-5**
Sat.	**27**	**UT MARTIN (DH)**		**L, 8-5**
MARCH				
Tues.	2	at Murray State	E+	L, 9-6
Fri.	6	at Abilene Christian		L, 26-3
Sat.	7	at Abilene Christian		L, 6-5 (10)
Sun.	8	at Abilene Christian		L, 9-4
Tues.	**9**	**MISSOURI STATE**	E+	**W, 10-2**
Wed.	**10**	**MISSOURI STATE**	E+	**W, 7-3**
Sun.	14	at Oklahoma [DH-1]		W, 15-14
Sun.	14	at Oklahoma [DH-2]		L, 9-1
Mon.	15	at Oklahoma		L, 12-6
Fri.	19	at Appalachian State*	E+	L, 5-4
Sat.	20	at Appalachian State*	E+	L, 8-3
Sun.	21	at Appalachian State*	E+	L, 12-2 (7)
Tues.	**23**	**MURRAY STATE**		**W, 3-1**
Fri.	26	at Illinois State	E+	L, 6-3
Sat.	27	at Illinois State		L, 10-9
Sun.	28	at Illinois State	E+	W, 13-6
APRIL				
Thu.	**1**	**LITTLE ROCK***	E+	**W, 10-2**
Fri.	**2**	**LITTLE ROCK***	E+	**W, 4-0**
Sat.	**3**	**LITTLE ROCK***	E+	**W, 10-6**
Tues.	**6**	**CENTRAL ARKANSAS**		**PPD**
Fri.	9	at Louisiana*	E+	L, 10-3
Sat.	10	at Louisiana*	E+	L, 9-0
Sun.	11	at Louisiana*		W, 16-11
Tues.	13	at #3 Mississippi State	SECN+	L, 18-10
Fri.	**17**	**UT ARLINGTON***	E+	**L, 7-5**
Sat.	**18**	**UT ARLINGTON***	E+	**L, 9-2**
Sun.	**19**	**UT ARLINGTON***	E+	**W, 5-3**
Tues.	20	at Central Arkansas		L, 5-3
Fri.	23	at Texas State*	E+	L, 11-4
Sat.	24	at Texas State*		L, 6-5
Sun.	25	at Texas State*		W, 12-1
Fri.	30	at Austin Peay		W, 12-7
MAY				
Sat.	1	at Austin Peay		W, 11-5
Sun.	2	at Austin Peay		W, 9-4
Tues.	4	at #9 Ole Miss	SECN+	L, 15-12
Fri.	**7**	**GEORGIA SOUTHERN***	E+	**W, 6-1**
Sat.	**8**	**GEORGIA SOUTHERN***		**W, 4-0**
Sat.	**8**	**GEORGIA SOUTHERN***	E+	**L, 3-2**
Tues.	11	at #1 Arkansas	SECN+	6:30 PM
Fri.	14	at Troy*	E+	6:00 PM
Sat.	15	at Troy*	E+	3:00 PM
Sun.	16	at Troy*	E+	1:00 PM
Thu.	**20**	**ULM***	E+	**6:00 PM**
Fri.	**21**	**ULM***	E+	**6:00 PM**
Sat.	**22**	**ULM***	E+	**1:00 PM**

* - Sun Belt Conference Game

GAME INFORMATION

SERIES HISTORY

Overall	First meeting
Current Streak	N/A
First Meeting Score	First meeting
Date/Location	N/A
Last Meeting	N/A

TV

SEC Network+

Talent	Brett Dolan (PxP) Troy Eklund (Analyst)

RADIO

EAB Red Wolves Sports Network

Station	95.3 The Ticket
Play-by-Play	Matt Stolz

LIVE STATS

AStateStats.com

UP NEXT

at Troy | Troy, Alabama
Friday, May 14 - 6 p.m. (ESPN+)
Saturday, May 15 - 3 p.m. (ESPN+)
Sunday, May 16 - 1 p.m. (ESPN+)

LEADING OFF

• The 2021 campaign marks the program's 74th season with the Red Wolves amassing a 1,350-1,663-10 all-time record dating back to the 1948 season.
• The Red Wolves are entering the week having won six of their last eight after taking two from (RV) Georgia Southern over the weekend.
• Tuesday's contest is of the historic variety, as A-State will be taking on Arkansas for the first time in the history of the two programs. ***MORE ON PAGE 3.***
• A-State has won six of their last eight games, hitting .317 over that stretch while holding foes to a .243 clip with a 3.17 ERA. Liam Hicks leads the team during that span, hitting .467 with three doubles, three homers and 10 RBI with an .867 slugging percentage.
• The Red Wolves have improved tremendously across the board since April 1. ***MORE ON PAGE 5.***
• **Ben Klutts** is riding a team-best seven game hitting streak, during which he has recorded multiple hits in every game.
• **Liam Hicks** has reached base in 47 of his 48 career games at Arkansas State, and is among the toughest in the nation to strike out (34th) and ranks eighth nationally in on-base percentage. He enters Tuesday inside the top five in the Sun Belt in six offensive categories. ***MORE ON PAGE 3***.
• A-State pitching has tossed seven quality starts in its last nine weekend games, including three apiece by Carter Holt and Will Nash.
• A-State enters the week leading the Sun Belt Conference in on-base percentage and in runs per game, while being second in homers per game and total runs scored. ***MORE ON PAGE 7***.
• **Drew Tipton** is rising up the Arkansas State career charts in multiple categories. Tipton also ranks inside the top 50 among the NCAA's active career leaders in multiple statistics. ***MORE ON PAGE 7***.
• **Tyler Duncan** currently ranks inside the top 10 in the conference in seven offensive categories - top 40 nationally in two. ***MORE ON PAGE 3***.

ON THE BUMP

30 Tyler **JEANS**
Fr. | RHP | 6-4 | 195 | Texarkana, Ark.

W-L	ERA	IP	SO
1-2	6.41	26.2	25

Last 2 Starts:
> 4/13 at Mississippi State: ND - 4.0 IP, 2 R, 2 H, 1 K, 2 BB
> 5/4 at Ole Miss: L - 3.0 IP, 6 H, 4 ER, 2 K, 1 BB

2021 STATS: 13 GP/2 GS, 6.41 ERA, 26.2 IP, 25 K, 24 BB, .286 B/AVG
CAREER: Same

LAST WEEKEND...

• Over the weekend, Arkansas State stifled one of the hottest teams in the country, taking two from (RV) Georgia Southern in Jonesboro.
• The Red Wolves got quality starts out of all three starters on the weekend, while utilizing the home run ball in Friday's game en route to a 6-1 triumph.
• In the first half of a Saturday doubleheader, A-State delivered the Eagles their first shutout in 55 games, cruising to a 4-0 lead. Georgia Southern would bounce back in the series finale to stave off the sweep, holding off A-State for a 3-2 win.
• A-State was especially strong defensively when facing runners in scoring position, holding the Eagles to just 1-for-17 with runners in scoring position and not allowing Georgia Southern a bases-loaded opportunity. The Red Wolves' staff was as solid as it's been all season - holding the Eagles to just two earned runs the entire weekend.

NUMERICAL ROSTER

No.	Name	B/T	Pos.	Yr.	Ht.	Wt.	Hometown/Last School
1	Eli Davis	L/L	OF	So.	6-1	195	Brighton, Tenn. (Brighton HS)
2	Drew Tipton	R/R	OF	R-Sr.	5-11	185	Bryant, Ark. (Bryant HS)
3	Garrett Olson	R/R	INF	So.	5-9	175	Lincoln, Neb. (Southeast [Neb.] CC)
4	Jared Toler	L/R	INF	Fr.	6-1	175	Benton, Ark. (Harmony Grove HS)
5	Tyler Duncan	L/R	OF	Sr.	6-4	225	Sooke, B.C. (Crowder CC)
6	Blake McCutchen	R/R	INF	Jr.	6-0	175	Cabot, Ark. (Dyersburg State CC)
7	Andrew Leggo	R/R	INF	Jr.	6-0	200	Waterloo, Ont. (St. David's Secondary)
8	Parker Rowland	L/R	C	Fr.	6-1	215	Owasso, Okla. (Bishop Kelly HS)
9	Ben Klutts	R/R	INF	Jr.	6-3	205	Poteau, Okla. (Carl Albert State College)
10	Jacob Hager	R/R	INF	Fr.	6-0	190	Festus, Mo. (Lutheran HS South)
11	Brandon Hager	R/R	C	Fr.	6-1	200	Festus, Mo. (Lutheran HS South)
12	Brandon Ulmer	L/R	OF	Fr.	5-10	175	Booneville, Ark. (Booneville HS)
13	Walker Williams	L/L	LHP	Fr.	5-10	175	Springdale, Ark. (Shiloh Christian HS)
14	Sam Fagan	R/R	OF	Fr.	6-3	205	Jonesboro, Ark. (Valley View HS)
15	Liam Hicks	L/R	C	Jr.	6-0	200	Toronto, Ont. (Mineral Area CC)
16	Brandon Anderson	R/R	RHP	Jr.	6-1	205	Omaha, Neb. (Neosho CC)
17	Jared Wilson	R/R	RHP	Jr.	6-2	180	Kansas City, Mo. (Cowley County CC)
18	Will Nash	R/R	RHP	Jr.	5-11	195	Wheatley, Ark. (Southwest Tenn. St. CC)
19	John Hoskyn	R/R	C	Fr.	5-11	200	Stuttgart, Ark. (Stuttgart HS)
20	Carter Holt	R/R	RHP	Jr.	6-5	225	Jackson, Tenn. (Jackson Christian)
21	Jack Jumper	R/R	RHP	Sr.	6-4	200	Benton, Ark. (Benton HS)
23	Will Gross	R/R	RHP	Fr.	6-0	215	Mountain Home, Ark. (Mountain Home HS)
24	Max Charlton	R/R	RHP	Fr.	6-2	185	Lenexa, Kan. (St. James Academy)
25	Phillip Bryant	R/R	RHP	R-Fr.	6-0	195	Little Rock, Ark. (Kansas City CC)
26	Jake Gish	R/R	INF	Fr.	6-0	195	Waterloo, Neb. (Elkhorn South HS)
27	Kollin Stone	R/R	R/R	Sr.	6-0	185	Lake City, Ark. (Mineral Area CC)
28	Josh Albat	R/R	RHP	Fr.	6-1	195	Vilonia, Ark. (Vilonia HS)
29	Max Gehler	R/R	RHP	Jr.	5-11	185	Colleyville, Texas (Howard CC)
30	Tyler Jeans	R/R	RHP	Fr.	6-4	195	Texarkana, Ark. (Pleasant Grove HS)
31	Jaden Woolbright	R/R	RHP	Fr.	6-2	200	Benton, Ark. (Benton HS)
32	Sky-Lar Culver	L/R	INF	Sr.	6-4	220	Mountain Home, Ark. (Allen CC)
33	Brandon Hudson	R/R	RHP	So.	6-4	170	Roland, Ark. (Northern Okla. College Enid)
34	Jaylon Deshazier	R/R	OF	Jr.	6-2	210	Pine Bluff, Ark. (Pine Bluff HS)
35	Andrew McGlynn	R/R	RHP	So.	6-3	200	Rogers, Ark. (Allen CC)
36	Zech Jarrard	R/R	RHP	Sr.	6-3	210	Temple City, Calif. (East Los Angeles JC)
37	Will Gilmer	R/R	RHP	Fr.	6-1	190	Sikeston, Mo. (Sikeston HS)
38	Will Huber	L/R	INF	So.	6-3	190	Cordova, Tenn. (St. Benedict at Auburndale HS)
39	Jake Algee	R/R	RHP	Fr.	6-0	185	Brookland, Ark. (Brookland HS)
40	Tristan Camp	R/R	RHP	R-Fr.	6-0	205	Montgomery City, Mo. (Montgomery Co. HS)
41	Bryce Bartlett	R/R	RHP	So.	6-0	200	Searcy, Ark. (Crowder CC)

Head Coach	Assistant Coach	Assistant Coach	Volunteer Assistant
Tommy Raffo	**Rick Guarno**	**Rowdy Hardy**	**Zach George**
13th season	**4th season**	**4th season**	**1st season**

QUICK FACTS

THE UNIVERSITY

Location ..... Jonesboro, Ark.
Founded 1909
Enrollment 14,085
Colors ..... Scarlet & Black
Nickname ..... Red Wolves
Conference ..... Sun Belt
President ..... Dr. Charles Welch
Chancellor ..... Dr. Kelly Damphousse
VC/Intercollegiate Athletics ..... Tom Bowen
Athletics Department Phone 870-972-3880
Ticket Office Phone 870-972-2781

PROGRAM HISTORY

First year of Baseball 1948
All-time record ..... 1,350-1,663-10(73)
All-time SBC record 340-437-2
SBC Regular Season Championships 0
SBC Tournament Championships 1 (1994)
NCAA D1 appearances ..... 2 ('70 & '94)
NCAA playoff appearances ..... 4 ('67, '68, '70, '94)

2020-21 TEAM

Letterwinners Returning/Lost 20/9
Starters Returning/Lost 2/3
2020 ..... 7-9 (H: 6-7; A: 1-2)
2020 Sun Belt Finish ..... 0 - 0

MEDIA RELATIONS

Baseball Contact ..... Caleb Garner
E-mail ..... RGarner@astate.edu
Work phone 870-972-2707
Cell Phone 870-316-3382
Website ..... AStateRedWolves.com

PRONUNCIATION GUIDE

Brandon **ULMER** ..... ULL-mer
John **HOSKYN** ..... HOSS-kin
Josh **ALBAT** ..... AL-but
SKY-LAR Culver ..... SKYLAR
ZECH JARRARD ..... ZACH Jer-rard
Jaylon **DESHAZIER** ..... Duh-SHAY-zure
Jake **ALGEE** ..... like "algae" the aquatic plant
Max **GEHLER** ..... like "Gellar" (hard G sound)
Max **CHARLTON** ..... CHARL-ton
Sam **FAGAN** ..... FAY-gan

AT

SERIES HISTORY

First Meeting

► Arkansas State is set to face in-state foe Arkansas for the first time ever in the history of the two programs.
► The Red Wolves have faced every Division I program in the state of Arkansas other than the Razorbacks, but that will all change Tuesday night.
► Tuesday will mark the second time this season that A-State will face the No. 1 team in the country, after opening the 2021 campaign at then-top-ranked Ole Miss on Feb. 24.

KNOW THE FOE: ARKANSAS

► Arkansas is entering Tuesday coming of a comeback victory over Georgia on Sunday to win the series in Fayetteville. The Razorbacks are 36-9 overall (17-7 SEC) and have won five of their last seven.
► **Matt Goodheart** is the team's top hitter (.317) and boasts a team-best 12 home runs on the year. Four players have 10 or more dingers for the Hogs, while **Cayden Wallace** has tallied a team-best 52 hits. **Brady Slavens** leads the team with 51 RBI, which ranks second in the SEC and 16th nationally.
► As a team, the Razorbacks rank second nationally in home runs (78), fourth in homers per game (1.73), fifth in walks (263) and sac flies (28), as well as 11th in runs per game (8.0).
► On the mound, closer **Kevin Kopps** is one of the top pitchers in the nation with an NCAA-best 0.72 ERA and a 7-0 record with seven saves. Kopps has struck out a team-best 83 in 49.2 innings of relief (22 appearances).
► **Jaxon Wiggins** (3-0, 5.11 ERA) is set to make his first start of the season on Tuesday for the Razorbacks. He has struck out 16 in 12.1 innings of relief, registering four saves.
► The Razorbacks own a team ERA of 4.08, which is sixth in the SEC. In the field, Arkansas is one of the nation's best with an SEC-best .979 fielding percentage that ranks 19th nationally.

TALE OF THE TAPE

A-State		Stats		Arkansas
.270		Avg	►	.280
250		Runs	►	358
372		Hits	►	423
72	◄	Doubles		69
6		Triples	►	10
44		Home Runs	►	78
224		RBI	►	320
172		BB	►	263
57	◄	HBP		52
.427		SLG%	►	.493
.371		OBP%	►	.398
16-22		SB-ATT	►	37-45
7.29		ERA	►	4.08
337.0		Innings Pitched	►	399.0
6.92		Strikeouts/9	►	10.40
6.03		BB Allowed/9	►	3.68
.291		Opp. Avg	►	.230
.954		FLD%	►	.979
26		Double Plays	►	36

LAST 5 GAMES

► Arkansas State has gone 3-2 in its last five games, taking a series over (RV) Georgia Southern to end the five-game stretch. Three Red Wolves hit above .400 in the five games, led by Ben Klutts (.476) and Liam Hicks (.474). Jake Gish (.429) did so in limited action (3-for-7). Hicks slugged a team-best 1.053 with three homers, two doubles and eight RBI while Klutts slugged .857 with two home runs, two doubles and five driven in.
► A-State averaged .284 with a .506 slugging, powering nine doubles and 10 home runs.
► On the mound, the Red Wolves limited opponents to a .264 average with a 3.07 ERA. Four of the five starters notched quality starts.

OFFENSIVE NOTES

LIAM *STIX*

► Liam Hicks is back in the Arkansas State lineup after being sidelined for eight games due to injury. He was leading the team in hitting with a .370 clip before going down, but came back in a big way at Illinois State.
► Hicks hit .500 (6-12), reaching base 10 times in 16 plate appearances in the series in Normal.
► He owns a Sun Belt-best on-base percentage of .534, reaching base in 47 of 48 games to start his A-State career - 31 straight before not reaching on 4/10 at Louisiana. His batting average of .398 also leads the league.
► The Toronto native ranks near the top in several offensive categories in the Sun Belt and is inside the top 20 nationally in on-base percentage (eighth) and hitting (20th), as well as inside the top 40 in hits per game (40th) and toughest to strike out (34th - K every 10.7 plate appearances).
► Since April 1 (18 games), Hicks is hitting .392 and slugging .633 with seven doubles and four home runs.
► On April 14, Hicks was named No. 23 on D1 Baseball's Top 100 Draft-Eligible Hitters using analytics - the highest-ranked of four Sun Belt hitters. The list evaluated on a scale of 50-100 hitters' plate discipline (Hicks: 90.01), hit ability (ability to hit/get on base: 88.80) and game power (XBH; power in-game: 77.26).

Where Hicks Ranks

Category	Statistic	SBC/NCAA
Avg	.398	1/20
Hits/Game	1.47	2/40
BB	25	T7/-
BB/G	0.75	3/94
SLG%	.602	4/132
OB%	.523	1/8
Toughest to Strike Out	10.7	2/34

DUNCAN AT THE DISH

► Tyler Duncan has had a breakout season at the plate for Arkansas State. The senior ranks inside the top 10 in the Sun Belt Conference in seven categories and is among the top 40 in the NCAA in RBI (32nd - 47) and RBI per game (37th - 1.18). ***A full look at where he ranks in the league and nationally is below.***
► The Sooke, British Columbia, native is on pace to put up career-best numbers that surpass his first two seasons in Jonesboro. His nine homers has surpassed his previous two years' total, while his 10 doubles is nearing the 12 he tallied in 2019 and 2020. Duncan is also slugging at a .559 clip, while his average (.317) is currently a career best. Pretty good, eh?

Where Duncan Ranks

Category	Statistic	SBC/NCAA
Runs	35	6/-
Hits	51	T10/-
HR	9	T5/140
RBI	47	1/32
RBI/G	1.18	1/37
TB	90	8/-
SLG%	.559	5/240

"HIT DINGERS"

► Tyler Duncan owns the team lead in home runs with nine round-trippers so far this season after his homer versus Georgia Southern Friday night, with Drew Tipton second on the squad with seven dingers.
► Both Tipton (14) and Duncan (14) are among the top active career leaders in homers on the team, behind Deshazier (16).
► A-State has homered in 27 of its 40 games this season. The Red Wolves have homered twice or more in 11 games.
► A-State belted four homers for the second time this season on Tuesday at Ole Miss, and just the sixth game with four or more homers since before 2005.
► The Red Wolves are averaging over a home run per game and are well on-pace to surpass its 2019 total of 47.

"THE ELDER STATESMAN"

► Drew Tipton is the longest-serving active A-State player on the 2021 roster, having been on the team since the 2016 season. He is also rising up the career charts in several categories: games started (6th* - 200), at-bats (7th - 732), runs scored (2nd - 161), walks (5th - 110), hit-by-pitch (T4th - 40), stolen bases (5th - 58). ***FULL LIST OF TIPTON'S CAREER RANKS ON PAGE 7.***

► Tipton is among the top 50 in the NCAA's active career leaders in five categories entering Tuesday - **runs scored (13th - 161), stolen bases (21st - 58), hit-by-pitch (23rd - 40), walks (26th - 110), games played (48th - 207) and hits (107th-187).**

► The Bryant, Arkansas, native redshirted in 2016, but has been a member of the program during a stretch that spans three different U.S. Presidents (2016 - Obama; 2017-2020 - Trump; 2021 - Biden).

* - since before 2006

BEN *KLUTCH*

► Ben Klutts has been on a tear at the plate since April 1, after starting the season with a .227 average through the team's first 18 games.

► Since April 1 (21 games), Klutts is hitting a team-best .407 with a team-high 35 hits, two doubles, three homers, 14 RBI and a slugging percentage of .605.

► The Poteau, Oklahoma, native is riding a team-best seven-game hitting streak in which he has recorded multiple hits in every game.

"MY SACRIFICE"

► Blake McCutchen is known to lay down the bunt here and there to move runners over. The Cabot, Arkansas, native ranks sixth in the Sun Belt and 59th in the NCAA with six sac bunts. He averages 0.17 sac bunts per game, which ranks eighth in the league and 65th nationally.

"DOUBLE VISION"

► Ben Klutts moved up to a tie for third in the Sun Belt with 14 doubles on the year - second with 0.35 doubles per game. Drew Tipton is the team's active career leader with 38.

► Arkansas State enters Tuesday's outing fourth in the Sun Belt Conference in doubles per game, averaging 1.80.

"WALK THE LINE"

► The late, great Arkansas native Johnny Cash's hit song has played often after Drew Tipton trots 90 feet to first after four balls this season. The senior has drawn 30 walks so far this season, which leads the Sun Belt Conference.

► The Bryant, Arkansas, native enters the week fifth in program history in career bases on balls (110).

"DON'T RUB IT!"

► While we're on the subject of free passes drawn, Ben Klutts and Tipton are among the nation's leaders in hit-by-pitches. Klutts leads the team, having been hit 13 times which ranks third in the Sun Belt and stands 37th nationally. Tipton has been plunked 12 times, which is fourth in the conference. He is also tied for fourth all-time at A-State with 40 HBPs.

PITCHING NOTES

B-HUD TAKING ADVANTAGE OF STARTING OPPORTUNITY

► Brandon Hudson earned a victory in his first career start on March 23 versus Murray State, and that performance was good enough for him to earn his first career Sun Belt Conference start on April 1 versus in-state rival Little Rock.

► Hudson tossed 5.0 shutout innings in his first start, allowing one hit. The Roland, Arkansas, native struck out three and walked a pair to earn the victory. In his second start, on April 1 versus Little Rock, Hudson delivered another gem. He tossed a career-high 6.0 innings and limited the Trojans to two runs on four hits.

► In his five Sun Belt Conference starts, Hudson has pitched three quality outings.

*HOLT*ING IT DOWN

► Carter Holt has been strong on the mound for Arkansas State on Sundays, tossing four straight quality starts for the Red Wolves.

► In his last seven starts, the Red Wolves are 6-1, while Holt owns a 3.08 ERA and a 3-1 record. Holt has pitched 38.0 innings, allowing 13 earned runs while striking out 24 and walking 10 during that span.

HIGH-QUALITY H_2O

► No, not Bobby Boucher's water... this note refers to the run of quality starts for the Arkansas State pitching staff.

► Since solidifying the weekend rotation before the Little Rock series on April 1, A-State has registered 10 quality starts (Carter Holt [4], Will Nash [3], Brandon Hudson [3]).

HITTING TOTALS/STREAKS

MULTI-HIT GAMES	2	3	4	5+	2021	CAREER
Tyler Duncan	12	5	-	-	17	35
Liam Hicks	11	1	3	-	15	20
Ben Klutts	12	2	1	-	15	23
Jaylon Deshazier	8	2	-	-	10	23
Drew Tipton	6	1	1	-	8	43
Sky-Lar Culver	4	2	-	-	6	28
Jared Toler	5	-	-	-	5	5
Blake McCutchen	2	2	1	-	5	5
Jake Gish	3	1	1	-	5	6
Garrett Olson	5	-	-	-	5	5
Parker Rowland	2	-	-	-	2	2
Eli Davis	-	-	-	-	-	7
Andrew Leggo	-	-	-	-	-	4
TEAM	***70***	***16***	***7***	***0***	***92***	

MULTI-RBI GAMES	2	3	4	5+	2021	CAREER
Tyler Duncan	4	4	1	1	10	20
Jaylon Deshazier	4	1	2	-	7	22
Sky-Lar Culver	4	1	-	-	5	19
Jake Gish	2	2	-	1	5	7
Liam Hicks	2	2	1	-	5	8
Ben Klutts	5	-	-	-	5	7
Blake McCutchen	1	2	-	-	3	3
Drew Tipton	1	1	1	-	3	13
Garrett Olson	1	-	-	-	1	1
Parker Rowland	1	-	-	-	1	1
John Hoskyn	-	1	-	-	1	1
Jared Toler	-	-	1	-	1	1
Will Huber	1	-	-	-	1	1
Eli Davis	-	-	-	-	-	5
Andrew Leggo	-	-	-	-	-	4
TEAM	***26***	***14***	***6***	***2***	***48***	

HITTING STREAKS	CURRENT	LONG	CAREER
Ben Klutts	7	11	11
Jaylon Deshazier	4	9	9
Liam Hicks	2	6	8
Parker Rowland	2	6	6
Blake McCutchen	2	5	5
Sky-Lar Culver	1	5	12
John Hoskyn	1	2	2
Tyler Duncan	-	8	8
Jake Gish	-	6	6
Will Huber	-	3	3
Drew Tipton	-	7	16
Jared Toler	-	5	5
Garrett Olson	-	2	2
Eli Davis	-	1	3
Jacob Hager	-	1	1
Brandon Hager	-	3	3
Brandon Ulmer	-	1	1
Andrew Leggo	-	-	2

REACHED BASE STREAKS	CURRENT	LONG	CAREER
Liam Hicks	16	16	31*
Ben Klutts	7	11	11
Jaylon Deshazier	4	24	24
John Hoskyn	3	3	3
Blake McCutchen	2	8	8
Sky-Lar Culver	1	8	25
Jared Toler	-	15	15
Drew Tipton	-	10	21
Tyler Duncan	-	12	14
Jake Gish	-	12	12
Will Huber	-	6	6
Garrett Olson	-	5	5
Eli Davis	-	1	5
Jacob Hager	-	2	2
Brandon Hager	-	3	3
Brandon Ulmer	-	1	1
Parker Rowland	-	6	6
Andrew Leggo	-	-	3

"STONE COLD"

► No, not Steve Austin. This note's about Arkansas State senior closer Kollin Stone.
► The former Riverside Rebel from Lake City, Arkansas, is rising atop the charts in career saves after perfect inning versus UTA. Stone is currently tied for third in career saves in program history, matching Tim Egart (2006-07) and Blake Ring (2003-05) with 11. He needs one to tie current Major Leaguer Tyler Zuber for second all-time with 12. ***FULL LIST ON PAGE 5***

TEAM/MISCELLANEOUS NOTES

"FOOLIN'"

► Arkansas State had a rough start to the season, winning just five of their first 19 games, but have improved tremendously since its win over Little Rock on April Fools Day.
► Since April 1, the Red Wolves have improved in nearly every facet, including 10 quality starts on the weekends. ***A BREAKDOWN OF A-STATE'S IMPROVEMENTS IN MAJOR CATEGORIES BELOW.***

Before/Since April 1		
Category	**Before 4/1**	**Since 4/1**
W-L	5-14	11-10
AVG	.255	.283
Runs/G	5.5	6.9
Hits/G	8.6	10.0
SLG%	.419	.434
OB%	.361	.379
FLD%	.949	.959
ERA	9.51	5.42
K/9	6.65	7.14
BB/9	7.64	4.68
K/BB	0.87	1.53
Opp. Avg	.313	.271

"HOMEGROWN"

► Arkansas State's baseball team is full of homegrown talent from the state of Arkansas, with a handful hailing from the Northeast Arkansas region.
► A total of 21 Red Wolves come from the Natural State, with three being Craighead County natives: Sam Fagan (Jonesboro), Kollin Stone (Lake City) and Jake Algee (Brookland).

O CANADA!

► Three Arkansas State players call Canada their home and native land, as Tyler Duncan (Sooke, British Columbia), Andrew Leggo (Waterloo, Ontario) and Liam Hicks (Toronto, Ontario) all hail from the Great White North.
► ULM ties the Red Wolves for the league lead with three Canadians, while Louisiana and Little Rock have one on their rosters.

ROAD WARRIORS

► Arkansas State has been on the road more than a lot of college baseball teams this season.
► Out of the 40 total games played, 26 so far have been true road games - 65.0 percent of games. Only 13 of the 293 teams that are playing Division I baseball this season have a similar or higher percentage. The only team further south than A-State is Texas Southern at 70 percent. North Dakota State has the highest percentage at 82.5 percent.

TOUGH SCHEDULE

► Arkansas State faces a pretty tough schedule, especially in non-conference play for the 2021 season.
► After opening at then-No. 1 Ole Miss, A-State faced perennial Missouri Valley Conference contender Missouri State before traveling to Norman, Oklahoma, to face the Sooners.
► The Red Wolves faced off against four-straight top-50 RPI ballclubs in Louisiana (36) and Mississippi State (11), picking up a much-needed win over the Ragin' Cajuns in Sunday's contest.
► Tuesday's contest in Fayetteville will mark the second time this season the Red Wolves will face the RPI No. 1 team.

PEN PRODUCTION

Below is a listing of decisions (win or loss), holds and saves/blown saves from the Arkansas State bullpen in 2021.

NOTE: *A hold occurs when a reliever enters the game in a save situation and maintains the team's lead, while recording at least one out. In order for a pitcher to be credited with a hold, one of two conditions must be met: 1) He enters with a lead of three runs or less and maintains that lead while recording at least one out. 2) He enters the game with the tying run on-deck, at the plate or on the bases and records an out.*

Opponent (Date)	*Result*	*Pitcher*	*Line*
at Murray State	Loss (1)	Charlton, Max	1.0 IP, 2 H, 2 ER, 1 K
at Abilene Christian (3/6)	Hold (1)	Algee, Jake	2.1 IP, 0 H, 4 K, 1 BB
at Abilene Christian (3/6)	Blown Save (1)	Jumper, Jack	1.0, 4 H, 2 ER, 1 K
at Abilene Christian (3/6)	Loss (1)	Stone, Kollin	2.1 IP, 1 H, 1 ER, 4 BB, 1 K
Missouri State (3/9)	Save (1)	Jumper, Jack	3.0 IP, 2 H, 0 R, 3 K, 1 BB
Missouri State (3/10)	Win (1)	Gilmer, Will	4.1 IP, 2 H, 0 R, 3 K, 1 BB
at Oklahoma (3/14)	Win (1)	Williams, Walker	4.0 IP, 4 H, 2 R, 3 K
at Oklahoma (3/14)	Save (1)	Stone, Kollin	1.2 IP, 4 H, 2 R, 2 BB, 1 K
Murray State (3/23)	Hold (1)	Williams, Walker	0.1 IP, 1 R, 1 BB
Murray State (3/23)	Hold (1)	Jumper, Jack	2.2 IP, 2 H, 0 R, 2 K
Murray State (3/23)	Save (2)	Stone, Kollin	1.0 IP, 0 H, 0 R, 3 K
at Illinois State (3/27)	Loss (1)	Anderson, Brandon	3.0 IP, 4 H, 4 R, 3 BB, 2 K
at Illinois State (3/28)	Win (2)	Williams, Walker	2.0 IP, 1 H, 0 R
at Illinois State (3/28)	Hold (2)	Jumper, Jack	1.0 IP, 0 H, 0 R, 1 BB
Little Rock (4/1)	Save (2)	Jumper, Jack	3.0 IP, 1 H, 0 R, 5 K
Little Rock (4/2)	Win (1)	Jeans, Tyler	4.0 IP, 3 H, 0 R, 7 K, 2 BB
at Louisiana (4/9)	Loss (1)	Jeans, Tyler	1.2 IP, 4 H, 5 ER, 5 BB
at Louisiana (4/11)	Win (1)	Jumper, Jack	2.0 IP, 6 H, 5 ER, 3 K, 2 BB
at Louisiana (4/11)	Save (3)	Stone, Kollin	2.0 IP, 3 H, 2 ER, 4 K, 1 BB
at #3 Mississippi State (4/13)	Loss (1)	Algee, Jake	1.2 IP, 4 H, 3 ER, 0 K, 1 BB
UT Arlington (4/16)	Loss (2)	Algee, Jake	2.0 IP, 3 H, 3 ER, 0 K, 2 BB
UT Arlington (4/18)	Hold (3)	Jumper, Jack	2.0 IP, 3 H, 1 ER, 2 K
UT Arlington (4/18)	Save (4)	Stone, Kollin	1.0 IP, 0 H, 0 R, 0 K, 0 BB
at Central Arkansas (4/20)	Loss (1)	Albat, Josh	0.1 IP, 2 H, 3 R, 2 ER, 1 BB
at Texas State (4/24)	Blown Save (1) Loss (2)	Stone, Kollin	1.1 IP, 4 H, 2 ER, 1 BB, 1 K
at Texas State (4/25)	Save (3)	Jumper, Jack	3.0 IP, 2 H, 0 R, 2 K, 1 BB
at Austin Peay (5/2)	Win (1)	Anderson, Brandon	3.0 IP, 3 H, 0 R, 3 K
Georgia Southern [DH-1] (5/8)	Save (4)	Jumper, Jack	2.1 IP, 0 H, 0 R

WEATHERING THE STORM

► Several contests this season have been altered in some form or fashion due to the weather.
► The Red Wolves' original season opener versus Missouri State was postponed to March 9-10 due to a winter snow and ice storm throughout the Southern U.S.
► The squad then had to alter its contest at Ole Miss to a day later, due to unplayable field conditions at Swayze Field in Oxford, Miss.
► A-State had to cancel its Friday contest versus UT Martin (Feb. 26) because of heavy fog, after having to push the game back due to travel issues with UT Martin involving a barge. The teams were then forced to play a doubleheader Saturday, Feb. 27. Game two of the twinbill was called after five innings due to heavy rain in Jonesboro.
► The Red Wolves flipped its contest with Murray State to Johnny Reagan Field due to the threat of inclement weather and unplayable field conditions at Tomlinson Stadium.
► A-State's series at Oklahoma has also been altered by weather, as forecasted rain on Friday and Saturday changed the schedule to a Sunday double header and Monday contest.

STATE TO THE SHOW

► A handful of former Arkansas State baseball players are playing in professional baseball currently.
► Tyler Zuber is currently on the active roster with the Kansas City Royals.
► The minor league season is set to start Tuesday, with Kyle MacDonald set to open his 2021 season with the High-A Hudson Valley Renegades in the Yankees' farm system.
► A-State volunteer assistant Zach George is preparing to continue his career, having most recently left Jonesboro for Fargo, North Dakota. There, he'll resume play with the Fargo-Moorhead RedHawks of the American Association of Professional Baseball.

2021 ARKANSAS STATE SERIES-BY-SERIES BREAKDOWN

HITTING

Opponent	W-L	Avg.	AB	R	H	2B	3B	HR	RBI	SLG%	BB	SO	OB%	SB-A
UT Martin	0-2	.281	57	10	16	5	1	2	9	.509	6	15	.369	2-3
at Abilene Christian	0-3	.211	109	12	23	6	0	2	10	.321	22	29	.358	1-1
at Oklahoma	1-2	.245	106	22	26	5	0	5	21	.434	10	35	.333	1-2
at Appalachian State	0-3	.207	92	9	19	1	0	5	9	.380	2	27	.237	1-1
at Illinois State	1-2	.336	113	25	38	9	1	4	25	.540	19	27	.434	0-1
Little Rock	3-0	.313	99	24	31	4	2	2	18	.455	15	32	.412	2-2
at Louisiana	1-2	.218	101	19	22	4	1	2	18	.377	15	37	.352	3-3
UT Arlington	1-2	.232	99	12	23	2	0	1	10	.283	8	27	.313	1-1
at Texas State	1-2	.296	108	21	32	8	0	3	20	.454	9	33	.383	0-0
at Austin Peay	3-0	.345	113	32	39	7	0	6	27	.556	17	6	.446	4-4
Georgia Southern	2-1	.263	99	12	26	2	0	3	12	.374	6	27	.305	1-1

PITCHING

Opponent	W-L-S	ERA	IP	H	R	ER	BB	SO	2B	3B	HR	B/Avg.	WP	HBP
UT Martin	0-2-0	18.00	14.0	20	29	28	19	14	4	2	4	.351	2	8
at Abilene Christian	0-3-0	14.21	25.1	37	41	40	36	23	9	0	2	.352	9	4
at Oklahoma	1-2-1	11.52	25.0	44	35	32	17	15	12	1	5	.364	5	4
at Appalachian State	0-3-0	10.23	22.0	28	25	25	14	14	5	0	2	.315	2	6
at Illinois State	1-2-0	6.48	25.0	29	22	18	23	15	3	1	3	.296	4	2
Little Rock	3-0-1	2.00	27.0	19	8	6	11	27	3	0	2	.192	2	3
at Louisiana	1-2-1	10.08	25.0	38	30	28	20	22	3	0	11	.352	2	5
UT Arlington	1-2-1	5.33	27.0	33	19	16	9	28	6	0	3	.292	7	1
at Texas State	1-2-1	5.61	25.2	23	18	16	18	16	2	0	5	.245	4	2
at Austin Peay	3-0-0	4.00	27.0	25	16	12	12	24	2	1	2	.234	10	2
Georgia Southern	2-1-1	0.67	27.0	19	4	2	5	11	2	0	1	.190	4	0

HOW IT WAS WON

(- walk-off hit)*

Below is a chart representing how the eventual game-winning run was recorded for Arkansas State in 2021.

Gm	*Opponent*	*Final*	*Player*	*Inn.*	*Outs*	*Play*	*Score at Time*
1	at #1 Ole Miss	1-12	-	-	-	-	-
2	UT Martin [DH-1]	5-21	-	-	-	-	-
3	UT Martin [DH-2]	5-8 (5)	-	-	-	-	-
4	at Murray State	6-9	-	-	-	-	-
5	at Abilene Christian	3-26	-	-	-	-	-
6	at Abilene Christian	5-6 (10)	-	-	-	-	-
7	at Abilene Christian	4-9	-	-	-	-	-
8	Missouri State	10-2	McCutchen	4	1	Bunt single	2-1
9	Missouri State	7-3	Rowland	1	2	Reached on fielding error	3-0
10	at Oklahoma [DH-1]	15-14	Duncan	9	2	RBI single	14-13
11	at Oklahoma [DH-2]	1-9	-	-	-	-	-
12	at Oklahoma	6-12	-	-	-	-	-
13	at Appalachian State	4-5	-	-	-	-	-
14	at Appalachian State	3-8	-	-	-	-	-
15	at Appalachian State	2-12 (7)	-	-	-	-	-
16	Murray State	3-1	Rowland	2	1	Reached on fielding error	1-0
17	at Illinois State	3-6	-	-	-	-	-
18	at Illinois State	9-10	-	-	-	-	-
19	at Illinois State	13-6	Tipton	7	1	RBI single	6-6
20	Little Rock	10-2	Duncan	3	2	2-RBI double	1-2
21	Little Rock	4-0	Hicks	6	0	Solo homer	0-0
22	Little Rock	10-6	Hicks	5	2	2-RBI single	6-2
23	at Louisiana	3-10	-	-	-	-	-
24	at Louisiana	0-9	-	-	-	-	-
25	at Louisiana	16-11	Tipton	8	2	RBI single	11-9
26	at #3 Mississippi State	10-18	-	-	-	-	-
27	UT Arlington	5-7	-	-	-	-	-
28	UT Arlington	2-9	-	-	-	-	-
29	UT Arlington	5-3	McCutchen	6	1	RBI fielder's choice	3-2
30	at Central Arkansas	3-5	-	-	-	-	-
31	at Texas State	4-11	-	-	-	-	-
32	at Texas State	5-6	-	-	-	-	-
33	at Texas State	12-1	Toler	7	0	RBI double	1-1
34	at Austin Peay	12-7	Toler	4	2	3-RBI double	5-1
35	at Austin Peay	11-5	Deshazier	5	0	Scored on wild pitch	5-0
36	at Austin Peay	9-4	Hicks	8	1	Two-run home run	4-4
37	at #9 Ole Miss	12-15	-	-	-	-	-
38	Georgia Southern	6-1	Duncan	4	1	Two-run home run	0-0
39	Georgia Southern	4-0	Tipton	1	1	RBI single	0-0
40	Georgia Southern	2-3	-	-	-	-	-

HOME RUN TRACKER

No.	Player	Date	Opp.	Inn.	Out	OB
1	Hicks*	2/24	at Ole Miss	4	0	0
2	Duncan	2/27	UT Martin [1]	1	2	0
3	Culver	2/27	UT Martin [2]	5	1	0
4	Klutts*	3/5	at Abilene Christian	9	0	0
5	Duncan	3/6	at Abilene Christian	3	0	2
6	Culver	3/9	Missouri State	4	2	2
7	Gish^	3/14	at Oklahoma [1]	2	1	0
8	Culver^	3/14	at Oklahoma [1]	2	1	0
9	Duncan	3/14	at Oklahoma [1]	6	1	3
10	Tipton*	3/14	at Oklahoma [1]	8	0	0
11	Tipton	3/15	at Oklahoma	5	1	0
12	Gish	3/19	at Appalachian State	2	1	0
13	Duncan	3/19	at Appalachian State	8	2	0
14	Culver*	3/19	at Appalachian State	9	0	0
15	Deshazier	3/20	at Appalachian State	7	2	1
16	Deshazier*	3/21	at Appalachian State	5	0	0
17	Duncan*	3/23	Murray State	2	0	0
18	Deshazier	3/27%	at Illinois State	4	1	0
19	Tipton	3/28%	at Illinois State	8	2	3
20	Deshazier	3/28	at Illinois State	6	2	1
21	Klutts	3/28	at Illinois State	9	2	0
22	Hicks*	4/2	Little Rock	6	0	0
23	Tipton	4/3	Little Rock	4	1	0
24	Duncan#	4/11	at Louisiana	7	2	2
25	Gish	4/11	at Louisiana	9	2	2
26	Gish	4/13	at #3 Mississippi State	2	2	0
27	Huber*	4/13	at #3 Mississippi State	9	0	0
28	Klutts*	4/17	UT Arlington	4	0	0
29	Tipton*	4/23	at Texas State	1	0	0
30	Duncan	4/25	at Texas State	7	2	3
31	McCutchen	4/25	at Texas State	9	0	2
32	Huber^	4/30	at Austin Peay	8	2	1
33	Tipton^	4/30	at Austin Peay	8	2	0
34	Duncan	5/1	at Austin Peay	6	1	0
35	Hicks	5/2	at Austin Peay	1	1	0
36	Tipton	5/2	at Austin Peay	6	1	0
37	Hicks	5/2	at Austin Peay	8	1	1
38	Hicks	5/4	at #9 Ole Miss	1	1	0
39	Klutts	5/4	at #9 Ole Miss	6	1	1
40	Deshazier	5/4	at #9 Ole Miss	6	2	0
41	Gish	5/4	at #9 Ole Miss	8	1	0
42	Duncan	5/7	Georgia Southern	4	1	1
43	Olson*	5/7	Georgia Southern	7	0	0
44	Klutts*	5/8	Georgia Southern [1]	3	0	0

* - Home run led off an inning/game
^ - Back-to-back home runs
% - Part of a suspended game
# - Inside-the-park home run

PITCHING BY THE NUMBERS

STARTING PITCHING BREAKDOWN

Date	Pitcher	Opp.	ER	IP	Res.	Dec.
2/24	Jumper	at Ole Miss	0	1.0	L 1-12	L
2/27	Jumper	UT Martin [1]	1	1.0	L 5-21	L
2/27	Nash	UT Martin [2]	4	3.0	L 5-8 [5]	L
3/2	Jarrard	at Murray State	0	1.0	L 6-9	ND
3/5	Jarrard	at Abilene Chr.	6	1.2	L 3-26	L
3/6	Holt	at Abilene Chr.	3	3.2	L 5-6 (10)	ND
3/7	Anderson	at Abilene Chr.	2	5.0	L 4-9	L
3/9	Nash	Missouri State	2	5.0	W 10-2	W
3/10	Charlton	Missouri State	1	3.2	W 7-3	ND
3/14	Jarrard	at Oklahoma [1]	0	2.0	W 15-14	ND
3/14	Holt	at Oklahoma [2]	5	4.1	L 1-9	L
3/15	Anderson	at Oklahoma	7	3.1	L 6-12	L
3/19	Nash	at Appalachian State	4	6.1	L 4-5	L
3/20	Holt	at Appalachian State	4	5.0	L 3-8	L
3/21	Anderson	at Appalachian State	5	2.0	L 2-12 (7)	L
3/23	Hudson	Murray State	0	5.0	W 3-1	W
3/26	Charlton	at Illinois State	3	2.0	L 3-6	L
3/27	Nash	at Illinois State	2	3.0	L 9-10	ND
3/28	Holt	at Illinois State	2	4.0	W 13-6	ND
4/1	Hudson*	Little Rock	2	6.0	W 10-2	W
4/2	Nash	Little Rock	0	5.0	W 4-0	ND
4/3	Holt	Little Rock	0	5.0	W 10-6	W
4/9	Hudson	at Louisiana	3	3.2	L 3-10	ND
4/10	Nash	at Louisiana	3	2.0	L 0-9	L
4/11	Holt	at Louisiana	4	5.0	W 16-11	ND
4/13	Jeans	at #3 Mississippi State	2	4.0	L 10-18	ND
4/16	Hudson*	UT Arlington	3	6.0	L 5-7	ND
4/17	Nash	UT Arlington	3	4.0	L 2-9	L
4/18	Holt*	UT Arlington	2	6.0	W 5-3	W
4/20	Anderson	at Central Arkansas	1	3.0	L 3-5	ND
4/23	Hudson	at Texas State	4	5.1	L 4-11	L
4/24	Nash*	at Texas State	2	6.0	L 5-6	ND
4/25	Holt*	at Texas State	1	6.0	W 12-1	W
4/30	Hudson	at Austin Peay	1	5.0	W 12-7	W
5/1	Nash*	at Austin Peay	1	6.0	W 11-5	W
5/2	Holt*	at Austin Peay	3	6.0	W 9-4	ND
5/4	Jeans	at #9 Ole Miss	4	3.0	L 12-15	L
5/7	Hudson*	Georgia Southern	1	7.0	W 6-1	W
5/8	Nash*	Georgia Southern [1]	0	6.0	W 4-0	W
5/8	Holt*	Georgia Southern [2]	1	6.0	L 2-3	L

* - Quality Start

CAREER MILESTONE WATCH

GAMES PLAYED

Rank	Player	Years	No.
1	Dustin Jones	2011-14	228
2	Chris Floyd	1992-95	227
3	Ryan Emery	2010-13	225
4	Jeremy Brown	2015-18	214
5	Guy Brown	2006-09	212
6	***Drew Tipton***	***2017-pr.***	***207***
7	Logan Uxa	2010-13	205

GAMES STARTED (SINCE 2005)

Rank	Player	Years	No.
1	Dustin Jones	2011-14	219
2	Jeremy Brown	2015-18	210
	Joe Schrimpf	2014-17	210
4	Guy Brown	2006-09	206
5	Ryan Emery	2010-13	205
6	***Drew Tipton***	***2017-pr.***	***200***

AT BATS

Rank	Player	Years	At Bats
1	Todd Baumgartner	2008-11	819
2	Guy Brown	2006-09	815
3	Chris Floyd	1992-95	805
4	Dustin Jones	2011-14	748
5	Joe Schrimpf	2014-17	747
6	Ryan Emery	2010-13	743
7	***Drew Tipton***	***2017-pr.***	***732***
8	Ryan Corrigan	1999-02	716
9	Austin Baker	2013-16	692
10	Michael Faulkner	2010-12	691

RUNS SCORED

Rank	Player	Years	Runs
1	Todd Baumgartner	2008-11	173
2	***Drew Tipton***	***2017-pr.***	***161***
3	Joe Schrimpf	2014-17	151
4	Chris Floyd	1992-95	150
5	Michael Faulkner	2010-12	145
6	Guy Brown	2006-09	142
7	Zach George	2011-15	131

BASES ON BALLS

Rank	Player	Years	BB
1	Zach George	2011-15	143
2	Ryan Emery	2010-13	141
3	Logan Uxa	2010-13	127
4	Joe Schrimpf	2014-17	114
5	***Drew Tipton***	***2017-pr.***	***110***
6	Jerome Stone	1980-83	109
7	Chris Floyd	1992-95	104
8	Austin Baker	2013-16	102
9	Michael Faulkner	2010-12	89
10	Aaron New	1996-98	88

MOST TIMES HIT BY PITCH

Rank	Player	Years	HBP
1	Jake Bakamus	2016-17	45
	Derek Alferman	1993-94	45
3	Joe Schrimpf	2014-17	41
4	***Drew Tipton***	***2017-pr.***	***40***
	Jeremy Brown	2015-18	40
6	Guy Brown	2006-09	35

STOLEN BASES

Rank	Player	Years	SB
1	Jerome Miller	1976-79	84
2	Michael Faulkner	2010-12	82
3	Tim Maloney	1981-83	67
4	Jerome Stone	1980-83	60
5	***Drew Tipton***	***2017-pr.***	***58***

SAVES

Rank	Player	Years	Saves
1	John Koch	2010-13	20
2	Tyler Zuber	2014-17	12
3	***Kollin Stone***	***2019-pr.***	***11***
	Tim Egart	2006-07	11
	Blake Ring	2003-05	11
6	Mark Dobson	1995-98	10
7	Nick Lambert	2006-09	9
	Clint Helpenstill	1999-00	9

A-STATE IN THE NCAA/SUN BELT RANKINGS

Hitting	NCAA	SBC	Total
Base on Balls	120	6	172
Batting Average	131	5	.270
Doubles	86	7	72
Doubles/Game	91	4	1.80
Hit by Pitch	61	4	57
Hits	114	8	372
Home Runs	69	3	44
Home Runs/Game	64	2	1.10
On Base Percentage	110	1	.371
Runs	107	3	250
Sacrifice Bunts	144	9	15
Sacrifice Flies	121	8	16
Scoring	97	1	6.2
Slugging Percentage	101	4	.427
Stolen Bases	269	12	16
Stolen Bases/Game	276	12	0.40
Triples	181	10	6
Triples/Game	201	10	0.15

Pitching	NCAA	SBC	Total
ERA	268	12	7.29
Hit Batters	109	3	47
Hits Allowed/9 innnings	248	12	10.66
Shutouts	107	4	2
K-to-BB Ratio	280	12	1.15
K/9 innings	266	12	6.9
WHIP	269	12	1.85
Walks Allowed/9 innings	270	12	6.04

Fielding	NCAA	SBC	Total
Fielding %	263	12	.954
Double Plays	131	8	26
Double Plays/Game	134	4	0.65

Hitting	Name	NCAA	SBC	Total
Base on Balls	Drew Tipton	81	1	30
BB/Game	Drew Tipton	75	2	0.78
	Liam Hicks	94	3	0.75
Batting Average	Liam Hicks	20	1	.398
Doubles	Ben Klutts	63	3	14
Doubles/Game	Ben Klutts	85	2	0.35
HBP/Game	Ben Klutts	59	3	0.33
	Drew Tipton	91	4	0.30
Hit by Pitch	Ben Klutts	37	3	13
	Drew Tipton	56	4	12
Hits/Game	Liam Hicks	40	2	1.47
Home Runs	Tyler Duncan	140	5	9
On Base %	Liam Hicks	8	1	.523
Runs	Drew Tipton	148	3	39
Runs Batted In	Tyler Duncan	32	1	47
RBI/Game	Tyler Duncan	37	1	1.18
Runs/Game	Drew Tipton	137	2	0.97
Sac Bunts	Blake McCutchen	59	7	6
Sac Bunts/Game	Blake McCutchen	65	8	0.17
Slugging %	Liam Hicks	132	4	.602
	Tyler Duncan	240	5	.559
Toughest to Strike Out	Liam Hicks	34	2	10.7

Pitching	Name	NCAA	SBC	Total
Appearances	Jack Jumper	75	5	20
Saves	Kollin Stone	115	10	4
	Jack Jumper	115	10	4
Walks Allowed/ 9 innings	Carter Holt	142	5	2.17

STARTERS BY POSITION

Date	Opponent	P	C	1B	2B	3B	SS	LF	CF	RF	DH
2/24	at #1 Ole Miss	Jumper	Hicks	Toler	J. Hager	Klutts	Gish	Deshazier	Tipton	Duncan	Culver
2/27	UT MARTIN [DH-1]	Jumper	Rowland	Toler	Hicks	Klutts	Gish	Deshazier	Tipton	Duncan	Culver
2/27	UT MARTIN [DH-2]	Nash	Rowland	Culver	Hicks	Klutts	Gish	Deshazier	Tipton	Duncan	Huber
3/2	at Murray State	Jarrard	Hager	Culver	Hicks	Klutts	Gish	Ulmer	Tipton	Duncan	Huber
3/5	at Abilene Christian	Jarrard	B. Hager	Culver	J. Hager	Klutts	Gish	Deshazier	Tipton	Duncan	Hicks
3/6	at Abilene Christian	Holt	Hicks	Toler	Olson	Klutts	Gish	Deshazier	Tipton	Duncan	Culver
3/7	at Abilene Christian	Anderson	Hicks	Toler	Olson	Klutts	Gish	Deshazier	Tipton	Duncan	B. Hager
3/9	MISSOURI STATE	Nash	Rowland	Hicks	McCutchen	Klutts	Gish	Deshazier	Tipton	Duncan	Culver
3/10	MISSOURI STATE	Charlton	Rowland	Toler	McCutchen	Klutts	Gish	Deshazier	Tipton	Duncan	Culver
3/14	at Oklahoma [DH-1]	Jarrard	Rowland	Toler	McCutchen	Klutts	Gish	Deshazier	Tipton	Duncan	Culver
3/14	at Oklahoma [DH-2]	Holt	B. Hager	Toler	McCutchen	Klutts	Gish	Deshazier	Tipton	Duncan	Culver
3/15	at Oklahoma	Anderson	Rowland	Toler	McCutchen	Klutts	Gish	Deshazier	Tipton	Duncan	Culver
3/19	at Appalachian State	Nash	Rowland	Toler	McCutchen	Klutts	Gish	Deshazier	Tipton	Duncan	Culver
3/20	at Appalachian State	Holt	Rowland	Toler	McCutchen	Klutts	Gish	Deshazier	Tipton	Duncan	Culver
3/21	at Appalachian State	Anderson	Rowland	Toler	McCutchen	Klutts	Gish	Deshazier	Tipton	Duncan	Culver
3/23	MURRAY STATE	Hudson	Rowland	Toler	McCutchen	Klutts	Gish	Deshazier	Tipton	Duncan	Culver
3/26	at Illinois State	Charlton	Hicks	Culver	McCutchen	Klutts	Gish	Deshazier	Tipton	Duncan	Hoskyn
3/27	at Illinois State	Nash	Rowland	Culver	McCutchen	Klutts	Gish	Deshazier	Tipton	Duncan	Hicks
3/28	at Illinois State	Holt	Hicks	Toler	Olson	Klutts	McCutchen	Deshazier	Tipton	Duncan	Hoskyn
4/1	LITTLE ROCK	Hudson	Hicks	Toler	Olson	Klutts	McCutchen	Deshazier	Tipton	Duncan	Culver
4/2	LITTLE ROCK	Nash	Rowland	Hicks	Olson	Klutts	McCutchen	Deshazier	Tipton	Duncan	Culver
4/3	LITTLE ROCK	Holt	Hicks	Toler	Olson	Klutts	McCutchen	Deshazier	Tipton	Duncan	Culver
4/9	at Louisiana	Hudson	Hicks	Toler	Olson	Klutts	McCutchen	Deshazier	Tipton	Duncan	Culver
4/10	at Louisiana	Nash	Rowland	Hicks	Gish	Klutts	McCutchen	Deshazier	Tipton	Duncan	Culver
4/11	at Louisiana	Holt	Hicks	Toler	McCutchen	Klutts	Gish	Deshazier	Tipton	Duncan	Culver
4/13	at #3 Mississippi State	Jeans	Rowland	Hicks	McCutchen	Klutts	Gish	Deshazier	Tipton	Duncan	Culver
4/16	UT ARLINGTON	Hudson	Hicks	Huber	Gish	Klutts	McCutchen	Deshazier	Tipton	Duncan	Culver
4/17	UT ARLINGTON	Nash	Rowland	Hicks	Gish	Klutts	McCutchen	Deshazier	Tipton	Duncan	B. Hager
4/18	UT ARLINGTON	Holt	Hicks	Toler	Gish	Klutts	McCutchen	Deshazier	Tipton	Duncan	Culver
4/20	at Central Arkansas	Anderson	Rowland	Hicks	Gish	Klutts	McCutchen	Deshazier	Tipton	Duncan	Culver
4/23	at Texas State	Hudson	Hicks	Toler	Gish	Klutts	McCutchen	Deshazier	Tipton	Duncan	Culver
4/24	at Texas State	Nash	Hicks	Toler	Gish	Klutts	McCutchen	Deshazier	Tipton	Duncan	Culver
4/25	at Texas State	Holt	Hicks	Toler	Olson	Klutts	McCutchen	Deshazier	Tipton	Duncan	B. Hager
4/30	at Austin Peay	Hudson	Hicks	Toler	Olson	Klutts	McCutchen	Deshazier	Tipton	Duncan	Culver
5/1	at Austin Peay	Nash	Hicks	Toler	Olson	Klutts	McCutchen	Deshazier	Tipton	Duncan	Culver
5/2	at Austin Peay	Holt	Hicks	Toler	Olson	Klutts	McCutchen	Deshazier	Tipton	Duncan	Culver
5/4	at #9 Ole Miss	Jeans	Rowland	Hicks	Gish	Klutts	McCutchen	Deshazier	Tipton	Duncan	Huber
5/7	GA. SOUTHERN	Hudson	Hicks	Toler	Olson	Klutts	McCutchen	Deshazier	Tipton	Duncan	Culver
5/8	GA. SOUTHERN [DH-1]	Nash	Hicks	Toler	Olson	Klutts	McCutchen	Deshazier	Tipton	Duncan	Huber
5/8	GA. SOUTHERN [DH-2]	Holt	Rowland	Toler	Olson	Klutts	McCutchen	Deshazier	Tipton	Duncan	Hicks

GAME-BY-GAME LINEUPS

Date	Opponent	1	2	3	4	5	6	7	8	9	P
2/24	at #1 Ole Miss	Hicks	Klutts	Duncan	Gish	Culver	Tipton	Deshazier	Toler	J. Hager	Jumper
2/27	UT MARTIN [DH-1]	Hicks	Klutts	Duncan	Gish	Culver	Tipton	Deshazier	Toler	Rowland	Jumper
2/27	UT MARTIN [DH-2]	Hicks	Klutts	Duncan	Culver	Tipton	Huber	Gish	Deshazier	Rowland	Nash
3/2	at Murray State	Hicks	Klutts	Duncan	Culver	Tipton	Huber	Gish	B. Hager	Ulmer	Jarrard
3/5	at Abilene Christian	Tipton	Hicks	Culver	Klutts	Duncan	B. Hager	Gish	Deshazier	J. Hager	Jarrard
3/6	at Abilene Christian	Tipton	Hicks	Klutts	Duncan	Culver	Gish	Toler	Deshazier	Olson	Holt
3/7	at Abilene Christian	Tipton	Hicks	Klutts	Duncan	B. Hager	Gish	Toler	Deshazier	Olson	Anderson
3/9	MISSOURI STATE	Tipton	Hicks	Klutts	Duncan	Gish	Culver	Deshazier	Rowland	McCutchen	Nash
3/10	MISSOURI STATE	Tipton	Toler	Klutts	Duncan	Gish	Culver	Deshazier	Rowland	McCutchen	Charlton
3/14	at Oklahoma [DH-1]	Tipton	Toler	Klutts	Duncan	Gish	Culver	Deshazier	Rowland	McCutchen	Jarrard
3/14	at Oklahoma [DH-2]	Tipton	Toler	Klutts	Duncan	Gish	Culver	Deshazier	B. Hager	McCutchen	Holt
3/15	at Oklahoma	Tipton	Toler	Klutts	Duncan	Gish	Culver	Deshazier	Rowland	McCutchen	Anderson
3/19	at Appalachian State	Tipton	Toler	Klutts	Duncan	Gish	Culver	Deshazier	Rowland	McCutchen	Nash
3/20	at Appalachian State	Tipton	McCutchen	Klutts	Duncan	Gish	Culver	Deshazier	Rowland	Toler	Holt
3/21	at Appalachian State	Tipton	Toler	Klutts	Duncan	Gish	Culver	Deshazier	Rowland	McCutchen	Anderson
3/23	MURRAY STATE	Tipton	Toler	Klutts	Duncan	Gish	Culver	Deshazier	Rowland	McCutchen	Hudson
3/26	at Illinois State	Tipton	Hicks	Klutts	Duncan	Gish	Hoskyn	Culver	Deshazier	McCutchen	Charlton
3/27	at Illinois State	Tipton	Hicks	Klutts	Duncan	Culver	Deshazier	Rowland	Gish	McCutchen	Nash
3/28	at Illinois State	Tipton	Hicks	Klutts	Duncan	Deshazier	Hoskyn	McCutchen	Toler	Olson	Holt
4/1	LITTLE ROCK	Tipton	Hicks	Klutts	Duncan	Deshazier	Culver	McCutchen	Toler	Olson	Hudson
4/2	LITTLE ROCK	Tipton	Hicks	Klutts	Duncan	Deshazier	Culver	McCutchen	Rowland	Olson	Nash
4/3	LITTLE ROCK	Tipton	Hicks	Klutts	Duncan	Deshazier	Culver	McCutchen	Toler	Olson	Holt
4/9	at Louisiana	Tipton	Hicks	Klutts	Duncan	Deshazier	Culver	McCutchen	Toler	Olson	Hudson
4/10	at Louisiana	Tipton	Hicks	Klutts	Duncan	Deshazier	Culver	McCutchen	Rowland	Gish	Nash
4/11	at Louisiana	Tipton	Hicks	Klutts	Duncan	Deshazier	Hoskyn	McCutchen	Gish	Toler	Holt
4/13	at #3 Mississippi State	Tipton	Hicks	Klutts	Duncan	Deshazier	Culver	McCutchen	Gish	Rowland	Jeans
4/16	UT ARLINGTON	Tipton	Hicks	Klutts	Duncan	Deshazier	Culver	McCutchen	Gish	Huber	Hudson
4/17	UT ARLINGTON	Tipton	Hicks	Klutts	Duncan	Deshazier	B. Hager	McCutchen	Gish	Rowland	Nash
4/18	UT ARLINGTON	Tipton	Hicks	Klutts	Duncan	Deshazier	Culver	McCutchen	Gish	Toler	Holt
4/20	at Central Arkansas	Tipton	Hicks	Klutts	Duncan	Deshazier	Culver	McCutchen	Gish	Rowland	Anderson
4/23	at Texas State	Tipton	Hicks	Klutts	Duncan	Deshazier	Culver	McCutchen	Gish	Toler	Hudson
4/24	at Texas State	Tipton	Hicks	Klutts	Duncan	Deshazier	Culver	McCutchen	Toler	Gish	Nash
4/25	at Texas State	Tipton	Hicks	Klutts	Duncan	Deshazier	B. Hager	McCutchen	Toler	Olson	Holt
4/30	at Austin Peay	Tipton	Hicks	Klutts	Duncan	Deshazier	Culver	McCutchen	Toler	Olson	Hudson
5/1	at Austin Peay	Tipton	Hicks	Klutts	Duncan	Deshazier	Culver	McCutchen	Toler	Olson	Nash
5/2	at Austin Peay	Tipton	Hicks	Klutts	Duncan	Deshazier	Culver	McCutchen	Toler	Olson	Holt
5/4	at #9 Ole Miss	Tipton	Hicks	Klutts	Duncan	Deshazier	Huber	McCutchen	Gish	Rowland	Jeans
5/7	GA. SOUTHERN	Tipton	Hicks	Klutts	Duncan	Deshazier	Culver	McCutchen	Toler	Olson	Hudson
5/8	GA. SOUTHERN [DH-1]	Tipton	Hicks	Klutts	Duncan	Deshazier	Huber	McCutchen	Toler	Olson	Nash
5/8	GA. SOUTHERN [DH-2]	Tipton	Hicks	Klutts	Duncan	Deshazier	McCutchen	Toler	Olson	Rowland	Holt

THE LAST TIME...

An A-State Team...

Swept a three-game series ..... ***April 30-May 2, 2021 at Austin Peay***
Swept a non-conference three-game series ..... ***April 30-May 2, 2021 at Austin Peay***
Swept a three-game SBC series ..... ***April 1-3, 2021 vs Little Rock***
Played an extra-inning game ..... ***March 6, 2021 at Abilene Christian (L 6-5 [10])***
Won an extra-inning game ..... April 27, 2019 vs ULM (4-3 [12])
Shut out an SBC opponent in consecutive games ..... March 23, 1996 vs Jacksonville (DH)
Won a game on a walk-off hit ..... May 19, 2017 vs Little Rock (Justin Felix)
Won a game on a walk-off home run ..... Feb. 24, 2019 vs Valparaiso (Alex Howard)
Won a game on a walk-off sac fly ..... May 15, 2015 vs Little Rock (Stuart Levy)
Won a game on a walk-off fielder's choice ..... April 24, 2016 vs ULM (Neil Lambert)
Won a game on a walk-off wild pitch ..... March 15, 2016 vs SIU
Won a game on a walk-off hit-by-pitch ..... Feb. 20, 2018 vs SEMO (Jacob Jablonski)
Shut out an opponent ..... ***May 8, 2021 vs Georgia Southern [DH-1] (4-0)***
Was shut out ..... ***April 10, 2021 at Louisiana (9-0)***
Shut out a Sun Belt opponent ..... ***May 8, 2021 vs Georgia Southern [DH-1] (4-0)***
Was shut out by a Sun Belt opponent ..... ***April 10, 2021 at Louisiana (9-0)***
Beat a ranked opponent ..... Feb. 29, 2020 at #18 Dallas Baptist (11-7)
Won a series against a ranked opponent ..... March 28-30, 2018 vs #30 Coastal Carolina
Won 10+ consecutive games 1993
Won 9-straight Sun Belt Conference games 1997
Won 10-straight games at home 1995 (14)

An A-State Offense Had...

Scored 10+ runs ..... ***12 at #9 Ole Miss (May 4, 2021 - L 15-12)***
Scored 20+ runs ..... May 4, 2019 vs Appalachian State (27-8)
Scored 30+ runs ..... March 24, 2018 vs ULM (31-7)
15+ hits ..... ***16 at #9 Ole Miss (May 4, 2021)***
20+ hits ..... Feb. 26, 2020 vs Mississippi Valley State (21)
5+ doubles ..... ***6 at #9 Ole Miss (May 4, 2021)***
8+ doubles ..... 8 vs SEMO (April 4, 2017)
3+ triples ..... 3 at South Alabama (April 28, 2018)
5+ home runs ..... April 10, 2005 vs Little Rock (8)
Back-to-back home runs ..... ***April 30, 2021 at Austin Peay (Will Huber/Drew Tipton)***
10+ walks ..... ***11 at Illinois State (March 28, 2021)***
5+ Hit-by-Pitch ..... ***5 at Louisiana (April 11, 2021)***
5+ stolen bases ..... 6 vs Valparaiso (Feb. 25, 2019)
8+ stolen bases ..... 8 vs Georgia State (April 9, 2017)

An A-State Batter Had...

Led off a game with a home run ..... ***Drew Tipton at Texas State (April 23, 2021)***
Hit for the cycle ..... Ryan Hudgins vs UT Martin (April 17, 2007)
Walk-Off Hit ..... Justin Felix vs Little Rock (May 19, 2017)
Walk-Off Home Run ..... Alex Howard vs Valparaiso (Feb. 24, 2019)
7 at-bats ..... Three players at ULM (March 24, 2018)
6+ at-bats ..... ***Three players at #9 Ole Miss (May 4, 2021)***
6 hits ..... Jaylon Deshazier vs Mississippi Valley State (Feb. 26, 2020)
5 hits ..... Winston Welch vs Louisiana (March 29, 2018)
7 runs ..... Austin Baker (7) at Murray State (March 11, 2014)
5+ runs ..... Liam Hicks (5) vs Mississippi Valley State (Feb. 26, 2020)
3+ doubles ..... Alex Howard (3) vs Missouri State (March 10, 2019)
2 triples ..... Garrett Rucker at Northwestern State (Feb. 26, 2017)
A grand slam ..... ***Tyler Duncan at Texas State (April 25, 2021)***
A pinch-hit home run ..... ***Will Huber at Austin Peay (April 30, 2021)***
2 home runs ..... ***Liam Hicks at Austin Peay (May 2, 2021)***
3 home runs ..... Austin Baker at Murray State (March 11, 2014)
An inside-the-park home run ..... ***Tyler Duncan at Louisiana (April 11, 2021)***
7+ RBI ..... Jaylon Deshazier (7) at New Orleans (March 3, 2018)
5+ RBI ..... ***Jake Gish (5) at Louisiana (April 11, 2021)***
10+ Total Bases ..... Jaylon Deshazier - 10 vs Mississippi Valley State (Feb. 26, 2020)
3+ Stolen Bases ..... Drew Tipton - 3 at Troy (March 17, 2019)
Walked four times ..... Justin Felix & Jake Bakamus vs Little Rock (May 19, 2017)
Hit safely in 20+ straight games ..... Cody Pace (20 - 2009)

An A-State Pitcher...

Threw a no-hitter ..... Taylor Fowler vs Northwestern (Feb. 19, 2005)
Threw a complete game ..... Nate Alberius vs South Alabama (March 24, 2019)
Threw a complete-game shutout ..... Chandler Hawkins vs Troy (May 23, 2014 - 7 inn.)
Threw 10+ Strikeouts ..... Brandon Anderson - 13 vs Mississippi Valley State (Feb. 25, 2020)
Recorded a three-inning save ..... ***Jack Jumper at Texas State (April 25, 2021)***

An A-State Defense/Pitching Staff...

Struck out 10+ batters ..... ***11 at Austin Peay (May 1, 2021)***
Struck out 15+ batters ..... 19 vs Mississippi Valley State (Feb. 25, 2020)
Struck out 20+ batters ..... 21 at Georgia Southern (March 20, 2015)
Did not allow a walk ..... Feb. 28, 2020 at Dallas Baptist
Turned 3+ Double Plays ..... ***3 at Texas State (April 25, 2021)***
Turned a triple play ..... March 15, 2013 vs Little Rock

A-STATE BY THE NUMBERS

Overall 16-24
vs. Top-5 Teams *0-2*
vs. Top-10 Teams *0-1*
vs. Top-25 Teams .....
Non-Conference 8-14
Sun Belt Conference 8-10
SBC West *6-6*
SBC East *2-4*

At Home 9-5
On the Road 7-19

In Day Games 10-11
In Night Games 6-13

vs Teams .500 or better 10-14
vs Teams Worse than .500 6-10

vs. Left-Handed starter 4-8
vs. Right-Handed starter 12-16

When Starter Receives Decision 10-17
When Reliever Receives Decision 6-7

When Starter Goes 5+ innings 13-7
When Starter Goes <5 innings 3-17

When Scoring First 14-10
When Opponent Scores First 2-14

When Leading After 6 Innings 13-3
When Trailing After 6 Innings 1-21
When Tied After 6 Innings 2-0

When Leading After 8 Innings 16-1
When Trailing After 8 Innings 0-20
When Tied After 8 Innings 0-1

When Leading After 9 Innings 16-0
When Trailing After 9 Innings 0-21
When Tied After 9 Innings 0-1

In One-Run Games 1-5
In Two-Run Games 2-2
In 5+ Run Games 9-13

Weekend Series W-L-T 13-19-0
Series Sweeps/Times Swept 2/2

When Scoring 0-2 Runs 0-6
When Scoring 3-5 Runs 4-13
When Scoring 6-9 Runs 3-3
When Scoring 10+ Runs 9-2

Shutouts/Times Shutout 2/1
In Extra Innings 0-1

When Opponent Scores 4 Runs or Less 10-1
When Opponent Scores 5 Runs or More 6-23

When Out-Hitting Opponent 11-7
When Out-Hit By Opponent 5-15
When Hits Are Equal 0-3

When Hitting a Home Run 13-14
When Opponent Hits a Home Run 9-16

When Errorless 7-2
When Committing One Error 3-8
When Committing 2+ Errors 6-15

When Opponent Is Errorless 4-9
When Opponent Commits One Error 4-8
When Opponent Commits 2+ Errors 8-7

Game 1 of Weekend 4-7
Game 2 of Weekend 3-8
Game 3 of Weekend 6-4

Monday 0-1
Tuesday 2-4
Wednesday 1-1
Thursday 1-0
Friday 3-6
Saturday 3-9
Sunday 6-3

SUN BELT UPDATE

STANDINGS

West Division

	SBC	Pct.	Div.	Overall	Pct.	Home	Away	Neutral	L10	Streak
UT Arlington	11-7	.611	8-4	23-25	.479	12-9	10-14	1-2	5-5	L2
Louisiana	9-9	.500	7-5	26-20	.556	19-9	7-11	--	5-5	W3
Little Rock	9-9	.500	6-9	19-23	.463	11-3	8-20	--	3-7	L2
Texas State	9-9	.500	7-8	21-28	.429	14-12	5-14	2-2	5-5	L1
Arkansas State	***8-10***	***.444***	***6-9***	***16-24***	***.400***	***9-5***	***7-19***	***--***	***6-4***	***L1***
ULM	9-12	.429	5-7	22-22	.500	14-8	7-14	1-0	7-3	W2

East Division

	SBC	Pct.	Div.	Overall	Pct.	Home	Away	Neutral	L10	Streak
South Alabama	12-6	.667	7-2	26-17	.605	15-6	11-11	--	6-4	W1
Georgia Southern	12-9	.571	8-7	28-18	.609	17-9	11-8	0-1	6-4	W1
Troy	10-8	.556	9-6	24-21	.533	17-8	7-13	--	8-2	W3
Appalachian State	7-8	.467	3-6	16-26	.381	10-6	6-20	-	1-9	L5
Georgia State	7-11	.389	6-9	12-34	.261	8-11	4-23	--	3-7	L2
Coastal Carolina	5-10	.333	3-6	21-21	.500	11-11	10-10	--	3-7	L3

SCHEDULE/RESULTS

Tuesday, May 11

Arkansas State at #1 Arkansas
ETSU at Appalachian State
Mercer at Georgia State
Little Rock at #14 Ole Miss
Southern at Louisiana
Alabama State at Troy
Kennesaw State at Georgia Southern (Canceled)

Wednesday, May 12

Coastal Carolina at College of Charleston

Friday, May 14-Sunday, May 16

Arkansas State at Troy
Appalachian State at Little Rock
Coastal Carolina at South Alabama
Georgia Southern at Elon
Georgia State at Texas State
Louisiana at UT Arlington
ULM at #5 TCU

PLAYER/PITCHER OF THE WEEK

Feb. 23 Quinton Martinez, Appalachian State (Pitcher)
Logan Cerny, Troy (Player)

March 2 Spencer Arrighetti, Louisiana (Pitcher)
Nick Lucky, Coastal Carolina (Player)

March 9 Mason Patel, Georgia State (Pitcher)
Kobe Barnum, Little Rock (Player)

March 16 Trey Lindsay, ULM (Pitcher)
Mason McWhorter, Ga. Southern (Player)

March 23 Carlos Tavera, UT Arlington (Pitcher)
Logan Cerny, Troy (Player)

March 30 Spencer Arrighetti, Louisiana (Pitcher)
Logan Cerny, Troy (Player)

April 6 Zachary Leigh, Texas State (Pitcher)
Carson Roccaforte, Louisiana (Player)

April 13 Connor Cooke, Louisiana (Pitcher)
Josh Smith, Georgia State (Player)

April 20 Hayden Arnold, Little Rock (Pitcher)
Mason McWhorter, Ga. Southern (Player)

April 27 Aaron Funk, Little Rock (Pitcher)
Grant Schulz, ULM (Player)

May 3 Carlos Tavera, UT Arlington (Pitcher)
Trace Henry, ULM (Player)

2021 BASEBALL CHAMPIONSHIP

Riverwalk Stadium | Montgomery, AL. | Tuesday, May 25 - Sunday, May 30

POOL PLAY

TUE., MAY 25		WED., MAY 26	THUR., MAY 27	FRI., MAY 28
9:00 AM	#4 West vs #6 East	11:00 AM	#1 East vs #6 East	#1 East vs #4 West	
12:30 PM	#3 East vs #5 West	3:00 PM	#2 East vs #5 East	#2 West vs #5 West	#2 West vs #3 East
4:00 PM	#3 West vs #5 East	7:00 PM	#1 West vs #6 West	#1 West vs #4 East	#2 East vs #3 West
7:30 PM	#4 East vs #6 West				

Pool A	Pool C
#1 Seed East	#1 Seed West
#4 Seed West	#4 Seed East
#6 Seed East	#6 Seed West
Pool B	**Pool D**
#2 Seed East	#2 Seed West
#3 Seed West	#3 Seed East
#5 Seed East	#5 Seed West

All Pool Play Games On ESPN+

WEEKEND BRACKET PLAY

SEMIFINALS - SAT., MAY 29 **CHAMPIONSHIP** - SUN., MAY 30

Pool A Winner
ESPN+ Semifinal 1 • 12:00 PM
Pool D Winner
Semifinal 1 Winner

ESPN+ Championship • 1:00 PM

Pool B Winner
ESPN+ Semifinal 2 • 4:00 PM
Pool C Winner
Semifinal 2 Winner

CHAMPIONS

All times central and subject to change

CAREER HIGHS

1 ELI DAVIS • OF
Hits: 3, 3x, last vs Appalachian State (5/4/19)
Runs: 3, 2x, last vs Appalachian State (5/4/19)
RBI: 3 at Georgia Southern (5/11/19)
Walks: 3 vs Appalachian State (5/4/19)
HR: 1 at Stephen F. Austin (2/16/19)
Strikeouts: 2, 5x, last vs Gardner-Webb (5/7/20)
Stolen Bases: 1, 4x, last at Memphis (4/30/19)

2 DREW TIPTON • OF
Hits: 4, 2x, last vs Little Rock (4/1/21)
Runs: 4 vs Little Rock (4/1/21)
RBI: 5 vs Appalachian State (5/4/19)
Walks: 3, 4x, last at at Austin Peay (4/30/21)
HR: 1, 13x, last at Austin Peay (5/2/21)
Strikeouts: 3, 3x, last at Georgia Southern (5/11/19)
Stolen Bases: 3, 3x, last at Oklahoma [DH-2] (3/14/21)

3 GARRETT OLSON • INF
Hits: 2, 5x, last vs Georgia Southern (5/8/21)
Runs: 3 at Illinois State (3/28/21)
RBI: 2 vs Georgia Southern (5/8/21)
Walks: 3 at Illinois State (3/28/21)
HR: 1 vs Georgia Southern (5/8/21)
Strikeouts: 4 vs Little Rock (4/1/21)
Stolen Bases: -

4 JARED TOLER • INF
Hits: 2, 5x, last at Austin Peay (5/1/21)
Runs: 4 at Oklahoma [DH-1] (3/14/21)
RBI: 4 at Austin Peay (4/30/21)
Walks: 2, 3x, last vs Little Rock (4/3/21)
HR: -
Strikeouts: 5 at Louisiana (4/11/21)
Stolen Bases: 1 at Abilene Christian (3/7/21)

5 TYLER DUNCAN • OF
Hits: 4, 3x, last at Dallas Baptist (2/29/20)
Runs: 4 at Louisiana (4/11/21)
RBIs: 6 at Oklahoma [DH-1] (3/14/21)
Walks: 3 at Louisiana (4/11/21)
HR: 1, 15x, last vs Georgia Southern (5/8/21)
Strikeouts: 4, 3x, vs Georgia Southern [DH-2] (5/8/21)
Stolen Bases: 1, 2x, last at Dallas Baptist (2/28/20)

6 BLAKE MCCUTCHEN • INF
Hits: 4 at Texas State (4/25/21)
Runs: 4 at Texas State (4/25/21)
RBIs: 3, 2x, last at Texas State (4/25/21)
Walks: 1, 6x, last at Louisiana (4/11/21)
HR: 1 at Texas State (4/25/21)
Strikeouts: 3 at Oklahoma [DH-1] (3/14/21)
Stolen Bases: 1, 4x, last at Louisiana (4/9/21)

7 ANDREW LEGGO • OF
Hits: 2, 2x, last at Georgia Southern (5/11/19)
Runs: 2 at Texas State (4/20/19)
RBIs: 3 at Georgia Southern (5/11/19)
Walks: 2, 2x, last at Texas State (4/20/19)
HR: 1, 4x, last at Georgia Southern (5/11/19)
Strikeouts: 3 at Louisiana (4/5/19)
Stolen Bases: 1 vs Valporaiso (2/21/19)

8 PARKER ROWLAND • C
Hits: 2, 2x, last at Ole Miss (5/4/2021)
Runs: 1, 5x, at Ole Miss (5/4/2021)
RBIs: 2 at Oklahoma (3/15/21)
Walks: 1, 4x, last at Ole Miss (5/4/2021)
HR: -
Strikeouts: 3 vs Little Rock (4/2/21)
Stolen Bases: -

9 BEN KLUTTS • INF
Hits: 4 at Texas State (4/24/21)
Runs: 4 at Louisiana (4/11/21)
RBI: 2, 7x, last vs Georgia Southern (5/8/21)
Walks: 2, 2x, last at Ole Miss (5/4/2021)
HR: 1, 7x, last vs Georgia Southern [DH-1] (5/8/21)
Strikeouts: 3, 3x, last at Mississippi State (4/13/21)
Stolen Bases: -

10 JACOB HAGER • INF
Hits: 1 at Appalachian State (3/21/21)
Runs: 1, 2x, last at Illinois State (3/27/21)
RBI: -
Walks: 1 at Illinois State (3/27/21)
HR: -
Strikeouts: 1, 3x, last at Oklahoma [DH-2] (3/14/21)
Stolen Bases: -

11 BRANDON HAGER • C/1B
Hits: 1, 4x, last vs UT Arlington (4/17/21)
Runs: 2 at Murray State (3/2/21)
RBI: -
Walks: 2 at Abilene Christian (3/7/21)
HR: -
Strikeouts: 2 at Texas State (4/25/21)
Stolen Bases: 1 at Oklahoma [DH-2] (3/14/21)

12 BRANDON ULMER • OF
Hits: 1, 2x, last at Appalachian State (3/21/21)
Runs: 1, 2x, last at Abilene Christian (3/5/21)
RBI: 1 at Texas State (4/23/21)
Walks: 1 at Abilene Christian (3/5/21)
HR: -
Strikeouts: 2 at Murray State (3/2/21)
Stolen Bases: -

13 WALKER WILLIAMS • LHP
Innings Pitched: 4.0 at Oklahoma [DH-1] (3/14/21)
Strikeouts: 3 at Oklahoma [DH-1] (3/14/21)
Walks Allowed: 4 vs UT Martin [1] (2/27/21)
Hits Allowed: 4 at Oklahoma [DH-1] (3/14/21)
Runs Allowed: 4 vs UT Martin [1] (2/27/21)
Earned Runs Allowed: 4 vs UT Martin [1] (2/27/21)

14 SAM FAGAN • OF
Hits: -
Runs: -
RBI: -
Walks: -
HR: -
Strikeouts: -
Stolen Bases: -

15 LIAM HICKS • INF/C
Hits: 4, 3x, last at Ole Miss (5/4/2021)
Runs: 5 vs MVSU (2/26/20)
RBI: 4 at Austin Peay (5/2/21)
Walks: 3, 2x, last vs MVSU (2/26/20)
HR: 2 at Austin Peay (5/2/21)
Strikeouts: 3, 2x, last vs Little Rock (4/3/21)
Stolen Bases: 1, 2x, last vs Gardner-Webb (3/8/20)

16 BRANDON ANDERSON • RHP
Innings Pitched: 6.0 vs MVSU (2/25/20)
Strikeouts: 13 vs MVSU (2/25/20)
Walks Allowed: 3, 3x, last at Central Arkansas (4/20/21)
Hits Allowed: 8 at Oklahoma (3/15/21)
Runs Allowed: 7 at Oklahoma (3/15/21)
Earned Runs Allowed: 7 at Oklahoma (3/15/21)

17 JARED WILSON • RHP
Innings Pitched: -
Strikeouts: -
Walks Allowed: -
Hits Allowed: -
Runs Allowed: -
Earned Runs Allowed: -

18 WILL NASH • RHP
Innings Pitched: 6.1 at Appalachian State (3/19/21)
Strikeouts: 6 at Austin Peay (5/1/21)
Walks Allowed: 2, 6x, last at Austin Peay (5/1/21
Hits Allowed: 6, 4x, last vs Georgia Southern [DH-1] (5/8/21)
Runs Allowed: 4, 2x, last at Appalachian State (3/19/21)
Earned Runs Allowed: 4, 2x, last at Appalachian State (3/19/21)

19 JOHN HOSKYN • C
Hits: 1, 3x, last at Louisiana (4/11/21)
Runs: -
RBI: 3 at Louisiana (4/11/21)
Walks: 1 at Illinois State (3/26/21)
HR: -
Strikeouts: 2 at Illinois State (3/28/21)
Stolen Bases: -

20 CARTER HOLT • RHP
Innings Pitched: 7.0 vs MVSU (2/26/19)
Strikeouts: 10 vs MVSU (2/26/19)
Walks Allowed: 4 at Ole Miss (2/20/19)
Hits Allowed: 12 at Ole Miss (2/20/19)
Runs Allowed: 10 at Ole Miss (2/20/19)
Earned Runs Allowed: 10 at Ole Miss (2/20/19)

21 JACK JUMPER • RHP
Innings Pitched: 4.0 at Troy (5/17/19)
Strikeouts: 5, 2x, last vs Little Rock (4/1/21)
Walks Allowed: 4 vs Appalachian State (5/5/19)
Hits Allowed: 6 at Louisiana (4/11/21)
Runs Allowed: 5, 2x, last at Louisiana (4/11/21)
Earned Runs Allowed: 5, 2x, last at Louisiana (4/11/21)

23 WILL GROSS • RHP
Innings Pitched: 1.1 at Abilene Christian (3/5/21)
Strikeouts: 1 at Abilene Christian (3/5/21)
Walks Allowed: 9 at Abilene Christian (3/5/21)
Hits Allowed: 5 at Abilene Christian (3/5/21)
Runs Allowed: 12 at Abilene Christian (3/5/21)
Earned Runs Allowed: 12 at Abilene Christian (3/5/21)

24 MAX CHARLTON • RHP
Innings Pitched: 3.2 vs Missouri State (3/10/21)
Strikeouts: 4 at Central Arkansas (4/20/21)
Walks Allowed: 3 at Ole Miss (5/4/2021)
Hits Allowed: 7, 2x, last at Illinois State (3/26/21)
Runs Allowed: 7 at Ole Miss (5/4/2021)
Earned Runs Allowed: 4 vs UT Martin [DH-2] (2/27/21)

25 PHILLIP BRYANT • RHP
Innings Pitched: 1.0, 4x, last at Appalachian State (3/21/21)
Strikeouts: 2, 3x, last at Mississippi State (4/13/21)
Walks Allowed: 3, 3x, last at Illinois State (3/27/21)
Hits Allowed: 3, 2x, last at Mississippi State (4/13/21)
Runs Allowed: 5 at Mississippi State (4/13/21)
Earned Runs Allowed: 5 at Mississippi State (4/13/21)

26 JAKE GISH • INF
Hits: 4 at Abilene Christian (3/7/21)
Runs: 3 at Oklahoma [DH-1] (3/14/21)
RBI: 5 at Louisiana (4/11/21)
Walks: 3 at Abilene Christian (3/6/21)
HR: 1, 6x, last at Ole Miss (5/4/2021)
Strikeouts: 4 at Ole Miss (2/24/21)
Stolen Bases: -

CAREER HIGHS/LOWS

27 KOLLIN STONE • RHP
Innings Pitched: 2.1 at Abilene Christian (3/6/21)
Strikeouts: 4, 2x, last at Louisiana (4/11/21)
Walks Allowed: 4 at Abilene Christian (3/6/21)
Hits Allowed: 5 vs Memphis (4/3/19)
Runs Allowed: 5 vs Memphis (4/3/19)
Earned Runs Allowed: 3, 2x, last at Ole Miss (2/24/21)

28 JOSH ALBAT • RHP
Innings Pitched: 2.0, 2x, last vs SIU (3/10/20)
Strikeouts: 4 vs MVSU (2/26/20)
Walks Allowed: 2, 5x, last at Appalachian State (3/21/21)
Hits Allowed: 2, 2x, last at Central Arkansas (4/20/21)
Runs Allowed: 3 at Central Arkansas (4/20/21)
Earned Runs Allowed: 2, 2x, last at Central Arkansas (4/20/21)

29 MAX GEHLER • RHP
Innings Pitched: 2.0, 4x, last vs SIU (3/10/20)
Strikeouts: 5 vs SEMO (3/3/20)
Walks Allowed: 3 vs MVSU (2/26/20)
Hits Allowed: 3, 2x, last at Mississippi State (4/13/21)
Runs Allowed: 4 vs UT Martin [1] (2/27/20)
Earned Runs Allowed: 4 vs UT Martin [1] (2/27/20)

30 TYLER JEANS • RHP
Innings Pitched: 4.1 at Illinois State (3/26/21)
Strikeouts: 7 vs Little Rock (4/2/21)
Walks Allowed: 5 at Louisiana (4/9/21)
Hits Allowed: 6 at Ole Miss (5/4/2021)
Runs Allowed: 5 at Louisiana (4/9/21)
Earned Runs Allowed: 5 at Louisiana (4/9/21)

31 JADEN WOOLBRIGHT • RHP
Innings Pitched: 1.1 at Louisiana (4/10/21)
Strikeouts: 2 vs UT Martin [1] (2/27/21)
Walks Allowed: 4 at Abilene Christian (3/5/21)
Hits Allowed: 1, 3x, last at Louisiana (4/10/21)
Runs Allowed: 4, 2x, last at Mississippi State (4/13/21)
Earned Runs Allowed: 4, 2x, last at Miss. State (4/13/21)

32 SKY-LAR CULVER • 1B
Hits: 4 at Coastal Carolina (3/30/19)
Runs: 3, 2x, last vs Missouri State (3/10/19)
RBI: 5 at Coastal Carolina (3/30/19)
Walks: 3 vs Appalachian State (5/4/19)
HR: 1, 11x, last at Appalachian State (3/19/21)
Strikeouts: 3, 2x, last at Texas State (4/24/21)
Stolen Bases: 1 vs UT Martin [1] (2/27/21)

33 BRANDON HUDSON • RHP
Innings Pitched: 7.0 vs Georgia Southern (5/8/21)
Strikeouts: 6 vs UT Arlington (4/16/21)
Walks Allowed: 4, 2x, last at Louisiana (4/9/21)
Hits Allowed: 7 at Louisiana (4/9/21)
Runs Allowed: 5 at Texas State (4/23/21)
Earned Runs Allowed: 4 at Texas State (4/23/21)

34 JAYLON DESHAZIER • OF
Hits: 6 vs MVSU (2/26/20)
Runs: 4 vs Appalachian State (5/4/19)
RBI: 7 at New Orleans (3/3/18)
Walks: 3 at Abilene Christian (3/7/21)
HR: 1, 17x, last at Louisiana (4/11/21)
Strikeouts: 4 at Dallas Baptist (2/28/20)
Stolen Bases: -

35 ANDREW McGLYNN • RHP
Innings Pitched: 0+ vs UT Martin [1] (2/27/21)
Strikeouts: -
Walks Allowed: 1 vs UT Martin [1] (2/27/21)
Hits Allowed: -
Runs Allowed: 2 vs UT Martin [1] (2/27/21)
Earned Runs Allowed: 2 vs UT Martin [1] (2/27/21)

36 ZECH JARRARD • RHP
Innings Pitched: 6.0 at Louisiana Tech (3/1/19)
Strikeouts: 8 vs Central Arkansas (4/9/19)
Walks Allowed: 5 at Abilene Christian (3/5/21)
Hits Allowed: 6, 2x, last vs Stephen F. Austin (2/14/20)
Runs Allowed: 7 at Georgia Southern (5/12/19)
Earned Runs Allowed: 6, 2x, last at Abilene Christian (3/5/21)

37 WILL GILMER • RHP
Innings Pitched: 4.1 vs Missouri State (3/10/21)
Strikeouts: 3, 2x, last at Texas State (4/23/21)
Walks Allowed: 3 at Illinois State (3/28/21)
Hits Allowed: 5, 2x, last 6 at Oklahoma [DH-1] (3/14/21)
Runs Allowed: 6 at Appalachian State (3/20/21)
Earned Runs Allowed: 6 at Appalachian State (3/20/21)

38 WILL HUBER • INF/OF
Hits: 1, 16x, last at Ole Miss (5/4/2021)
Runs: 2 at Memphis (4/30/19)
RBI: 2, 2x, last at Austin Peay (4/30/21)
Walks: 2 at Memphis (4/30/19)
HR: 1, 2x, last at Austin Peay (4/30/21)
Strikeouts: 3, 2x, vs Georgia Southern [DH-1] (5/8/21)
Stolen Bases: -

39 JAKE ALGEE • RHP
Innings Pitched: 4.0 at Louisiana (4/10/21)
Strikeouts: 4 at Abilene Christian (3/6/21)
Walks Allowed: 3 at Texas State (4/24/21)
Hits Allowed: 4, 2x, last at Ole Miss (5/4/21)
Runs Allowed: 3 at Mississippi State (4/13/21)
Earned Runs Allowed: 3 at Mississippi State (4/13/21)

40 TRISTAN CAMP • RHP
Innings Pitched: 1.1, 2x, last vs MVSU (2/26/20)
Strikeouts: 2 vs MVSU (2/26/20)
Walks Allowed: 2, 2x, last vs SIU (3/10/20)
Hits Allowed: 4 at Dallas Baptist (2/29/20)
Runs Allowed: 5 at Dallas Baptist (2/29/20)
Earned Runs Allowed: 5 at Dallas Baptist (2/29/20)

41 BRYCE BARTLETT • RHP
Innings Pitched: 1.0 vs UT Arlington (4/17/21)
Strikeouts: 2 vs UT Arlington (4/17/21)
Walks Allowed: 3 at Louisiana (4/10/21)
Hits Allowed: 2 vs UT Arlington (4/17/21)
Runs Allowed: 1 at Louisiana (4/10/21)
Earned Runs Allowed: -

2021 Arkansas State Baseball
Overall Statistics for Arkansas State (as of May 08, 2021)
(All games Sorted by Batting avg)

Record: 16-24 Home: 9-5 Away: 7-19 Sun Belt: 8-10

Player	avg	gp-gs	ab	r	h	2b	3b	hr	rbi	tb	slg%	bb	hp	so	gdp	ob%	sf	sh	sb-att	po	a	e	fld%
15 Hicks, Liam	.398	32-32	118	30	47	9	0	5	24	71	.602	25	8	11	1	.523	2	0	0-0	169	15	3	.984
9 Klutts, Ben	.323	40-40	161	29	52	14	1	5	22	83	.516	11	13	41	5	.404	3	0	0-2	34	65	10	.908
5 Duncan, Tyler	.317	40-40	161	35	51	10	1	9	47	90	.559	19	5	42	2	.401	2	0	0-0	86	2	2	.978
6 McCutchen, Blake	.278	35-33	115	17	32	5	1	1	15	42	.365	6	6	25	0	.344	1	6	4-5	65	81	9	.942
34 Deshazier, Jaylon	.264	39-39	144	20	38	4	1	5	30	59	.410	18	3	44	4	.353	2	0	0-0	69	4	5	.936
26 Gish, Jake	.250	32-28	104	15	26	5	0	5	17	46	.442	10	1	39	1	.316	2	0	0-1	33	40	9	.890
32 Culver, Sky-Lar	.242	35-32	124	16	30	6	0	4	20	48	.387	14	1	29	0	.321	1	0	1-2	27	2	3	.906
3 Olson, Garrett	.235	20-14	51	11	12	2	1	1	5	19	.373	7	1	24	0	.328	2	3	0-0	26	38	5	.928
2 Tipton, Drew	.219	40-40	146	39	32	5	1	7	18	60	.411	30	12	38	2	.392	1	4	9-10	131	1	2	.985
4 Toler, Jared	.204	32-27	103	19	21	6	0	0	9	27	.262	18	3	35	3	.339	0	1	1-1	208	6	1	.995
---																							
19 Hoskyn, John	.333	6-3	9	0	3	1	0	0	3	4	.444	1	0	4	0	.400	0	0	0-0	2	0	0	1.000
8 Rowland, Parker	.224	19-18	58	3	13	3	0	0	6	16	.276	2	1	21	0	.262	0	1	0-0	107	11	5	.959
12 Ulmer, Brandon	.222	6-1	9	2	2	0	0	0	1	2	.222	1	0	4	0	.300	0	0	0-0	0	0	0	.000
38 Huber, Will	.206	23-5	34	7	7	0	0	2	5	13	.382	4	3	16	0	.341	0	0	0-0	12	1	0	1.000
11 Hager, Brandon	.154	14-6	26	5	4	2	0	0	2	6	.231	5	0	9	2	.290	0	0	1-1	23	1	1	.960
10 Hager, Jacob	.143	8-2	7	2	1	0	0	0	0	1	.143	1	0	3	0	.250	0	0	0-0	4	5	2	.818
1 Davis. Eli	.143	9-0	7	0	1	0	0	0	0	1	.143	0	0	3	0	.143	0	0	0-0	0	0	1	.000
Totals	.270	40	1377	250	372	72	6	44	224	588	.427	172	57	388	20	.371	16	15	16-22	1011	304	63	.954
Opponents	.291	40	1373	312	399	62	6	49	277	620	.452	226	47	259	19	.404	17	15	41-53	1038	315	50	.964

LOB - Team (350), Opp (355). DPs turned - Team (26), Opp (22). CI - Team (0), Opp (1). IBB - Team (6), Hicks 3, Duncan 2, Toler 1, Opp (5). Picked off - McCutchen 3, Klutts 1.

(All games Sorted by Earned run avg)

Player	era	w-l	app	gs	cg	sho	sv	ip	h	r	er	bb	so	2b	3b	hr	b/avg	wp	hp	bk	sfa	sha
18 Nash, Will	4.08	3-4	10	10	0	0/2	0	46.1	47	21	21	16	32	9	2	7	.261	5	2	0	2	2
33 Hudson, Brandon	4.30	4-1	12	7	0	0/0	0	44.0	41	25	21	25	28	5	0	5	.243	7	5	0	0	3
20 Holt, Carter	4.83	3-3	11	10	0	0/0	0	54.0	61	36	29	13	34	11	0	9	.272	8	8	0	0	1
---																						
41 Bartlett, Bryce	0.00	0-0	2	0	0	0/0	0	1.2	3	1	0	3	2	0	0	0	.429	1	0	0	0	0
21 Jumper, Jack	5.12	1-2	20	2	0	0/1	4	31.2	36	21	18	14	28	3	1	5	.288	8	3	0	2	0
27 Stone, Kollin	5.12	0-2	15	0	0	0/0	4	19.1	19	11	11	16	26	2	0	1	.257	5	2	1	2	2
39 Algee, Jake	6.31	0-2	16	0	0	0/0	0	25.2	23	18	18	17	16	3	0	5	.237	3	2	1	1	1
30 Jeans, Tyler	6.41	1-2	13	2	0	0/2	0	26.2	30	25	19	24	25	2	0	3	.286	5	2	1	2	3
16 Anderson, Brandon	8.02	1-4	7	4	0	0/0	0	21.1	31	19	19	10	12	7	2	1	.356	2	3	0	2	2
28 Albat, Josh	9.00	0-1	11	0	0	0/0	0	9.0	10	11	9	13	11	4	1	0	.294	5	7	0	2	0
13 Williams, Walker	10.38	2-0	6	0	0	0/0	0	8.2	12	10	10	6	5	3	0	0	.308	0	0	0	1	0
24 Charlton, Max	11.15	0-2	10	2	0	0/0	0	15.1	36	31	19	9	14	6	0	0	.419	2	3	1	1	0
36 Jarrard, Zech	11.57	0-1	3	3	0	0/0	0	4.2	5	6	6	8	2	0	0	2	.263	1	0	0	0	0
37 Gilmer, Will	12.64	1-0	11	0	0	0/0	0	15.2	20	24	22	14	10	5	0	4	.313	6	3	0	1	0
25 Bryant, Phillip	18.90	0-0	8	0	0	0/0	0	6.2	10	15	14	13	9	1	0	4	.345	3	2	1	1	1
31 Woolbright, Jaden	33.00	0-0	5	0	0	0/0	0	3.0	5	12	11	10	4	1	0	2	.333	3	1	0	0	0
29 Gehler, Max	45.00	0-0	5	0	0	0/0	0	2.0	4	10	10	4	0	0	0	1	.444	0	2	0	0	0
23 Gross, Will	81.00	0-0	1	0	0	0/0	0	1.1	5	12	12	9	1	0	0	0	.556	2	0	0	0	0
35 McGlynn, Andrew	99.00	0-0	1	0	0	0/0	0	0.0	0	2	2	1	0	0	0	0		0	2	0	0	0
40 Camp, Tristan	99.00	0-0	1	0	0	0/0	0	0.0	1	2	2	1	0	0	0	0	1.000	0	0	0	0	0
Totals	7.29	16-24	40	40	0	2/2	8	337.0	399	312	273	226	259	62	6	49	.291	66	47	5	17	15
Opponents	5.41	24-16	40	40	1	1/0	9	346.0	372	250	208	172	388	72	6	44	.270	45	57	2	16	15

PB - Team (11), Hicks 5, Rowland 4, Hager, B. 2, Opp (9). Pickoffs - Team (2), Jumper 1, Gilmer 1, Opp (4). SBA/ATT - Hicks (20-23), Rowland (16-21), Nash (5-8), Jumper (5-7), Holt (6-6), Hager, B. (5-6), Gilmer (4-6), Anderson (5-6), Jeans (5-5), Albat (3-4), Gehler (2-3), Bartlett (1-2), Stone (2-2), Algee (2-2), Williams (0-1), Hudson (1-1).

2021 GAME SUMMARY

Score by innings	1	2	3	4	5	6	7	8	9	EX	Total
Arkansas State	25	20	25	29	23	27	39	28	34	0	250
Opponents	16	28	34	44	30	46	44	53	16	1	312

Record when ...

Overall	16-24	After 6 leading	12-3
Conference	8-10	..... trailing	1-20
Non-Conference	8-14	..... tied	3-0
Home games	9-5	After 7 leading	15-3
Away games	7-19	..... trailing	1-19
Neutral site	0-0	..... tied	0-0
Day games	12-14	After 8 leading	16-1
Night games	4-10	..... trailing	0-20
vs Left starter	3-8	..... tied	0-1
vs Right starter	13-16		
1-Run games	1-5	Hit 0 home runs	3-10
2-Run games	2-2	... 1 home run	6-10
5+Run games	9-13	... 2+ home runs	7-4
Extra innings	0-1		
Shutouts	2-1	Opponent 0 home runs	7-8
		..... 1 home run	6-6
Scoring 0-2 runs	0-6	..... 2+ HRs	3-10
..... 3-5 runs	4-13		
..... 6-9 runs	3-3	Made 0 errors	7-3
..... 10+ runs	9-2	.... 1 error	3-7
		.... 2+ errors	6-14
Opponent 0-2 runs	7-0		
..... 3-5 runs	4-3	Opp. made 0 errors	4-8
..... 6-9 runs	3-11	..... 1 error	4-9
..... 10+ runs	2-10	..... 2+ errors	8-7
Scored in 1st inning	9-8	Out-hit opponent	11-6
Opp. scored in 1st	2-10	Out-hit by opponent	5-15
Scores first	14-10	Hits are tied	0-3
Opp. scores first	2-14		

Record when team scores:

Runs	0	1	2	3	4	5	6	7	8	9	10+
W-L	0-1	0-2	0-3	1-5	2-3	1-5	1-2	1-0	0-0	1-1	9-2

Record when opponent scores:

Runs	0	1	2	3	4	5	6	7	8	9	10+
W-L	2-0	3-0	2-0	2-1	1-0	1-2	2-3	1-1	0-2	0-5	2-10

Record when leading after:

Inn.	1	2	3	4	5	6	7	8
W-L	7-4	10-3	12-5	12-5	12-4	12-3	15-3	16-1

Record when trailing after:

Inn.	1	2	3	4	5	6	7	8
W-L	0-7	2-15	1-17	2-17	2-19	1-20	1-19	0-20

Record when tied after:

Inn.	1	2	3	4	5	6	7	8
W-L	9-13	4-6	3-2	2-2	2-1	3-0	0-0	0-1

Current losing streak: 1
Longest winning streak: 4
Longest losing streak: 7

Home attendance : 4256 (12 dates avg = 354)
Away attendance : 19917 (25 dates avg = 796)
Total attendance: 24173 (37 dates avg = 653)

2021 GAME RESULTS

Date	Opponent		Score	Inns	Overall	Sun Belt	Pitcher of record	Attend	Time
Feb 24, 2021	at #1 Ole Miss	L	1-12	9	0-1-0	0-0-0	Jumper (L 0-1)	2635	2:56
Feb 27, 2021	UT MARTIN-1	L	5-21	9	0-2-0	0-0-0	Jumper (L 0-2)	-	3:54
Feb 27, 2021	UT MARTIN-2	L	5-8	6	0-3-0	0-0-0	Nash (L 0-1)	302	1:58
Mar 02, 2021	at Murray State	L	6-9	9	0-4-0	0-0-0	Charlton (L 0-1)	103	3:30
Mar 05, 2021	at Abilene Christian	L	3-26	9	0-5-0	0-0-0	Jarrard (L 0-1)	143	4:01
Mar 06, 2021	at Abilene Christian	L	5-6	(10)	0-6-0	0-0-0	Stone (L 0-1)	228	3:49
Mar 07, 2021	at Abilene Christian	L	4-9	9	0-7-0	0-0-0	Anderson (L 0-1)	238	3:53
Mar 09, 2021	MISSOURI STATE	W	10-2	9	1-7-0	0-0-0	Nash (W 1-1)	341	2:40
Mar 10, 2021	MISSOURI STATE	W	7-3	9	2-7-0	0-0-0	Gilmer (W 1-0)	207	2:56
Mar 14, 2021	at Oklahoma-1	W	15-14	9	3-7-0	0-0-0	Williams (W 1-0)	-	4:07
Mar 14, 2021	at Oklahoma-2	L	1-9	9	3-8-0	0-0-0	Holt (L 0-1)	729	3:03
Mar 15, 2021	at Oklahoma	L	6-12	9	3-9-0	0-0-0	Anderson (L 0-2)	494	3:20
* Mar 19, 2021	at App State	L	4-5	9	3-10-0	0-1-0	Nash (L 1-2)	220	2:37
* Mar 20, 2021	at App State	L	3-8	9	3-11-0	0-2-0	Holt (L 0-2)	220	2:44
* Mar 21, 2021	at App State	L	2-12	7	3-12-0	0-3-0	Anderson (L 0-3)	215	2:14
Mar 23, 2021	MURRAY STATE	W	3-1	9	4-12-0	0-3-0	Hudson (W 1-0)	188	2:35
Mar 26, 2021	at Illinois State	L	3-6	9	4-13-0	0-3-0	Charlton (L 0-2)	0	3:05
Mar 27, 2021	at Illinois State	L	9-10	9	4-14-0	0-3-0	Anderson (L 0-4)	0	3:21
Mar 28, 2021	at Illinois State	W	13-6	9	5-14-0	0-3-0	Williams (W 2-0)	0	3:50
* Apr 01, 2021	LITTLE ROCK	W	10-2	9	6-14-0	1-3-0	Hudson (W 2-0)	405	3:02
* Apr 02, 2021	LITTLE ROCK	W	4-0	9	7-14-0	2-3-0	Jeans (W 1-0)	422	2:40
* Apr 03, 2021	LITTLE ROCK	W	10-6	9	8-14-0	3-3-0	Holt (W 1-2)	510	3:27
* Apr 09, 2021	at Louisiana	L	3-10	9	8-15-0	3-4-0	Jeans (L 1-1)	900	3:18
* Apr 10, 2021	at Louisiana	L	0-9	9	8-16-0	3-5-0	Nash (L 1-3)	851	2:39
* Apr 11, 2021	at Louisiana	W	16-11	9	9-16-0	4-5-0	Jumper (W 1-2)	782	4:01
Apr 13, 2021	at #3 Mississippi State	L	10-18	9	9-17-0	4-5-0	Algee (L 0-1)	2447	3:46
* Apr 16, 2021	UT ARLINGTON	L	5-7	9	9-18-0	4-6-0	Algee (L 0-2)	415	3:03
* Apr 17, 2021	UT ARLINGTON	L	2-9	9	9-19-0	4-7-0	Nash (L 1-4)	356	3:10
* Apr 18, 2021	UT ARLINGTON	W	5-3	9	10-19-0	5-7-0	Holt (W 2-2)	307	2:29
Apr 20, 2021	at Central Arkansas	L	3-5	9	10-20-0	5-7-0	Albat (L 0-1)	245	3:10
* Apr 23, 2021	at Texas State	L	4-11	9	10-21-0	5-8-0	Hudson (L 2-1)	700	3:20
* Apr 24, 2021	at Texas State	L	5-6	9	10-22-0	5-9-0	Stone (L 0-2)	700	3:05
* Apr 25, 2021	at Texas State	W	12-1	9	11-22-0	6-9-0	Holt (W 3-2)	700	3:06
Apr 30, 2021	at Austin Peay	W	12-7	9	12-22-0	6-9-0	Hudson (W 3-1)	206	3:56
May 01, 2021	at Austin Peay	W	11-5	9	13-22-0	6-9-0	Nash (W 2-4)	272	3:22
May 02, 2021	at Austin Peay	W	9-4	9	14-22-0	6-9-0	Anderson (W 1-4)	207	2:30
May 04, 2021	at #9 Ole Miss	L	12-15	9	14-23-0	6-9-0	Jeans (L 1-2)	6682	4:03
* May 07, 2021	GEORGIA SOUTHERN	W	6-1	9	15-23-0	7-9-0	Hudson (W 4-1)	346	2:19
* May 08, 2021	GEORGIA SOUTHERN-1	W	4-0	9	16-23-0	8-9-0	Nash (W 3-4)	-	2:36
* May 08, 2021	GEORGIA SOUTHERN-2	L	2-3	9	16-24-0	8-10-0	Holt (L 3-3)	457	2:21

* = Conference game
() extra inning game

2021 LEADERS

Hitting minimums - 1 Games 50% of Games 3 AB 1.0 AB/Game 1 TPA 1.0 TPA/Game
Pitching minimums - 1 Games 25 IP 10 BF 1 Decisions 1.0 IP/Game

Batting avg	
1. 15 Hicks, Liam	.398
2. 9 Klutts, Ben	.323
3. 5 Duncan, Tyler	.317
4. 6 McCutchen, Blake	.278
5. 34 Deshazier, Jaylon	.264

Slugging pct	
1. 15 Hicks, Liam	.602
2. 5 Duncan, Tyler	.559
3. 9 Klutts, Ben	.516
4. 26 Gish, Jake	.442
5. 2 Tipton, Drew	.411

On base pct	
1. 15 Hicks, Liam	.523
2. 9 Klutts, Ben	.404
3. 5 Duncan, Tyler	.401
4. 2 Tipton, Drew	.392
5. 34 Deshazier, Jaylon	.353

Runs scored	
1. 2 Tipton, Drew	39
2. 5 Duncan, Tyler	35
3. 15 Hicks, Liam	30
4. 9 Klutts, Ben	29
5. 34 Deshazier, Jaylon	20

Hits	
1. 9 Klutts, Ben	52
2. 5 Duncan, Tyler	51
3. 15 Hicks, Liam	47
4. 34 Deshazier, Jaylon	38
5. 2 tied at.....	32

Runs batted in	
1. 5 Duncan, Tyler	47
2. 34 Deshazier, Jaylon	30
3. 15 Hicks, Liam	24
4. 9 Klutts, Ben	22
5. 32 Culver, Sky-Lar	20

Doubles	
1. 9 Klutts, Ben	14
2. 5 Duncan, Tyler	10
3. 15 Hicks, Liam	9
4. 4 Toler, Jared	6
32 Culver, Sky-Lar	6

Triples	
1. 6 tied at.....	1

Home runs	
1. 5 Duncan, Tyler	9
2. 2 Tipton, Drew	7
3. 4 tied at.....	5

Total bases	
1. 5 Duncan, Tyler	90
2. 9 Klutts, Ben	83
3. 15 Hicks, Liam	71
4. 2 Tipton, Drew	60
5. 34 Deshazier, Jaylon	59

Walks	
1. 2 Tipton, Drew	30
2. 15 Hicks, Liam	25
3. 5 Duncan, Tyler	19
4. 4 Toler, Jared	18
34 Deshazier, Jaylon	18

Hit by pitch	
1. 9 Klutts, Ben	13
2. 2 Tipton, Drew	12
3. 15 Hicks, Liam	8
4. 6 McCutchen, Blake	6
5. 5 Duncan, Tyler	5

Sac bunts	
1. 6 McCutchen, Blake	6
2. 2 Tipton, Drew	4
3. 3 Olson, Garrett	3
4. 8 Rowland, Parker	1
4 Toler, Jared	1

Sac flies	
1. 9 Klutts, Ben	3
2. 5 tied at.....	2

Stolen bases	
1. 2 Tipton, Drew	9
2. 6 McCutchen, Blake	4
3. 11 Hager, Brandon	1
4 Toler, Jared	1
32 Culver, Sky-Lar	1

Caught stealing	
1. 9 Klutts, Ben	2
2. 6 McCutchen, Blake	1
26 Gish, Jake	1
32 Culver, Sky-Lar	1
2 Tipton, Drew	1

Steal attempts	
1. 2 Tipton, Drew	10
2. 6 McCutchen, Blake	5
3. 32 Culver, Sky-Lar	2
9 Klutts, Ben	2
5. 3 tied at.....	1

Stolen base pct	
1. 4 Toler, Jared	1.000
2. 2 Tipton, Drew	.900
3. 6 McCutchen, Blake	.800
4. 32 Culver, Sky-Lar	.500
5. 9 Klutts, Ben	.000

Strikeouts	
1. 34 Deshazier, Jaylon	44
2. 5 Duncan, Tyler	42
3. 9 Klutts, Ben	41
4. 26 Gish, Jake	39
5. 2 Tipton, Drew	38

Grounded into DP	
1. 9 Klutts, Ben	5
2. 34 Deshazier, Jaylon	4
3. 4 Toler, Jared	3
4. 3 tied at.....	2

Total plate appearances	
1. 2 Tipton, Drew	194
2. 9 Klutts, Ben	188
3. 5 Duncan, Tyler	187
4. 34 Deshazier, Jaylon	167
5. 15 Hicks, Liam	153

At bats	
1. 9 Klutts, Ben	161
5 Duncan, Tyler	161
3. 2 Tipton, Drew	146
4. 34 Deshazier, Jaylon	144
5. 32 Culver, Sky-Lar	124

Games played	
1. 9 Klutts, Ben	40
2 Tipton, Drew	40
5 Duncan, Tyler	40
4. 34 Deshazier, Jaylon	39
5. 2 tied at.....	35

Game starts	
1. 2 Tipton, Drew	40
5 Duncan, Tyler	40
9 Klutts, Ben	40
4. 34 Deshazier, Jaylon	39
5. 6 McCutchen, Blake	33

Games as sub	
1. 38 Huber, Will	18
2. 1 Davis. Eli	9
3. 11 Hager, Brandon	8
4. 3 Olson, Garrett	6
10 Hager, Jacob	6

2021 LEADERS

Hitting minimums - 1 Games 50% of Games 3 AB 1.0 AB/Game 1 TPA 1.0 TPA/Game
Pitching minimums - 1 Games 25 IP 10 BF 1 Decisions 1.0 IP/Game

Earned run avg	
1. 18 Nash, Will	4.08
2. 33 Hudson, Brandon	4.30
3. 20 Holt, Carter	4.83

Opposing bat avg	
1. 33 Hudson, Brandon	.243
2. 18 Nash, Will	.261
3. 20 Holt, Carter	.272

Won-loss pct	
1. 33 Hudson, Brandon	.800
2. 20 Holt, Carter	.500
3. 18 Nash, Will	.429

Wins	
1. 33 Hudson, Brandon	4
2. 20 Holt, Carter	3
18 Nash, Will	3
4. 13 Williams, Walker	2
5. 4 tied at.....	1

Losses	
1. 18 Nash, Will	4
16 Anderson, Brandon	4
3. 20 Holt, Carter	3
4. 5 tied at.....	2

Saves	
1. 27 Stone, Kollin	4
21 Jumper, Jack	4

Innings pitched	
1. 20 Holt, Carter	54.0
2. 18 Nash, Will	46.1
3. 33 Hudson, Brandon	44.0

Batters struck out	
1. 20 Holt, Carter	34
2. 18 Nash, Will	32
3. 21 Jumper, Jack	28
33 Hudson, Brandon	28
5. 27 Stone, Kollin	26

Appearances	
1. 21 Jumper, Jack	20
2. 39 Algee, Jake	16
3. 27 Stone, Kollin	15
4. 30 Jeans, Tyler	13
5. 33 Hudson, Brandon	12

Games started	
1. 20 Holt, Carter	10
18 Nash, Will	10
3. 33 Hudson, Brandon	7
4. 16 Anderson, Brandon	4
5. 36 Jarrard, Zech	3

Games finished	
1. 27 Stone, Kollin	14
2. 21 Jumper, Jack	6
3. 28 Albat, Josh	5
4. 39 Algee, Jake	3
5. 4 tied at.....	2

Games in relief	
1. 21 Jumper, Jack	18
2. 39 Algee, Jake	16
3. 27 Stone, Kollin	15
4. 3 tied at.....	11

Wild pitches	
1. 21 Jumper, Jack	8
20 Holt, Carter	8
3. 33 Hudson, Brandon	7
4. 37 Gilmer, Will	6
5. 4 tied at.....	5

Balks	
1. 27 Stone, Kollin	1
30 Jeans, Tyler	1
25 Bryant, Phillip	1
39 Algee, Jake	1
24 Charlton, Max	1

Hit batters	
1. 20 Holt, Carter	8
2. 28 Albat, Josh	7
3. 33 Hudson, Brandon	5
4. 4 tied at.....	3

Intentional BB allowed	
1. 30 Jeans, Tyler	2
2. 33 Hudson, Brandon	1
27 Stone, Kollin	1
21 Jumper, Jack	1

Runners picked off	
1. 21 Jumper, Jack	1
37 Gilmer, Will	1

Batters SO out looking	
1. 20 Holt, Carter	17
2. 27 Stone, Kollin	12
3. 33 Hudson, Brandon	11
18 Nash, Will	11
5. 2 tied at.....	8

Sac bunts allowed	
1. 33 Hudson, Brandon	3
30 Jeans, Tyler	3
3. 16 Anderson, Brandon	2
18 Nash, Will	2
27 Stone, Kollin	2

Sac flies allowed	
1. 6 tied at.....	2

Hits allowed	
1. 33 Hudson, Brandon	41
2. 18 Nash, Will	47
3. 20 Holt, Carter	61

Runs allowed	
1. 18 Nash, Will	21
2. 33 Hudson, Brandon	25
3. 20 Holt, Carter	36

Earned runs allowed	
1. 33 Hudson, Brandon	21
18 Nash, Will	21
3. 20 Holt, Carter	29

Walks allowed	
1. 20 Holt, Carter	13
2. 18 Nash, Will	16
3. 33 Hudson, Brandon	25

Doubles allowed	
1. 33 Hudson, Brandon	5
2. 18 Nash, Will	9
3. 20 Holt, Carter	11

Triples allowed	
1. 20 Holt, Carter	0
33 Hudson, Brandon	0
3. 18 Nash, Will	2

Home runs allowed	
1. 33 Hudson, Brandon	5
2. 18 Nash, Will	7
3. 20 Holt, Carter	9

2021 SINGLE GAME HIGHS

Batting

At bats:	43	-	at Ole Miss (May 04, 2021)
Runs scored:	16	-	at Louisiana (Apr 11, 2021)
Hits:	19	-	at Illinois State (Mar 28, 2021)
RBIs:	15	-	at Oklahoma (Mar 14, 2021)
	15	-	at Louisiana (Apr 11, 2021)
Doubles:	6	-	at Ole Miss (May 04, 2021)
Triples:	1	-	(6 times)
Home runs:	4	-	at Oklahoma (Mar 14, 2021)
	4	-	at Ole Miss (May 04, 2021)
Total bases:	34	-	at Ole Miss (May 04, 2021)
Walks:	12	-	at Abilene Christian (Mar 07, 2021)
Strikeouts:	18	-	at Ole Miss (Feb 24, 2021)
Sac hits:	2	-	at App State (Mar 19, 2021)
	2	-	at Texas State (Apr 24, 2021)
	2	-	vs Georgia Southern (May 08, 2021)
Sac flies:	2	-	(4 times)
Stolen bases:	2	-	at Louisiana (Apr 11, 2021)
	2	-	at Austin Peay (Apr 30, 2021)
Hit by pitch:	5	-	at Murray State (Mar 02, 2021)
	5	-	at Louisiana (Apr 11, 2021)
Caught stealing:	1	-	(6 times)
Runners LOB:	17	-	at Abilene Christian (Mar 07, 2021)
Hit into DP:	2	-	(5 times)

Fielding

Putouts:	28	-	at Abilene Christian (Mar 06, 2021)
Assists:	11	-	(4 times)
Errors:	4	-	at Ole Miss (Feb 24, 2021)
	4	-	at Oklahoma (Mar 15, 2021)
	4	-	at Central Arkansas (Apr 20, 2021)
Passed balls:	1	-	(11 times)
DPs turned:	3	-	at Texas State (Apr 25, 2021)

Pitching

Innings pitched:	9.1	-	at Abilene Christian (Mar 06, 2021)
Runs allowed:	26	-	at Abilene Christian (Mar 05, 2021)
Earned runs:	26	-	at Abilene Christian (Mar 05, 2021)
Walks allowed:	21	-	at Abilene Christian (Mar 05, 2021)
Strikeouts:	14	-	vs UT Arlington (Apr 17, 2021)
Hits allowed:	18	-	at Ole Miss (May 04, 2021)
Doubles allowed:	5	-	at Abilene Christian (Mar 07, 2021)
	5	-	at Oklahoma (Mar 14, 2021)
Triples allowed:	2	-	vs UT Martin (Feb 27, 2021)
Homers allowed:	7	-	at Louisiana (Apr 11, 2021)
Wild pitches:	6	-	at Abilene Christian (Mar 05, 2021)
	6	-	at Austin Peay (Apr 30, 2021)
Hit batters:	7	-	vs UT Martin (Feb 27, 2021)

PHOTO ROSTER

1 ELI **DAVIS**
SO - INF
BRIGHTON, TENN.
BRIGHTON HS

2 DREW **TIPTON**
SR - OF
BRYANT, ARK.
BRYANT HS

3 GARRETT **OLSON**
SO - INF
LINCOLN, NEB.
IOWA WESTERN CC

4 JARED **TOLER**
FR - INF
BENTON, AR
HARMONY GROVE HS

5 TYLER **DUNCAN**
SR - INF
SOOKE, B.C.
CROWDER CC

6 BLAKE **McCUTCHEN**
JR - INF
CABOT, ARK.
DYERSBURG ST. CC

7 ANDREW **LEGGO**
JR - OF
WATERLOO, ONT.
ST. DAVID'S SEC.

8 PARKER **ROWLAND**
FR - C
OWASSO, OKLA.
BISHOP KELLY HS

9 BEN **KLUTTS**
JR - INF
POTEAU, OKLA.
CARL ALBERT ST. COLL.

10 JACOB **HAGER**
FR - INF
FESTUS, MO.
LUTHERAN HS

11 BRANDON **HAGER**
FR - INF
FESTUS, MO.
LUTHERAN HS

12 BRANDON **ULMER**
FR - OF
BOONEVILLE, ARK.
BOONEVILLE HS



13 WALKER **WILLIAMS**
FR - LHP
SPRINGDALE, ARK.
SHILOH CHRISTIAN

14 SAM **FAGAN**
FR - OF
JONESBORO, ARK.
VALLEY VIEW HS

15 LIAM **HICKS**
JR - C/INF
TORONTO, ONT.
MINERAL AREA CC

16 BRANDON **ANDERSON**
JR - RHP
OMAHA, NEB.
NEOSHO CC



17 JARED **WILSON**
JR - RHP
CONWAY, ARK.
COWLEY COUNTY CC

18 WILL **NASH**
JR - RHP
WHEATLEY, ARK.
SOUTHWEST TN. ST. CC

19 JOHN **HOSKYN**
FR - C
STUTTGART, ARK.
STUTTGART HS

20 CARTER **HOLT**
JR - RHP
JACKSON, TENN.
JACKSON CHRISTIAN HS

21 JACK **JUMPER**
SR - RHP
BENTON, ARK.
CROWDER CC

23 WILL **GROSS**
FR - RHP
MOUNTAIN HOME, ARK.
MOUNTAIN HOME HS

24 MAX **CHARLTON**
FR - RHP
LENEXA, KAN.
ST. JAMES ACADEMY

25 PHILLIP **BRYANT**
R-FR - RHP
LITTLE ROCK, ARK.
KANSAS CITY CC

26 JAKE **GISH**
FR - INF
WATERLOO, NEB.
ELKHORN SOUTH HS

27 KOLLIN **STONE**
SR - RHP
LAKE CITY, ARK.
MINERAL AREA CC

28 JOSH **ALBAT**
FR - RHP
VILONIA, ARK.
VILONIA HS

29 MAX **GEHLER**
JR - RHP
COLLEYVILLE, TEXAS
HOWARD CC

30 TYLER **JEANS**
FR - RHP
TEXARKANA, ARK.
PLEASANT GROVE HS

31 JADEN **WOOLBRIGHT**
FR - RHP
BENTON, ARK.
BENTON HS

32 SKY-LAR **CULVER**
SR - INF
MOUNTAIN HOME, ARK.
ALLEN CC

33 BRANDON **HUDSON**
SO - RHP
ROLAND, ARK.
NORTHERN OKLA. CC

34 JAYLON **DESHAZIER**
JR - OF
PINE BLUFF, ARK.
PINE BLUFF HS

35 ANDREW **MCGLYNN**
SO - RHP
ROGERS, ARK.
ROGERS HS

36 ZECH **JARRARD**
SR - RHP
TEMPLE CITY, CALIF.
EAST L.A. CC

37 WILL **GILMER**
FR - RHP
SIKESTON, MO.
SIKESTON HS

38 WILL **HUBER**
JR - INF
CORDOVA, TENN.
ST. BENEDICT AT AUBURNDALE HS

39 JAKE **ALGEE**
FR - RHP
BROOKLAND, ARK.
BROOKLAND HS

40 TRISTAN **CAMP**
FR - RHP
MONTGOMERY CITY, MO.
MONTGOMERY CO. HS

41 BRYCE **BARTLETT**
SO - RHP
SEARCY, ARK.
CROWDER CC

TOMMY **RAFFO**
HEAD COACH
13th SEASON



RICK **GUARNO**
ASST. COACH/
RECRUITING COORD.
4th SEASON

ROWDY **HARDY**
ASSISTANT COACH/
PITCHING COACH
4th SEASON

ZACH **GEORGE**
VOLUNTEER
ASSISTANT
1st SEASON