ARKANSAS BASEBALL

ArkansasRazorbacks.com ||| @RazorbackBSB ||| Contact: Oliver Grigg (ogrigg@uark.edu)

2026 SCHEDULE & RESULTS

FEBRUARY

13	vs. Oklahoma State ^	FloCollege	W, 12-2 (8)
14	vs. #10 TCU ^	FloCollege	L, 5-4
15	vs. Texas Tech ^	FloCollege	W, 6-5 (11)
16	vs. Tarleton State #		W, 3-1
20	**XAVIER**	**SECN+**	**W, 5-2**
21	**XAVIER**	**SECN+**	**W, 7-6**
22	**XAVIER**	**SECN+**	**W, 11-0 (8)**
24	**ARKANSAS STATE**	**SECN+**	**L, 12-4**
25	**ARKANSAS STATE**	**SECN+**	**W, 1-0**
27	**UT ARLINGTON**	**SECN+**	**L, 4-3**
28	**UT ARLINGTON**	**SECN+**	**W, 9-0**

MARCH

1	**UT ARLINGTON**	**SECN+**	**W, 11-1 (7)**
3	**ORAL ROBERTS**	**SECN+**	**W, 10-2**
6	**STETSON**		**W, 7-1**
7	**STETSON**	**SECN+**	**W, 13-1 (7)**
8	**STETSON**	**SECN+**	**L, 4-1**
9	**STETSON**	**SECN+**	**L, 6-4**
13	**#3 MISSISSIPPI STATE ***	**SECN+**	**6 P.M.**
14	**#3 MISSISSIPPI STATE ***	**SECN**	**1 P.M.**
15	**#3 MISSISSIPPI STATE ***	**SECN**	**2 P.M.**
17	**NORTHERN COLORADO**	**SECN+**	**6 P.M.**
18	**NORTHERN COLORADO**	**SECN+**	**3 P.M.**
20	South Carolina *	SECN+	6 p.m.
21	South Carolina *	SECN+	3 p.m.
22	South Carolina *	SECN+	12:30 p.m.
24	**UCA**	**SECN+**	**6 P.M.**
27	**FLORIDA ***	**SECN+**	**6 P.M.**
28	**FLORIDA ***	**SECN+**	**1 P.M.**
29	**FLORIDA ***	**SECN**	**NOON**
31	Missouri State	ESPN+	6 p.m.

APRIL

2	Auburn *	ESPN2	6 p.m.
3	Auburn *	SECN+	2 p.m.
4	Auburn *	SECN+	2 p.m.
7	**LITTLE ROCK**	**SECN+**	**6 P.M.**
10	Alabama *	SECN+	6 P.M.
11	Alabama *	SECN	4 P.M.
12	Alabama *	SECN+	1 p.m.
14	UAPB @	SECN+	6 P.M.
16	**GEORGIA ***	**ESPNU**	**7 P.M.**
17	**GEORGIA ***	**SECN+**	**6 P.M.**
18	**GEORGIA ***	**SECN+**	**1 P.M.**
21	**MISSOURI STATE**	**SECN+**	**6 P.M.**
23	Missouri *	SECN	7 P.M.
24	Missouri *	SECN	7 P.M.
25	Missouri *	SECN+	2 P.M.
28	**NORTHWESTERN STATE**	**SECN+**	**6 P.M.**
29	**NORTHWESTERN STATE**	**SECN+**	**3 P.M.**

MAY

1	**OLE MISS ***	**SECN+**	**6 P.M.**
2	**OLE MISS ***	**SECN+**	**2 P.M.**
3	**OLE MISS ***	**SECN**	**2 P.M.**
8	**OKLAHOMA ***	**SECN+**	**6 P.M.**
9	**OKLAHOMA ***	**SECN+**	**2 P.M.**
10	**OKLAHOMA ***	**SECN+**	**1 P.M.**
14	Kentucky *	SECN+	5:30 p.m.
15	Kentucky *	SECN+	5:30 p.m.
16	Kentucky *	SECN+	1 p.m.

All times Central; Home game in **BOLD**; * - SEC opponent
^ - Shriners Children's College Showdown (Globe Life Field in Arlington, Texas)
# - Amegy Bank College Baseball Series (Globe Life Field in Arlington, Texas)
@ - Game played at CHI St. Vincent Field at Dickey-Stephens Park in North Little Rock, Ark.

GAME 18 ||| #3 MISSISSIPPI STATE vs. #5 ARKANSAS ||| MARCH 13

SEC OPENING WEEKEND ||| FAYETTEVILLE, AR ||| BAUM-WALKER STADIUM ||| SEC NETWORK+

15-2
0-0 SEC

12-5
0-0 SEC

MISSISSIPPI STATE BULLDOGS

In the Polls.....2 (BA) | 3 (D1Baseball)
.....3 (NCBWA) | 4 (PG) | 3 (USA Today)
Head Coach..... Brian O'Connor
Career Record.....932-390-2 (23rd season)
Record at Mississippi State .....15-2 (1st season)

ARKANSAS RAZORBACKS

In the Polls..... 8 (BA) | 5 (D1Baseball)
.....6 (NCBWA) | 7 (PG) | 6 (USA Today)
Head Coach.....Dave Van Horn
Career Record.....1,530-717 (38th season)
Record at Arkansas..... 945-477 (24th season)

ON THE MOUND

Mississippi State RHP Ryan McPherson (3-0, 1.96 ERA)

vs.

Arkansas RHP Gabe Gaeckle (2-1, 2.61 ERA)

LEADING OFF

HOGS VS. DOGS

- Fifth-ranked Arkansas hosts third-ranked Mississippi State inside the friendly confines of Baum-Walker Stadium on SEC Opening Weekend.
- First pitch in the top five showdown between the Hogs and Bulldogs is scheduled for 6 p.m. Friday, March 13, on SEC Network+ with Brett Dolan (play-by-play) and Troy Eklund (analyst) on the call.

SEC OPENING WEEKEND

- Since joining the conference ahead of the 1992 season, Arkansas owns a 17-16 series record on SEC Opening Weekend, including an 11-3 record in home series and a 6-13 record in road series.
- The Hogs, opening league play at home for the eighth time in the last nine seasons, have won eight consecutive SEC Opening Weekend series with six sweeps in the process.
- Arkansas swept Mississippi State in 2017, Kentucky in 2018, Missouri in 2019, Kentucky in 2022, Auburn in 2023 and, most recently, Missouri in 2024.
- The Razorbacks, who took two-of-three games on the road against Ole Miss in Oxford, Miss., last year, have not lost an SEC Opening Weekend series since being swept by South Carolina in Columbia, S.C., in 2016.

HISTORY LESSON

- Arkansas is 61-58 all-time against Mississippi State, including a 29-20 record in Fayetteville. Under Dave Van Horn (2003-pres.), the Razorbacks are 38-29 overall and 20-13 at Baum-Walker Stadium against the Bulldogs.
- The Hogs have won eight consecutive series against the Bulldogs inside the friendly confines of Baum-Walker Stadium (2009, 2011, 2013, 2015, 2017, 2019, 2022 & 2024), with the last series loss in Fayetteville coming in 2007.
- Arkansas will square off against Mississippi State on SEC Opening Weekend for the first time since 2017, and for only the second time since joining the conference in 1992.
- In the last SEC Opening Weekend series between the two programs during the 2017 campaign, the Razorbacks swept the Bulldogs at Baum-Walker Stadium.

WINNING WAYS IN LEAGUE PLAY

- Entering the 2026 campaign, Arkansas has won 18-plus SEC games in eight consecutive seasons and 20-plus SEC games in five of the last six seasons (2019, 2021, 2022, 2023 & 2025).
- LSU is the only other program in SEC history to record at least eight consecutive seasons of 18 or more SEC victories (10 from 1996-2005).

AMERICA'S CATCHER

- **C Ryder Helfrick** has established himself as one of the best catchers in college baseball after a breakout sophomore season and strong summer with the USA Baseball Collegiate National Team.
- Helfrick entered the 2026 campaign with preseason All-America praise from Baseball America, D1Baseball and NCBWA as well as preseason All-SEC honors from the league's 16 head coaches.
- He has also received preseason watch list consideration for national honors, including Baseball America Player of the Year Award, Bobby Bragan National Collegiate Slugger Award, Buster Posey National Collegiate Catcher of the Year Award and Golden Spikes Award.
- In 2025, the Discovery Bay, Calif., native played in 61 games with 56 starts as a sophomore, slashing .305/.420/.616 with 15 home runs and 38 RBI to help lead Arkansas to the College World Series.
- The Razorbacks' star catcher, who recorded 14 multi-hit games and 11 multi-RBI games in 2025, was even better in SEC play. Helfrick slashed .337/.449/.635 with seven home runs and 21 RBI in 30 games against conference opponents to lead Arkansas to its third consecutive 20-win season in league play (2023, 2024, 2025).
- Defensively, Helfrick was one of the best behind the dish in all of college baseball last year, committing only three errors in 629 total chances (.995 fielding percentage) and throwing out 10-of-45 attempted base stealers (.222 caught stealing percentage).
- Following the season, Helfrick was named to the 26-man roster for the USA Baseball Collegiate National Team, which competed in the 45th USA vs. Japan Collegiate All-Star Series in various locations across Japan. One of three Razorbacks on the squad along with RHP Gabe Gaeckle and LHP Cole Gibler, he became the 25th Hog since 1979 to play for the USA Baseball Collegiate National Team.
- This season, Helfrick has started all 17 games at catcher and is slashing .328/.481/.603 with five home runs and 11 RBI. He leads the team in walks (18) and has a team-high 17-game reached base streak.

GET THE GACK

- **RHP Gabe Gaeckle** has established himself as one of the best arms in college baseball after a strong sophomore season and an eye-catching summer with the USA Baseball Collegiate National Team.
- Gaeckle entered the 2026 campaign with preseason All-America honors from Baseball America and Perfect Game as well as preseason All-SEC praise from the league's 16 head coaches.
- He has also received watch list consideration for Baseball America Pitcher of the Year Award, College Baseball Foundation National Pitcher of the Year Award and Golden Spikes Award.
- In 2025, the Aptos, Calif., native made 19 appearances with nine starts on the mound as a sophomore, posting a 4-2 record with a 4.42 ERA and two saves in 71.1 innings of work to help lead Arkansas to the College World Series for the 12th time in program history.
- Gaeckle racked up 92 strikeouts while limiting opposing hitters to a .235 batting average during the 2025 campaign, turning in his best outing of the year at the College World Series with a career-high 10 strikeouts over six innings of one-run ball in relief against LSU.
- Following the season, Gaeckle was named to the 26-man roster for the USA Baseball Collegiate National Team, which competed in the 45th USA vs. Japan Collegiate All-Star Series in various locations across Japan. One of three Razorbacks on the squad along with LHP Cole Gibler and C Ryder Helfrick, he became Arkansas' second two-time team member in program history (RHP Ryne Stanek in 2011-12).
- This season, Gaeckle has lived up to the hype through his first four starts on the mound. The right-hander owns a 2-1 record with a 2.61 ERA and 27 strikeouts in 20.2 innings of work on the mound.
- Gaeckle logged his first quality start against Stetson (March 6), firing a career long-matching six shutout frames with six strikeouts. He struck out a season-high nine batters over 4.1 innings in his Opening Day start against Oklahoma State (Feb. 13) in Arlington, Texas, at Globe Life Field in the Shriners Children's College Showdown.

THE HAWAIIAN HAMMAH

- **OF Kuhio Aloy**, on the heels of an All-America season a year ago, entered the 2026 campaign as an NCBWA preseason All-American and preseason All-SEC selection by the league's 16 head coaches.
- Playing alongside his older brother Wehiwa, the Golden Spikes Award winner and SEC Player of the Year, in 2025, Kuhio slashed .317/.404/.539 with 13 home runs and a team-high 70 RBI to help lead Arkansas to its 12th College World Series appearance in history.
- The Wailuku, Hawai'i, native, who had 20 multi-hit games and a team-best 19 multi-RBI games, was a semifinalist for the Dick Howser Trophy and earned All-SEC praise at designated hitter.

MR. DIETZ

- **LHP Hunter Dietz**, fully healthy after injury-plagued seasons as a true freshman and redshirt freshman in 2024 and 2025, respectively, is showing why he's one of the top left-handers in college baseball.
- Through his first four starts of the season, the Trinity, Fla., native is 2-1 with a 2.84 ERA and a team-leading 34 strikeouts in 19.0 innings.
- Dietz has logged two quality starts this year, tossing a career-long seven shutout innings with eight strikeouts against UT Arlington (Feb. 28) before fanning a career-high 12 batters in six innings of one-run ball (zero earned) against Stetson (March 7).

BIG TUNA

- **LHP Colin Fisher** has blossomed in his Sunday starter role for the Hogs, boasting a 2-1 record with a 1.17 ERA and 30 strikeouts in a team-leading 23.0 innings on the mound this season.
- The left-hander has allowed just five runs (three earned) on 13 hits and only three walks while limiting opposing hitters to a miniscule .159 batting average against through his first four outings.
- The Noble, Okla., native, who has two quality starts this year, fanned a career-high 11 batters while allowing just one hit over a career-long eight shutout innings against Xavier (Feb. 22). Fisher was named SEC Pitcher of the Week after recording the first eight-inning complete-game shutout and first eight-inning one-hitter in program history
- Fisher began his campaign with 22.0 consecutive innings pitched without allowing an earned run, the second-longest scoreless streak to start a season by a Razorback pitcher in the Dave Van Horn era.

Pitcher	Season	Innings Pitched
Barrett Astin	2012	22.2
Colin Fisher	**2026**	**22.0**
Tyler Wright	2013	20.1
Michael Gunn	2013	20.0
DJ Baxendale	2012	19.2
Chris Oliver	2013	17.2

DUCK COMMANDER

- **INF Camden Kozeal**, after helping lead Arkansas to the College World Series appearance last year, entered the 2026 campaign as a preseason All-American by Baseball America and NCBWA as well as a preseason All-SEC selection by the league's 16 head coaches.
- The Omaha, Neb., native played in 60 games with 55 starts (30 at first base, 25 at second base) and slashed .333/.386/.606 with 15 home runs and 62 RBI in 2025, his first season as a Razorback.
- Kozeal has continued to power the Arkansas offense, slashing .359/.440/.750 with six home runs and 22 RBI through his first 16 games of 2026. He leads the Hogs in nearly every major offensive category: batting average (.359), runs (19), hits (23), doubles (5), triples (1), home runs (6), RBI (22), total bases (48), slugging (.750).

***LHP Hunter Dietz**, fully healthy after injury-plagued seasons in both 2024 and 2025, has emerged as one of the best left-handed pitchers in all of college baseball.*

MLB PIPELINE TOP 100 PROSPECTS FOR 2026 MLB DRAFT

- A nation-leading four (4) Razorbacks are included in MLB Pipeline's rankings of the top 100 prospects for the 2026 MLB Draft.

Rank	Player	Position
24	Gabe Gaeckle	RHP
29	Ryder Helfrick	C
38	Hunter Dietz	LHP
85	Carson Wiggins*	RHP

**sophomore-eligible*

D1BASEBALL TOP 150 COLLEGE PROSPECTS FOR 2026 MLB DRAFT

- A nation-leading seven (7) Razorbacks are included in D1Baseball's rankings of the top 150 college prospects for the 2026 MLB Draft.

Rank	Player	Position
13	Gabe Gaeckle	RHP
17	Ryder Helfrick	C
33	Hunter Dietz	LHP
71	Carson Wiggins*	RHP
83	Kuhio Aloy	OF
84	Maika Niu	OF
86	TJ Pompey	INF

**sophomore-eligible*

D1BASEBALL TOP 100 COLLEGE PROSPECTS FOR 2027 MLB DRAFT

- Two (2) Razorbacks are included in D1Baseball's rankings of the top 100 college prospects for the 2027 MLB Draft.

Rank	Player	Position
15	Cole Gibler	LHP
50	Brenton Clark	OF

MACHINE OF CONSISTENCY

- Since the start of the 2017 season, Arkansas is the winningest college baseball program in the country (as of March 12, 2026).

Team	Wins ('17 - '18 - '19 - '20 - ' 21 - '22 - '23 - '24 - '25 - '26
Arkansas	**395 (45 - 48 - 46 - 11 - 50 - 46 - 43 - 44 - 50 - 12)**
LSU	384 (52 - 39 - 40 - 12 - 38 - 40 - 54 - 43 - 53 - 13)
Southern Miss	384 (50 - 44 - 40 - 12 - 40 - 47 - 46 - 43 - 47 - 15)
Oregon State	382 (56 - 55 - 36 - 5 - 37 - 48 - 41 - 45 - 48 - 11)
Tennessee	382 (27 - 29 - 40 - 15 - 50 - 57 - 44 - 60 - 46 - 13)
Florida	373 (52 - 49 - 34 - 16 - 38 - 42 - 54 - 36 - 39 - 15)
Vanderbilt	365 (36 - 35 - 59 - 13 - 49 - 39 - 42 - 38 - 43 - 11)
East Carolina	364 (32 - 44 - 47 - 13 - 44 - 46 - 47 - 46 - 35 - 10)
Dallas Baptist	356 (42 - 42 - 43 - 12 - 41 - 34 - 47 - 45 - 41 - 9)

- Under Dave Van Horn, in his 24rd year as head coach, Arkansas has recorded eight 45-win seasons as well as two 50-win seasons.

Season	Total Wins
2004	45
2012	46
2017	45
2018	48
2019	46
2021	50
2022	46
2025	50

- Excluding the shortened 2020 season, the Razorbacks are the only SEC team, and one of only two teams in the country (also Southern Miss), to record 40-plus wins in each of the last eight full seasons.

Season	Overall Wins	SEC Wins
2017	45	18
2018	48	18
2019	46	20
2021	50	22
2022	46	18
2023	43	20
2024	44	20
2025	50	20

IT JUST MEANS MORE WINS

- Arkansas, winners of a program-record 12 consecutive SEC games in 2025, has won 18 or more SEC games for eight straight seasons.
- LSU is the only other team in SEC history to record at least eight consecutive seasons of 18-plus SEC victories (10 from 1996-2005).
- By going 11-1 thru its first 12 SEC games in 2025, Arkansas went 8-4 or better in SEC play for the eighth consecutive seasons (2017-present).
- It represents the best stretch of starting 8-4 or better in SEC play by a team since LSU did so in eight consecutive seasons from 1991-98.

THE BIG TWO-0

- Arkansas has finished with 20 or more SEC victories in a season six times in program history, including five times under Dave Van Horn.

Year	SEC Record (Finish)
1999	22-8 (SEC overall champions)
2019	20-10 (SEC Western Division champions)
2021	22-8 (SEC overall champions)
2023	20-10 (SEC overall champions)
2024	20-10 (SEC Western Division champions)
2025	20-10 (2nd overall)

- Arkansas hit the 20-win mark in SEC play for the third straight seasons in 2025, becoming the first SEC team in to win 20 or more league games in five of six seasons as well as one of three SEC teams in history along with Tennessee (1993-95) and LSU (1996-98) with three consecutive 20-win seasons in league play.

GONE STREAKING

- Arkansas has recorded 11 winning streaks of 10 or more games since head coach Dave Van Horn took over at the helm of the program.

Winning Streak	Dates
16	March 7, 2020-March 13, 2021
15	Feb. 25-March 22, 2024
15	March 1-28, 2023
13	April 3-23, 2010
12	Feb. 14-March 11, 2025
12	March 5-25, 2022
12	Feb. 11-March 8, 2005
11	March 26-April 12, 2024
10	May 16-June 5, 2021
10	March 4-21, 2012
10	Feb. 11-March 5, 2003

- The Razorbacks' 15-game winning streaks in 2023 and 2024 were their longest in-season winning streak of the Van Horn era.
- They were also the longest in-season winning streaks in program history since the Hogs won the first 18 games of the 1996 season.

MIDWEEK MAGIC

- Arkansas is 3-1 in midweek games this year with wins over Tarleton State (Feb. 16), Arkansas State (Feb. 25) and Oral Roberts (March 3).
- The Hogs, who finished 11-1 in midweek games in 2025, had won 18 consecutive midweek matchups before their streak was snapped in a 14-13 extra-inning loss against Missouri State on March 25, 2025.
- Arkansas completed the 2024 season 12-0 in midweek games, posting an unbeaten midweek record for the first time since 2005.
- In 2024, the Razorbacks secured midweek wins against Grambling, UCA, Oral Roberts, Little Rock, Arkansas State and UAPB as well as three two-game midweek series sweeps over San Jose State, Texas Tech and Missouri State to finish with a perfect 12-0 midweek record.
- In 2005, Dave Van Horn's third season, Arkansas went 9-0 in midweek games, including wins against Centenary (2), Missouri State (2), Northern Colorado (2), Oral Roberts (2) and Oklahoma State (1).

HISTORY MADE AT HOME

- Arkansas maintains an overall record of 742-251 (.748) in Baum-Walker Stadium's 31-year history. The 2025 campaign marked the 30th season in the history of the stadium, which opened in 1996.
- With a win against Creighton in last year's NCAA Fayetteville Regional, the Razorbacks won their 35th game of the season inside the friendly confines of Baum-Walker Stadium, breaking their single-season program record of 34 home wins set in 2018 and 2024.
- After sweeping Tennessee in last year's NCAA Fayetteville Super Regional, Arkansas finished 2025 with 37 wins at Baum-Walker Stadium, the most home wins in a season in program history.
- Excluding 2020, Arkansas has won 28 or more home games in eight straight seasons, including a program-best 37 wins in 2025.

Year	Home Record	Overall Record (Postseason)
2017	29-8	45-19 (Regional)
2018	34-4	48-21 (College World Series)
2019	33-7	46-20 (College World Series)
2021	30-8	50-13 (Super Regional)
2022	28-7	46-21 (College World Series)
2023	32-6	43-18 (Regional)
2024	34-5	44-16 (Regional)
2025	37-4	50-13 (College World Series)
2026	**9-3**	**TBD**

HOME SWEET BAUM-WALKER

- In order of winning percentage, here are the Razorbacks' top records at home since Baum-Walker Stadium opened in 1996.

Year	Home Record	Winning Percentage
2025	37-4	.902
2018	34-4	.895
2024	34-5	.872
2023	32-6	.842
2019	33-7	.825
2004	31-7	.816
2022	28-7	.800

J.B. & JOHNELLE HUNT FAMILY BASEBALL DEVELOPMENT CENTER

- The J.B. & Johnelle Hunt Family Baseball Development Center is a $27-million, 49,000-square foot baseball performance facility, providing players with an expanded locker room, team meeting room, strength & conditioning center, training room, nutrition center, pitching development center and an in-venue batting tunnel.
- The one-of-a-kind facility, which opened ahead of the 2022 campaign, sits in the right-field corner of Baum-Walker Stadium.
- It also includes a tunnel to connect the facility to the first-base dugout and postgame press conference room.

PROHOGS

- Seven (7) former Razorbacks appeared in at least one Major League Baseball game during the 2025 campaign.

Player	Team	Draft Year
Jalen Beeks	Arizona Diamondbacks	2014
Andrew Benintendi	Chicago White Sox	2015
Isaiah Campbell	Boston Red Sox	2019
Dominic Fletcher	Chicago White Sox	2019
Heston Kjerstad	Baltimore Orioles	2020
James McCann	Arizona Diamondbacks	2011
Ryne Stanek	New York Mets	2013

- Six (6) former Razorbacks have won a World Series championship:

Player	Team	Year
Dick Hughes	St. Louis Cardinals	1967
Eric Hinske (2x)	Boston Red Sox	2007
	New York Yankees	2009
Dallas Keuchel	Houston Astros	2017
Andrew Benintendi	Boston Red Sox	2018
Drew Smyly	Atlanta Braves	2021
Ryne Stanek	Houston Astros	2022

MLB DRAFT FACTS

- Arkansas has had a player selected in each of the past 51 MLB drafts dating back to 1975. The Hogs have had double-digit players selected in a draft on four occasions: 1985 (10), 2013 (11), 2018 (11) and 2025 (11).
- In 2025, a program-record four Razorbacks heard their names called in the first round of the MLB draft - RHP Gage Wood (No. 26 overall, Philadelphia Phillies), INF Wehiwa Aloy (No. 31 overall, Baltimore Orioles), LHP Zach Root (No. 40 overall, Los Angeles Dodgers) and OF Charles Davalan (No. 41 overall, Los Angeles Dodgers).
- Since Nate Thompson's first season as the Razorbacks' recruiting coordinator in 2018, no school in the country has had more overall draft selections than Arkansas (64).
- Under Matt Hobbs, Arkansas has had 30 pitchers selected in the MLB draft, including 22 pitchers taken in the first 10 rounds, since 2019.



*Arkansas pitching coach **Matt Hobbs** has developed 10 All-Americans, 10 All-SEC honorees and 30 MLB draft picks since joining the program prior to the 2019 season.*

MATT HOBBS: 2024 D1BASEBALL ASSISTANT COACH OF THE YEAR

- Arkansas assistant coach Matt Hobbs is nationally regarded as one of the best pitching minds in all of college baseball.
- Hobbs, now in his eighth season as pitching coach in 2026, was named the 2024 D1Baseball Assistant Coach of the Year after guiding his staff to a historic and record-breaking campaign in 2024.
- Since joining Arkansas as the pitching coach prior to the 2019 campaign, Hobbs has helped develop:

  1 Golden Spikes Award winner
  1 Dick Howser Trophy winner
  10 All-Americans
  10 All-SEC honorees, including **2** SEC pitchers of the year
  30 MLB draft selections, including **22** top 10 rounders

- RHP Kevin Kopps emerged as the best player in the country in 2021, winning both the Golden Spikes Award and Dick Howser Trophy. LHP Hagen Smith was the unanimous national pitcher of the year in 2024.
- With Hobbs' help, Smith solidified his status as one of the greatest pitchers in Razorback history, concluding his career as the program's all-time strikeout king and single-season strikeout leader, and departing as the highest-drafted pitcher in school history when he was selected fifth overall by the Chicago White Sox in the 2024.
- Since Hobbs joined the Razorback coaching staff, Arkansas has made three trips to the College World Series (2019, 2022, 2025), clinched a pair of overall SEC championships (2021, 2023) and captured four SEC Western Division titles (2019, 2021, 2023, 2024).
- Additionally, the Hogs won Collegiate Baseball's national recruiting championship for the first time in program history in 2023 as Arkansas' star-studded recruiting class was named the nation's best.

***Arkansas** is one of only four schools in college baseball history as well as the only SEC program to claim three or more Golden Spikes Award winners.*

GOLDEN HOGS

- In 2025, INF Wehiwa Aloy was named the 47th winner of the Golden Spikes Award, which recognizes the top amateur baseball player in the United States based on their athletic ability, sportsmanship, character and overall contribution to the sport.
- Aloy, the first Hawaiian-born player to win the Golden Spikes Award and the first player born outside the U.S. mainland to accomplish the feat, became Arkansas' third award winner in program history, joining OF Andrew Benintendi (2015) and RHP Kevin Kopps (2021).
- Arkansas is one of four schools in college baseball history and the only SEC team with three-plus Golden Spikes Award winners: Florida State (4), Arizona State (3), **Arkansas (3)**, Cal State Fullerton (3).
- Since 2015, Arkansas is the only school in the country with multiple Golden Spikes Award winners (3).
- Aloy started all 65 games at shortstop last season and turned in one of the best offensive campaigns in Razorback history, leading the team in nearly every major category: slugging (.673), on-base plus slugging (1.107), hits (93), runs (81), doubles (19), triples (2), home runs (21), extra-base hits (42), multi-hit games (30), total bases (179).
- Aloy, playing alongside his younger brother Kuhio, finished second on the Razorbacks in batting average (.350), RBI (68), multi-RBI games (18), hit-by-pitches (10) and stolen bases (9). His numbers in total bases (No. 3), home runs (No. 4), runs scored (No. 4), extra-base hits (No. 5) and hits (No. 6) all finished ranked among the top 10 in the program's single season record book. Defensively, Aloy dazzled with just five errors in 229 total chances (.978 fielding percentage) while helping turn 31 double plays during the 2025 campaign.
- Aloy's historic season was capped off by a semifinal run with the 50-win Razorbacks in the College World Series, their 12th trip in program history and first since 2022.

BAUM-WALKER STADIUM RECORDS

13,472 — SINGLE-GAME ATTENDANCE (2018)

10,376 — SINGLE-SEASON AVERAGE (2022)

407,196 — SINGLE-SEASON TICKETS (2025)

742 — WINS AT BAUM-WALKER STADIUM

34,796 — 3-GAME SERIES ATTENDANCE (2022)

ARKANSAS YEAR-BY-YEAR RESULTS AT BAUM-WALKER STADIUM

Year	Record	Pct.
1996	6-3	(.667)
1997	26-7	(.788)
1998	22-9	(.710)
1999	26-7	(.788)
2000	15-19	(.441)
2001	19-6	(.760)
2002	18-12	(.600)
2003	22-8	(.733)
2004	31-8	(.795)
2005	19-9	(.679)
2006	21-8	(.724)
2007	23-10	(.697)
2008	24-9	(.727)
2009	21-12	(.636)
2010	29-9	(.763)
2011	24-7	(.774)
2012	28-8	(.778)
2013	24-9	(.727)
2014	25-10	(.714)
2015	23-12	(.657)
2016	19-14	(.576)
2017	29-8	(.784)
2018	34-4	(.895)
2019	33-7	(.825)
2020	11-2	(.846)
2021	30-8	(.790)
2022	28-7	(.800)
2023	32-6	(.842)
2024	34-5	(.872)
2025	37-4	(.902)
2026	9-4	(.692)

Top 20 All-Time Crowds (tickets sold/distributed)

1.	USC	13,472	March 3, 2018
2.	Mississippi State	12,589	April 25, 2015
3.	South Alabama	12,006	March 7, 2020
4.	LSU	11,827	April 8, 2017
5.	Tennessee	11,787	April 26, 2019
6.	Vanderbilt	11,772	May 13, 2022
7.	Vanderbilt	11,761	May 14, 2022
8.	Auburn	11,742	April 26, 2014
9.	Ole Miss	11,736	April 30, 2022
10.	LSU	11,714	May 10, 2019
11.	Ole Miss	11,651	April 29, 2022
12.	Tennessee	11,594	April 27, 2019
13.	Mississippi State	11,548	April 1, 2022
14.	Mississippi State	11,522	April 2, 2022
15.	LSU	11,462	April 9, 2011
16.	Arizona State	11,434	April 8, 2009
17.	Mississippi State	11,415	April 3, 2022
18.	Ole Miss	11,409	May 1, 2022
19.	Ole Miss*	11,383	June 9, 2019
20.	Ole Miss*	11,350	June 8, 2019

** - NCAA Super Regional; ^ - NCAA Regional*

Top 20 All-Time Crowds (actual)

1.	Missouri State*	12,167	June 6, 2015
2.	Missouri State*	11,869	June 5, 2015
3.	South Carolina*	11,722	June 9, 2018
4.	Missouri State*	11,694	June 7, 2015
5.	South Carolina*	11,481	June 10, 2018
6.	South Carolina*	11,217	June 11, 2018
7.	LSU	11,103	April 9, 2011
8.	Arizona State	11,014	April 8, 2009
9.	Oral Roberts^	11,088	June 2, 2017
10.	LSU	10,987	April 8, 2017
11.	Mississippi State	10,837	April 25, 2015
12.	Mississippi State	10,784	April 16, 2011
13.	USC	10,732	March 3, 2018
14.	LSU	10,581	May 5, 2007
15.	Texas A&M	10,477	April 20, 2013
16.	Missouri State^	10,369	June 3, 2017
17.	Missouri State^	10,273	June 5, 2017
18.	Central Michigan	10,219	Feb. 20, 2016
19.	Auburn	10,217	April 26, 2014
20.	Southern Miss^	10,213	June 2, 2018

* - NCAA Super Regional; ^ - NCAA Regional

2025 NCAA TOTAL HOME ATTENDANCE LEADERS

	Team	Average	Total	Games
1.	LSU	11,186	458,606	41
2.	**Arkansas**	**9,932**	**407,196**	**41**
3.	Ole Miss	9,566	344,364	36
4.	Mississippi State	11,000	330,009	30
5.	South Carolina	7,183	251,414	35
6.	Texas	7,164	250,754	35
7.	Tennessee	5,596	235,035	42
8.	Florida	6,303	226,903	36
9.	Texas A&M	6,076	206,577	34
10.	Auburn	5,603	201,703	36
11.	Florida State	5,514	187,484	34
12.	Clemson	5,028	181,023	36
13.	Southern Miss	5,080	177,807	35
14.	Hawaii	3,929	137,509	35
15.	East Carolina	4,515	135,461	30
16.	Vanderbilt	3,610	129,977	36
17.	North Carolina	3,334	126,694	38
18.	Virginia	4,482	125,499	28
19.	Alabama	3,857	123,434	32
20.	Arizona State	3,365	121,141	36

SERIES HISTORY

INSIDE THE SERIES (SINCE 1947): MISSISSIPPI STATE

Overall Series Record: 61-58
Record in Fayetteville, Ark.: 29-20
Record in Starkville, Miss.: 24-29
Record at Neutral Sites: 8-9

IN THE DVH ERA (2003-PRESENT): MISSISSIPPI STATE

Overall Series Record: 38-29
Record in Fayetteville, Ark.: 20-13
Record in Starkville, Miss.: 16-14
Record at Neutral Sites: 2-2

Last 10 meetings (Arkansas leads, 8-2)

DATE	SITE	W/L	SCORE
3/28/21	Starkville, Miss.	W	6-4
4/1/22	Fayetteville, Ark.	W	8-1
4/2/22	Fayetteville, Ark.	W	12-5
4/3/22	Fayetteville, Ark.	L	5-3 (12)
5/5/23	Starkville, Miss.	W	6-2
5/6/23	Starkville, Miss.	W	14-2 (7)
5/7/23	Starkville, Miss.	W	11-6
5/10/24	Fayetteville, Ark.	W	7-5
5/11/24	Fayetteville, Ark.	L	8-5
5/12/24	Fayetteville, Ark.	W	9-6

BOX SCORE FROM PREVIOUS MEETING

2024 Arkansas Baseball
#14 Mississippi State at #5 Arkansas
May 12, 2024 at Fayetteville, Ark. (Baum-Walker Stadium)

Mississippi State 6 (33-18,15-12 SEC)

Player	ab	r	h	rbi	bb	so	po	a	lob	avg
Chance, Bryce lf	5	0	1	0	0	0	2	0	2	.282
Mershon, David ss	4	0	2	0	0	1	2	1	0	.341
Jordan, Dakota cf	4	0	1	0	0	1	2	0	0	.370
Hines, Hunter 1b	4	0	0	0	1	2	7	0	3	.277
Larry, Amani dh	4	1	0	0	1	1	0	0	3	.237
Kohler, Logan 3b	4	2	2	0	1	1	1	2	0	.243
Downs, Aaron rf	4	1	3	1	1	0	2	0	0	.287
O'Brien, Michael pr	0	0	0	0	0	0	0	0	0	.000
Pulliam, Ethan 2b	4	1	3	4	1	0	0	2	0	.280
Powell, Joe c	4	1	1	1	1	2	8	0	3	.246
Kohn, Pico p	0	0	0	0	0	0	0	1	0	-
Ligon, Karson p	0	0	0	0	0	0	0	0	0	-
Black, Gavin p	0	0	0	0	0	0	0	0	0	-
Schuelke, Cam p	0	0	0	0	0	0	0	0	0	-
Hardin, Tyson p	0	0	0	0	0	0	0	0	0	-
Totals	37	6	13	6	6	8	24	6	12	

Arkansas 9 (42-10,19-8 SEC)

Player	ab	r	h	rbi	bb	so	po	a	lob	avg
Peyton Holt cf	4	2	3	2	0	0	2	0	0	.325
Peyton Stovall 2b	4	0	0	0	0	0	6	2	0	.339
Jared Sprague-Lott 3b	3	2	1	1	0	0	1	5	0	.313
Wehiwa Aloy ss	4	0	0	0	0	1	0	2	1	.279
Ben McLaughlin 1b	2	1	1	1	1	0	7	1	0	.297
Ryder Helfrick dh	4	0	1	1	0	1	0	0	0	.185
Hudson White c	4	1	1	2	0	1	8	1	1	.279
Kendall Diggs rf	3	1	0	0	1	3	1	0	1	.242
Jayson Jones lf	3	2	1	2	1	1	1	0	0	.203
Ty Wilmsmeyer cf	0	0	0	0	0	0	0	0	0	.180
Mason Molina p	0	0	0	0	0	0	0	0	0	-
Gage Wood p	0	0	0	0	0	0	1	0	0	-
Christian Foutch p	0	0	0	0	0	0	0	0	0	-
Will McEntire p	0	0	0	0	0	0	0	0	0	-
Gabe Gaeckle p	0	0	0	0	0	0	0	0	0	-
Totals	31	9	8	9	3	7	27	11	3	

Score by Innings	1	2	3	4	5	6	7	8	9	R	H	E
Mississippi State	0	5	1	0	0	0	0	0	0	**6**	**13**	**0**
Arkansas	0	0	0	1	3	4	1	0	X	**9**	**8**	**0**

DP - Arkansas 1. LOB - MSU 12; Arkansas 3. 2B - Downs(3); Pulliam 2(4); Holt(2); Sprague-Lott(7); Helfrick(3).
HR - Pulliam(1); Powell(1); Holt(4); White(4); Jones(4). HBP - Jordan; Sprague-Lott. SH - Mershon(3). SF - McLaughlin(3). SB - Mershon(23); Jones(3).

Mississippi State	ip	h	r	er	bb	so	ab	bf	np	era
Kohn, Pico	4.0	3	1	1	0	4	15	16	68	3.38
Ligon, Karson	1.0	2	3	3	1	0	5	6	26	4.70
Black, Gavin	0.2	1	2	2	1	2	3	4	21	7.71
Schuelke, Cam	0.2	2	3	3	1	0	4	5	19	4.66
Hardin, Tyson	1.2	0	0	0	0	1	4	5	13	2.96

Arkansas	ip	h	r	er	bb	so	ab	bf	np	era
Mason Molina	1.0	4	4	4	1	1	7	8	31	4.44
Gage Wood	3.0	4	2	2	1	3	13	15	53	3.03
Christian Foutch	1.0	2	0	0	0	0	4	4	16	0.98
Will McEntire	2.0	1	0	0	3	1	5	9	34	3.67
Gabe Gaeckle	2.0	2	0	0	1	3	8	9	34	2.06

Win - McEntire (5-0). Loss - Schuelke (3-3). Save - Gaeckle (7).
WP - Kohn(2). HBP - by Wood (Jordan); by Kohn (Sprague-Lott). Inherited runners/scored: Hardin 1/1.
Pitches/strikes: Kohn 68/42; Ligon 26/17; Black 21/11; Schuelke 19/10; Hardin 13/11; Molina 31/19; Wood 53/34; Foutch 16/8; McEntire 34/18; Gaeckle 34/22.

Umpires - HP: Kevin Sweeney 1B: Damien Beal 2B: Scott Cline 3B: Jeff Head
Start: 2:02 pm Time: 2:58 Attendance: 10410
Weather: Mid 70s, cloudy, 8 mph N wind

HONORS & AWARDS

OF Kuhio Aloy

NCBWA Preseason All-American (Third Team)
Coaches Preseason All-SEC (Second Team)

INF Carson Brumbaugh

D1Baseball Preseason SEC Freshman of the Year
Perfect Game Preseason SEC Freshman of the Year
Baseball America Preseason Freshman of the Year Award Watch List

LHP Parker Coil

NCBWA Stopper of the Year Award Preseason Watch List

LHP Colin Fisher

SEC Pitcher of the Week (Feb. 23)
NCBWA National Co-Pitcher of the Week (Feb. 24)
College Baseball Foundation National Pitcher of the Year Award Watch List

RHP Gabe Gaeckle

Baseball America Preseason All-American (First Team)
Perfect Game Preseason All-American (Second Team)
Coaches Preseason All-SEC (Second Team)
Perfect Game Preseason All-SEC (First Team)
Golden Spikes Award Preseason Watch List
Baseball America Preseason College Pitcher of the Year Award Watch List
College Baseball Foundation National Pitcher of the Year Award Watch List

C Ryder Helfrick

Baseball America Preseason All-American (Second Team)
D1Baseball Preseason All-American (First Team)
NCBWA Preseason All-American (Second Team)
Coaches Preseason All-SEC (First Team)
Golden Spikes Award Preseason Watch List
Baseball America Preseason College Player of the Year Award Watch List
Bobby Bragan National Collegiate Slugger Award Watch List
Buster Posey National Collegiate Catcher of the Year Award Preseason Watch List

INF Camden Kozeal

Baseball America Preseason All-American (Third Team)
NCBWA Preseason All-American (First Team)
Coaches Preseason All-SEC (First Team)
Baseball America National Team of the Week (Week 2)

OF Maika Niu

Perfect Game Preseason All-American (Third Team)
Perfect Game Preseason All-SEC (First Team)

RHP Carson Wiggins

Baseball America Preseason All-American (First Team)
NCBWA Stopper of the Year Award Preseason Watch List

*A nation-leading four Razorbacks, including **Gabe Gaeckle** (first team), **Carson Wiggins** (first team), **Ryder Helfrick** (second team) and **Camden Kozeal** (third team), were named preseason All-Americans by Baseball America. Baseball America's preseason All-America teams are voted on and selected by scouting departments of MLB organizations.*

WEEK 5 | **SOUTHEASTERN CONFERENCE** | **AS OF MARCH 12**

STANDINGS

	SEC	*Pct.*	*GB*	*All*	*Pct.*	*Home*	*Away*	*Neutral*	*Top 25*	*Top 10*	*L10*	*Streak*
Texas	0-0	-	-	16-0	1.000	12-0	1-0	3-0	1-0	1-0	10-0	W16
Texas A&M	0-0	-	-	15-1	.938	13-0	0-0	2-1	0-1	0-1	9-1	W6
Kentucky	0-0	-	-	15-2	.882	9-1	6-1	0-0	0-0	0-0	10-0	W10
Mississippi State	0-0	-	-	15-2	.882	12-0	0-1	3-1	0-2	0-2	8-2	W4
Missouri	0-0	-	-	15-2	.882	10-0	0-1	5-1	0-0	0-0	10-0	W13
Oklahoma	0-0	-	-	15-2	.882	11-2	0-0	4-0	1-0	1-0	8-2	W5
Auburn	0-0	-	-	14-2	.875	11-2	0-0	3-0	2-0	1-0	9-1	W7
Alabama	0-0	-	-	15-3	.833	11-1	2-1	2-1	1-1	0-1	8-2	W6
Florida	0-0	-	-	15-3	.833	12-3	3-0	0-0	3-0	0-0	8-2	W2
Georgia	0-0	-	-	15-3	.833	14-3	1-0	0-0	0-0	0-0	9-1	W4
Ole Miss	0-0	-	-	15-3	.833	14-0	0-1	1-2	0-2	0-2	7-3	L1
Tennessee	0-0	-	-	13-4	.765	11-3	0-0	2-1	0-1	0-1	8-2	W1
LSU	0-0	-	-	13-5	.722	10-4	0-1	3-0	0-0	0-0	5-5	W1
Arkansas	**0-0**	**-**	**-**	**12-5**	**.706**	**9-4**	**0-0**	**3-1**	**0-1**	**0-1**	**6-4**	**L2**
South Carolina	0-0	-	-	12-6	.667	11-3	1-2	0-1	1-2	0-0	6-4	L1
Vanderbilt	0-0	-	-	11-7	.611	10-2	0-0	1-5	0-2	0-1	5-5	W1

SCHEDULE/RESULTS

Tuesday, March 10

at #19 Tennessee 20, Tennessee Tech 2 (7 inn.)
at #16 Florida 6, #15 Florida State 3
at #21 Kentucky 10, Ball State 3
at Alabama 7, Troy 3
at #5 Auburn 17, UAB 2 (7 inn.)
at #6 Southern Miss 2, #16 Ole Miss 1
#2 Mississippi State 11, Tulane 7
at Missouri 14, Southern Indiana 6
at The Citadel 8, South Carolina 3
at #17 Texas A&M 14, Stephen F. Austin 1 (7 inn.)
#2 Texas 15, at Texas State 4
at Vanderbilt 14, Indiana State 6
at #9 LSU 8, Creighton 4

Wednesday, March 11

at #7 Oklahoma 6, UT Arlington 1

Friday, March 13

*#19 Tennessee at #6 Georgia - 6 p.m. [SECN+]
*Alabama at #21 Kentucky - 6:30 p.m. [SECN+]
*South Carolina at #16 Florida - 6:30 p.m. [SECN+]
***#2 Mississippi State at #5 Arkansas – 7 p.m. [SECN+]**
*#5 Auburn at Missouri - 7 p.m. [SECN+]
*#9 LSU at Vanderbilt - 7 p.m. [SECN+]
*#16 Ole Miss at #2 Texas - 7:30 p.m. [SECN+]
*#17 Texas A&M at #7 Oklahoma - 7:30 p.m. [SECN+]

Saturday, March 14

*Alabama at #21Kentucky - 2 p.m. [SECN+]
***#2 Mississippi State at #5 Arkansas – 2 p.m. [SECN]**
*#16 Ole Miss at #2 Texas - 3:30 p.m. [SECN+]
*#5 Auburn at Missouri - 5 p.m. [SECN+]
*#19 Tennessee at #6 Georgia - 5 p.m. [SECN]
*#17 Texas A&M at #7 Oklahoma - 5 p.m. [SECN+]
*South Carolina at #21 Florida - 6:30 p.m. [SECN+]
*#9 LSU at Vanderbilt - 8 p.m. [SECN]

Sunday, March 15

*#5 Auburn at Missouri - 12 p.m. [SECN+]
*Alabama at #21 Kentucky - 1 p.m. [SECN+]
*South Carolina at #16 Florida - 1 p.m. [SECN+]
*#19 Tennessee at #6 Georgia - 1 p.m. [SECN+]
*#16 Ole Miss at #2 Texas - 2 p.m. [SECN+]
***#2 Mississippi State at #5 Arkansas – 3 p.m. [SECN]**
*#17 Texas A&M at #7 Oklahoma - 3 p.m. [SECN+]
*#9 LSU at Vanderbilt - 4 p.m. [ESPN2]

Next Weekend In The SEC (March 19-22)

*Kentucky at Ole Miss - Thursday-Saturday series
*Oklahoma at LSU - Thursday-Saturday series
*Florida at Alabama
***Arkansas at South Carolina**
*Texas at Auburn
*Georgia at Texas A&M
*Vanderbilt at Mississippi State
*Missouri at Tennessee

*All times Eastern; Rankings reflect highest among major polls; *SEC game*

WEEK 5 | **SOUTHEASTERN CONFERENCE** | **AS OF MARCH 9**

ACTIVE CAREER LEADERS

Hits

1.	Daniel Pacella*, Ole Miss	217
2.	Zach Yorke*, LSU	214
3.	Kolby Branch*, Georgia	212
4.	Tyler Cerny*, Kentucky	209
5.	Luke Lawrence*, Kentucky	207
6.	Blake Bevis*, Mississippi State	201
7.	**Zack Stewart*, Arkansas**	**195**
8.	Gehrig Frei*, Mississippi State	190
9.	Michael O'Shaughnessy*, Georgia	189
10.	Karson Bowen*, Florida	187

Triples

1.	**Maika Niu*, Arkansas**	**9**
2.	Aiden Robbins*, Texas	8
3.	Mike Mancini*, Vanderbilt	7
	Ethan Mendoza*, Texas	7
	Ethan Lizama*, South Carolina	7
	Brennan Holt*, Alabama	7
7.	Luke Lawrence*, Kentucky	6
	Tyler Cerny*, Kentucky	6
	Caden Sorrell, Texas A&M	6
	Steven Milam, LSU	6

Home Runs

1.	Daniel Pacella*, Ole Miss	51
2.	**Zack Stewart*, Arkansas**	**47**
3.	Kolby Branch*, Georgia	44
4.	Blake Bevis*, Mississippi State	43
5.	Daniel Jackson*, Georgia	40
6.	Michael O'Shaughnessy*, Georgia	39
	Judd Utermark, Ole Miss	39
8.	Lucas Steele*, Auburn	38
9.	Brayden Simpson*, LSU	37
	Justin Lebron, Alabama	37

RBI

1.	Daniel Pacella*, Ole Miss	186
2.	Michael O'Shaughnessy*, Georgia	170
3.	Zach Yorke*, LSU	167
4.	Kolby Branch*, Georgia	161
5.	Lucas Steele*, Auburn	160
6.	Blake Bevis*, Mississippi State	155
7.	**Zack Stewart*, Arkansas**	**153**
8.	Brayden Simpson*, LSU	141
	Tyler Cerny*, Kentucky	141
10.	Daniel Jackson*, Georgia	138

Walks

1.	Zach Yorke*, LSU	136
2.	Kolby Branch*, Georgia	117
3.	Mike Mancini*, Vanderbilt	113
	Talmadge LeCroy, South Carolina	113
5.	Lucas Steele*, Auburn	101
6.	Will Furniss, Ole Miss	98
7.	Michael O'Shaughnessy*, Georgia	92
8.	Steven Milam, LSU	86
	Ryan Black*, Georgia	86
10.	**Damian Ruiz*, Arkansas**	**85**

Saves

1.	Bryce Calloway*, Georgia	13
	Ethan Harden*, Auburn	13
	Ryan Hetzler*, Auburn	13
	Jackson Cleveland*, Oklahoma	13
5.	Jacob Faulkner*, Vanderbilt	12
	Kaden Humphrey*, Alabama	12
7.	Bo Rhudy*, Tennessee	11
8.	Ian Lohse, Missouri	10
9.	**Gabe Gaeckle, Arkansas**	**9**
10.	Miller Green, Vanderbilt	8
	Zac Cowan*, LSU	8
	Juan Vargas*, Texas A&M	8

Strikeouts

1.	Zac Cowan*, LSU	246
	Hunter Elliott, Ole Miss	246
3.	Matt Scott*, Georgia	241
4.	Ruger Riojas*, Texas	236
5.	Caden Aoki*, Georgia	227
6.	Liam Peterson, Florida	207
7.	Evan Blanco*, Tennessee	192
8.	Connor Fennell*, Vanderbilt	180
9.	**Gabe Gaeckle, Arkansas**	**176**
10.	Teddy Brennan*, Georgia	173

** – Indicates stats from a previous non-SEC school are included*

GENERAL INFORMATION

Location	Fayetteville, Ark.
Founded	1871
Enrollment	34,000
Nickname	Razorbacks
School Colors	Cardinal (PMS 201) and White
Conference	Southeastern (SEC)
System President	Jay B. Silveria (Air Force, 1985)
Chancellor	Dr. Charles Robinson (Houston, 1987)
Athletics Director	Hunter Yurachek (Guilford, 1990)
Faculty Athletic Rep	Paul Adams (LSU, 1992)
Athletics Website	ArkansasRazorbacks.com
Athletic Department Phone	(479) 575-6533
Ticket Office Phone	(479) 575-5151

BAUM-WALKER STADIUM

Home Facility	Baum-Walker Stadium at George Cole Field
Capacity	11,121 (8,237 Chairbacks)
All-Time Record	742-251 (31 seasons, .748)
Largest Crowd (actual)	12,167 vs. Missouri State (June 6, 2015)
Stadium Opening	April 13, 1996
Dedication	May 3, 1996
Field Dimensions	LL - 320, LC - 375, CF - 400, RC - 365, RL - 312
Surface	Hyrbid Bermuda grass

COACHES & SUPPORT STAFF

Head Coach	Dave Van Horn (Arkansas, 1988)
Record at Arkansas	945-477 (24 seasons, .665)
Overall Division I Record	1,265-634 (32 seasons, .667)
Overall as a Head Coach	1,530-717 (38 seasons, .681)
DI Postseason Appearances (Total/at Arkansas)	25/21
College World Series Appearances (Total/at Arkansas)	10/8
	(Neb: 2001, 2002; Ark: 2004, 2009, 2012, 2015, 2018, 2019, 2022, 2025)
Assistant Coach/Recruiting Coordinator	Nate Thompson (Dallas Baptist, 2006)
Assistant Coach	Matt Hobbs (Missouri, 2002)
Assistant Coach	Bobby Wernes (Arkansas, 2018)
Student Assistant Coach	Hudson Polk (Arkansas, 2024)
Director of Operations	Clay Goodwin (Arkansas, 2005)
Director of Strength & Conditioning	Hunter Bell (Arkansas-Monticello, 2018)
Director of Pitching Development	Zach Barr (Arkansas, 2017)
Director of Baseball Analytics	DJ Baxendale (Arkansas, 2019)
Athletic Trainer	Corey Wood (East Carolina, 2008)
Equipment Manager	Mark Taylor (Ouachita Baptist, 1988)
Strength & Conditioning Assistant	Rocco Peppi (Fresno State, 2024)
Analytics Assistant	John McElroy (Arkansas, 2023)
Quality Control Coach	Matthew Schluterman (Arkansas, 2024)
Student Managers	Tyler McNiel, Anthony Sanchez, Crew Tidwell, Trip Wright
Bullpen Catcher	Hayden Schnitker
Analytics Intern	Jackson Handler
Sports Information Director	Oliver Grigg (Tulane, 2017)
Academics Director	Jonathan Burgess (Central Arkansas, 2015)
Sport Administrator	Dan Trump (Arkansas, 1992)
Administrative Assistant	Kelly Moore (Arkansas, 2004)

HISTORY

First Year of Arkansas Baseball	1897
Years of Varsity Baseball at Arkansas	104
	(1897, 1901-03, 05, 08-16, 19-20, 22-29, 47-2026)
All-Time Program Record	2,498-1,497-6 (.625)
All-Time Conference Record/Years	SEC: 517-443 (.539)/33
	SWC: 249-190 (.567)/23
	Combined: 766-633 (.547)/56
Conference Titles/Years	SEC Overall: 4/1999, 2004, 2021, 2023
	SEC Western Division: 9/1999, 2004, 2007, 2011, 2018, 2019, 2021, 2023, 2024
	SWC: 2/1989, 1990
Conference Tournament Record/Years	SEC: 40-48 (.455)/29
	SWC: 18-25 (.419)/14
	Combined: 58-73 (.443)/43
Conference Tournament Titles/Years	SEC: 1/2021
	SWC: 1/1985
NCAA Postseason Appearances	36
	(1973, 79-80, 83, 85-90, 95-96, 98-99, 2002-15, 2017-19, 2021-25)
NCAA Postseason Record	110-81 (.576)
College World Series Appearances	12
	(1979, 1985, 1987, 1989, 2004, 2009, 2012, 2015, 2018, 2019, 2022, 2025)
College World Series Record	20-24 (.455)
NCAA Super Regional Appearances	11
	(2002, 2004, 2009, 2010, 2012, 2015, 2018, 2019, 2021, 2022, 2025)
NCAA Super Regional Record	18-10 (.643)
NCAA Regional Appearances	35
NCAA Regional Record	72-47 (.605)
Overall NCAA Regional Hosts	11
	(1999, 2004, 2006-07, 2010, 2017-19, 2021, 2023-25)
Best NCAA Finish	1979 & 2018 National Runner-Up

TEAM INFORMATION

2025 Overall Record	50-15
Home	37-4
Away	8-7
Neutral	5-4
SEC Record	20-10
SEC Finish	2nd
SEC Tournament	T-5th
Postseason	College World Series
Lettermen Returning/Lost	13/19
Position Starters (including DH) Returning/Lost	3/5
Pitchers Returning/Lost	8/8
Newcomers/Redshirts	22/4

TOP RETURNING POSITION PLAYERS

Kuhio Aloy	OF	Jr.	.317/.404/.539, 52 R, 15 2B, 13 HR, 70 RBI
Ryder Helfrick	C	So.	.305/.420/.616, 47 R, 10 2B, 15 HR, 38 RBI, 3 SB
Camden Kozeal	INF	Jr.	.333/.386/.539, 49 R, 18 2B, 15 HR, 62 RBI, 2 SB
Reese Robinett	INF	R-Jr.	.260/.400/.438, 16 R, 4 2B, 3 HR, 13 RBI, 1 SB
Nolan Souza	INF	So.	.250/.374/.427, 24 R, 5 2B, 4 HR, 22 RBI, 9 SB

TOP RETURNING PITCHERS

Parker Coil	LHP	Sr.	3-0, 1.27 ERA, 21.1 IP, 24 SO, 1 SV
Hunter Dietz	LHP	R-So.	0-0, 54.00 ERA, 0.2 IP, 2 SO
Steele Eaves	RHP	So.	1-0, 1.86 ERA, 9.2 IP, 10 SO
Colin Fisher	LHP	Jr.	3-0, 4.62 ERA, 25.1 IP, 31 SO
Gabe Gaeckle	RHP	So.	4-2, 4.42 ERA, 71.1 IP, 92 SO, 2 SV
Cole Gibler	LHP	So.	3-2, 3.99 ERA, 29.1 IP, 57 SO, 1 SV
Tate McGuire	RHP	Jr.	3-2, 4.55 ERA, 27.2 IP, 24 SO, 1 SV
Carson Wiggins	RHP	So.	1-1, 3.21 ERA, 14.0 IP, 20 SO, 3 SV

TOP NEWCOMERS

Mark Brissey	RHP	Fr.	Batesville, Ark. (Fayetteville HS)
Carson Brumbaugh	INF	Fr.	Edmond, Okla. (Edmond Santa Fe HS)
James DeCremer	RHP	R-So.	Phoenix, Ariz. (Oregon State)
Jackson Kircher	RHP	So.	Little Rock, Ark. (Oklahoma)
Ethan McElvain	LHP	Jr.	Thompson's Station, Tenn. (Vanderbilt)
Maika Niu	OF	Sr.	Mechanicsburg, Pa. (Marshall)
TJ Pompey	INF	Jr.	Coppell, Texas (Texas Tech)
Damian Ruiz	OF	R-Jr.	Livingston, Texas (Lamar)
Landon Schaefer	INF	Fr.	Fayetteville, Ark. (Fayetteville HS)
Zack Stewart	OF	Sr.	Lebanon, Mo. (Missouri State)
Christian Turner	OF	Fr.	Haughton, La. (Haughton HS)



Arkansas catcher **Ryder Helfrick** *slashed .305/.420/.616 with 15 home runs and 38 RBI in 2025 to help power the Hogs to their 12th College World Series appearance in program history.*

Baseball America
March 10

1. UCLA
2. Mississippi State
3. Texas
4. Georgia Tech
5. Auburn
6. Georgia
7. Oklahoma
8. **Arkansas**
9. Virginia
10. Southern Miss
11. North Carolina
12. Clemson
13. LSU
14. TCU
15. NC State
16. Ole Miss
17. Florida State
18. Wake Forest
19. Texas A&M
20. Southern California
21. Tennessee
22. West Virginia
23. Oregon State
24. UTSA
25. Florida

D1Baseball
March 10

1. UCLA
2. Texas
3. Mississippi State
4. Georgia Tech
5. **Arkansas**
6. Auburn
7. Southern Miss
8. Georgia
9. Oklahoma
10. NC State
11. Clemson
12. Wake Forest
13. LSU
14. Virginia
15. North Carolina
16. Coastal Carolina
17. TCU
18. Oregon State
19. Tennessee
20. Florida State
21. Kentucky
22. Texas A&M
23. Florida
24. UTSA
25. Southern California

Perfect Game
March 10

1. UCLA
2. Texas
3. Georgia Tech
4. Mississippi State
5. Auburn
6. Southern Miss
7. **Arkansas**
8. Georgia
9. Oklahoma
10. Virginia
11. Clemson
12. USC
13. NC State
14. Oregon
15. Florida State
16. Wake Forest
17. LSU
18. UTSA
19. Tennessee
20. North Carolina
21. Oregon State
22. UC Santa Barbara
23. Florida
24. Kentucky
25. West Virginia

USA Today Coaches
March 10

1. UCLA
2. Texas
3. Mississippi State
4. Georgia Tech
5. Auburn
6. **Arkansas**
7. Southern Miss
8. Georgia
9. Clemson
10. North Carolina State
11. Oklahoma
12. Wake Forest
13. LSU
14. North Carolina
15. Florida State
16. Virginia
17. Oregon State
18. Florida
19. Southern California
20. Texas A&M
21. Tennessee
22. Kentucky
23. TCU
24. Ole Miss
25. Coastal Carolina

NCBWA
March 10

1. UCLA
2. Texas
3. Mississippi State
4. Georgia Tech
5. Auburn
6. **Arkansas**
7. Southern Miss
8. Clemson
9. LSU
10. Georgia
11. Oklahoma
12. North Carolina
13. Wake Forest
14. NC State
15. Florida State
16. Florida
17. Texas A&M
18. Virginia
19. Oregon State
20. USC
21. TCU
22. Coastal Carolina
23. West Virginia
24. Tennessee
25. Kentucky

ARKANSAS IN THE POLLS

	BA	D1Baseball	Perfect Game	USA Today	NCBWA
Preseason	10	7	4	5	5
Feb. 17	10	8	4	5	8
Feb. 23	9	6	4	6	6
March 2	9	6	9	9	8
March 10	8	5	7	6	6
March 16					
March 23					
March 30					
April 6					
April 13					
April 20					
April 27					
May 4					
May 11					
May 18					
May 25					
June 2					
Final					

BA - Baseball America
D1 - D1Baseball
PG - Perfect Game
USA Today - USA Today Coaches Poll
NCBWA - National Collegiate Baseball Writers Association

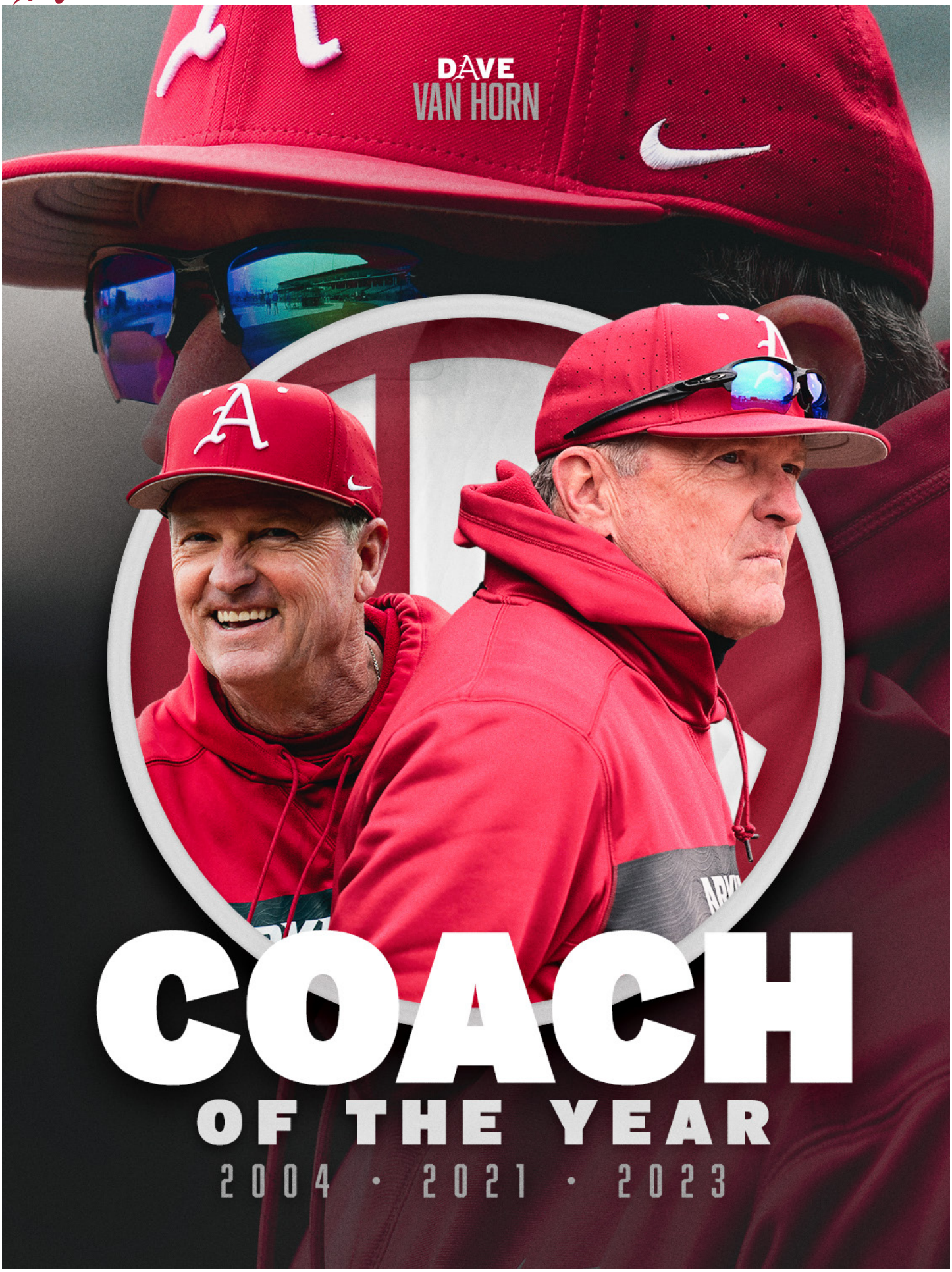
DAVE
VAN HORN
COACH
OF THE YEAR
2004 • 2021 • 2023

HEAD COACH DAVE VAN HORN |||

Dave Van Horn, the three-time SEC Coach of the Year, has elevated Arkansas into one of the nation's premier college baseball programs ever since returning to his alma mater to take over for legendary head baseball coach Norm DeBriyn.

In his 24th season as head coach in 2026, Van Horn, the second-winningest coach in Arkansas baseball history, has led the Razorbacks to eight College World Series appearances, including a runner-up finish (2018) and five top-five finishes (2009, 2012, 2018, 2022, 2025), 21 NCAA Tournament berths, three SEC overall titles (2004, 2021, 2023), eight SEC Western Division championships, one SEC Tournament title (2021) and 945 overall wins, including 373 SEC victories.

Van Horn, whose 1,530 career wins are second most among all active Division I head coaches, is one of only five head coaches in college baseball history with 300 or more SEC wins in their career. He is also just the fourth coach in college baseball history, and only the third active coach, to win 900 games at an SEC program, along with Mississippi State Ron Polk, Vanderbilt's Tim Corbin and Ole Miss' Mike Bianco.

Year in and year out, Van Horn has produced nationally competitive teams and developed elite-level student-athletes on and off the field, including three Golden Spikes Award winners in outfielder Andrew Benintendi (2015), pitcher Kevin Kopps (2021) and infielder Wehiwa Aloy (2025), two and Dick Howser Trophy winners in Benintendi (2015) and Kopps (2021) as well as countless All-Americans, All-SEC performers and professional baseball players.

Under Van Horn's guidance, the Razorbacks boast 39 All-America honorees, 56 All-SEC selections and 155 Major League Baseball draft picks – and counting.

HOGS VS. 2026 OPPONENTS UNDER DVH

	W-L	Home	Away	Neutral
Alabama	38-31	21-9	15-18	2-4
Arkansas State	6-1	6-1	0-0	0-0
Auburn	41-24	20-10	19-14	2-0
Florida	32-26	15-6	11-16	6-4
Georgia	25-22	14-7	10-13	1-2
Kentucky	30-16	16-5	14-10	0-1
Little Rock	7-2	7-2	0-0	0-0
Mississippi State	38-29	20-13	16-14	2-2
Missouri	20-4	13-2	7-2	0-0
Missouri State	21-12	13-9	8-3	0-0
Northern Colorado	7-1	7-1	0-0	0-0
Northwestern State	5-1	5-1	0-0	0-0
Oklahoma	3-4	1-1	2-2	0-1
Oklahoma State	9-7	2-3	4-2	3-2
Ole Miss	39-45	17-19	15-18	7-8
Oral Roberts	20-6	14-3	5-3	1-0
South Carolina	35-24	17-10	14-10	4-4
Stetson	2-2	2-2	0-0	0-0
Tarleton State	1-0	0-0	0-0	1-0
TCU	5-4	2-2	0-0	3-2
Texas Tech	8-1	3-0	0-0	5-1
UAPB	7-0	6-0	0-0	1-0
UCA	5-0	4-0	0-0	1-0
UT Arlington	7-1	2-1	2-0	3-0
Xavier	3-0	3-0	0-0	0-0

PERSONAL

Born: Sept. 17, 1960
Hometown: Kansas City, Mo.
Alma Mater: Arkansas (1988)
Masters of Science: East Texas A&M (1992)
Wife: Karen
Children: Hollan, Mariel
Named Head Coach at Arkansas: June 21, 2002

PLAYING HISTORY

1982-84	Atlanta Braves organization
1982	Arkansas
1980-81	McLennan Community College

MLB DRAFT HISTORY

1982	MLB Draft: 10th Round (Atlanta Braves)
1981	MLB Draft: 10th Round (Chicago White Sox)

COACHING HONORS

2023	SEC Coach of the Year
2021	SEC Coach of the Year
2004	SEC Coach of the Year
2001	Baseball America National Coach of the Year
2001	BIG 12 Coach of the Year
2001	ABCA Midwest Region Coach of the Year
2000	ABCA Midwest Region Coach of the Year
1997	Southland Coach of the Year
1995	Southland Coach of the Year
1994	NCAA Division II Coach of the Year
1994	ABCA Central Region Coach of the Year

HALL OF FAME & CAREER HONORS

2026	McLennan Community College Jersey Retirement
2024	University of Arkansas Sports Hall of Honor
2019	Arkansas Sports Hall of Fame
2013	Winnetonka High School Hall of Fame
2012	Ban Johnson League Hall of Fame
2001	Central Missouri State Hall of Fame

VAN HORN'S CAREER NUMBERS

Year	School	Record	Pct.	Conf.	Place	Conf. Tourn.	NCAA
1989	Texarkana CC	39-18	.684	N/A	N/A	N/A	--
1990	Texarkana CC	44-14	.759	N/A	N/A	N/A	--
1991	Texarkana CC	45-12	.789	N/A	N/A	N/A	--
1992	Texarkana CC	48-10	.827	N/A	1st	N/A	--
1993	Texarkana CC	38-18	.678	N/A	N/A	N/A	--
	Total	*214-72*	*.748*	--	--	--	--
1994	Central Missouri St.	51-11	.823	15-1	1st (Div.)	1st (4-1)	NCAA DII Champs (7-1)
	Total	*51-11*	*.823*	*15-1*	--	*1 (4-1)*	*1 (7-1)*
1995	Northwestern St.	37-15	.711	19-5	1st	DNP (0-2)	--
1996	Northwestern St.	34-27	.557	14-16	2nd (Div.)	2nd (3-2)	--
1997	Northwestern St.	35-23	.603	19-9	1st	DNP (0-2)	--
	Total	*106-65*	*.620*	*52-30*	--	*3 (3-6)*	--
1998	Nebraska	24-20	.545	10-13	7th	DNQ	DNQ
1999	Nebraska	42-18	.700	16-9	5th	1st (4-0)	NCAA (1-2)
2000	Nebraska	51-17	.750	21-9	2nd	1st (5-1)	NCAA (4-2)
2001	Nebraska	50-16	.758	20-8	1st	1st (4-0)	CWS (5-2)
2002	Nebraska	47-21	.691	16-11	2nd	2nd (3-1)	CWS (5-3)
	Total	*214-92*	*.699*	*67-39*	--	*4 (16-2)*	*4 (15-9)*
2003	Arkansas	35-22	.612	14-16	6th West	T-7th (0-2)	NCAA (1-2)
2004	Arkansas	45-24	.652	19-11	T-1st Overall	4th (2-2)	CWS (6-3)
2005	Arkansas	39-22	.636	13-17	T-5th West	T-7th (0-2)	NCAA (2-2)
2006	Arkansas	39-21	.650	18-12	2nd West	T-7th (0-2)	NCAA (1-2)
2007	Arkansas	43-21	.672	18-12	1st West	2nd (3-1)	NCAA (2-2)
2008	Arkansas	34-24	.586	14-15	4th West	DNQ	NCAA (0-2)
2009	Arkansas	41-24	.631	14-15	4th West	4th (2-2)	CWS (7-2)
2010	Arkansas	43-21	.672	18-12	2nd West	T-7th (0-2)	NCAA (3-3)
2011	Arkansas	40-22	.645	15-15	1st West	T-3rd (2-2)	NCAA (2-2)
2012	Arkansas	46-22	.676	16-14	T-2nd West	T-9th (0-2)	CWS (7-3)
2013	Arkansas	39-22	.639	18-11	2nd West	T-3rd (2-1)	NCAA (2-2)
2014	Arkansas	40-25	.615	16-14	4th West	T-3rd (3-2)	NCAA (2-2)
2015	Arkansas	40-25	.615	17-12	3rd West	T-5th (2-2)	CWS (5-3)
2016	Arkansas	26-29	.473	7-23	7th West	DNQ	DNQ
2017	Arkansas	45-19	.703	18-11	2nd West	2nd (3-2)	NCAA (3-2)
2018	Arkansas	48-21	.696	18-12	T-1st West	T-3rd (2-1)	CWS Runner-Up (9-3)
2019	Arkansas	46-20	.697	20-10	T-1st West	T-5th (1-2)	CWS (5-3)
2020	Arkansas	11-5	.688	0-0	--	--	--
2021	Arkansas	50-13	.794	22-8	1st Overall	1st (4-0)	NCAA (4-3)
2022	Arkansas	46-21	.687	18-12	2nd West	T-7th (0-2)	CWS (8-3)
2023	Arkansas	43-18	.705	20-10	T-1st Overall	T-3rd (2-1)	NCAA (2-2)
2024	Arkansas	44-16	.733	20-10	1st West	T-7th (0-2)	NCAA (1-2)
2025	Arkansas	50-15	.769	20-10	2nd	T-5th (0-1)	CWS (7-2)
2026	Arkansas	12-5	.706	0-0	--	--	--
	Total	*945-477*	*.665*	*373-282*	--	*20 (28-33)*	*21 (79-50)*
Career Totals		*1,530-717*	*.681*	*507-352*	--	*51-42 (.548)*	*101-60 (.627)*

THE ARKANSAS RAZORBACKS



CARSON BRUMBAUGH
Fr. • 6-3 • 215 • R/R
INF • Edmond, Okla.

NOLAN SOUZA
Jr. • 6-3 • 215 • L/R
INF • Honolulu, Hawai'i

MAIKA NIU
Sr. • 6-1 • 190 • R/R
OF • Mechanicsburg, Pa.

TJ POMPEY
Jr. • 6-4 • 215 • R/R
INF • Coppell, Texas

CAMDEN KOZEAL
Jr. • 5-10 • 205 • L/R
INF • Omaha, Neb.

ALEXANDER PECK
Fr. • 6-4 • 205 • R/R
INF • Franklin, Tenn.

TYLER HOLLAND
R-Fr. • 6-1 • 195 • R/R
INF • Mission Viejo, Calif.

LUKE CORNELISON
Fr. • 6-1 • 205 • R/R
INF/RHP • Springdale, Ark.

CARTER RUTENBAR
Fr. • 5-11 • 195 • L/R
C • Midlothian, Texas

STEELE EAVES
So. • 6-0 • 210 • R/R
RHP • Lonoke, Ark.

MARK BRISSEY
Fr. • 6-3 • 215 • R/R
RHP • Batesville, Ark.

JACKSON KIRCHER
So. • 6-4 • 215 • R/R
RHP • Little Rock, Ark.

CHRISTIAN TURNER
Fr. • 6-0 • 180 • L/R
C • Haughton, La.

ZACK STEWART
Sr. • 6-2 • 220 • L/R
OF • Lebanon, Mo.

REESE ROBINETT
R-Jr. • 6-3 • 220 • L/R
INF • Kennett, Mo.

CARSON WILLIS
R-Fr. • 5-11 • 205 • R/R
C • Hot Springs, Ark.

GABE GAECKLE
Jr. • 6-0 • 190 • R/R
RHP • Aptos, Calif.

BRENTON CLARK
R-Fr. • 5-11 • 195 • L/R
OF • Texarkana, Texas

PEYTON LEE
Fr. • 6-5 • 205 • R/R
RHP • Maumelle, Ark.



LANDON SCHAEFER
Fr. • 6-3 • 190 • R/R
INF/OF • Fayetteville, Ark.

KUHIO ALOY
Jr. • 6-1 • 205 • R/R
INF • Wailuku, Hawai'i

TATE McGUIRE
Jr. • 6-3 • 215 • R/R
RHP • Liberty, Mo.

RYDER HELFRICK
Jr. • 6-1 • 210 • R/R
C • Discovery Bay, Calif.

JORDAN MARTIN
Fr. • 6-6 • 225 • R/R
RHP • Jefferson City, Mo.

COLE GIBLER
So. • 6-2 • 205 • L/L
LHP • Blue Springs, Mo.

HUNTER DIETZ
R-So. • 6-6 • 235 • R/L
LHP • Trinity, Fla.

ETHAN McELVAIN
Jr. • 6-4 • 250 • S/L
LHP • Thompson's Station, Tenn.

JOEY LORENZINI
Fr. • 6-5 • 225 • L/L
LHP • Rocklin, Calif.

CAYDEN MITCHELL
Fr. • 6-2 • 205 • R/L
INF • Arlington, Texas

PARKER COIL
Sr. • 6-3 • 195 • R/L
LHP • Edmond, Okla.

GRANT WREN
Fr. • 6-4 • 210 • R/R
RHP • Melbourne, Ark.

COLIN FISHER
Jr. • 6-3 • 225 • L/L
LHP • Noble, Okla.

JACOB IMOTO
So. • 6-3 • 200 • L/L
LHP • Vista, Calif.

JAMES DeCREMER
R-So. • 6-1 • 205 • R/R
RHP • Phoenix, Ariz.

DAMIAN RUIZ
R-Jr. • 6-0 • 190 • R/R
OF • Livingston, Texas

CARSON WIGGINS
So. • 6-5 • 215 • R/R
RHP • Roland, Okla.

TYE BRISCOE
Fr. • 5-11 • 195 • L/L
UTL • Abilene, Texas



COOPER DOSSETT
R-Jr. • 6-0 • 210 • R/R
RHP • Springdale, Ark.

BRENDAN KLEIMAN
Grad. • 5-10 • 190 • R/R
C • Olney, Md.

DAVE VAN HORN
Head Coach
24th Season

NATE THOMPSON
Assistant Coach
9th Season

MATT HOBBS
Assistant Coach
8th Season

BOBBY WERNES
Assistant Coach
6th Season

HUDSON POLK
Offensive Analyst
2nd Season

CLAY GOODWIN
Director of Operations
19th Season

HUNTER BELL
Strength & Conditioning
4th Season

ZACH BARR
Pitching Development
9th Season

DJ BAXENDALE
Baseball Analytics
7th Season

No.	Player	Pos.	Yr.	Ht.	Wt.	B/T	Hometown / High School / Previous School
1	Carson Brumbaugh	INF	Fr.	6-3	215	R/R	Edmond, Okla. / Edmond Santa Fe HS
3	Nolan Souza	INF	Jr.	6-3	215	L/R	Honolulu, Hawai'i / Punahou School
4	Maika Niu	OF	Sr.	6-1	190	R/R	Mechanicsburg, Pa. / Trinity HS / New Orleans / Marshall
5	TJ Pompey	INF	Jr.	6-4	215	R/R	Coppell, Texas / Coppell HS / Texas Tech
8	Camden Kozeal	INF	Jr.	5-10	205	L/R	Omaha, Neb. / Millard South HS / Vanderbilt
9	Alexander Peck	INF	Fr.	6-4	205	R/R	Franklin, Tenn. / University School of Nashville
10	Tyler Holland	INF	R-Fr.	6-1	195	R/R	Mission Viejo, Calif. / Mission Viejo HS
11	Luke Cornelison	INF/RHP	Fr.	6-1	205	R/R	Springdale, Ark. / Har-Ber HS
12	Carter Rutenbar	C	Fr.	5-11	195	L/R	Midlothian, Texas / Midlothian Heritage HS
13	Steele Eaves	RHP	So.	6-0	210	R/R	Lonoke, Ark. / Lonoke HS
14	Mark Brissey	RHP	Fr.	6-3	215	R/R	Batesville, Ark. / Fayetteville HS
15	Jackson Kircher	RHP	So.	6-4	215	R/R	Little Rock, Ark. / Little Rock Christian Academy / Oklahoma
16	Christian Turner	OF	Fr.	6-0	180	L/R	Haughton, La. / Haughton HS
17	Zack Stewart	OF	Sr.	6-2	220	L/R	Lebanon, Mo. / Lebanon HS / Missouri State
18	Reese Robinett	INF	R-Jr.	6-3	220	L/R	Kennett, Mo. / Kennett HS
19	Carson Willis	C	R-Fr.	5-11	205	R/R	Hot Springs, Ark. / P27 Academy
20	Gabe Gaeckle	RHP	Jr.	6-0	190	R/R	Aptos, Calif. / Aptos HS
21	Brenton Clark	OF	R-Fr.	5-11	195	L/R	Texarkana, Texas / Pleasant Grove HS
22	Peyton Lee	RHP	Fr.	6-5	205	R/R	Maumelle, Ark. / Maumelle HS
24	Landon Schaefer	INF/OF	Fr.	6-3	190	R/R	Fayetteville, Ark. / Fayetteville HS
25	Kuhio Aloy	OF	Jr.	6-1	205	R/R	Wailuku, Hawai'i / H.P. Baldwin HS / BYU
26	Tate McGuire	RHP	Jr.	6-3	215	R/R	Liberty, Mo. / Liberty North HS
27	Ryder Helfrick	C	Jr.	6-1	210	R/R	Discovery Bay, Calif. / Clayton Valley Charter HS
28	Jordan Martin	RHP	Fr.	6-6	225	R/R	Jefferson City, Mo. / Jefferson City HS
29	Cole Gibler	LHP	So.	6-2	205	L/L	Blue Springs, Mo. / Blue Springs HS
32	Hunter Dietz	LHP	R-So.	6-6	235	R/L	Trinity, Fla. / Calvary Christian HS
33	Ethan McElvain	LHP	Jr.	6-4	250	S/L	Thompson's Station, Tenn. / Nolensville HS / Vanderbilt
34	Joey Lorenzini	LHP	Fr.	6-5	225	L/L	Rocklin, Calif. / Rocklin HS
35	Cayden Mitchell	INF	Fr.	6-2	205	R/R	Arlington, Texas / Mansfield Timberview HS
36	Parker Coil	LHP	Sr.	6-3	195	R/L	Edmond, Okla. / Edmond Memorial HS
37	Grant Wren	RHP	Fr.	6-4	210	R/R	Melbourne, Ark. / Melbourne HS
38	Colin Fisher	LHP	Jr.	6-3	225	L/L	Noble, Okla. / Noble HS
39	Jacob Imoto	LHP	So.	6-3	200	L/L	Vista, Calif. / Mission Hills HS / Palomar College
40	James DeCremer	RHP	R-So.	6-1	205	R/R	Phoenix, Ariz. / Brophy College Prep / Oregon State
42	Damian Ruiz	OF	R-Jr.	6-0	190	R/R	Livingston, Texas / Livingston HS / Houston Christian / Lamar
44	Carson Wiggins	RHP	So.	6-5	215	R/R	Roland, Okla. / Roland HS
45	Tye Briscoe	UTL	Fr.	5-11	195	L/L	Abilene, Texas / Wylie HS
48	Cooper Dossett	RHP	R-Jr.	6-0	210	R/R	Springdale, Ark. / Har-Ber HS
55	Brendan Kleiman	C	Grad.	5-10	190	R/R	Olney, Md. / Sherwood HS / Frederick CC / Eastern Michigan

Coaches & Support Staff

Head Coach:	2 Dave Van Horn, 24th Season (Arkansas, 1988)
Assistant Coach/Recruiting Coordinator:	30 Nate Thompson, 9th Season (Dallas Baptist, 2006)
Assistant Coach:	47 Matt Hobbs, 8th Season (Missouri, 2002)
Assistant Coach:	7 Bobby Wernes, 6th Season (Arkansas, 2016)
Offensive Analyst:	6 Hudson Polk, 2nd Season (Arkansas, 2024)
Director of Operations:	Clay Goodwin, 19th Season (Arkansas, 2005)
Director of Strength & Conditioning:	Hunter Bell, 4th Season (Arkansas-Monticello, 2018)
Director of Pitching Development:	Zach Barr, 9th Season (Arkansas, 2017)
Director of Baseball Analytics:	DJ Baxendale, 7th Season (Arkansas, 2012)
Athletic Trainer:	Corey Wood, 15th Season (East Carolina, 2008)
Equipment Manager:	Mark Taylor, 35th Season (Ouachita Baptist, 1988)
Strength & Conditioning Assistant:	Rocco Peppi (Fresno State, 2024)
Analytics Assistant:	John McElroy (Arkansas, 2023)
Quality Control Coach:	Matthew Schluterman (Arkansas, 2024)
Student Managers:	Tyler McNiel, Anthony Sanchez, Crew Tidwell, Trip Wright
Bullpen Catcher:	Hayden Schnitker
Analytics Intern:	Jackson Handler
Sports Information Director:	Oliver Grigg, 6th Season (Tulane, 2017)
Academics Director:	Jonathan Burgess, 5th Season (Central Arkansas, 2015)
Sport Administrator:	Dan Trump, 1st Season (Cal, 1992)
Administrative Assistant:	Kelly Moore, 23rd Season (Arkansas, 2004)

Pronunciation Guide

Kuhio Aloy ..... koo-hee-oh ah-loy

James **DeCremer** ..... deh-kramer

Hunter **Dietz** ..... deets

Cooper **Dossett** ..... dah-sit

Gabe **Gaeckle** ..... gack-uhl

Jacob **Imoto** ..... ee-moto

Jackson **Kircher** ..... kerr-sure

Camden **Kozeal** ..... koe-zhull

Ethan **McElvain** ..... mackel-vain

Maika Niu ..... micah new

TJ **Pompey** ..... pomp-ee

Nolan **Souza** ..... sue-zuh

Bobby **Wernes** ..... wer-niss

THE STARTERS

#27 RYDER HELFRICK C JR. .328/.481/.603

Owns a team-leading 17-game reached base streak ... Team leader in walks (18) ... Second on the team in home runs (5) ... Homered twice vs. Oklahoma State (Feb. 13) at Globe Life Field on Opening Day ... First Razorback with a multi-homer game on Opening Day since OF Heston Kjerstad in 2020 ... Connected on his third home run of the season against Xavier (Feb. 21) before belting his fourth in the series finale against Xavier (Feb. 22) ... In 2025, played in 61 games with 56 starts (all at catcher) ... Slashed .305/.420/.616 with 15 homers and 38 RBI ... 47 runs ... 58 hits with 10 doubles and a team-leading two triples ... 32 walks and seven HBP ... 3-for-5 in stolen base attempts ... 14 multi-hit games and 11 multi-RBI games ... Season-long 10-game hitting streak and 17-game reached base streak.

#18 REESE ROBINETT 1B R-JR. .310/.394/.448

Tied for team lead in doubles (5) ... Doubled twice vs. Tarleton State (Feb. 16) at Globe Life Field in the Amegy Bank College Baseball Series ... Swatted first home run of the season against Stetson (March 9) ... In 2025, played in 32 games with 18 starts (all at first base) ... Slashed .260/.400/.438 with three home runs and 13 RBI ... Scored 16 runs on the year ... Totaled 19 hits, including four doubles ... Drew 16 walks ... 1-for-1 in stolen base attempts ... Recorded three multi-hit games and two multi-RBI games ... Had a season-long six-game hitting streak and nine-game reached base streak.

#8 CAMDEN KOZEAL 2B JR. .359/.440/.750

Team leader in hits (23), doubles (5), triples (1), home runs (6), RBI (22) and total bases (48) ... Homered vs. Oklahoma State (Feb. 14) at Globe Life Field on Opening Day ... Hit game-tying solo shot in the ninth inning vs. Texas Tech (Feb. 16) at Globe Life Field ... Hit a three-run homer in the home opener against Xavier (Feb. 20) ... Hit for the cycle against Xavier (Feb. 21), becoming the third Razorback in the Dave Van Horn era to accomplish the feat ... Blasted a three-run home run against UT Arlington (Feb. 28) ... In 2025, earned All-SEC honors at first base ... Played in 60 games with 55 starts (30 at first base, 25 at second base) ... Slashed .333/.386/.606 with 15 home runs and 62 RBI in his first season as a Razorback ... Scored 49 runs on the year ... Totaled 77 hits, including 18 doubles ... Drew 19 walks ... 2-for-3 in stolen base attempts ... Recorded 23 multi-hit games and 16 multi-RBI games, including a team-leading three 5+ RBI games ... Had a season-long eight-game hitting streak and 14-game reached base streak.

#5 TJ POMPEY 3B JR. .188/.273/.271

Two hits and an RBI in his Razorback debut vs. Oklahoma State (Feb. 13) at Globe Life Field on Opening Day ... Swatted his first home run as a Hog against Oral Roberts (March 3) ... Texas Tech transfer ... Played in 19 games with 18 starts before suffering a season-ending injury in 2025 ... Slashed .348/.397/.623 with five home runs and 15 RBI ... Scored 16 runs on the year ... Totaled 24 hits, including four doubles, before his campaign was cut short ... 5-for-5 in stolen base attempts.

#1 CARSON BRUMBAUGH SS FR. .156/.184/.222

Collected his first collegiate hit vs. #10 TCU (Feb. 14) at Globe Life Field ... Had a pair of doubles and logged his first collegiate RBI against UT Arlington (March 1) ... Doubled and drove in a run against Stetson (March 6) ... Attended Edmond Santa Fe High School in Edmond, Okla. ... Ranked by Perfect Game as the No. 77 overall prospect and the No. 31 shortstop in the class of 2025 ... Rated the No. 3 overall prospect and the No. 3 shortstop in Oklahoma by Perfect Game ... Father, Cliff, played in the MLB for the Texas Rangers (2001) and Colorado Rockies (2001) ... Brother, Cayden, currently plays at Oklahoma after beginning his collegiate career at Oklahoma State (2022) and Nebraska (2023-25).

#42 DAMIAN RUIZ LF R-JR. .340/.467/.383

Team leader in stolen bases (6) ... Had a hit and scored a run in his Razorback debut vs. Oklahoma State (Feb. 13) at Globe Life Field on Opening Day ... Drew a career-high four walks and reached base in all six plate appearances vs. Texas Tech (Feb. 15) at Globe Life Field ... Reached base in 13 consecutive plate appearances vs. Oklahoma State, #10 TCU, Texas Tech and Tarleton State (Feb. 13-16), the longest streak by a Razorback in the Dave Van Horn era ... Lamar transfer ... 2025 Southland Conference Hitter of the Year ... Earned first-team All-Southland Conference honors ... Slashed .388/.511/.607 with seven homers and 46 RBI ... Scored 76 runs, breaking the program's single-season record ... Team-leading 83 hits, including a team-high 22 doubles and two triples ... Drew 50 walks while striking out only 27 times ... 14-of-15 in stolen base attempts ... 25 multi-hit games, including six three-hit games ... Broke the program's single-season record for longest hitting streak (32 games) and reached base streak (49 games).

#4 MAIKA NIU CF SR. .333/.366/.530

Team leader in multi-hit games (9) ... Third in RBI (18) ... Two hits, including a walk-off three-run homer, and four RBI in his Razorback debut vs. Oklahoma State (Feb. 13) at Globe Life Field on Opening Day ... Slugged his second homer of the year against Arkansas State (Feb. 24) ... Hit a three-run homer against UT Arlington (Feb. 28) ... Marshall transfer ... Played in 54 games with 54 starts in 2025 ... Slashed .276/.343/.560 with a team-best 15 homers and 52 RBI ... Team-high 55 runs ... 67 hits with 14 doubles and five triples ... 25 walks ... 14-for-15 in steals ... MVP of the Cape Cod Baseball League after slashing .280/.364/.508 with a league-leading eight homers and 23 RBI in 35 games for Falmouth Commodores.

#25 KUHIO ALOY RF JR. .339/.391/.559

Began season on a 15-game hitting streak ... Second on the team in RBI (19) ... Two hits and two RBI vs. Oklahoma State (Feb. 13) at Globe Life Field on Opening Day ... Blasted first homer of the season vs. #10 TCU (Feb. 14) at Globe Life Field ... Collected game-winning hit on a walk-off single against Xavier (Feb. 21) ... In 2025, became the 38th All-American in program history, earning the honor from the College Baseball Foundation (First Team), ABCA/Rawlings (Second Team) and NCBWA (Second Team) ... Finished as a semifinalist for the Dick Howser Trophy ... Earned first-team All-SEC honors as designated hitter ... Played in 61 games with 60 starts (59 as designated hitter, one in right field) ... Slashed .317/.404/.539 with 13 home runs and a team-high 70 RBI ... Scored 52 runs on the year ... Totaled 77 hits, including 15 doubles ... Drew 31 walks and was hit by five pitches ... Recorded 20 multi-hit games and a team-leading 19 multi-RBI games ... Had a season-long 12-game hitting streak and 21-game reached base streak.

#3 NOLAN SOUZA DH JR. .196/.250/.268

Two hits, including a double, vs. Oklahoma State (Feb. 13) at Globe Life Field on Opening Day ... Three RBI against Stetson (March 7) ... Played in 32 games with 28 starts (all at second base) before suffering a season-ending injury in 2025 ... Slashed .250/.374/.427 with four homers and 22 RBI ... Scored 24 runs ... 24 hits, including five doubles ... Drew 19 walks ... 9-for-9 on stolen base attempts, finishing second in stolen bases ... Five multi-hit games and six multi-RBI games ... Season-long five-game hitting streak and seven-game reached base streak.

THE BENCH

#9 ALEXANDER PECK INF FR.

Has played in five games with one start ... Made collegiate debut as a pinch hitter vs. #10 TCU (Feb. 14) at Globe Life Field ... Collected first hit as a pinch hitter against UT Arlington (March 1) ... Attended University School of Nashville in Nashville, Tenn. ... Ranked by Perfect Game as the No. 175 overall prospect and the No. 52 shortstop in the class of 2025 ... Rated the No. 4 overall prospect and the No. 2 shortstop in Tennessee by Perfect Game.

#11 LUKE CORNELISON INF/RHP FR.

Has played in one game ... Made his collegiate debut as a defensive sub against UT Arlington (Feb. 27) ... Attended Har-Ber High School in Springdale, Ark. ... Ranked by Perfect Game as the No. 261 overall prospect and the No. 18 third baseman in the class of 2025 ... Rated the No. 5 overall prospect and the No. 1 third baseman in Arkansas by Perfect Game.

#12 CARTER RUTENBAR C FR.

Has played in 10 games with three starts ... Made collegiate debut and first collegiate start vs. Texas Tech (Feb. 15) at Globe Life Fied, collecting his first hit ... Recorded first collegiate RBI against UT Arlington (March 1) ... Doubled and drove in a run against Stetson (March 7) ... Made first start in right against Stetson (March 8) and drew three walks ... Four hits in a start as designated hitter against Stetson (March 9) ... Attended Midlothian Heritage High School in Midlothian, Texas ... Ranked by Perfect Game as the No. 451 overall prospect and the No. 46 catcher in the class of 2025 ... Rated the No. 42 overall prospect and the No. 3 catcher in Texas by Perfect Game.

#16 CHRISTIAN TURNER OF FR.

Has played in 13 games with two starts ... Made his collegiate debut vs. Oklahoma State (Feb. 13) at Globe Life Field, walking and scoring a run ... First collegiate start came vs. Texas Tech (Feb. 15) ... Recorded first collegiate hit vs. Tarleton State (Feb. 16) ... Attended Haughton High School in Haughton, La. ... Ranked by Perfect Game as the No. 388 overall prospect and the No. 76 outfielder in the class of 2025 ... Rated the No. 4 overall prospect and the No. 2 outfielder in Louisiana by Perfect Game ... Named to the ABCA/Rawlings High School All-America Third Team as a senior in 2025.

#17 ZACK STEWART OF SR.

Has played in nine games with nine starts ... Three home runs and six RBI on the year ... Hit his first homer as a Hog in a start against Xavier (Feb. 22) ... Belted second homer against Arkansas State (Feb. 24) ... Hit third home run of the campaign against Oral Robers (March 3) ... Missouri State transfer ... In 2025, Played in 51 games with 50 starts ... Slashed .269/.371/.495 with 11 homers and 31 RBI ... 37 runs ... Totaled 48 hits, including eight doubles ... Drew 27 walks and was hit by three pitches ... 2-for-2 in stolen base attempts ... Recorded 12 multi-hit games and eight multi-RBI games ... Became the fourth player in school history with three double-digit home run seasons.

#19 CARSON WILLIS C R-FR.

Has played in one game ... Made collegiate debut in a start against Arkansas State (Feb. 24), drawing a walk ... Redshirt season as a true freshman in 2025 ... Attended P27 Academy in Lexington, S.C. ... Ranked by Perfect Game as the No. 412 overall prospect and the No. 45 catcher in the class of 2024 ... Rated the No. 6 overall prospect and the No. 3 catcher in South Carolina by Perfect Game.

#55 BRENDAN KLEIMAN C GRAD.

Has played in two games ... Eastern Michigan transfer ... In 2025, played in 45 games with 42 starts ... Slashed .289/.385/.367 with two home runs and 26 RBI ... Scored 33 runs ... 48 hits, including seven doubles ... Drew 20 walks and was hit by seven pitches ... Recorded 14 multi-hit games and seven multi-RBI games ... Logged a season-long six-game hitting streak and 11-game reached base streak.

ON THE MOUND

FRIDAY

#20 RHP GABE GAECKLE — JR. — 2-1, 2.61 ERA, 20.2 IP, 6 BB, 27 SO

Last Start: March 6, vs. Stetson, 6.0 IP, 5 H, 0 R, 0 ER, 1 BB, 6 SO

Made his season debut on the mound in an Opening Day start vs. Oklahoma State (Feb. 13) at Globe Life Field in the Shriners Children's College Showdown, striking out nine over 4.1 innings while allowing just two runs (one earned) ... Made his second consecutive Opening Day start to become the first Razorback pitcher to make season-opening starts on the mound in consecutive seasons since LHP Hagen Smith in 2023-24 ... Fired five innings of one-run ball with seven strikeouts to earn his first win of the year in a home-opening day start against Xavier (Feb. 20) ... Worked a season-long 5.1 innings with five strikeouts in a start against UT Arlington (Feb. 27) ... Earned his second win of the season and logged his first career quality start against Stetson (March 6), twirling a career long-tying six shutout innings with six strikeouts ... Entered the 2026 campaign with preseason All-America honors from Baseball and Perfect Game, preseason All-SEC praise from the league's 16 head coaches and preseason watch list consideration for Baseball America's pitcher of the year award as well as the Golden Spikes Award ... In 2025, made 19 appearances with nine starts on the mound as a sophomore ... Posted a 4-2 record with a 4.42 ERA and 92 strikeouts in 71.1 innings ... Logged two saves on the year ... Limited opposing hitters to a .235 batting average ... Allowed 37 runs (35 earned) on 63 hits and 31 walks ... In SEC play, went 3-2 with a 4.84 ERA and 46 strikeouts in 35.1 innings of work across 10 appearances with five starts ... In the NCAA Tournament, made four relief appearances and posted a 1.93 ERA with 23 strikeouts in 14.0 innings of work ... Limited opposing hitters to a .200 batting average ... Earned the Opening Day start in the first game of the doubleheader against Washington State (Feb. 17), striking out seven while allowing only one hit over five shutout innings ... Longest start of the season came against Kansas State (Feb. 21) in the Amegy Bank College Baseball Series at Globe Life Field in Arlington, Texas, tossing 5.2 innings of two-run ball with two strikeouts ... In the College World Series, made two appearances and logged a 2.00 ERA with 14 strikeouts in 9.0 innings on the mound ... Tossed a season-long six innings in relief vs. #3 LSU (June 14), striking out a season-high 10 batters while allowing only one run ... Struck out four over three relief innings of one-run ball in the finale vs. #3 LSU (June 18) ... Following the season, named to the 26-man roster for the USA Baseball Collegiate National Team, which competed in the 45th USA vs. Japan Collegiate All-Star Series in various locations across Japan (July 8-13) ... Became Arkansas' second two-time team member in program history, joining RHP Ryne Stanek (2011-12).

PITCHER BREAKDOWN

	W-L-S	ERA	IP	H	R	ER	BB	SO
Starters	6-5-0	3.25	74.2	68	33	27	17	102
Relievers	6-0-3	2.21	73.1	40	19	18	21	84

THE HOG PEN

										---- Season Totals ----		
Pitcher	**Last App.**	**IP**	**H**	**R**	**ER**	**BB**	**SO**	**HR**	**RI/S**	**RI/S**	**SV**	**Ret./1BF (BB)**
Mark Brissey	STET (3/6)	1.0	0	0	0	0	0	0	0/0	0/0	1	4/4 (0)
Parker Coil	STET (3/9)	2.0	3	0	0	0	2	0	0/0	0/0	1	4/5 (0)
Luke Cornelison	ASU (2/24)	2.0	2	1	0	2	2	0	0/0	0/0	0	0/1 (1)
James DeCremer	TTU (2/15)	2.0	1	0	0	1	1	0	0/0	0/0	0	0/1 (0)
Cooper Dossett	STET (3/7)	1.0	0	0	0	0	1	0	0/0	0/0	0	2/3 (1)
Steele Eaves	STET (3/9)	4.0	3	0	0	0	1	0	2/2	6/5	0	4/5 (0)
Cole Gibler	STET (3/8)	3.0	0	0	0	2	2	0	0/0	1/0	1	4/4 (0)
Jackson Kircher	STET (3/6)	1.0	1	0	0	1	2	0	0/0	0/0	0	2/3 (1)
Joey Lorenzini	ORU (3/3)	1.0	2	1	1	1	0	1	0/0	0/0	0	0/1 (0)
Jordan Martin	ORU (3/3)	1.0	2	0	0	0	1	0	0/0	0/0	0	1/1 (0)
Ethan McElvain	STET (3/8)	2.0	1	0	0	1	3	0	0/0	1/0	0	3/4 (0)
Tate McGuire	STET (3/9)	3.0	1	2	2	0	0	0	1/0	3/0	0	4/4 (0)
TEAM TOTALS										**11/5**	**3**	**28/36 (3)**

Bullpen Notes: **RHP Mark Brissey** (1), **LHP Parker Coil** (1) and **LHP Cole Gibler** (1) are tied for the team lead in saves ... All three of Arkansas' saves this season are of the multi-inning variety ... **LHP Cole Gibler** tossed a career-long 3.2 shutout innings with six strikeouts in relief to secure the win in Arkansas' season-opening victory against Oklahoma State (Feb. 13) at Globe Life Field in the Shriners Children's College Showdown ... He recorded his first save of the season in the home opener against Xavier (Feb. 20), firing four innings of one-run ball with five strikeouts ... **RHP Tate McGuire** tossed a career long-tying 5.0 perfect innings with four strikeouts in relief vs. #10 TCU (Feb. 14) at Globe Life Field in the Shriners Children's College Showdown ... **RHP Steele Eaves** worked a career-long 2.1 innings with a career-high three strikeouts in relief vs. Texas Tech (Feb. 15) at Globe Life Field in the Shriners Children's College Showdown to help Arkansas win in extras ... Eaves recorded his second win of the season with two scoreless innings in relief against Xavier (Feb. 21) ... **LHP Ethan McElvain** emerged from the bullpen vs. Tarleton State (Feb. 16) at Globe Life Field in the Amegy Bank College Baseball Series and spun 2.2 shutout innings with five strikeouts ... **RHP Mark Brissey** recorded the first save by a Razorback reliever, tossing two scoreless innings with three strikeouts to close out Arkansas' win vs. Tarleton State (Feb. 16) at Globe Life Field in the Amegy Bank College Baseball Series ... **LHP Parker Coil** locked down his first save of the season against Arkansas State (Feb. 25), spinning 2.2 scoreless innings with a career-high six strikeouts in the process.

Parker Coil went 3-0 with a 1.27 ERA, 24 strikeouts and one save in 21.1 relief innings in 2025. The left-hander allowed only three earned run across 14 appearances on the year.

Cole Gibler made 20 appearances (all in relief) on the mound as a true freshman in 2025, posting a 3-2 record with a 3.99 ERA and 57 strikeouts (team-leading 17.4 SO/9) in 29.1 innings.

Carson Wiggins made 14 appearances (all in relief) as a true freshman before suffering a season-ending injury, going 1-1 with a 3.21 ERA, 20 strikeouts and three saves in 14.0 innings.

RECORD RUNDOWN

Overall	12-5
vs. top-5 teams	0-0
vs. top-10 teams	0-1
vs. top-25 teams	0-1
vs. unranked teams	12-4
At home	9-4
On the road	0-0
At neutral sites	3-1
In day games	11-4
In night games	1-1
In extra innings	1-0
In white uniforms	5-2
In cardinal uniforms	0-1
In cream uniforms	2-1
In grey uniforms	1-1
In pinstripe uniforms	4-0
vs. teams over .500	2-2
vs. teams .500 or worse	9-3
vs. right-handed starter	10-4
vs. left-handed starter	2-1
vs. both-handed starter	0-0
When starter receives decision	6-5
When reliever receives decision	6-0
When starter goes 5+ innings	7-1
When starter goes less than 5 innings	5-4
When scoring first	11-2
When scoring in 1st inning	7-2
When opponent scores first	1-3
When leading after 6 innings	12-0
When trailing after 6 innings	0-5
When tied after 6 innings	0-0
When leading after 7 innings	9-0
When trailing after 7 innings	0-5
When tied after 7 innings	1-0
When leading after 8 innings	7-0
When trailing after 8 innings	0-5
When tied after 8 innings	1-0
In one-run games	3-2
In two-run games	1-1
In five-run or more games	7-1
In run-rule games	4-0
Weekend series W-L-T	2-0-1
Weekend series sweeps/times swept	1-0
When scoring 10+ runs	5-0
Shutouts/times shut out	3-0
When opponent scores 5 runs or less	11-4
When opponent scores 6 runs or more	1-2
When collecting 0-3 hits	0-0
When collecting 4-6 hits	1-3
When collecting 7-9 hits	3-1
When collecting 10-12 hits	2-1
When collecting 13+ hits	6-0
When out-hitting opponent	11-2
When out-hit by opponent	1-3
When hits are equal	0-0
When hitting a home run	8-3
When opponent hits a home run	4-4
When errorless	3-3
When committing one error	6-1
When committing 2 errors	2-1
When committting 3+ errors	1-0
When opponent is errorless	4-2
vs. SEC opponents	0-0
vs. non-conference opponents	12-5
In midweek games	3-1
In rubber games	1-0
Game 1 of weekend series	2-1
Game 2 of weekend series	3-0
Game 3 of weekend series	2-1
Game 4 of weekend series	0-1
In February	8-3
In March	4-2
In April	0-0
In May	0-0
In June	0-0

MULTI-HIT GAMES

Name	2	3	4	5+	Total
Maika Niu	8	1	-	-	9
Camden Kozeal	5	1	1	-	7
Ryder Helfrick	6	1	-	-	7
Kuhio Aloy	5	1	-	-	6
Reese Robinett	6	-	-	-	6
Damian Ruiz	5	-	-	-	5
Nolan Souza	4	-	-	-	4
Zack Stewart	3	1	-	-	4
TJ Pompey	2	-	-	-	2
Carson Brumbaugh	1	-	-	-	1
Carter Rutenbar	-	-	1	-	1
TEAM	**45**	**5**	**2**	**-**	**52**

CAREER MULTI-HIT GAMES

Name	'23	'24	'25	'26	Total
Zack Stewart	19	21	12	4	56
Maika Niu	2	13	20	9	44
Damian Ruiz	11	2	25	5	43
Camden Kozeal	-	12	23	7	42
Kuhio Aloy	-	12	20	6	38
Brendan Kleiman	-	13	14	-	27
TJ Pompey	-	15	7	2	24
Ryder Helfrick	-	-	14	7	21
Nolan Souza	-	7	5	4	16
Reese Robinett	1	-	3	6	10
Carson Brumbaugh	-	-	-	1	1
Carter Rutenbar	-	-	-	1	1

MULTI-RBI GAMES

Name	2	3	4	5+	Total
Camden Kozeal	5	3	-	-	8
Kuhio Aloy	4	1	1	-	6
Maika Niu	2	2	1	-	5
Ryder Helfrick	1	2	-	-	3
Reese Robinett	2	-	-	-	2
Nolan Souza	1	1	-	-	2
Zack Stewart	1	-	-	-	1
TEAM	**16**	**9**	**2**	**-**	**27**

HITTING STREAKS

Name	Longest	Current
Kuhio Aloy	12	1
Maika Niu	7	7
Camden Kozeal	7	-
Ryder Helfrick	4	1
Damian Ruiz	4	2
Reese Robinett	4	1
Zack Stewart	3	1
Carson Brumbaugh	2	-
TJ Pompey	2	-
Christian Turner	2	1
Nolan Souza	2	1
Alexander Peck	1	-
Carter Rutenbar	1	1

REACHED BASE STREAKS

Name	Longest	Current
Ryder Helfrick	17	17
Camden Kozeal	15	-
Kuhio Aloy	13	1
Zack Stewart	8	8
Damian Ruiz	7	7
Maika Niu	7	7
TJ Pompey	6	-
Reese Robinett	6	1
Christian Turner	4	2
Nolan Souza	3	1
Carter Rutenbar	3	3
Carson Brumbaugh	2	-
Alexander Peck	1	-
Carson Willis	1	1

CAREER HOME RUNS

Name	Solo	2R	3R	GS	Total
Zack Stewart	25	12	7	3	47
Maika Niu	11	7	10	-	28
Camden Kozeal	10	10	5	1	26
Kuhio Aloy	10	8	4	2	24
Ryder Helfrick	16	6	-	1	23
TJ Pompey	8	4	2	2	16
Damian Ruiz	7	2	2	-	11
Nolan Souza	6	2	2	1	11
Brendan Kleiman	3	3	-	-	6
Reese Robinett	2	1	2	-	5

HOME RUN BREAKDOWN

Total	22
at Baum-Walker Stadium	16
on the Road	0
Neutral Site	6
vs. RHP	19
vs. LHP	3
w/ 0 Outs	6
w/ 1 Out	9
w/ 2 Outs	7
Solo	10
Two-Run	7
Three-Run	5
Grand Slam	0
Leadoff	4
Back-to-Back	0
Walk-Off	2
Pinch-Hit	0
Inside-the-Park	0
Before 7th Inning	16
7th Inning and Beyond	6
Current Streak of Consecutive Games with HR	1
Longest Streak of Consecutive Games with HR	4
Opponent HR Total	15
Last HR Given Up	3R
Current Streak of No HR Allowed	0
Longest Stretch without HR Allowed	3

COMEBACKS

defined as any win when trailing after an inning

Date / Opponent	Score (Inn.)	Final
Feb. 15 / vs. Texas Tech	4-5 (9)	W, 6-5 (11)

BLOWN LEADS

defined as any loss when leading after an inning

Date / Opponent	Score (Inn.)	Final
Feb. 24 / Arkansas St.	1-0 (1)	L, 12-4
March 8 / Stetson	1-0 (3)	L, 4-1

TEAM GAME HIGHS

Team Batting

At bats:	40	vs. Texas Tech (Feb. 15 at Arlington, Texas)
Runs scored:	13	vs. Stetson (March 7)
Hits:	14	vs. Xavier (Feb. 22)
	14	vs. UT Arlington (March 1)
RBI:	12	vs. Oklahoma State (Feb. 13 at Arlington, Texas)
	12	vs. Stetson (March 7)
Doubles:	5	vs. Stetson (March 6)
Triples:	1	vs. Xavier (Feb. 21)
Home runs:	4	vs. Oklahoma State (Feb. 13 at Arlington, Texas)
Total bases:	27	vs. UT Arlington (March 1)
Walks:	9	vs. Stetson (March 7)
Strikeouts:	14	vs. #10 TCU (Feb. 14 at Arlington, Texas)
	14	vs. Texas Tech (Feb. 15 at Arlington, Texas)
Sac hits:	1	vs. Arkansas State (Feb. 25)
	1	vs. Stetson (March 8)
Sac flies:	2	vs. Stetson (March 7)
Stolen bases:	4	vs. Stetson (March 7)
Hit by pitch:	1	(5 times)
Caught stealing:	1	(6 times)
Runners LOB:	11	vs. #10 TCU (Feb. 14 at Arlington, Texas)
Hit into DP:	3	vs. Arkansas State (Feb. 25)

Fielding

Putouts:	33	vs. Texas Tech (Feb. 15 at Arlington, Texas)
Assists:	15	vs. Stetson (March 9)
Errors:	3	vs. Stetson (March 6)
Passed balls:	1	vs. Arkansas State (Feb. 25)
DPs turned:	2	vs. Stetson (March 9)

Pitching

Innings pitched:	11.0	vs. Texas Tech (Feb. 15 at Arlington, Texas)
Runs allowed:	12	vs. Arkansas State (Feb. 24)
Earned runs:	11	vs. Arkansas State (Feb. 24)
Walks allowed:	4	vs. #10 TCU (Feb. 14 at Arlington, Texas)
	8	vs. Texas Tech (Feb. 15 at Arlington, Texas)
Strikeouts:	15	vs. Oklahoma State (Feb. 13 at Arlington, Texas)
Hits allowed:	14	vs. Arkansas State (Feb. 24)
Doubles allowed:	3	vs. Xavier (Feb. 20)
Triples allowed:	1	vs. Tarleton State (Feb. 16 at Arlington, Texas)
Homers allowed:	5	vs. Arkansas State (Feb. 24)
Wild pitches:	1	(5 times)
Hit batters:	2	vs. #10 TCU (Feb. 14 at Arlington, Texas)
	2	vs. Tarleton State (Feb. 16 at Arlington, Texas)

INDIVIDUAL GAME HIGHS

Individual Batting

At bats:	6	Ryder Helfrick vs. Texas Tech (Feb. 15 at Arlington, Texas)
Runs scored:	4	Ryder Helfrick vs. Oklahoma State (Feb. 13 at Arlington, Texas)
Hits:	4	Camden Kozeal vs. Xavier (Feb 21)
	4	Carter Rutenbar vs. Stetson (March 9)
RBI:	4	Maika Niu vs. Oklahoma State (Feb. 13 at Arlington, Texas)
	4	Kuhio Aloy vs. Oral Roberts (March 3)
Doubles:	2	Reese Robinett vs. Tarleton State (Feb. 16 at Arlington, Texas)
	2	Nolan Souza vs. Xavier (Feb. 20)
	2	Carson Brumbaugh vs. UT Arlington (March 1)
Triples:	1	Camden Kozeal vs. Xavier (Feb. 21)
Home runs:	2	Ryder Helfrick vs. Oklahoma State (Feb. 13 at Arlington, Texas)
Total bases:	10	Camden Kozeal vs. Xavier (Feb. 21)
Walks:	4	Damian Ruiz vs. Texas Tech (Feb. 15 at Arlington, Texas)
Strikeouts:	4	TJ Pompey vs. Stetson (March 9)
Sac hits:	1	Carson Brumbaugh vs. Arkansas State (Feb. 25)
	1	Nolan Souza vs. Stetson (March 8)
Sac flies:	1	(8 times)
Stolen bases:	2	Nolan Souza vs. Arkansas State (Feb. 25)
	2	Maika Niu vs Stetson (March 7)
Hit by pitch:	1	(5 times)
Caught stealing:	1	(6 times)
Runners LOB:	5	Maika Niu vs. Xavier (Feb 21)

Fielding

Putouts:	14	Ryder Helfrick vs. Oklahoma State (Feb. 13 at Arlington, Texas)
	14	Ryder Helfrick vs. Xavier (Feb. 21)
Assists:	7	Camden Kozeal vs. Stetson (March 9)
Errors:	2	Carson Brumbaugh vs. UT Arlington (March 1)
	2	Carson Brumbaugh vs. Stetson (March 8)
Passed balls:	1	Ryder Helfrick vs. Arkansas State (Feb. 25)

Pitching

Innings pitched:	8.0	Colin Fisher vs. Xavier (Feb. 22)
Runs allowed:	6	Peyton Lee vs. Arkansas State (Feb. 24)
Earned runs:	6	Peyton Lee vs. Arkansas State (Feb. 24)
Walks allowed:	3	Hunter Dietz vs. #10 TCU (Feb. 14 at Arlington, Texas)
	3	Cooper Dossett vs. Texas Tech (Feb. 15 at Arlington, Texas)
Strikeouts:	12	Hunter Dietz vs. Stetson (March 7)
Hits allowed:	8	Gabe Gaeckle vs. UT Arlington (Feb. 27)
Doubles allowed:	2	Hunter Dietz vs. #10 TCU (Feb. 14 at Arlington, Texas)
	2	Gabe Gaeckle vs. Xavier (Feb. 20)
	2	Gabe Gaeckle vs. UT Arlington (Feb. 27)
Triples allowed:	1	Peyton Lee vs. Tarleton State (Feb. 16 at Arlington, Texas)
Homers allowed:	2	(4 times)
Wild pitches:	1	(5 times)
Hit batters:	2	Peyton Lee vs. Tarleton State (Feb. 16 at Arlington, Texas)

Camden Kozeal *hit for the cycle against Xavier (Feb. 21), becoming the third Razorback to accomplish the feat in the DVH era (Robert Moore vs. UCA in 2021 & Dylan Leach vs. UCA in 2022).*

THE LAST TIME AN ARKANSAS PLAYER...

4 hits in a game ..... Carter Rutenbar vs. Stetson, March 9, 2026
5 hits in a game ..... Peyton Stovall vs. Missouri State, May 1, 2024
6 hits in a game ..... Jeremy Jackson vs. Northeastern (Okla.), April 16, 1997

Multiple hits in six consecutive games ..... Charles Davalan at #13 Ole Miss, vs. Oral Roberts & vs. South Carolina, March 14-21, 2025
Multiple hits in seven or more consecutive games ..... Kuhio Aloy (7) vs. Grambling, vs. Charlotte, vs. ULM & vs. Portland, Feb. 25-March 7, 2025

2 hits in an inning ..... Ryder Helfrick (1B, 1B) & Wehiwa Aloy (2B, 3B) vs. Oral Roberts (4th), March 19, 2025
2 doubles in an inning ..... Harold Coll vs. SEMO (6th), March 21, 2023
2 extra-base hits in an inning ..... Wehiwa Aloy (2B, 3B) vs. Oral Roberts (4th), March 19, 2025
Reached base twice in an inning ..... Gabe Fraser (BB, BB) at #7 Georgia (9th), April 11, 2025

2 doubles in a game ..... Carson Brumbaugh vs. UT Arlington, March 1, 2026
3 doubles in a game ..... Reese Robinett vs. UAPB, April 15, 2025
4 doubles in a game ..... Rodney Nye vs. Louisiana Tech, March 31, 1998
3 consecutive at-bats with a double ..... Hudson White vs. James Madison, Feb. 17-18, 2024
4 consecutive games with a double ..... Cam Kozeal vs. Missouri & vs. Arkansas State, April 5-8, 2025

Led off a game with a triple ..... Braydon Webb vs. #2 Stanford (College World Series), June 18, 2022
2 triples in a game ..... Jax Biggers vs. Auburn (SEC Tournament), May 25, 2017

Led off a game with a home run ..... Maika Niu vs. Arkansas State, Feb. 24, 2026
2 home runs in a game ..... Ryder Helfrick (2R, Solo) vs. Oklahoma State, Feb. 13, 2026
3 home runs in a game ..... Chad Spanberger (Solo, 2R, GS) vs. Auburn (SEC Tournament), May 25, 2017
2 home runs on Opening Day ..... Ryder Helfrick (2R, Solo) vs. Oklahoma State, Feb. 13, 2026
2 home runs in an SEC Tournament game ..... Peyton Holt (3R, Solo) vs. #2 Kentucky (SEC Tournament), May 23, 2024
2 home runs in an NCAA Tournament game ..... Logan Maxwell (2R, Solo) vs. Creighton (NCAA Fayetteville Regional), June 1, 2025

Grand slam ..... Logan Maxwell vs. #16 Tennessee (NCAA Super Regional), June 8, 2025
Grand slam in consecutive games ..... Cayden Wallace vs. UIC, March 12-13, 2022
Grand slam in an SEC Tournament game ..... Jared Wegner vs. Texas A&M (SEC Tournament), May 24, 2023
Grand slam in an NCAA Tournament game ..... Logan Maxwell vs. #16 Tennessee (NCAA Fayetteville Super Regional), June 8, 2025

HR in consecutive at-bats ..... Ryder Helfrick vs. Oklahoma State, Feb. 13, 2026
HR in 2 straight games ..... Camden Kozeal vs. UT Arlington, Feb. 28-March 1, 2026
HR in 3 straight games ..... Ryder Helfrick vs. Creighton (NCAA Fayetteville Regional) & #16 Tennessee (NCAA Fayetteville Super Regional), May 31-June 7, 2025
HR in 4 straight games ..... Wehiwa Aloy at Georgia, vs. UAPB & Texas A&M, April 13-18, 2025
HR in 5 straight games ..... Aaron Murphree vs. OSU, South Dakota State & Siena, March 2-8, 2008
HR in 6 straight games ..... Aaron Murphree vs. OSU, South Dakota State & Siena, March 2-9, 2008

Pinch-hit home run ..... Cam Kozeal at Florida, April 26, 2025
Pinch-hit home run in an SEC game ..... Cam Kozeal at Florida, April 26, 2025
Pinch-hit home run in an NCAA Tournament game ..... Charlie Welch vs. #19 Nebraska (NCAA Regional), June 7, 2021

Back-to-back home runs ..... Wehiwa Aloy (Solo) & Kuhio Aloy (Solo) at #13 Ole Miss, March 15, 2025
Back-to-back-to-back home runs ..... Charles Davalan (2R), Wehiwa Aloy (Solo) & Kuhio Aloy (Solo) at #13 Ole Miss, March 15, 2025

Walk-off home run (non-run rule) ..... Kendall Diggs vs. Texas A&M (SEC Tournament), May 24, 2023
Walk-off home run in an SEC game ..... Kendall Diggs vs. Ole Miss, April 30, 2022
Walk-off home run in an SEC Tournament game ..... Kendall Diggs vs. Texas A&M (SEC Tournament), May 24, 2023

Inside-the-park home run ..... Camden Kozeal vs. #17 Ole Miss (SEC Tournament), May 23, 2025
Little League home run ..... Justin Thomas Jr. vs. Little Rock, April 22, 2025
Hit a home run from both sides of the plate in a game ..... Dylan Leach vs. UCA, April 5, 2022

Hit for the cycle ..... Camden Kozeal vs. Xavier, Feb. 21, 2026

4 runs in a game ..... Ryder Helfrick vs. Oklahoma State, Feb. 13, 2026
5 runs in a game ..... Wehiwa Aloy vs. Portland, March 7, 2025
6 runs in a game ..... Trevor Ezell vs. Grambling, April 30, 2019

4 RBI in a game ..... Kuhio Aloy vs. Oral Roberts, March 3, 2026
5 RBI in a game ..... Wehiwa Aloy vs. Creighton (NCAA Fayetteville Regional), May 31, 2025
6 RBI in a game ..... Reese Robinett vs. #1 Texas, May 3, 2025
7 RBI in a game ..... Charles Davalan vs. Missouri [DH-1], April 6, 2024
8 RBI in a game ..... Brent Iredale vs. Portland, March 7, 2025
9 RBI in a game (program record) ..... Ryan Lundquist vs. Central Missouri St., March 4, 1997

2 walks in an inning ..... Gabe Fraser at #7 Georgia (9th), April 11, 2025
4 walks in a game ..... Damian Ruiz vs. Texas Tech, Feb. 16, 2026
5 walks in a game (program record) ..... Jared Wegner vs. Louisiana Tech, March 12, 2023

Hit by 2 pitches in an inning ..... Logan Maxwell vs. South Carolina (1st), March 22, 2025

THE LAST TIME AN ARKANSAS PLAYER...

Reached base in 13 consecutive plate appearances..... Damian Ruiz vs. Oklahoma State, vs. #10 TCU, vs. Texas Tech, vs. Tarleton State, Feb. 13-16, 2026

Reached base in 35 or more consecutive games..... Charles Davalan (35) vs. Michigan, vs. Grambling, vs. Charlotte, vs. ULM, vs. Portland, vs. UCA, at #13 Ole Miss, ... vs. Oral Roberts, vs. South Carolina, vs. Missouri State, at #14 Vanderbilt, vs. Grambling, ... vs. Missouri, vs. Arkansas State, at #7 Georgia, vs. Texas A&M, Feb. 23-April 18, 2025

2 stolen bases in a game..... Maika Niu vs. Stetson, March 7, 2026
3 stolen bases in a game..... Nolan Souza vs. Arkansas State, April 8, 2025
4 stolen bases in a game..... Logan Forsythe vs. Ole Miss, May 19, 2007
Stole home..... Bobby Wernes vs. Ole Miss, March 28, 2015

2 errors in a game..... Carson Brumbaugh vs. Stetson, March 8, 2026
3 errors in a game..... Bobby Wernes at LSU, April 12, 2014
4 errors in a game..... Chris Shaddy vs. TCU, April 27, 1980

No-hitter (9 innings)..... Gage Wood vs. Murray State (College World Series), June 16, 2025
Combined no-hitter (9 innings)..... Nick Schmidt (6.0 IP), Brian McLelland (1.0 IP) & Devin Collis (2.0 IP) vs. Oklahoma State, February 12, 2006
Combined no-hitter (7 innings)..... Dominic Taccolini (2.0 IP), Matt Cronin (3.0 IP) & Josh Alberius (2.0 IP) vs. Auburn (SEC Tournament), May 25, 2017

1-hitter (9 innings)..... Brett Eibner vs. Georgia, April 19, 2009
1-hitter (8 innings)..... Colin Fisher vs. Xavier, Feb. 22, 2026
1-hitter (7 innings)..... Trevor Stephan at Tennessee, May 6, 2017
Combined 1-hitter (9 innings)..... James DeCremer (3.2 IP), Steele Eaves (2.2 IP) & Parker Coil (2.2 IP) vs. Arkansas State, Feb. 25, 2026
Combined 1-hitter (7 innings)..... Colin Fisher (2.0 IP), Tate McGuire (3.0 IP), Dylan Carter (1.0 IP) & Steele Eaves (1.0) vs. Oral Roberts, March 19, 2025

2-hitter (9 innings)..... Keaton McKinney vs. Alabama (SEC Tournament), May 2, 2014
2-hitter (7 innings)..... Kacey Murphy vs. Florida (SEC Tournament), May 27, 2017
Combined 2-hitter (9 innings)..... Hunter Dietz (7.0 IP) & Mark Brissey (2.0 IP) vs. UT Arlington, Feb. 28, 2026
Combined 2-hitter (7 innings)..... Ben Bybee (3.0 IP), Dylan Carter (2.0 IP), Christian Foutch (1.0 IP) & Stone Hewlett (1.0 IP) vs. Little Rock, March 26, 2024

3-hitter (9 innings)..... Will McEntire vs. Louisiana Tech, March 11, 2023
Combined 3-hitter (9 innings)..... Zach Root (7.2 IP), Aiden Jimenez (0.1 IP) & Dylan Carter (1.1 IP) at #14 Vanderbilt, March 28, 2025
Combined 3-hitter (7 innings)..... Tate McGuire (5.0 IP), Dylan Carter (1.0 IP) & Carson Wiggins (1.0 IP) vs. Little Rock, April 22, 2025

Complete game (10 innings)..... Dominic Taccolini at #12 Kentucky, April 22, 2016
Complete game (9 innings)..... Gage Wood vs. Murray State (College World Series), June 16, 2025
Complete game (8 innings)..... Colin Fisher vs. Xavier, Feb. 22, 2026
Complete game (7 innings)..... Zach Root vs. South Carolina, March 21, 2025
Complete-game shutout (9 innings)..... Gage Wood vs. Murray State (College World Series), June 16, 2025
Complete-game shutout (8 innings)..... Colin Fisher vs. Xavier, Feb. 22, 2026
Complete-game shutout (7 innings)..... Kacey Murphy vs. Florida (SEC Tournament), May 27, 2017

10-inning or more start..... Dominic Taccolini at #12 Kentucky (10 innings), April 22, 2016

Had 10 strikeouts..... Gabe Gaeckle vs. #3 LSU (College World Series), June 14, 2024
Had 11 strikeouts..... Colin Fisher vs. Xavier, Feb. 22, 2026
Had 12 strikeouts..... Hunter Dietz vs. Stetson, March 7, 2026
Had 13 strikeouts..... Gage Wood vs. Creighton, June 1, 2025
Had 14 strikeouts..... Hagen Smith at #5 Texas A&M, May 16, 2024
Had 15 strikeouts..... Nick Schmidt vs. Auburn, May 18, 2006
Had 16 strikeouts..... David Walling vs. Eastern Illinois, Feb. 20, 1998
Had 17 strikeouts..... Hagen Smith vs. #7 Oregon State, Feb. 23, 2024
Had 18 strikeouts..... N/A
Had 19 strikeouts (program record)..... Gage Wood vs. Murray State (College World Series), June 16, 2025

Had 10 or more strikeouts in two consecutive outings..... Hagen Smith vs. #14 Mississippi State (11) & at #5 Texas A&M (14), May 10-16, 2024
Had 10 or more strikeouts in three consecutive outings..... Hagen Smith at #8 Kentucky (14), vs. #14 Mississippi State (11) & at #5 Texas A&M (14), May 3-16, 2024
Had 10 or more strikeouts in four consecutive outings..... Hagen Smith vs. Florida (11), at #8 Kentucky (14), ... vs. #14 Mississippi State (11) & at #5 Texas A&M (15), April 26-May 16, 2024
Had 10 or more strikeouts in five consecutive outings..... H. Smith at #20 S Carolina (11), vs. Florida (11), at #8 Kentucky (14), ... vs. #14 Mississippi St (11) & at #5 Texas A&M (14), April 19-May 16, 2024
Had 12 or more strikeouts in consecutive outings..... Hagen Smith vs. #7 Oregon State (17) & Murray State (12), Feb. 23-March 1, 2024

Had four strikeouts in an inning..... Stone Hewlett vs. UCA, March 5, 2024
Threw an immaculate inning (9 pitches, 9 strikes, 3 strikeouts)..... Parker Coil vs. Charlotte, March 2, 2025

Retired 15 consecutive batters in a game..... Tate McGuire vs. #10 TCU, Feb. 14, 2026
Retired 20 consecutive batters in a game..... Colin Fisher vs. Xavier, Feb. 22, 2026
Retired 21 consecutive batters in game..... Gage Wood vs. Murray State (College World Series), June 16, 2025

Consecutive starts of seven or more innings..... Zach Root vs. South Carolina (7.0 IP) & at #14 Vanderbilt (7.2 IP), March 21-28, 2025
Pitched in five consecutive games..... Stone Hewlett at #23 Auburn, vs. Little Rock & vs. #8 LSU, March 22-29, 2024

THE LAST TIME AN ARKANSAS TEAM...

Scored 10 runs	vs. Oral Roberts, March 3, 2026
Scored 11 runs	vs. UT Arlington, March 1, 2026
Scored 12 runs	vs. Oklahoma State, Feb. 13, 2026
Scored 13 runs	vs. Stetson, March 7, 2026
Scored 14 runs	vs. Missouri [DH-1], April 6, 2025
Scored 15 runs	vs. ULM, March 5, 2025
Scored 16 runs	vs. Missouri [DH-2], April 6, 2025
Scored 17 runs	vs. SEMO (NCAA Regional), May 31, 2024
Scored 18 runs	vs. McNeese, March 10, 2024
Scored 19 runs	vs. Northwestern State, April 23, 2019
Scored 20 runs	vs. Portland, March 7, 2025
Scored 21 runs	vs. Missouri, April 5, 2025
Scored 22 runs	vs. Louisiana Tech, Feb. 14, 2004
Scored 23 runs	Never
Scored 24 runs	Missouri Southern, Feb. 11, 1998
Scored 25 runs	Missouri Southern, Feb. 4, 2001
Scored 26 runs	vs. UAPB, April 14, 2021
Scored 27 runs	Never
Scored 28 runs	vs. Wisconsin-Milwaukee (DH-2), Feb. 18, 2007
Scored 29 runs	Morningside, April 6, 1968
Scored 30 runs	at South Carolina, March 30, 1997
Scored 31 runs	Never
Scored 32 runs	vs. Bucknell, Feb. 17, 2018
Scored 33 runs	vs. Southwest Baptist, March 21, 1984
Scored 20 or more runs against an SEC opponent	vs. Missouri (21), April 5, 2025
Scored 30 or more runs against an SEC opponent	at South Carolina (30), March 30, 1997
Scored 50 or more runs in an SEC weekend series	vs. Missouri (51), April 5-6, 2025
Scored 4 runs in an inning	vs. Stetson (3rd), March 7, 2026
Scored 5 runs in an inning	vs. UT Arlington (6th), March 1, 2026
Scored 6 runs in an inning	at Florida (5th), April 26, 2025
Scored 7 runs in an inning	at #7 Georgia (9th), April 11, 2025
Scored 8 runs in an inning	vs. South Carolina (1st), March 22, 2025
Scored 9 runs in an inning	vs. Arkansas State (3rd), April 2, 2024
Scored 10 runs in an inning	vs. Charlotte (4th), Feb. 28, 2025
Scored 11 runs in an inning	vs. UAPB (5th), April 14, 2021
Scored 12 runs in an inning	vs. Oral Roberts (4th), March 19, 2025
Scored 13 runs in an inning	Never
Scored 14 runs in an inning	vs. Saint Louis (1st), April 7, 2010
Had 10 hits	vs. #13 UCLA (College World Series), June 17, 2025
Had 11 hits	at #3 LSU, May 9, 2025
Had 12 hits	vs. Stetson, March 9, 2026
Had 13 hits	vs. Stetson, March 7, 2026
Had 14 hits	vs. UT Arlington, March 1, 2026
Had 15 hits	vs. #17 Tennessee, May 15, 2025
Had 16 hits	vs. Missouri [DH-1], April 6, 2025
Had 17 hits	vs. #16 NC State (NCAA Super Regional), June 11, 2021
Had 18 hits	vs. UAPB, April 15, 2025
Had 19 hits	vs. UCA, April 5, 2022
Had 20 hits	vs. Grambling, Feb. 27, 2024
Had 21 hits	vs. #2 Stanford (College World Series), June 18, 2022
Had 22 hits	at #6 Vanderbilt, April 14, 2019
Had 23 hits	Centenary, March 31, 1999
Had 24 hits	Georgia, March 17, 2001
Had 25 hits	at Centenary, March 23, 2005
Had 26-29 hits	28 at South Carolina, March 30, 1997
Had 30 hits	vs. Saint Louis, April 7, 2010
Had 31+ hits	32 vs. Southwest Baptist, March 21, 1984
Hit four home runs in a game	4 - Ryder Helfrick (2), Camden Kozeal (1) & Maika Niu (1) vs. Oklahoma State, Feb. 13, 2026
Hit five home runs in a game	5 - Wehiwa Aloy (2), Ryder Helfrick (2) & Cam Kozeal (1) vs. Creighton (NCAA Regional), May 31, 2025
Hit six home runs in a game	6 - Ben McLaughlin (2), Hudson White (2), Wehiwa Aloy (1) & Kendall Diggs (1) vs. SEMO (NCAA Regional), May 31, 2024
Hit seven home runs in a game	7 - Robert Moore (2), Jalen Battles (1), Chris Lanzilli (1), Michael Turner (1), Brady Slavens (1) & Cayden Wallace (1) vs. Oklahoma State (NCAA Regional), June 4, 2022
Hit eight or more home runs in a game	8 - Matt Goodheart (2), Brady Slavens (2), Cullen Smith (2) & Charlie Welch (2) vs. UAPB, April 14, 2021

THE LAST TIME AN ARKANSAS TEAM...

Hit two grand slams in a game	vs. Grambling, Feb. 27, 2024
Hit a grand slam in two consecutive games	vs. South Carolina & vs. Missouri State, March 23-25, 2025
Hit a grand slam in three consecutive games	vs. UIC & vs. Grambling, March 12-15, 2022
Had brothers hit home runs in the same game	Wehiwa Aloy (2nd) & Kuhio Aloy (3rd) vs. UAPB, April 15, 2025
Had brothers hit back-to-back home runs	Wehiwa Aloy (Solo) & Kuhio Aloy (Solo) at #13 Ole Miss, March 15, 2025
3 errors in a game	vs. Stetson, March 6, 2026
4 errors in a game	vs. Michigan, Feb. 25, 2024
5 errors in a game	vs. South Carolina (SEC Tournament), May 23, 2018
6 errors in a game	vs.Eastern Illinois, March 5, 2016
7 errors in a game	vs. LA Tech, March 20, 2001
Overcame a seven-run deficit to win	vs. Texas Tech, April 16, 2024
Overcame an eight-run deficit to win	vs. Charlotte, Feb. 28, 2025
Overcame a nine-run deficit to win	at Louisiana Tech, March 1, 2017
Four consecutive run-rule wins	vs. ULM & Portland, March 4-8, 2025
Shut out an opponent at home	vs. UT Arlington, Feb. 28, 2026
Shut out an opponent on the road	at Florida, April 26, 2025
Shut out an opponent at a neutral site	vs. Murray State (College World Series), June 16, 2025
Shut out an SEC opponent at home	vs. #1 Texas, May 1, 2025
Shut out an SEC opponent on the road	at Florida, April 26, 2025
Shut out by an SEC opponent at home	vs. #24 Vanderbilt, May 15, 2022
Shut out by an SEC opponent on the road	at #5 Texas A&M, May 16, 2024
Threw consecutive shutouts	vs. Little Rock (10-0 [7 inn.], 4-0 [9 inn.]), April 22-23, 2025
Threw consecutive seven-inning shutouts	vs. UAPB [DH-1 & DH-2] (15-0, 6-0), April 12, 2022
Threw consecutive nine-inning shutouts	vs. Missouri (8-0, 6-0), March 15-16, 2024
Threw consecutive seven-inning shutouts against an SEC opponent	vs. South Carolina (2-0, 3-0) April 14, 2018
Threw-back-to-back nine-inning shutouts against an SEC opponent	vs. Missouri (8-0, 6-0), March 15-16, 2024
Most consecutive shutouts thrown	4, vs. Wisconsin, March 15-16, 1980
Struck out 20 or more opposing batters	vs. Creighton (20), June 1, 2025
Struck out 23 opposing batters	vs. #7 Oregon State (23), Feb. 23, 2024
Struck out 25 opposing batters (program record)	vs. Oklahoma State (25), Feb. 24, 2024
Struck out 10-plus opposing batters in 10 consecutive games	vs. #7 Oregon State, Oklahoma State, Michigan, Grambling, Murray State, UCA & McNeese, Feb. 23-March 9, 2024
Struck out 20-plus opposing batters in back-to-back games	vs. #7 Oregon State & Oklahoma State, Feb. 23-24, 2024
Had starting pitchers record double-digit strikeouts in three consecutive games	Hagen Smith (12), Brady Tygart (10) & Mason Molina (10) vs. Murray State, March 1-3, 2024
Was shut out	at #5 Texas A&M (1-0), May 16, 2024
Was shut out in back-to-back games	vs. LSU (7-0, 6-0), April 23-24, 2005
Held to 1 hit	vs. Missouri State, May 17, 2016
Held to 2 hits	vs. #24 Vanderbilt, May 15, 2022
Held to 3 hits	vs. #22 TCU, Feb. 22, 2025
Did not strikeout	vs. Eastern Illinois, Feb. 16, 2019
Swept an SEC home weekend series	vs. #1 Texas, May 1-3, 2025
Swept an SEC road weekend series	at #14 Vanderbilt, March 28-30, 2025
Was swept in an SEC home weekend series	vs. Alabama, May 13-15, 2016
Was swept in an SEC road weekend series	at Georgia, April 20-22, 2023
Swept a non-conference home weekend series	vs. Xavier, Feb. 20-22, 2026
Swept a non-conference road weekend series	at Northwestern State, Feb. 16-18, 1996
Was swept in a non-conference home weekend series	vs. Long Beach State, Feb. 25-27, 2000
Was swept in a non-conference road weekend series	at UNLV, March 19-21, 1994
Won an SEC home weekend series	vs. #17 Tennessee, May 15-17, 2025
Won an SEC road weekend series	at #14 Vanderbilt, March 28-30, 2025
Lost an SEC home weekend series	vs. Texas A&M, April 17-18, 2025
Lost an SEC road weekend series	at #3 LSU, May 9-11, 2025
Won a non-conference home weekend series	vs. UT Arlington, Feb. 27-March 1, 2026
Won a non-conference road weekend series	at Louisiana Tech, March 12-14, 2021
Lost a non-conference home weekend series	vs. South Alabama, Feb. 28-March 1, 2014
Lost a non-conference road weekend series	at Texas A&M, Feb. 27-29, 2004
Tied a non-conference home weekend series	vs. Stetson, March 6-9, 2026
Lost a midweek game	vs. Arkansas State, Feb. 24, 2026

||| HOME RUN CHART

No.	Player	Game	Date	Opponent	Pitcher	On Base	Inning	Outs	Count	Score	Final
1	Ryder Helfrick (1)	1	Feb. 13	vs. Oklahoma State	LHP Hudson Barrett	1	1	0	0-0	0-0	W, 12-2 (8)
2	Ryder Helfrick (2)	1	Feb. 13	vs. Oklahoma State	LHP Hudson Barrett	0	3	1	2-2	2-0	W, 12-2 (8)
3	Camden Kozeal (1)	1	Feb. 13	vs. Oklahoma State	LHP Drew Blake	1	7	0	3-2	3-2	W, 12-2 (8)
4	Maika Niu (1) !	1	Feb. 13	vs. Oklahoma State	RHP Parker Jennings	2	8	2	3-1	9-2	W, 12-2 (8)
5	Kuhio Aloy (1) *	2	Feb. 14	vs. #10 TCU	RHP Zack James	0	7	0	0-1	3-5	L, 5-4
6	Camden Kozeal (2)	3	Feb. 15	vs. Texas Tech	RHP Will Jordan	0	9	1	0-2	4-5	W, 6-5 (11)
7	Camden Kozeal (3)	5	Feb. 20	Xavier	RHP Ryan Piech	2	1	1	1-1	0-0	W, 5-2
8	Camden Kozeal (4)	6	Feb. 21	Xavier	RHP Jack Nobe	1	1	2	2-1	0-0	W, 7-6
9	Ryder Helfrick (3)	6	Feb. 21	Xavier	RHP Jack Nobe	0	5	1	0-0	3-4	W, 7-6
10	Kuhio Aloy (2)	6	Feb. 21	Xavier	RHP Karter Muck	0	5	2	1-1	4-4	W, 7-6
11	Zack Stewart (1) *	7	Feb. 22	Xavier	RHP Jack DeTienne	0	2	0	3-2	3-0	W, 11-0 (8)
12	Ryder Helfrick (4)	7	Feb. 22	Xavier	RHP Jack DeTienne	1	4	1	1-0	5-0	W, 11-0 (8)
13	Kuhio Aloy (3) !	7	Feb. 22	Xavier	RHP Asher DeLeo	2	8	2	1-1	8-0	W, 11-0 (8)
14	Maika Niu (2) *	8	Feb. 24	Arkansas State	RHP Andrew Allen	0	1	0	3-2	0-0	L, 12-4
15	Zack Stewart (2)	8	Feb. 24	Arkansas State	RHP Brett Foss	0	4	2	2-1	2-8	L, 12-4
16	Maika Niu (3)	11	Feb. 28	UT Arlington	RHP Nick Perry	2	3	1	0-1	3-0	W, 9-0
17	Camden Kozeal (5)	11	Feb. 28	UT Arlington	RHP Landon Murphy	2	8	2	1-1	6-0	W, 9-0
18	Zack Stewart (3)	12	March 1	UT Arlington	RHP Zach Evans	0	2	1	1-2	0-0	W, 11-1 (7)
19	Camden Kozeal (6)	12	March 1	UT Arlington	RHP Zach Evans	1	3	1	2-1	1-0	W, 11-1 (7)
20	Ryder Helfrick (5)	12	March 1	UT Arlington	RHP Jacob Gabler	1	6	2	0-0	7-1	W, 11-1 (7)
21	TJ Pompey (1) *	13	March 3	Oral Roberts	RHP Will Yeary	0	4	0	2-2	4-1	W, 10-2
22	Reese Robinett (1)	17	March 9	Stetson	RHP Dallis Moran	1	2	1	1-1	0-4	L, 6-4

** - indicates leadoff home run | ^ - indicates back-to-back home run | ! - indicates walk-off home run | + - indicates pinch-hit home run | & - indicates inside-the-park home run*

HOME RUN DATA CHART |||

No.	Player	Game	Date	Opponent	Pitcher	Location	Distance	Launch Angle	Exit Velo
1	Ryder Helfrick (1)	1	Feb. 13	vs. Oklahoma State	LHP Hudson Barrett	LC	428 feet	28.9 degrees	111 mph
2	Ryder Helfrick (2)	1	Feb. 13	vs. Oklahoma State	LHP Hudson Barrett	CF	432 feet	28.3 degrees	109 mph
3	Camden Kozeal (1)	1	Feb. 13	vs. Oklahoma State	LHP Drew Blake	RC	412 feet	31.1 degrees	109 mph
4	Maika Niu (1)	1	Feb. 13	vs. Oklahoma State	RHP Parker Jennings	RC	436 feet	26.5 degrees	**114 mph**
5	Kuhio Aloy (1)	2	Feb. 14	vs. #10 TCU	RHP Zack James	LC	**448 feet**	25.2 degrees	111 mph
6	Camden Kozeal (2)	3	Feb. 15	vs. Texas Tech	RHP Will Jordan	RF	409 feet	27.6 degrees	105 mph
7	Camden Kozeal (3)	5	Feb. 20	Xavier	RHP Ryan Piech	LC	378 feet	24.9 degrees	107 mph
8	Camden Kozeal (4)	6	Feb. 21	Xavier	RHP Jack Nobe	RC	388 feet	16.6 degrees	106 mph
9	Ryder Helfrick (3)	6	Feb. 21	Xavier	RHP Jack Nobe	LC	395 feet	14.1 degrees	108 mph
10	Kuhio Aloy (2)	6	Feb. 21	Xavier	RHP Karter Muck	LF	386 feet	36.1 degrees	99 mph
11	Zack Stewart (1)	7	Feb. 22	Xavier	RHP Jack DeTienne	RC	399 feet	21.9 degrees	99 mph
12	Ryder Helfrick (4)	7	Feb. 22	Xavier	RHP Jack DeTienne	LF	406 feet	33.1 degrees	102 mph
13	Kuhio Aloy (3)	7	Feb. 22	Xavier	RHP Asher DeLeo	CF	424 feet	33.3 degrees	106 mph
14	Maika Niu (2)	8	Feb. 24	Arkansas State	RHP Andrew Allen	LF	407 feet	36.5 degrees	106 mph
15	Zack Stewart (2)	8	Feb. 24	Arkansas State	RHP Brett Foss	RF	414 feet	28.7 degrees	110 mph
16	Maika Niu (3)	11	Feb. 28	UT Arlington	RHP Nick Perry	LF	341 feet	**41.7 degrees**	98 mph
17	Camden Kozeal (5)	11	Feb. 28	UT Arlington	RHP Landon Murphy	RL	372 feet	31.9 degrees	103 mph
18	Zack Stewart (3)	12	March 1	UT Arlington	RHP Zach Evans	CF	412 feet	24.5 degrees	107 mph
19	Camden Kozeal (6)	12	March 1	UT Arlington	RHP Zach Evans	CF	413 feet	31.1 degrees	109 mph
20	Ryder Helfrick (5)	12	March 1	UT Arlington	RHP Jacob Gabler	LF	389 feet	26.8 degrees	105 mph
21	TJ Pompey (1)	13	March 3	Oral Roberts	RHP Will Yeary	CF	437 feet	27.3 degrees	110 mph
22	Reese Robinett (1)	17	March 9	Stetson	RHP Dallis Moran	RC	397 feet	23.5 degrees	109 mph

LF - left field | LL - left field line | LC - left center field | CF - center field | RC - right center field | RF - right field | RL - right field line

||| TEAM PITCHING GAME-BY-GAME

STARTERS GAME-BY-GAME

Opponent	W-L	IP	H	R	ER	BB	SO
vs. Oklahoma St.	--	4.1	4	2	1	1	9
vs. #10 TCU	L	2.0	3	4	4	3	5
vs. Texas Tech	--	5.0	1	0	0	2	8
vs. Tarleton St.	--	4.1	4	1	1	1	5
Xavier	W	5.0	4	1	1	2	7
Xavier	--	4.0	5	4	2	1	9
Xavier	W	8.0	1	0	0	0	11
Arkansas St.	L	2.0	6	6	6	0	2
Arkansas St.	--	3.2	1	0	0	0	3
UT Arlington	L	5.1	8	4	4	2	5
UT Arlington	W	7.0	2	0	0	1	8
UT Arlington	W	6.0	5	1	0	1	7
Oral Roberts	--	2.0	5	1	1	1	1
Stetson	W	6.0	5	0	0	1	6
Stetson	W	6.0	4	1	0	0	12
Stetson	L	4.0	6	4	3	0	4
Stetson	L	0.0	4	4	4	1	0

BULLPEN GAME-BY-GAME

Opponent	W-L	IP	H	R	ER	BB	SO
vs. Oklahoma St.	W	3.2	0	0	0	1	6
vs. #10 TCU	--	5.0	0	0	0	0	4
vs. Texas Tech	W	6.0	4	5	5	6	5
vs. Tarleton St.	W	4.2	2	0	0	1	8
Xavier	--	4.0	5	1	1	0	2
Xavier	W	5.0	4	2	2	0	5
Xavier	--	--	--	--	--	--	--
Arkansas St.	--	7.0	8	6	5	3	8
Arkansas St.	W	5.1	0	0	0	3	10
UT Arlington	--	3.2	1	0	0	0	5
UT Arlington	--	2.0	0	0	0	1	3
UT Arlington	--	1.0	0	0	0	0	1
Oral Roberts	W	7.0	4	1	1	1	10
Stetson	--	3.0	3	1	1	1	5
Stetson	--	1.0	0	0	0	0	1
Stetson	--	5.0	1	0	0	3	5
Stetson	--	9.0	7	2	2	0	5

STARTING PITCHER GAME-BY-GAME

Date / Opponent	Starting Pitcher
Feb. 13 / vs. Oklahoma St.	RHP Gabe Gaeckle
Feb. 14 / vs. #10 TCU	LHP Hunter Dietz
Feb. 15 / vs. Texas Tech	LHP Colin Fisher
Feb. 16 / vs. Tarleton St.	RHP Peyton Lee
Feb. 20 / Xavier	RHP Gabe Gaeckle
Feb. 21 / Xavier	LHP Hunter Dietz
Feb. 22 / Xavier	LHP Colin Fisher
Feb. 24 / Arkansas St.	LHP Peyton Lee
Feb. 25 / Arkansas St.	RHP James DeCremer
Feb. 27 / UT Arlington	RHP Gabe Gaeckle
Feb. 28 / UT Arlington	LHP Hunter Dietz
March 1 / UT Arlington	LHP Colin Fisher
March 3 / Oral Roberts	RHP James DeCremer
March 6 / Stetson	RHP Gabe Gaeckle
March 7 / Stetson	LHP Hunter Dietz
March 8 / Stetson	LHP Colin Fisher
March 9 / Stetson	RHP James DeCremer

STARTER STATISTICS

Player	era	w-l	app	gs	cg	sho	sv	ip	h	r	er	bb	so	2b	3b	hr	b/avg	wp	hp	bk	sfa	sha
38 Colin Fisher	1.17	2-1	4	4	1	1/0	0	23.0	13	5	3	3	30	2	0	2	.159	0	1	0	0	0
20 Gabe Gaeckle	2.61	2-1	4	4	0	0/0	0	20.2	21	7	6	6	27	4	0	3	.263	0	1	0	1	2
32 Hunter Dietz	2.84	2-1	4	4	0	0/1	0	19.0	14	9	6	5	34	3	0	0	.194	1	2	0	0	1
40 James DeCremer	7.94	0-1	3	3	0	0/1	0	5.2	10	5	5	2	4	1	0	1	.385	1	0	0	0	0
22 Peyton Lee	9.95	0-1	2	2	0	0/0	0	6.1	10	7	7	1	7	1	1	2	.370	1	3	0	0	0
Totals	3.25	6-5	17	17	1	3/2	0	74.2	68	33	27	17	102	11	1	8	.237	3	7	0	1	3
Opponents	7.03	2-9	17	17	0	0/0	0	56.1	71	54	44	36	67	13	1	11	.303	5	2	0	0	1

TEAM RECORD PER STARTER

Pitcher (Total Starts)	Record
Hunter Dietz (4)	3-1
Colin Fisher (4)	3-1
Gabe Gaeckle (4)	3-1
James DeCremer (3)	2-1
Peyton Lee (2)	1-1

QUALITY STARTS

Pitcher (Total Starts)	QS	Record
Hunter Dietz (4)	2	2-0
Colin Fisher (4)	2	2-0
Gabe Gaeckle (4)	1	1-0
James DeCremer (3)	0	0-0
Peyton Lee (2)	0	0-0

RUN SUPPORT

Pitcher (Total Starts)	Runs	Per Start
Hunter Dietz (4)	33	8.3
Colin Fisher (4)	29	7.3
Gabe Gaeckle (4)	27	6.8
James DeCremer (3)	5	5.0
Peyton Lee (2)	7	3.5

RELIEVER STATISTICS

Player	era	w-l	app	gs	cg	sho	sv	ip	h	r	er	bb	so	2b	3b	hr	b/avg	wp	hp	bk	sfa	sha
13 Steele Eaves	0.00	3-0	5	0	0	0/1	0	12.0	6	0	0	2	10	0	0	0	.146	0	1	0	0	1
33 Ethan McElvain	0.00	2-0	4	0	0	0/0	0	7.2	2	0	0	2	13	0	0	0	.077	0	0	0	0	0
14 Mark Brissey	0.00	0-0	4	0	0	0/1	1	6.0	1	0	0	2	9	0	0	0	.053	0	1	0	0	0
40 James DeCremer	0.00	0-0	1	0	0	0/0	0	2.0	1	0	0	1	1	0	0	0	.167	1	0	0	0	0
11 Luke Cornelison	0.00	0-0	1	0	0	0/0	0	2.0	2	1	0	2	2	0	0	0	.250	1	0	0	0	0
28 Jordan Martin	0.00	0-0	1	0	0	0/0	0	1.0	2	0	0	0	1	0	0	0	.400	0	0	0	0	0
29 Cole Gibler	0.63	1-0	4	0	0	0/0	1	14.1	6	1	1	3	15	1	0	1	.120	0	1	0	0	0
26 Tate McGuire	3.00	0-0	4	0	0	0/0	0	12.0	4	4	4	0	11	0	0	2	.100	0	1	0	0	0
15 Jackson Kircher	3.00	0-0	3	0	0	0/0	0	3.0	2	1	1	2	4	0	0	0	.182	0	1	0	0	0
36 Parker Coil	3.72	0-0	5	0	0	0/1	1	9.2	8	4	4	3	15	1	0	2	.242	0	0	0	1	2
34 Joey Lorenzini	9.00	0-0	1	0	0	0/0	0	1.0	2	1	1	1	0	0	0	1	.400	0	0	0	0	0
48 Cooper Dossett	23.62	0-0	3	0	0	0/0	0	2.2	4	7	7	3	3	1	0	1	.333	0	0	0	0	0
Totals	2.21	6-0	17	0	0	3/2	3	73.1	40	19	18	21	84	3	0	7	.156	2	5	0	1	3
Opponents	5.66	3-3	17	0	0	0/0	5	84.1	97	57	53	43	80	18	0	11	.291	10	3	1	8	1

||| GAME-BY-GAME BATTING ORDER

RECORD: 12-5 • **HOME:** 9-4 • **AWAY:** 0-0 • **NEUTRAL:** 3-1 • **SEC:** 0-0

Date	Opponent	1	2	3	4	5	6	7	8	9
Feb. 13	vs. Oklahoma State	Souza	Helfrick	Kozeal	Niu	Aloy	Robinett	Pompey	Brumbaugh	Ruiz
Feb. 14	vs. #10 TCU	Souza	Helfrick	Kozeal	Niu	Aloy	Robinett	Pompey	Brumbaugh	Ruiz
Feb. 15	vs. Texas Tech	Ruiz	Helfrick	Niu	Kozeal	Peck	Rutenbar	Pompey	Brumbaugh	Turner
Feb. 16	vs. Tarleton State	Ruiz	Helfrick	Kozeal	Niu	Robinett	Souza	Pompey	Stewart	Brumbaugh
Feb. 20	Xavier	Ruiz	Souza	Helfrick	Kozeal	Aloy	Robinett	Niu	Pompey	Brumbaugh
Feb. 21	Xavier	Ruiz	Souza	Helfrick	Kozeal	Aloy	Robinett	Niu	Pompey	Brumbaugh
Feb. 22	Xavier	Niu	Souza	Helfrick	Kozeal	Aloy	Robinett	Pompey	Stewart	Brumbaugh
Feb. 24	Arkansas State	Niu	Souza	Helfrick	Kozeal	Aloy	Robinett	Pompey	Stewart	Willis
Feb. 25	Arkansas State	Niu	Helfrick	Robinett	Aloy	Souza	Stewart	Pompey	Turner	Brumbaugh
Feb. 27	UT Arlington	Ruiz	Helfrick	Kozeal	Aloy	Robinett	Niu	Souza	Pompey	Brumbaugh
Feb. 28	UT Arlington	Ruiz	Kozeal	Helfrick	Aloy	Robinett	Stewart	Niu	Souza	Brumbaugh
March 1	UT Arlington	Ruiz	Kozeal	Helfrick	Aloy	Robinett	Stewart	Niu	Souza	Brumbaugh
March 3	Oral Roberts	Ruiz	Helfrick	Kozeal	Aloy	Robinett	Niu	Stewart	Brumbaugh	Pompey
March 6	Stetson	Ruiz	Helfrick	Kozeal	Aloy	Stewart	Niu	Robinett	Pompey	Brumbaugh
March 7	Stetson	Ruiz	Kozeal	Helfrick	Stewart	Aloy	Robinett	Niu	Souza	Pompey
March 8	Stetson	Ruiz	Helfrick	Kozeal	Aloy	Robinett	Niu	Souza	Rutenbar	Brumbaugh
March 9	Stetson	Ruiz	Kozeal	Helfrick	Rutenbar	Aloy	Robinett	Niu	Souza	Pompey

RECORD: 12-5 • **HOME:** 9-4 • **AWAY:** 0-0 • **NEUTRAL:** 3-1 • **SEC:** 0-0

Date	Opponent	C	1B	2B	3B	SS	LF	CF	RF	DH	SP
Feb. 13	vs. Oklahoma State	Helfrick	Robinett	Kozeal	Pompey	Brumbaugh	Ruiz	Niu	Aloy	Souza	Gaeckle
Feb. 14	vs. #10 TCU	Helfrick	Robinett	Kozeal	Pompey	Brumbaugh	Ruiz	Niu	Aloy	Souza	Dietz
Feb. 15	vs. Texas Tech	Helfrick	Peck	Kozeal	Pompey	Brumbaugh	Ruiz	Niu	Turner	Rutenbar	Fisher
Feb. 16	vs. Tarleton State	Helfrick	Robinett	Kozeal	Pompey	Brumbaugh	Ruiz	Niu	Stewart	Souza	Lee
Feb. 20	Xavier	Helfrick	Robinett	Kozeal	Pompey	Brumbaugh	Ruiz	Niu	Aloy	Souza	Gaeckle
Feb. 21	Xavier	Helfrick	Robinett	Kozeal	Pompey	Brumbaugh	Ruiz	Niu	Aloy	Souza	Dietz
Feb. 22	Xavier	Helfrick	Robinett	Kozeal	Pompey	Brumbaugh	Stewart	Niu	Aloy	Souza	Fisher
Feb. 24	Arkansas State	Helfrick	Robinett	Kozeal	Souza	Pompey	Stewart	Niu	Aloy	Willis	Lee
Feb. 25	Arkansas State	Helfrick	Robinett	Souza	Pompey	Brumbaugh	Turner	Niu	Aloy	Stewart	DeCremer
Feb. 27	UT Arlington	Helfrick	Robinett	Souza	Pompey	Brumbaugh	Ruiz	Niu	Aloy	Kozeal	Gaeckle
Feb. 28	UT Arlington	Helfrick	Robinett	Kozeal	Souza	Brumbaugh	Ruiz	Niu	Stewart	Aloy	Dietz
March 1	UT Arlington	Helfrick	Robinett	Kozeal	Souza	Brumbaugh	Ruiz	Niu	Stewart	Aloy	Fisher
March 3	Oral Roberts	Helfrick	Robinett	Kozeal	Pompey	Brumbaugh	Ruiz	Niu	Aloy	Stewart	DeCremer
March 6	Stetson	Helfrick	Robinett	Kozeal	Pompey	Brumbaugh	Ruiz	Niu	Stewart	Aloy	Gaeckle
March 7	Stetson	Helfrick	Robinett	Kozeal	Souza	Pompey	Ruiz	Niu	Aloy	Stewart	Dietz
March 8	Stetson	Helfrick	Robinett	Kozeal	Souza	Brumbaugh	Ruiz	Niu	Rutenbar	Aloy	Fisher
March 9	Stetson	Helfrick	Robinett	Kozeal	Pompey	Souza	Ruiz	Niu	Aloy	Rutenbar	DeCremer

||| GAME-BY-GAME HITTING

RECORD: 12-5 • **HOME:** 9-4 • **AWAY:** 0-0 • **NEUTRAL:** 3-1 • **SEC:** 0-0

Date	Opponent	AB	R	H	RBI	2B	3B	HR	BB	IBB	SB	CS	HBP	SAC	SF	GDP	K	PO	A	E	Avg
Feb. 13	vs. Oklahoma State	35	12	13	12	1	0	4	4	1	2	1	0	0	1	0	11	24	6	1	.371
Feb. 14	vs. #10 TCU	34	4	6	3	1	0	1	7	0	2	0	1	0	0	0	14	24	5	0	.275
Feb. 15	vs. Texas Tech	40	6	9	4	1	0	1	7	0	2	0	0	0	1	0	14	33	9	0	.257
Feb. 16	vs. Tarleton State	34	3	8	3	2	0	0	2	0	1	1	0	0	0	1	7	27	6	1	.252
Feb. 20	Xavier	28	5	5	5	2	0	1	2	0	0	1	1	0	0	1	12	27	13	1	.240
Feb. 21	Xavier	37	7	13	7	1	1	3	4	0	1	1	0	0	0	0	10	27	8	2	.260
Feb. 22	Xavier	37	11	14	11	3	0	3	4	1	0	0	0	0	0	0	10	24	11	0	.278
Feb. 24	Arkansas State	32	4	8	4	0	0	2	4	0	0	0	0	0	0	1	9	27	9	1	.274
Feb. 25	Arkansas State	27	1	7	1	0	0	0	6	1	2	0	0	1	0	2	7	27	11	1	.273
Feb. 27	UT Arlington	31	3	4	3	2	0	0	2	0	0	0	0	0	0	2	11	27	11	0	.260
Feb. 28	UT Arlington	34	9	12	9	0	0	2	3	0	1	0	1	0	1	1	5	27	10	0	.268
March 1	UT Arlington	32	11	14	11	4	0	3	6	0	3	0	0	0	1	0	3	21	8	2	.282
March 3	Oral Roberts	37	10	12	8	2	0	1	6	0	1	0	0	0	1	0	9	27	8	1	.285
March 6	Stetson	33	7	13	7	5	0	0	6	0	0	0	0	0	1	2	5	27	4	3	.293
March 7	Stetson	28	13	13	12	3	0	0	9	0	4	1	1	0	2	0	5	21	5	1	.303
March 8	Stetson	29	1	5	1	2	0	0	6	0	1	0	0	1	0	1	5	27	12	2	.295
March 9	Stetson	39	4	12	3	2	0	1	1	0	0	1	1	0	0	0	10	27	15	0	.296
	Totals	**567**	**111**	**168**	**104**	**31**	**1**	**22**	**79**	**3**	**20**	**6**	**5**	**2**	**8**	**11**	**147**	**444**	**151**	**16**	**.296**

RECORD: 12-5 • **HOME:** 9-4 • **AWAY:** 0-0 • **NEUTRAL:** 3-1 • **SEC:** 0-0

Date	Opponent	IP	H	R	ER	BB	SO	2B	3B	HR	WP	BK	HBP	DP	IBB	Score	W	L	SV	ERA
Feb. 13	vs. Oklahoma State	8.0	4	2	1	2	15	0	0	1	0	0	0	0	0	12-2	1	0	0	1.12
Feb. 14	vs. #10 TCU	8.0	4	5	5	4	10	2	0	0	0	0	2	0	0	4-5	1	1	0	3.38
Feb. 15	vs. Texas Tech	11.0	5	5	5	8	13	0	0	0	1	0	1	1	0	6-5	2	1	0	3.67
Feb. 16	vs. Tarleton State	9.0	6	1	1	2	13	1	1	0	1	0	2	1	0	3-1	3	1	1	3.00
Feb. 20	Xavier	9.0	9	2	2	2	9	3	0	2	0	0	1	1	0	5-2	4	1	2	2.80
Feb. 21	Xavier	9.0	9	6	4	1	14	0	0	2	0	0	1	0	0	7-6	5	1	2	3.00
Feb. 22	Xavier	8.0	1	0	0	0	11	0	0	0	0	0	0	0	0	11-0	6	1	2	2.61
Feb. 24	Arkansas State	9.0	14	12	11	3	10	1	0	5	1	0	1	1	0	4-12	6	2	2	3.68
Feb. 25	Arkansas State	9.0	1	0	0	3	13	1	0	0	0	0	0	0	1	1-0	7	2	3	3.26
Feb. 27	UT Arlington	9.0	9	4	4	2	10	2	0	1	0	0	1	1	0	3-4	7	3	3	3.34
Feb. 28	UT Arlington	9.0	2	0	0	2	11	1	0	0	0	0	0	0	0	9-0	8	3	3	3.03
March 1	UT Arlington	7.0	5	1	0	1	8	1	0	0	0	0	1	1	0	11-1	9	3	3	2.83
March 3	Oral Roberts	9.0	9	2	2	2	11	0	0	1	0	0	1	1	0	10-2	10	3	3	2.76
March 6	Stetson	9.0	8	1	1	2	11	1	0	0	0	0	0	0	0	7-1	11	3	3	2.63
March 7	Stetson	7.0	4	1	0	0	13	0	0	0	1	0	0	0	0	13-1	12	3	3	2.49
March 8	Stetson	9.0	7	4	3	3	9	1	0	2	0	0	0	1	0	1-4	12	4	3	2.53
March 9	Stetson	9.0	11	6	6	1	5	0	0	1	1	0	1	2	0	4-6	12	5	3	2.74
	Totals	**148.0**	**108**	**52**	**45**	**38**	**186**	**14**	**1**	**15**	**5**	**0**	**12**	**10**	**1**	**111-52**	**12**	**5**	**3**	**2.74**

1 CARSON BRUMBAUGH

SEASON HIGHS

Category	High	Opponent (Last)	Date
Hits	2	UT Arlington	3/1/26
Runs	2	UT Arlington	3/1/26
Doubles	2	UT Arlington	3/1/26
Triples	--	--	--
Home Runs	--	--	--
RBI	1	2x (Stetson)	3/6/26
Walks	1	2x (UT Arlington)	2/28/26
Stolen Bases	--	--	--

CAREER HIGHS

Category	High	Opponent (Last)	Date
Hits	2	UT Arlington	3/1/26
Runs	2	UT Arlington	3/1/26
Doubles	2	UT Arlington	3/1/26
Triples	--	--	--
Home Runs	--	--	--
RBI	1	2x (Stetson)	3/6/26
Walks	1	2x (UT Arlington)	2/28/26
Stolen Bases	--	--	--

3 NOLAN SOUZA

SEASON HIGHS

Category	High	Opponent (Last)	Date
Hits	2	4x (Stetson)	3/7/26
Runs	3	Xavier	2/22/26
Doubles	2	Xavier	2/20/26
Triples	--	--	--
Home Runs	--	--	--
RBI	3	Stetson	3/7/26
Walks	2	Arkansas State	2/25/26
Stolen Bases	2	Arkansas State	2/25/26

CAREER HIGHS

Category	High	Opponent (Last)	Date
Hits	3	4x (Missouri State)	3/25/25
Runs	3	2x (Xavier)	2/22/26
Doubles	2	Xavier	2/20/26
Triples	--	--	--
Home Runs	2	Missouri	3/15/24
RBI	5	Ole Miss	4/6/24
Walks	3	2x (South Carolina)	3/23/25
Stolen Bases	3	Arkansas State	4/8/25

4 MAIKA NIU

SEASON HIGHS

Category	High	Opponent (Last)	Date
Hits	3	Stetson	3/7/26
Runs	2	3x (Stetson)	3/7/26
Doubles	1	4x (Stetson)	3/9/26
Triples	--	--	--
Home Runs	1	3x (UT Arlington)	2/28/26
RBI	4	vs. Oklahoma State	2/13/26
Walks	1	3x (Stetson)	3/6/26
Stolen Bases	2	Stetson	3/7/26

CAREER HIGHS

Category	High	Opponent (Last)	Date
Hits	4	2x (Louisiana)	5/23/25
Runs	4	Evansville	2/23/24
Doubles	2	3x (at Ohio)	4/29/25
Triples	2	2x (CMU)	3/12/25
Home Runs	3	Louisiana	5/23/25
RBI	6	Louisiana	5/23/25
Walks	2	7x (at Georgia State)	5/11/25
Stolen Bases	2	5x (Stetson)	3/7/26

5 TJ POMPEY

SEASON HIGHS

Category	High	Opponent (Last)	Date
Hits	2	2x (Stetson)	3/6/26
Runs	2	Oral Roberts	3/3/26
Doubles	1	vs. Texas Tech	2/15/26
Triples	--	--	--
Home Runs	1	Oral Roberts	3/3/26
RBI	1	5x (Stetson)	3/6/26
Walks	1	5x (Stetson)	3/7/26
Stolen Bases	1	vs. Tarleton State	2/16/26

CAREER HIGHS

Category	High	Opponent (Last)	Date
Hits	4	2x (Texas Southern)	2/24/24
Runs	4	2x (at Abilene Christian)	4/10/24
Doubles	2	at Houston	3/15/25
Triples	1	2x (New Mexico State)	3/13/24
Home Runs	2	at Abilene Christian	4/10/24
RBI	3	3x (at Abilene Christian)	4/10/24
Walks	2	7x (UTRGV)	4/30/24
Stolen Bases	1	18x (vs. Tarleton State)	2/16/26

8 CAMDEN KOZEAL

SEASON HIGHS

Category	High	Opponent (Last)	Date
Hits	4	Xavier	2/21/26
Runs	3	Xavier	2/21/26
Doubles	1	5x (Stetson)	3/8/26
Triples	1	Xavier	2/21/26
Home Runs	1	6x (UT Arlington)	3/1/26
RBI	3	3x (UT Arlington)	3/1/26
Walks	3	vs. #10 TCU	2/14/26
Stolen Bases	--	--	--

CAREER HIGHS

Category	High	Opponent (Last)	Date
Hits	4	4x (Xavier)	2/21/26
Runs	3	4x (Xavier)	2/21/26
Doubles	2	2x (at #7 Georgia)	4/12/25
Triples	1	Xavier	2/21/26
Home Runs	2	2x (Missouri [DH-2])	4/6/25
RBI	6	Missouri [DH-2]	4/6/25
Walks	3	vs. #10 TCU	2/14/26
Stolen Bases	1	3x (at #14 Vanderbilt)	3/30/25

9 ALEXANDER PECK

SEASON HIGHS

Category	High	Opponent (Last)	Date
Hits	1	UT Arlington	3/1/26
Runs	--	--	--
Doubles	--	--	--
Triples	--	--	--
Home Runs	--	--	--
RBI	--	--	--
Walks	--	--	--
Stolen Bases	--	--	--

CAREER HIGHS

Category	High	Opponent (Last)	Date
Hits	1	UT Arlington	3/1/26
Runs	--	--	--
Doubles	--	--	--
Triples	--	--	--
Home Runs	--	--	--
RBI	--	--	--
Walks	--	--	--
Stolen Bases	--	--	--

10 TYLER HOLLAND

SEASON HIGHS

Category	High	Opponent (Last)	Date
Hits	--	--	--
Runs	--	--	--
Doubles	--	--	--
Triples	--	--	--
Home Runs	--	--	--
RBI	--	--	--
Walks	--	--	--
Stolen Bases	--	--	--

CAREER HIGHS

Category	High	Opponent (Last)	Date
Hits	--	--	--
Runs	--	--	--
Doubles	--	--	--
Triples	--	--	--
Home Runs	--	--	--
RBI	--	--	--
Walks	--	--	--
Stolen Bases	--	--	--

11 LUKE CORNELISON

SEASON HIGHS

Category	High	Opponent (Last)	Date
Hits	--	--	--
Runs	--	--	--
Doubles	--	--	--
Triples	--	--	--
Home Runs	--	--	--
RBI	--	--	--
Walks	--	--	--
Stolen Bases	--	--	--

CAREER HIGHS

Category	High	Opponent (Last)	Date
Hits	--	--	--
Runs	--	--	--
Doubles	--	--	--
Triples	--	--	--
Home Runs	--	--	--
RBI	--	--	--
Walks	--	--	--
Stolen Bases	--	--	--

12 CARTER RUTENBAR

SEASON HIGHS

Category	High	Opponent (Last)	Date
Hits	4	Stetson	3/9/26
Runs	1	3x (Stetson)	3/9/26
Doubles	1	Stetson	3/7/26
Triples	--	--	--
Home Runs	--	--	--
RBI	1	UT Arlington	3/1/26
Walks	3	Stetson	3/8/26
Stolen Bases	--	--	--

CAREER HIGHS

Category	High	Opponent (Last)	Date
Hits	4	Stetson	3/9/26
Runs	1	3x (Stetson)	3/9/26
Doubles	1	Stetson	3/7/26
Triples	--	--	--
Home Runs	--	--	--
RBI	1	UT Arlington	3/1/26
Walks	3	Stetson	3/8/26
Stolen Bases	--	--	--

16 CHRISTIAN TURNER

SEASON HIGHS

Category	High	Opponent (Last)	Date
Hits	1	4x (Stetson)	3/7/26
Runs	1	4x (Stetson)	3/7/26
Doubles	--	--	--
Triples	--	--	--
Home Runs	--	--	--
RBI	--	--	--
Walks	1	4x (Stetson)	3/8/26
Stolen Bases	--	--	--

CAREER HIGHS

Category	High	Opponent (Last)	Date
Hits	1	4x (Stetson)	3/7/26
Runs	1	4x (Stetson)	3/7/26
Doubles	--	--	--
Triples	--	--	--
Home Runs	--	--	--
RBI	--	--	--
Walks	1	4x (Stetson)	3/8/26
Stolen Bases	--	--	--

17 ZACK STEWART

SEASON HIGHS

Category	High	Opponent (Last)	Date
Hits	3	Oral Roberts	3/3/26
Runs	1	5x (Stetson)	3/7/26
Doubles	1	Oral Roberts	3/3/26
Triples	--	--	--
Home Runs	1	3x (UT Arlington)	3/1/26
RBI	2	Arkansas State	2/24/26
Walks	1	4x (Stetson)	3/6/26
Stolen Bases	--	--	--

CAREER HIGHS

Category	High	Opponent (Last)	Date
Hits	4	at Murray State	5/5/23
Runs	5	Valparaiso	4/13/25
Doubles	2	5x (at Belmont)	5/12/24
Triples	1	4x (at Bradley)	4/5/24
Home Runs	2	3x (Evansville)	4/27/25
RBI	6	UIC	4/11/24
Walks	5	Valparaiso	4/13/25
Stolen Bases	1	7x (vs. UIC)	5/23/25

18 REESE ROBINETT

SEASON HIGHS

Category	High	Opponent (Last)	Date
Hits	2	6x (Stetson)	3/9/26
Runs	2	2x (Stetson)	3/7/26
Doubles	2	vs. Tarleton State	2/16/26
Triples	--	--	--
Home Runs	1	Stetson	3/9/26
RBI	2	2x (Stetson)	3/9/26
Walks	1	7x (Stetson)	3/7/26
Stolen Bases	--	--	--

CAREER HIGHS

Category	High	Opponent (Last)	Date
Hits	3	UAPB	4/15/25
Runs	2	5x (Stetson)	3/7/26
Doubles	3	UAPB	4/15/25
Triples	--	--	--
Home Runs	2	#1 Texas	5/3/25
RBI	6	#1 Texas	5/3/25
Walks	3	Creighton	5/31/25
Stolen Bases	1	Creighton	5/31/25

19 CARSON WILLIS

SEASON HIGHS

Category	High	Opponent (Last)	Date
Hits	--	--	--
Runs	--	--	--
Doubles	--	--	--
Triples	--	--	--
Home Runs	--	--	--
RBI	--	--	--
Walks	1	Arkansas State	2/24/26
Stolen Bases	--	--	--

CAREER HIGHS

Category	High	Opponent (Last)	Date
Hits	--	--	--
Runs	--	--	--
Doubles	--	--	--
Triples	--	--	--
Home Runs	--	--	--
RBI	--	--	--
Walks	1	Arkansas State	2/24/26
Stolen Bases	--	--	--

24 LANDON SCHAEFER

SEASON HIGHS

Category	High	Opponent (Last)	Date
Hits	--	--	--
Runs	--	--	--
Doubles	--	--	--
Triples	--	--	--
Home Runs	--	--	--
RBI	--	--	--
Walks	--	--	--
Stolen Bases	--	--	--

CAREER HIGHS

Category	High	Opponent (Last)	Date
Hits	--	--	--
Runs	--	--	--
Doubles	--	--	--
Triples	--	--	--
Home Runs	--	--	--
RBI	--	--	--
Walks	--	--	--
Stolen Bases	--	--	--

25 KUHIO ALOY

SEASON HIGHS

Category	High	Opponent (Last)	Date
Hits	3	Xavier	2/22/26
Runs	2	Xavier	2/22/26
Doubles	1	4x (Stetson)	3/6/26
Triples	--	--	--
Home Runs	1	3x (Xavier)	2/22/26
RBI	4	Oral Roberts	3/3/26
Walks	2	Stetson	3/7/26
Stolen Bases	1	vs. Oklahoma State	2/13/26

CAREER HIGHS

Category	High	Opponent (Last)	Date
Hits	4	2x (UAPB)	4/15/25
Runs	3	2x (UAPB)	4/15/25
Doubles	2	2x (Missouri [DH-2])	4/6/25
Triples	1	at UC Davis	2/22/24
Home Runs	1	24x (Xavier)	2/22/26
RBI	6	ULM	3/4/25
Walks	2	7x (Stetson)	3/7/26
Stolen Bases	1	vs. Oklahoma State	2/13/26

27 RYDER HELFRICK

SEASON HIGHS

Category	High	Opponent (Last)	Date
Hits	3	UT Arlington	3/1/26
Runs	4	vs. Oklahoma State	2/13/26
Doubles	1	Xavier	2/22/26
Triples	--	--	--
Home Runs	2	vs. Oklahoma State	2/13/26
RBI	3	2x (Xavier)	2/22/26
Walks	2	5x (Stetson)	3/8/26
Stolen Bases	1	4x (Stetson)	3/7/26

CAREER HIGHS

Category	High	Opponent (Last)	Date
Hits	3	4x (UT Arlington)	3/1/26
Runs	4	vs. Oklahoma State	2/13/26
Doubles	2	at #3 LSU	5/11/25
Triples	1	2x (at #14 Vanderbilt)	3/28/25
Home Runs	2	4x (vs. Oklahoma State)	2/13/26
RBI	5	#17 Tennessee	5/17/25
Walks	2	15x (Stetson)	3/8/26
Stolen Bases	1	8x (Stetson)	3/7/26

35 CAYDEN MITCHELL

SEASON HIGHS

Category	High	Opponent (Last)	Date
Hits	--	--	--
Runs	--	--	--
Doubles	--	--	--
Triples	--	--	--
Home Runs	--	--	--
RBI	--	--	--
Walks	--	--	--
Stolen Bases	--	--	--

CAREER HIGHS

Category	High	Opponent (Last)	Date
Hits	--	--	--
Runs	--	--	--
Doubles	--	--	--
Triples	--	--	--
Home Runs	--	--	--
RBI	--	--	--
Walks	--	--	--
Stolen Bases	--	--	--

42 DAMIAN RUIZ

SEASON HIGHS

Category	High	Opponent (Last)	Date
Hits	2	5x (Stetson)	3/8/26
Runs	3	Oral Roberts	3/3/26
Doubles	1	2x (Stetson)	3/8/26
Triples	--	--	--
Home Runs	--	--	--
RBI	1	4x (Stetson)	3/7/26
Walks	4	vs. Texas Tech	2/15/26
Stolen Bases	1	6x (Stetson)	3/7/26

CAREER HIGHS

Category	High	Opponent (Last)	Date
Hits	5	at Rice	3/11/23
Runs	4	2x (at Sam Houston)	4/15/25
Doubles	2	2x (at Louisiana Tech)	2/25/25
Triples	1	2x (at McNeese)	3/16/25
Home Runs	1	11x (New Orleans)	4/26/25
RBI	6	at Rice	3/11/23
Walks	4	vs. Texas Tech	2/15/26
Stolen Bases	2	2x (New Orleans)	4/27/25

45 TYE BRISCOE

SEASON HIGHS

Category	High	Opponent (Last)	Date
Hits	--	--	--
Runs	--	--	--
Doubles	--	--	--
Triples	--	--	--
Home Runs	--	--	--
RBI	--	--	--
Walks	--	--	--
Stolen Bases	--	--	--

CAREER HIGHS

Category	High	Opponent (Last)	Date
Hits	--	--	--
Runs	--	--	--
Doubles	--	--	--
Triples	--	--	--
Home Runs	--	--	--
RBI	--	--	--
Walks	--	--	--
Stolen Bases	--	--	--

55 BRENDAN KLEIMAN

SEASON HIGHS

Category	High	Opponent (Last)	Date
Hits	--	--	--
Runs	--	--	--
Doubles	--	--	--
Triples	--	--	--
Home Runs	--	--	--
RBI	--	--	--
Walks	--	--	--
Stolen Bases	--	--	--

CAREER HIGHS

Category	High	Opponent (Last)	Date
Hits	4	3x (at Western Michigan)	3/15/25
Runs	4	at Northern Illinois	5/17/25
Doubles	2	2x (at Western Michigan)	3/15/25
Triples	--	--	--
Home Runs	1	at Notre Dame	5/13/25
RBI	5	at Kent State	4/6/24
Walks	3	at Alabany	4/17/25
Stolen Bases	1	2x (Central Michigan)	3/29/24

11 LUKE CORNELISON

SEASON HIGHS

Category	High	Opponent (Last)	Date
Innings	2.0	Arkansas State	2/24/26
Longest Start	--	--	--
Shortest Start	--	--	--
Longest Relief	2.0	Arkansas State	2/24/26
Hits	2	Arkansas State	2/24/26
Runs	1	Arkansas State	2/24/26
Earned Runs	0	Arkansas State	2/24/26
Walks	2	Arkansas State	2/24/26
Strikeouts	2	Arkansas State	2/24/26

CAREER HIGHS

Category	High	Opponent (Last)	Date
Innings	2.0	Arkansas State	2/24/26
Longest Start	--	--	--
Shortest Start	--	--	--
Longest Relief	2.0	Arkansas State	2/24/26
Hits	2	Arkansas State	2/24/26
Runs	1	Arkansas State	2/24/26
Earned Runs	0	Arkansas State	2/24/26
Walks	2	Arkansas State	2/24/26
Strikeouts	2	Arkansas State	2/24/26

13 STEELE EAVES

SEASON HIGHS

Category	High	Opponent (Last)	Date
Innings	4.0	Stetson	3/9/26
Longest Start	--	--	--
Shortest Start	--	--	--
Longest Relief	4.0	Stetson	3/9/26
Hits	3	Stetson	3/9/26
Runs	0	5x (Stetson)	3/9/26
Earned Runs	0	5x (Stetson)	3/9/26
Walks	1	2x (Arkansas State)	2/25/26
Strikeouts	4	Arkansas State	2/25/26

CAREER HIGHS

Category	High	Opponent (Last)	Date
Innings	4.0	Stetson	3/9/26
Longest Start	--	--	--
Shortest Start	--	--	--
Longest Relief	4.0	Stetson	3/9/26
Hits	4	Portland	3/7/25
Runs	1	2x (Portland)	3/7/25
Earned Runs	1	2x (Portland)	3/7/25
Walks	1	4x (Arkansas State)	2/25/26
Strikeouts	4	Arkansas State	2/25/26

14 MARK BRISSEY

SEASON HIGHS

Category	High	Opponent (Last)	Date
Innings	2.0	2x (UT Arlington)	2/28/26
Longest Start	--	--	--
Shortest Start	--	--	--
Longest Relief	2.0	2x (UT Arlington)	2/28/26
Hits	1	vs. Tarleton State	2/16/26
Runs	0	4x (Stetson)	3/6/26
Earned Runs	0	4x (Stetson)	3/6/26
Walks	1	2x (UT Arlington)	2/28/26
Strikeouts	3	3x (Oral Roberts)	3/3/26

CAREER HIGHS

Category	High	Opponent (Last)	Date
Innings	2.0	2x (UT Arlington)	2/28/26
Longest Start	--	--	--
Shortest Start	--	--	--
Longest Relief	2.0	2x (UT Arlington)	2/28/26
Hits	1	vs. Tarleton State	2/16/26
Runs	0	4x (Stetson)	3/6/26
Earned Runs	0	4x (Stetson)	3/6/26
Walks	1	2x (UT Arlington)	2/28/26
Strikeouts	3	3x (Oral Roberts)	3/3/26

15 JACKSON KIRCHER

SEASON HIGHS

Category	High	Opponent (Last)	Date
Innings	1.0	3x (Stetson)	3/6/26
Longest Start	--	--	--
Shortest Start	--	--	--
Longest Relief	1.0	3x (Stetson)	3/6/26
Hits	1	2x (Stetson)	3/6/26
Runs	1	vs. #10 TCU	2/14/26
Earned Runs	1	vs. #10 TCU	2/14/26
Walks	1	2x (Stetson)	3/6/26
Strikeouts	2	Stetson	3/6/26

CAREER HIGHS

Category	High	Opponent (Last)	Date
Innings	2.0	2x (DBU)	4/8/25
Longest Start	--	--	--
Shortest Start	--	--	--
Longest Relief	2.0	2x (DBU)	4/8/25
Hits	2	5x (vs. UNC)	6/2/25
Runs	3	2x (Vanderbilt)	4/13/25
Earned Runs	3	vs. Texas Tech	4/1/25
Walks	1	7x (Stetson)	3/6/26
Strikeouts	4	2x (DBU)	4/8/25

20 GABE GAECKLE

SEASON HIGHS

Category	High	Opponent (Last)	Date
Innings	6.0	Stetson	3/6/26
Longest Start	6.0	Stetson	3/6/26
Shortest Start	4.1	vs. Oklahoma State	2/13/26
Longest Relief	--	--	--
Hits	8	UT Arlington	2/27/26
Runs	4	UT Arlington	2/27/26
Earned Runs	4	UT Arlington	2/27/26
Walks	2	2x (UT Arlington)	2/27/26
Strikeouts	9	vs. Oklahoma State	2/13/26

CAREER HIGHS

Category	High	Opponent (Last)	Date
Innings	6.0	2x (Stetson)	3/6/26
Longest Start	6.0	Stetson	3/6/26
Shortest Start	1.2	South Carolina	3/22/25
Longest Relief	6.0	vs. #3 LSU	6/14/25
Hits	10	Charlotte	2/28/25
Runs	9	Charlotte	2/28/25
Earned Runs	9	Charlotte	2/28/25
Walks	4	2x (at Florida)	4/26/25
Strikeouts	10	vs. #3 LSU	6/14/25

22 PEYTON LEE

SEASON HIGHS

Category	High	Opponent (Last)	Date
Innings	4.1	vs. Tarleton State	2/16/26
Longest Start	4.1	vs. Tarleton State	2/16/26
Shortest Start	2.0	Arkansas State	2/24/26
Longest Relief	--	--	--
Hits	6	Arkansas State	2/24/26
Runs	6	Arkansas State	2/24/26
Earned Runs	6	Arkansas State	2/24/26
Walks	1	vs. Tarleton State	2/16/26
Strikeouts	5	vs. Tarleton State	2/16/26

CAREER HIGHS

Category	High	Opponent (Last)	Date
Innings	4.1	vs. Tarleton State	2/16/26
Longest Start	4.1	vs. Tarleton State	2/16/26
Shortest Start	2.0	Arkansas State	2/24/26
Longest Relief	--	--	--
Hits	6	Arkansas State	2/24/26
Runs	6	Arkansas State	2/24/26
Earned Runs	6	Arkansas State	2/24/26
Walks	1	vs. Tarleton State	2/16/26
Strikeouts	5	vs. Tarleton State	2/16/26

26 TATE McGUIRE

SEASON HIGHS

Category	High	Opponent (Last)	Date
Innings	5.0	vs. #10 TCU	2/14/26
Longest Start	--	--	--
Shortest Start	--	--	--
Longest Relief	5.0	vs. #10 TCU	2/14/26
Hits	3	Arkansas State	2/24/26
Runs	2	2x (Stetson)	3/9/26
Earned Runs	2	2x (Stetson)	3/9/26
Walks	0	2x (Oral Roberts)	3/3/26
Strikeouts	4	vs. #10 TCU	2/14/26

CAREER HIGHS

Category	High	Opponent (Last)	Date
Innings	5.0	2x (vs. #10 TCU)	4/14/26
Longest Start	5.0	Little Rock	4/22/25
Shortest Start	3.0	Arkansas State	4/8/25
Longest Relief	5.0	vs. #10 TCU	4/14/26
Hits	5	Arkansas State	4/8/25
Runs	3	2x (at #3 LSU)	5/10/25
Earned Runs	3	2x (at #3 LSU)	5/10/25
Walks	2	3x (Little Rock)	4/22/25
Strikeouts	5	UAPB	4/15/25

28 JORDAN MARTIN

SEASON HIGHS

Category	High	Opponent (Last)	Date
Innings	1.0	Oral Roberts	3/3/26
Longest Start	--	--	--
Shortest Start	--	--	--
Longest Relief	1.0	Oral Roberts	3/3/26
Hits	2	Oral Roberts	3/3/26
Runs	0	Oral Roberts	3/3/26
Earned Runs	0	Oral Roberts	3/3/26
Walks	0	Oral Roberts	3/3/26
Strikeouts	1	Oral Roberts	3/3/26

CAREER HIGHS

Category	High	Opponent (Last)	Date
Innings	1.0	Oral Roberts	3/3/26
Longest Start	--	--	--
Shortest Start	--	--	--
Longest Relief	1.0	Oral Roberts	3/3/26
Hits	2	Oral Roberts	3/3/26
Runs	0	Oral Roberts	3/3/26
Earned Runs	0	Oral Roberts	3/3/26
Walks	0	Oral Roberts	3/3/26
Strikeouts	1	Oral Roberts	3/3/26

29 COLE GIBLER

SEASON HIGHS

Category	High	Opponent (Last)	Date
Innings	4.0	Xavier	2/20/26
Longest Start	--	--	--
Shortest Start	--	--	--
Longest Relief	4.0	Xavier	2/20/26
Hits	5	Xavier	2/20/26
Runs	1	Xavier	2/20/26
Earned Runs	1	Xavier	2/20/26
Walks	2	Stetson	3/8/26
Strikeouts	6	vs. Oklahoma State	2/13/26

CAREER HIGHS

Category	High	Opponent (Last)	Date
Innings	4.0	Xavier	2/20/26
Longest Start	--	--	--
Shortest Start	--	--	--
Longest Relief	4.0	Xavier	2/20/26
Hits	5	Xavier	2/20/26
Runs	3	2x (vs. #3 LSU)	6/18/25
Earned Runs	3	2x (vs. #3 LSU)	6/18/25
Walks	2	Stetson	3/8/26
Strikeouts	7	Missouri State	3/25/25

32 HUNTER DIETZ

SEASON HIGHS

Category	High	Opponent (Last)	Date
Innings	7.0	UT Arlington	2/28/26
Longest Start	7.0	UT Arlington	2/28/26
Shortest Start	2.0	vs. #10 TCU	2/14/26
Longest Relief	--	--	--
Hits	5	Xavier	2/21/26
Runs	4	2x (Xavier)	2/21/26
Earned Runs	4	vs. #10 TCU	2/14/26
Walks	3	vs. #10 TCU	2/14/26
Strikeouts	12	Stetson	3/7/26

CAREER HIGHS

Category	High	Opponent (Last)	Date
Innings	7.0	UT Arlington	2/28/26
Longest Start	7.0	UT Arlington	2/28/26
Shortest Start	2.0	vs. #10 TCU	2/14/26
Longest Relief	0.2	2x (at #3 LSU)	5/10/25
Hits	5	Xavier	2/21/26
Runs	4	2x (Xavier)	2/21/26
Earned Runs	4	vs. #10 TCU	2/14/26
Walks	3	vs. #10 TCU	2/14/26
Strikeouts	12	Stetson	3/7/26

33 ETHAN McELVAIN

SEASON HIGHS

Category	High	Opponent (Last)	Date
Innings	2.2	vs. Tarleton State	2/16/26
Longest Start	--	--	--
Shortest Start	--	--	--
Longest Relief	2.2	vs. Tarleton State	2/16/26
Hits	1	2x (Stetson)	3/8/26
Runs	0	4x (Stetson)	3/8/26
Earned Runs	0	4x (Stetson)	3/8/26
Walks	1	2x (Stetson)	3/8/26
Strikeouts	5	vs. Tarleton State	2/16/26

CAREER HIGHS

Category	High	Opponent (Last)	Date
Innings	6.0	Valparaiso	3/26/24
Longest Start	6.0	Valparaiso	3/26/24
Shortest Start	0.2	Dayton	2/20/24
Longest Relief	3.1	at LSU	4/5/24
Hits	6	vs. Nebraska	2/15/25
Runs	6	at Texas A&M	4/14/24
Earned Runs	4	2x (Saint Mary's)	2/22/25
Walks	4	Xavier	3/8/25
Strikeouts	7	Xavier	3/8/25

34 JOEY LORENZINI

SEASON HIGHS

Category	High	Opponent (Last)	Date
Innings	1.0	Oral Roberts	3/3/26
Longest Start	--	--	--
Shortest Start	--	--	--
Longest Relief	1.0	Oral Roberts	3/3/26
Hits	2	Oral Roberts	3/3/26
Runs	1	Oral Roberts	3/3/26
Earned Runs	1	Oral Roberts	3/3/26
Walks	1	Oral Roberts	3/3/26
Strikeouts	0	Oral Roberts	3/3/26

CAREER HIGHS

Category	High	Opponent (Last)	Date
Innings	1.0	Oral Roberts	3/3/26
Longest Start	--	--	--
Shortest Start	--	--	--
Longest Relief	1.0	Oral Roberts	3/3/26
Hits	2	Oral Roberts	3/3/26
Runs	1	Oral Roberts	3/3/26
Earned Runs	1	Oral Roberts	3/3/26
Walks	1	Oral Roberts	3/3/26
Strikeouts	0	Oral Roberts	3/3/26

36 PARKER COIL

SEASON HIGHS

Category	High	Opponent (Last)	Date
Innings	3.0	Xavier	2/21/26
Longest Start	--	--	--
Shortest Start	--	--	--
Longest Relief	3.0	Xavier	2/21/26
Hits	3	Stetson	3/9/26
Runs	2	Xavier	2/21/26
Earned Runs	2	Xavier	2/21/26
Walks	2	Arkansas State	2/25/26
Strikeouts	6	Arkansas State	2/25/26

CAREER HIGHS

Category	High	Opponent (Last)	Date
Innings	3.2	Army	3/7/23
Longest Start	3.2	Army	3/7/23
Shortest Start	2.0	vs. Lipscomb	5/2/23
Longest Relief	3.1	2x (North Dakota State)	5/30/25
Hits	6	Army	3/7/23
Runs	4	2x (James Madison)	2/17/24
Earned Runs	4	2x (James Madison)	2/17/24
Walks	3	vs. #15 TCU	2/18/23
Strikeouts	6	Arkansas State	2/25/26

37 GRANT WREN

SEASON HIGHS

Category	High	Opponent (Last)	Date
Innings	--	--	--
Longest Start	--	--	--
Shortest Start	--	--	--
Longest Relief	--	--	--
Hits	--	--	--
Runs	--	--	--
Earned Runs	--	--	--
Walks	--	--	--
Strikeouts	--	--	--

CAREER HIGHS

Category	High	Opponent (Last)	Date
Innings	--	--	--
Longest Start	--	--	--
Shortest Start	--	--	--
Longest Relief	--	--	--
Hits	--	--	--
Runs	--	--	--
Earned Runs	--	--	--
Walks	--	--	--
Strikeouts	--	--	--

38 COLIN FISHER

SEASON HIGHS

Category	High	Opponent (Last)	Date
Innings	8.0	Xavier	2/22/26
Longest Start	8.0	Xavier	2/22/26
Shortest Start	4.0	Stetson	3/8/26
Longest Relief	--	--	--
Hits	6	Stetson	3/8/26
Runs	4	Stetson	3/8/26
Earned Runs	3	Stetson	3/8/26
Walks	2	vs. Texas Tech	2/15/26
Strikeouts	11	Xavier	2/22/26

CAREER HIGHS

Category	High	Opponent (Last)	Date
Innings	8.0	Xavier	2/22/26
Longest Start	8.0	Xavier	2/22/26
Shortest Start	1.0	Grambling	2/27/24
Longest Relief	2.2	at #23 Auburn	3/24/23
Hits	6	2x (Stetson)	3/8/26
Runs	4	Stetson	3/8/26
Earned Runs	3	5x (Stetson)	3/8/26
Walks	3	3x (at #3 LSU)	5/10/25
Strikeouts	11	Xavier	2/22/26

39 JACOB IMOTO

SEASON HIGHS

Category	High	Opponent (Last)	Date
Innings	--	--	--
Longest Start	--	--	--
Shortest Start	--	--	--
Longest Relief	--	--	--
Hits	--	--	--
Runs	--	--	--
Earned Runs	--	--	--
Walks	--	--	--
Strikeouts	--	--	--

CAREER HIGHS

Category	High	Opponent (Last)	Date
Innings	--	--	--
Longest Start	--	--	--
Shortest Start	--	--	--
Longest Relief	--	--	--
Hits	--	--	--
Runs	--	--	--
Earned Runs	--	--	--
Walks	--	--	--
Strikeouts	--	--	--

40 JAMES DeCREMER

SEASON HIGHS

Category	High	Opponent (Last)	Date
Innings	3.2	Arkansas State	2/25/26
Longest Start	3.2	Arkansas State	2/25/26
Shortest Start	0.0	Stetson	3/9/26
Longest Relief	2.0	vs. Texas Tech	2/15/26
Hits	5	Oral Roberts	3/3/26
Runs	4	Stetson	3/9/26
Earned Runs	4	Stetson	3/9/26
Walks	1	3x (Stetson)	3/9/26
Strikeouts	3	Arkansas State	2/25/26

CAREER HIGHS

Category	High	Opponent (Last)	Date
Innings	5.0	USC	6/2/25
Longest Start	5.0	USC	6/2/25
Shortest Start	0.0	Stetson	3/9/26
Longest Relief	4.0	Portland	5/13/25
Hits	5	2x (Oral Roberts)	3/3/26
Runs	5	at Oregon	4/26/25
Earned Runs	4	2x (Stetson)	3/9/26
Walks	3	at UCLA	4/15/25
Strikeouts	6	2x (USC)	6/2/25

44 CARSON WIGGINS

SEASON HIGHS

Category	High	Opponent (Last)	Date
Innings	--	--	--
Longest Start	--	--	--
Shortest Start	--	--	--
Longest Relief	--	--	--
Hits	--	--	--
Runs	--	--	--
Earned Runs	--	--	--
Walks	--	--	--
Strikeouts	--	--	--

CAREER HIGHS

Category	High	Opponent (Last)	Date
Innings	2.0	2x (at #7 Georgia)	4/13/25
Longest Start	--	--	--
Shortest Start	--	--	--
Longest Relief	2.0	2x (at #7 Georgia)	4/13/25
Hits	1	7x (at Florida)	4/27/25
Runs	1	6x (at Florida)	4/27/25
Earned Runs	1	5x (at Florida)	4/27/25
Walks	3	at #13 Ole Miss	3/16/25
Strikeouts	4	at #7 Georgia	4/13/25

45 TYE BRISCOE

SEASON HIGHS

Category	High	Opponent (Last)	Date
Innings	--	--	--
Longest Start	--	--	--
Shortest Start	--	--	--
Longest Relief	--	--	--
Hits	--	--	--
Runs	--	--	--
Earned Runs	--	--	--
Walks	--	--	--
Strikeouts	--	--	--

CAREER HIGHS

Category	High	Opponent (Last)	Date
Innings	--	--	--
Longest Start	--	--	--
Shortest Start	--	--	--
Longest Relief	--	--	--
Hits	--	--	--
Runs	--	--	--
Earned Runs	--	--	--
Walks	--	--	--
Strikeouts	--	--	--

48 COOPER DOSSETT

SEASON HIGHS

Category	High	Opponent (Last)	Date
Innings	1.0	2x (Stetson)	3/7/26
Longest Start	--	--	--
Shortest Start	--	--	--
Longest Relief	1.0	2x (Stetson)	3/7/26
Hits	3	Arkansas State	2/24/26
Runs	4	vs. Texas Tech	2/15/26
Earned Runs	4	vs. Texas Tech	2/15/26
Walks	3	vs. Texas Tech	2/15/26
Strikeouts	1	3x (Stetson)	3/7/26

CAREER HIGHS

Category	High	Opponent (Last)	Date
Innings	3.0	vs. UAPB	4/23/24
Longest Start	--	--	--
Shortest Start	--	--	--
Longest Relief	3.0	vs. UAPB	4/23/24
Hits	3	Arkansas State	2/24/26
Runs	4	2x (vs. Texas Tech)	2/15/26
Earned Runs	4	2x (vs. Texas Tech)	2/15/26
Walks	3	2x (vs. Texas Tech)	2/15/26
Strikeouts	4	vs. UAPB	4/23/24

||| OVERALL STATS

Record: 12-5 Home: 9-4 Away: 0-0 Neutral: 3-1 SEC: 0-0

Player	avg	gp-gs	ab	r	h	2b	3b	hr	rbi	tb	slg%	bb	hp	so	gdp	ob%	sf	sh	sb-att	po	a	e	fld%
8 Camden Kozeal	.359	16-16	64	19	23	5	1	6	22	48	.750	10	0	13	0	.440	1	0	0-0	20	38	2	.967
42 Damian Ruiz	.340	14-14	47	12	16	2	0	0	4	18	.383	10	2	9	1	.467	1	0	6-7	14	0	0	1.000
25 Kuhio Aloy	.339	15-15	59	12	20	4	0	3	19	33	.559	5	0	10	3	.391	0	0	1-1	9	0	2	.818
4 Maika Niu	.333	17-17	66	14	22	4	0	3	18	35	.530	4	0	19	1	.366	1	0	5-5	34	0	0	1.000
27 Ryder Helfrick	.328	17-17	58	18	19	1	0	5	11	35	.603	18	0	12	1	.481	1	0	4-5	177	8	2	.989
18 Reese Robinett	.310	17-16	58	6	18	5	0	1	8	26	.448	7	1	11	1	.394	0	0	1-1	135	6	0	1.000
3 Nolan Souza	.196	15-14	56	7	11	4	0	0	8	15	.268	4	0	15	1	.250	0	1	2-4	8	25	2	.943
5 TJ Pompey	.188	15-14	48	5	9	1	0	1	5	13	.271	5	1	26	0	.273	1	0	1-2	12	20	2	.941
1 Carson Brumbaugh	.156	14-14	45	6	7	3	0	0	2	10	.222	2	0	13	3	.184	2	1	0-1	7	38	5	.900
---																							
12 Carter Rutenbar	.438	10-3	16	3	7	1	0	0	1	8	.500	5	0	3	0	.571	0	0	0-0	6	0	0	1.000
17 Zack Stewart	.423	9-9	26	5	11	1	0	3	6	21	.808	4	1	6	0	.500	1	0	0-0	7	0	0	1.000
16 Christian Turner	.267	13-2	15	4	4	0	0	0	0	4	.267	4	0	8	0	.421	0	0	0-0	7	0	0	1.000
9 Alexander Peck	.200	5-1	5	0	1	0	0	0	0	1	.200	0	0	1	0	.200	0	0	0-0	5	0	0	1.000
19 Carson Willis	.000	1-1	3	0	0	0	0	0	0	0	.000	1	0	0	0	.250	0	0	0-0	0	0	0	.000
55 Brendan Kleiman	.000	2-0	1	0	0	0	0	0	0	0	.000	0	0	1	0	.000	0	0	0-0	1	0	0	1.000
11 Luke Cornelison	.000	1-0	0	0	0	0	0	0	0	0	.000	0	0	0	0	.000	0	0	0-0	0	0	0	.000
Totals	.296	17	567	111	168	31	1	22	104	267	.471	79	5	147	11	.382	8	2	20-26	444	151	16	.974
Opponents	.199	17	543	52	108	14	1	15	49	169	.311	38	12	186	9	.266	2	6	9-10	422	152	12	.980

LOB - Team (128), Opp (105). DPs turned - Team (10), Opp (14). IBB - Team (3), Rutenbar 1, Helfrick 1, Kozeal 1, Opp (1).
Picked off - Pompey 1.

(All games Sorted by Earned run avg)

Player	era	w-l	app	gs	cg	sho	sv	ip	h	r	er	bb	so	2b	3b	hr	b/avg	wp	hp	bk	sfa	sha
13 Steele Eaves	0.00	3-0	5	0	0	0/1	0	12.0	6	0	0	2	10	0	0	0	.146	0	1	0	0	1
29 Cole Gibler	0.63	1-0	4	0	0	0/0	1	14.1	6	1	1	3	15	1	0	1	.120	0	1	0	0	0
38 Colin Fisher	1.17	2-1	4	4	1	1/0	0	23.0	13	5	3	3	30	2	0	2	.159	0	1	0	0	0
20 Gabe Gaeckle	2.61	2-1	4	4	0	0/0	0	20.2	21	7	6	6	27	4	0	3	.263	0	1	0	1	2
32 Hunter Dietz	2.84	2-1	4	4	0	0/1	0	19.0	14	9	6	5	34	3	0	0	.194	1	2	0	0	1
26 Tate McGuire	3.00	0-0	4	0	0	0/0	0	12.0	4	4	4	0	11	0	0	2	.100	0	1	0	0	0
---																						
33 Ethan McElvain	0.00	2-0	4	0	0	0/0	0	7.2	2	0	0	2	13	0	0	0	.077	0	0	0	0	0
14 Mark Brissey	0.00	0-0	4	0	0	0/1	1	6.0	1	0	0	2	9	0	0	0	.053	0	1	0	0	0
11 Luke Cornelison	0.00	0-0	1	0	0	0/0	0	2.0	2	1	0	2	2	0	0	0	.250	1	0	0	0	0
28 Jordan Martin	0.00	0-0	1	0	0	0/0	0	1.0	2	0	0	0	1	0	0	0	.400	0	0	0	0	0
15 Jackson Kircher	3.00	0-0	3	0	0	0/0	0	3.0	2	1	1	2	4	0	0	0	.182	0	1	0	0	0
36 Parker Coil	3.72	0-0	5	0	0	0/1	1	9.2	8	4	4	3	15	1	0	2	.242	0	0	0	1	2
40 James DeCremer	5.87	0-1	4	3	0	0/1	0	7.2	11	5	5	3	5	1	0	1	.344	2	0	0	0	0
34 Joey Lorenzini	9.00	0-0	1	0	0	0/0	0	1.0	2	1	1	1	0	0	0	1	.400	0	0	0	0	0
22 Peyton Lee	9.95	0-1	2	2	0	0/0	0	6.1	10	7	7	1	7	1	1	2	.370	1	3	0	0	0
48 Cooper Dossett	23.62	0-0	3	0	0	0/0	0	2.2	4	7	7	3	3	1	0	1	.333	0	0	0	0	0
Totals	2.74	12-5	17	17	1	3/2	3	148.0	108	52	45	38	186	14	1	15	.199	5	12	0	2	6
Opponents	6.21	5-12	17	17	0	0/0	5	140.2	168	111	97	79	147	31	1	22	.296	15	5	1	8	2

PB - Team (1), Helfrick 1, Opp (2). Pickoffs - Team (2), Brissey 1, Lee 1, Opp (1). SBA/ATT - Helfrick (9-10), Gaeckle (3-4), Eaves (1-1), Lee (1-1), Fisher (1-1), McGuire (1-1), McElvain (1-1), Gibler (1-1).

Score by innings	1	2	3	4	5	6	7	8	9	EX	Total
Arkansas	20	16	15	13	17	8	5	10	6	1	111
Opponents	8	9	4	9	5	3	7	3	4	0	52

Record when ...

Overall	12-5	After 6 leading	12-0
Conference	0-0	..... trailing	0-5
Non-Conference	12-5	..... tied	0-0
Home games	9-4	After 7 leading	9-0
Away games	0-0	..... trailing	0-5
Neutral site	3-1	..... tied	1-0
Day games	11-4	After 8 leading	7-0
Night games	1-1	..... trailing	0-5
vs Left starter	4-1	..... tied	1-0
vs Right starter	8-4		
1-Run games	3-2	Hit 0 home runs	4-2
2-Run games	1-1	... 1 home run	3-2
5+Run games	7-1	... 2+ home runs	5-1
Extra innings	1-0		
Shutouts	3-0	Opponent 0 home runs	8-1
		..... 1 home run	2-2
Scoring 0-2 runs	1-1	..... 2+ HRs	2-2
..... 3-5 runs	2-4		
..... 6-9 runs	4-0	Made 0 errors	3-3
..... 10+ runs	5-0	.... 1 error	6-1
		.... 2+ errors	3-1
Opponent 0-2 runs	10-0		
..... 3-5 runs	1-3	Opp. made 0 errors	4-3
..... 6-9 runs	1-1	..... 1 error	7-1
..... 10+ runs	0-1	..... 2+ errors	1-1
Scored in 1st inning	7-2	Out-hit opponent	11-2
Opp. scored in 1st	0-3	Out-hit by opponent	1-3
Scores first	11-2	Hits are tied	0-0
Opp. scores first	1-3		

Record when team scores:

Runs	0	1	2	3	4	5	6	7	8	9	10+
W-L	0-0	1-1	0-0	1-1	0-3	1-0	1-0	2-0	0-0	1-0	5-0

Record when opponent scores:

Runs	0	1	2	3	4	5	6	7	8	9	10+
W-L	3-0	4-0	3-0	0-0	0-2	1-1	1-1	0-0	0-0	0-0	0-1

Record when leading after:

Inn.	1	2	3	4	5	6	7	8
W-L	7-2	11-1	11-1	11-0	12-0	12-0	9-0	7-0

Record when trailing after:

Inn.	1	2	3	4	5	6	7	8
W-L	0-3	0-4	0-4	1-5	0-5	0-5	0-5	0-5

Record when tied after:

Inn.	1	2	3	4	5	6	7	8
W-L	5-0	1-0	1-0	0-0	0-0	0-0	1-0	1-0

Current losing streak: 2
Longest winning streak: 5
Longest losing streak: 2

Home attendance : 122128 (13 dates avg = 9394)
Away attendance : 58980 (4 dates avg = 14745)
Total attendance: 181108 (17 dates avg = 10653)

Multiple Hit Games	2	3	4	5+	Total
4 Maika Niu	8	1	-	-	9
8 Camden Kozeal	5	1	1	-	7
27 Ryder Helfrick	6	1	-	-	7
25 Kuhio Aloy	5	1	-	-	6
18 Reese Robinett	6	-	-	-	6
42 Damian Ruiz	5	-	-	-	5
3 Nolan Souza	4	-	-	-	4
17 Zack Stewart	3	1	-	-	4
5 TJ Pompey	2	-	-	-	2
1 Carson Brumbaugh	1	-	-	-	1
12 Carter Rutenbar	-	-	1	-	1
TEAM	45	5	2	0	52

Multiple RBI Games	2	3	4	5+	Total
8 Camden Kozeal	5	3	-	-	8
25 Kuhio Aloy	4	1	1	-	6
4 Maika Niu	2	2	1	-	5
27 Ryder Helfrick	1	2	-	-	3
3 Nolan Souza	1	1	-	-	2
18 Reese Robinett	2	-	-	-	2
17 Zack Stewart	1	-	-	-	1
TEAM	16	9	2	0	27

Hitting Streaks	Longest	Current
25 Kuhio Aloy	12	1
4 Maika Niu	7	7
8 Camden Kozeal	7	-
27 Ryder Helfrick	4	1
42 Damian Ruiz	4	2
18 Reese Robinett	4	1
17 Zack Stewart	3	1
1 Carson Brumbaugh	2	-
5 TJ Pompey	2	-
16 Christian Turner	2	1
3 Nolan Souza	2	1
9 Alexander Peck	1	-
12 Carter Rutenbar	1	1

Reached Base Streaks	Longest	Current
27 Ryder Helfrick	17	17
8 Camden Kozeal	15	-
25 Kuhio Aloy	13	1
17 Zack Stewart	8	8
42 Damian Ruiz	7	7
4 Maika Niu	7	7
5 TJ Pompey	6	-
18 Reese Robinett	6	1
16 Christian Turner	4	2
3 Nolan Souza	3	1
12 Carter Rutenbar	3	3
1 Carson Brumbaugh	2	-
9 Alexander Peck	1	-
19 Carson Willis	1	1

Starting Lineup By Position
(Team W-L record when starter)

PITCHER:		
20 Gabe Gaeckle	4	(3-1)
32 Hunter Dietz	4	(3-1)
38 Colin Fisher	4	(3-1)
40 James DeCremer	3	(2-1)
22 Peyton Lee	2	(1-1)
CATCHER:		
27 Ryder Helfrick	17	(12-5)
FIRST BASE:		
18 Reese Robinett	16	(11-5)
9 Alexander Peck	1	(1-0)
SECOND BASE:		
8 Camden Kozeal	15	(11-4)
3 Nolan Souza	2	(1-1)
THIRD BASE:		
5 TJ Pompey	11	(9-2)
3 Nolan Souza	6	(3-3)
SHORTSTOP:		
1 Carson Brumbaugh	14	(11-3)
5 TJ Pompey	3	(1-2)
LEFT FIELD:		
42 Damian Ruiz	13	(9-4)
16 Christian Turner	2	(2-0)
17 Zack Stewart	2	(1-1)
CENTER FIELD:		
4 Maika Niu	17	(12-5)
RIGHT FIELD:		
25 Kuhio Aloy	11	(7-4)
17 Zack Stewart	4	(4-0)
42 Damian Ruiz	1	(1-0)
12 Carter Rutenbar	1	(0-1)
DESIGNATED HITTER:		
3 Nolan Souza	6	(5-1)
25 Kuhio Aloy	4	(3-1)
17 Zack Stewart	3	(3-0)
12 Carter Rutenbar	2	(1-1)
8 Camden Kozeal	1	(0-1)
19 Carson Willis	1	(0-1)

Starting Lineup By Lineup Spot
(Team W-L record when starter)

LEADOFF:		
42 Damian Ruiz	12	(9-3)
4 Maika Niu	3	(2-1)
3 Nolan Souza	2	(1-1)
2ND SPOT:		
27 Ryder Helfrick	9	(6-3)
8 Camden Kozeal	4	(3-1)
3 Nolan Souza	4	(3-1)
3RD SPOT:		
27 Ryder Helfrick	8	(6-2)
8 Camden Kozeal	7	(4-3)
4 Maika Niu	1	(1-0)
18 Reese Robinett	1	(1-0)
CLEANUP:		
25 Kuhio Aloy	7	(5-2)
8 Camden Kozeal	5	(4-1)
4 Maika Niu	3	(2-1)
17 Zack Stewart	1	(1-0)
12 Carter Rutenbar	1	(0-1)
5TH SPOT:		
25 Kuhio Aloy	8	(5-3)
18 Reese Robinett	6	(4-2)
17 Zack Stewart	1	(1-0)
3 Nolan Souza	1	(1-0)
9 Alexander Peck	1	(1-0)
6TH SPOT:		
18 Reese Robinett	8	(5-3)
4 Maika Niu	4	(2-2)
17 Zack Stewart	3	(3-0)
12 Carter Rutenbar	1	(1-0)
3 Nolan Souza	1	(1-0)
7TH SPOT:		
5 TJ Pompey	7	(5-2)
4 Maika Niu	6	(5-1)
3 Nolan Souza	2	(0-2)
17 Zack Stewart	1	(1-0)
18 Reese Robinett	1	(1-0)
8TH SPOT:		
5 TJ Pompey	4	(3-1)
1 Carson Brumbaugh	4	(3-1)
3 Nolan Souza	4	(3-1)
17 Zack Stewart	3	(2-1)
16 Christian Turner	1	(1-0)
12 Carter Rutenbar	1	(0-1)
9TH SPOT:		
1 Carson Brumbaugh	10	(8-2)
5 TJ Pompey	3	(2-1)
42 Damian Ruiz	2	(1-1)
19 Carson Willis	1	(0-1)
16 Christian Turner	1	(1-0)

STARTERS SUMMARY

		Position											Batting Order								
Player	GS	p	c	1b	2b	3b	ss	lf	cf	rf	of	dh	1st	2nd	3rd	4th	5th	6th	7th	8th	9th
27 Ryder Helfrick	17	.	17	.	.	.	.	.	.	.	.	.	.	9	8	.	.	.	.	.	.
4 Maika Niu	17	.	.	.	.	.	.	.	17	.	.	.	3	.	1	3	.	4	6	.	.
8 Camden Kozeal	16	.	.	.	15	.	.	.	.	.	.	1	.	4	7	5	.	.	.	.	.
18 Reese Robinett	16	.	.	16	.	.	.	.	.	.	.	.	.	.	1	.	6	8	1	.	.
25 Kuhio Aloy	15	.	.	.	.	.	.	.	.	11	.	4	.	.	.	7	8	.	.	.	.
3 Nolan Souza	14	.	.	.	2	6	.	.	.	.	.	6	2	4	.	.	1	1	2	4	.
42 Damian Ruiz	14	.	.	.	.	.	.	13	.	1	.	.	12	.	.	.	.	.	.	.	2
1 Carson Brumba	14	.	.	.	.	.	14	.	.	.	.	.	.	.	.	.	.	.	.	4	10
5 TJ Pompey	14	.	.	.	.	11	3	.	.	.	.	.	.	.	.	.	.	.	7	4	3
17 Zack Stewart	9	.	.	.	.	.	.	2	.	4	.	3	.	.	.	1	1	3	1	3	.
38 Colin Fisher	4	4	.	.	.	.	.	.	.	.	.	.	.	.	.	.	.	.	.	.	.
32 Hunter Dietz	4	4	.	.	.	.	.	.	.	.	.	.	.	.	.	.	.	.	.	.	.
20 Gabe Gaeckle	4	4	.	.	.	.	.	.	.	.	.	.	.	.	.	.	.	.	.	.	.
40 James DeCrem	3	3	.	.	.	.	.	.	.	.	.	.	.	.	.	.	.	.	.	.	.
12 Carter Rutenba	3	.	.	.	.	.	.	.	.	1	.	2	.	.	.	1	.	1	.	1	.
16 Christian Turne	2	.	.	.	.	.	.	2	.	.	.	.	.	.	.	.	.	.	.	1	1
22 Peyton Lee	2	2	.	.	.	.	.	.	.	.	.	.	.	.	.	.	.	.	.	.	.
9 Alexander Peck	1	.	.	1	.	.	.	.	.	.	.	.	.	.	.	.	1	.	.	.	.
19 Carson Willis	1	.	.	.	.	.	.	.	.	.	.	1	.	.	.	.	.	.	.	.	1

#25 Kuhio Aloy - 15 games (All games)

Date	Opponent	Pos	AB	R	H	RBI	2B	3B	HR	BB	SB	CS	HBP	SAC	SF	GDP	K	PO	A	E	Avg
Feb 13	vs Oklahoma State	*of	4	1	2	2	0	0	0	0	1	0	0	0	0	0	1	1	0	0	.500
Feb 14	vs TCU	*of	4	1	1	1	0	0	1	0	0	0	0	0	0	0	0	1	0	0	.375
Feb 20	XAVIER	*of	2	0	1	0	0	0	0	1	0	0	0	0	0	0	1	2	0	0	.400
Feb 21	XAVIER	*of	4	1	2	2	0	0	1	1	0	0	0	0	0	0	0	0	0	1	.429
Feb 22	XAVIER	*of	5	2	3	3	0	0	1	0	0	0	0	0	0	0	0	0	0	0	.474
Feb 24	ARKANSAS STAT	*of	4	1	1	0	0	0	0	0	0	0	0	0	0	0	1	3	0	0	.435
Feb 25	ARKANSAS STAT	*of	4	0	1	1	0	0	0	0	0	0	0	0	0	1	1	0	0	0	.407
Feb 27	UT ARLINGTON	*of	4	1	1	2	1	0	0	0	0	0	0	0	0	1	1	1	0	0	.387
Feb 28	UT ARLINGTON	*dh	4	1	1	0	0	0	0	0	0	0	0	0	0	0	2	0	0	0	.371
Mar 01	UT ARLINGTON	*dh	4	1	2	1	1	0	0	0	0	0	0	0	0	0	1	0	0	0	.385
Mar 03	ORAL ROBERTS	*of	5	1	2	4	1	0	0	0	0	0	0	0	0	0	2	1	0	0	.386
Mar 06	STETSON	*dh	4	1	2	1	1	0	0	1	0	0	0	0	0	1	0	0	0	0	.396
Mar 07	STETSON	*of	2	1	0	2	0	0	0	2	0	0	0	0	0	0	0	0	0	1	.380
Mar 08	STETSON	*dh	4	0	0	0	0	0	0	0	0	0	0	0	0	0	0	0	0	0	.352
Mar 09	STETSON	*of	5	0	1	0	0	0	0	0	0	0	0	0	0	0	0	0	0	0	.339
Totals		15gs	59	12	20	19	4	0	3	5	1	0	0	0	0	3	10	9	0	2	.339

On base pct. .391 • Slugging pct. .559

#14 Mark Brissey - 2 games (All games)

Date	Opponent	Pos	AB	R	H	RBI	2B	3B	HR	BB	SB	CS	HBP	SAC	SF	GDP	K	PO	A	E	Avg
Feb 16	vs Tarleton State	p	0	0	0	0	0	0	0	0	0	0	0	0	0	0	0	0	1	0	.000
Mar 06	STETSON	p	0	0	0	0	0	0	0	0	0	0	0	0	0	0	0	1	0	0	.000
Totals		0gs	0	0	0	0	0	0	0	0	0	0	0	0	0	0	0	1	1	0	.000

On base pct. .000 • Slugging pct. .000

#14 Mark Brissey - 4 appearances (All games)

Date	Opponent	GS	IP	H	R	ER	BB	SO	2B	3B	HR	WP	BK	HBP	IBB	Score	W-L	Sv	ERA	NP
Feb 16	vs Tarleton State		2.0	1	0	0	1	3	0	0	0	0	0	0	0	3-1	0-0	1	0.00	30
Feb 28	UT ARLINGTON		2.0	0	0	0	1	3	0	0	0	0	0	0	0	9-0	0-0	1	0.00	26
Mar 03	ORAL ROBERTS		1.0	0	0	0	0	3	0	0	0	0	0	1	0	10-2	0-0	1	0.00	14
Mar 06	STETSON		1.0	0	0	0	0	0	0	0	0	0	0	0	0	7-1	0-0	1	0.00	14
Totals		0	6.0	1	0	0	2	9	0	0	0	0	0	1	0	29-4	0-0	1	0.00	-

#1 Carson Brumbaugh - 14 games (All games)

Date	Opponent	Pos	AB	R	H	RBI	2B	3B	HR	BB	SB	CS	HBP	SAC	SF	GDP	K	PO	A	E	Avg
Feb 13	vs Oklahoma State	*ss	4	0	0	0	0	0	0	0	0	0	0	0	0	0	0	1	0	0	.000
Feb 14	vs TCU	*ss	4	0	1	0	0	0	0	0	0	0	0	0	0	0	1	0	3	0	.125
Feb 15	vs Texas Tech	*ss	5	1	1	0	0	0	0	0	0	0	0	0	0	0	3	2	3	0	.154
Feb 16	vs Tarleton State	*ss	4	0	0	0	0	0	0	0	0	0	0	0	0	1	0	0	2	0	.118
Feb 20	XAVIER	*ss	3	1	1	0	0	0	0	0	0	0	0	0	0	0	2	0	4	0	.150
Feb 21	XAVIER	*ss	3	0	0	0	0	0	0	1	0	1	0	0	0	0	1	0	4	0	.130
Feb 22	XAVIER	*ss	4	0	0	0	0	0	0	0	0	0	0	0	0	0	2	0	4	0	.111
Feb 25	ARKANSAS STAT	*ss	2	0	0	0	0	0	0	0	0	0	0	1	0	0	1	0	4	0	.103
Feb 27	UT ARLINGTON	*ss	2	0	0	0	0	0	0	0	0	0	0	0	0	0	1	0	3	0	.097
Feb 28	UT ARLINGTON	*ss	3	1	1	0	0	0	0	1	0	0	0	0	0	0	0	0	2	0	.118
Mar 01	UT ARLINGTON	*ss	3	2	2	1	2	0	0	0	0	0	0	0	1	0	0	0	2	2	.162
Mar 03	ORAL ROBERTS	*ss	3	1	0	0	0	0	0	0	0	0	0	0	0	0	1	2	2	0	.150
Mar 06	STETSON	*ss	3	0	1	1	1	0	0	0	0	0	0	0	1	1	0	1	1	1	.163
Mar 08	STETSON	*ss	2	0	0	0	0	0	0	0	0	0	0	0	0	1	1	1	4	2	.156
Totals		14gs	45	6	7	2	3	0	0	2	0	1	0	1	2	3	13	7	38	5	.156

On base pct. .184 • Slugging pct. .222

#36 Parker Coil - 1 game (All games)

Date	Opponent	Pos	AB	R	H	RBI	2B	3B	HR	BB	SB	CS	HBP	SAC	SF	GDP	K	PO	A	E	Avg
Feb 15	vs Texas Tech	p	0	0	0	0	0	0	0	0	0	0	0	0	0	0	0	0	1	0	.000
Totals		0gs	0	0	0	0	0	0	0	0	0	0	0	0	0	0	0	0	1	0	.000

On base pct. .000 • Slugging pct. .000

#36 Parker Coil - 5 appearances (All games)

Date	Opponent	GS	IP	H	R	ER	BB	SO	2B	3B	HR	WP	BK	HBP	IBB	Score	W-L	Sv	ERA	NP
Feb 15	vs Texas Tech		1.0	1	1	1	1	0	0	0	0	0	0	0	0	6-5	0-0	0	9.00	15
Feb 21	XAVIER		3.0	2	2	2	0	4	0	0	2	0	0	0	0	7-6	0-0	0	6.75	34
Feb 25	ARKANSAS STAT		2.2	0	0	0	2	6	0	0	0	0	0	0	1	1-0	0-0	1	4.05	38
Mar 06	STETSON		1.0	2	1	1	0	3	1	0	0	0	0	0	0	7-1	0-0	1	4.70	21
Mar 09	STETSON		2.0	3	0	0	0	2	0	0	0	0	0	0	0	4-6	0-0	1	3.72	31
Totals		0	9.2	8	4	4	3	15	1	0	2	0	0	0	1	25-18	0-0	1	3.72	-

#11 Luke Cornelison - 1 game (All games)

Date	Opponent	Pos	AB	R	H	RBI	2B	3B	HR	BB	SB	CS	HBP	SAC	SF	GDP	K	PO	A	E	Avg
Feb 27	UT ARLINGTON	3b	0	0	0	0	0	0	0	0	0	0	0	0	0	0	0	0	0	0	.000
Totals		0gs	0	0	0	0	0	0	0	0	0	0	0	0	0	0	0	0	0	0	.000

On base pct. .000 • Slugging pct. .000

#11 Luke Cornelison - 1 appearance (All games)

Date	Opponent	GS	IP	H	R	ER	BB	SO	2B	3B	HR	WP	BK	HBP	IBB	Score	W-L	Sv	ERA	NP
Feb 24	ARKANSAS STAT		2.0	2	1	0	2	2	0	0	0	1	0	0	0	4-12	0-0	0	0.00	27
Totals		0	2.0	2	1	0	2	2	0	0	0	1	0	0	0	4-12	0-0	0	0.00	-

#40 James DeCremer - 2 games (All games)

Date	Opponent	Pos	AB	R	H	RBI	2B	3B	HR	BB	SB	CS	HBP	SAC	SF	GDP	K	PO	A	E	Avg
Feb 15	vs Texas Tech	p	0	0	0	0	0	0	0	0	0	0	0	0	0	0	0	0	2	0	.000
Mar 03	ORAL ROBERTS	*p	0	0	0	0	0	0	0	0	0	0	0	0	0	0	0	0	2	0	.000
Totals		1gs	0	0	0	0	0	0	0	0	0	0	0	0	0	0	0	0	4	0	.000

On base pct. .000 • Slugging pct. .000

#40 James DeCremer - 4 appearances (All games)

Date	Opponent	GS	IP	H	R	ER	BB	SO	2B	3B	HR	WP	BK	HBP	IBB	Score	W-L	Sv	ERA	NP
Feb 15	vs Texas Tech		2.0	1	0	0	1	1	0	0	0	1	0	0	0	6-5	0-0	0	0.00	36
Feb 25	ARKANSAS STAT	*	3.2	1	0	0	0	3	1	0	0	0	0	0	0	1-0	0-0	0	0.00	50
Mar 03	ORAL ROBERTS	*	2.0	5	1	1	1	1	0	0	0	0	0	0	0	10-2	0-0	0	1.17	34
Mar 09	STETSON	*	0.0	4	4	4	1	0	0	0	1	1	0	0	0	4-6	0-1	0	5.87	17
Totals		3	7.2	11	5	5	3	5	1	0	1	2	0	0	0	21-13	0-1	0	5.87	-

#32 Hunter Dietz - 4 appearances (All games)

Date	Opponent	GS	IP	H	R	ER	BB	SO	2B	3B	HR	WP	BK	HBP	IBB	Score	W-L	Sv	ERA	NP
Feb 14	vs TCU	*	2.0	3	4	4	3	5	2	0	0	0	0	1	0	4-5	0-1	0	18.00	58
Feb 21	XAVIER	*	4.0	5	4	2	1	9	0	0	0	0	0	1	0	7-6	0-1	0	9.00	84
Feb 28	UT ARLINGTON	*	7.0	2	0	0	1	8	1	0	0	0	0	0	0	9-0	1-1	0	4.15	93
Mar 07	STETSON	*	6.0	4	1	0	0	12	0	0	0	1	0	0	0	13-1	2-1	0	2.84	91
Totals		4	19.0	14	9	6	5	34	3	0	0	1	0	2	0	33-12	2-1	0	2.84	-

#48 Cooper Dossett - 3 appearances (All games)

Date	Opponent	GS	IP	H	R	ER	BB	SO	2B	3B	HR	WP	BK	HBP	IBB	Score	W-L	Sv	ERA	NP
Feb 15	vs Texas Tech		0.2	1	4	4	3	1	0	0	0	0	0	0	0	6-5	0-0	0	54.00	28
Feb 24	ARKANSAS STAT		1.0	3	3	3	0	1	1	0	1	0	0	0	0	4-12	0-0	0	37.80	19
Mar 07	STETSON		1.0	0	0	0	0	1	0	0	0	0	0	0	0	13-1	0-0	0	23.62	19
Totals		0	2.2	4	7	7	3	3	1	0	1	0	0	0	0	23-18	0-0	0	23.62	-

#13 Steele Eaves - 5 appearances (All games)

Date	Opponent	GS	IP	H	R	ER	BB	SO	2B	3B	HR	WP	BK	HBP	IBB	Score	W-L	Sv	ERA	NP
Feb 15	vs Texas Tech		2.1	1	0	0	1	3	0	0	0	0	0	1	0	6-5	1-0	0	0.00	33
Feb 21	XAVIER		2.0	2	0	0	0	1	0	0	0	0	0	0	0	7-6	2-0	0	0.00	21
Feb 25	ARKANSAS STAT		2.2	0	0	0	1	4	0	0	0	0	0	0	0	1-0	3-0	0	0.00	38
Mar 01	UT ARLINGTON		1.0	0	0	0	0	1	0	0	0	0	0	0	0	11-1	3-0	0	0.00	14
Mar 09	STETSON		4.0	3	0	0	0	1	0	0	0	0	0	0	0	4-6	3-0	0	0.00	37
Totals		0	12.0	6	0	0	2	10	0	0	0	0	0	1	0	29-18	3-0	0	0.00	-

#38 Colin Fisher - 3 games (All games)

Date	Opponent	Pos	AB	R	H	RBI	2B	3B	HR	BB	SB	CS	HBP	SAC	SF	GDP	K	PO	A	E	Avg
Feb 15	vs Texas Tech	*p	0	0	0	0	0	0	0	0	0	0	0	0	0	0	0	0	1	0	.000
Feb 22	XAVIER	*p	0	0	0	0	0	0	0	0	0	0	0	0	0	0	0	0	1	0	.000
Mar 08	STETSON	*p	0	0	0	0	0	0	0	0	0	0	0	0	0	0	0	0	1	0	.000
Totals		3gs	0	0	0	0	0	0	0	0	0	0	0	0	0	0	0	0	3	0	.000

On base pct. .000 • Slugging pct. .000

#38 Colin Fisher - 4 appearances (All games)

Date	Opponent	GS	IP	H	R	ER	BB	SO	2B	3B	HR	WP	BK	HBP	IBB	Score	W-L	Sv	ERA	NP
Feb 15	vs Texas Tech	*	5.0	1	0	0	2	8	0	0	0	0	0	0	0	6-5	0-0	0	0.00	82
Feb 22	XAVIER	*	8.0	1	0	0	0	11	0	0	0	0	0	0	0	11-0	1-0	0	0.00	86
Mar 01	UT ARLINGTON	*	6.0	5	1	0	1	7	1	0	0	0	0	1	0	11-1	2-0	0	0.00	85
Mar 08	STETSON	*	4.0	6	4	3	0	4	1	0	2	0	0	0	0	1-4	2-1	0	1.17	69
Totals		4	23.0	13	5	3	3	30	2	0	2	0	0	1	0	29-10	2-1	0	1.17	-

#20 Gabe Gaeckle - 3 games (All games)

Date	Opponent	Pos	AB	R	H	RBI	2B	3B	HR	BB	SB	CS	HBP	SAC	SF	GDP	K	PO	A	E	Avg
Feb 13	vs Oklahoma State	*p	0	0	0	0	0	0	0	0	0	0	0	0	0	0	0	1	0	0	.000
Feb 20	XAVIER	*p	0	0	0	0	0	0	0	0	0	0	0	0	0	0	0	0	1	0	.000
Feb 27	UT ARLINGTON	*p	0	0	0	0	0	0	0	0	0	0	0	0	0	0	0	0	1	0	.000
Totals		3gs	0	0	0	0	0	0	0	0	0	0	0	0	0	0	0	1	2	0	.000

On base pct. .000 • Slugging pct. .000

#20 Gabe Gaeckle - 4 appearances (All games)

Date	Opponent	GS	IP	H	R	ER	BB	SO	2B	3B	HR	WP	BK	HBP	IBB	Score	W-L	Sv	ERA	NP
Feb 13	vs Oklahoma State	*	4.1	4	2	1	1	9	0	0	1	0	0	0	0	12-2	0-0	0	2.08	75
Feb 20	XAVIER	*	5.0	4	1	1	2	7	2	0	1	0	0	0	0	5-2	1-0	0	1.93	77
Feb 27	UT ARLINGTON	*	5.1	8	4	4	2	5	2	0	1	0	0	1	0	3-4	1-1	0	3.68	88
Mar 06	STETSON	*	6.0	5	0	0	1	6	0	0	0	0	0	0	0	7-1	2-1	0	2.61	99
Totals		4	20.2	21	7	6	6	27	4	0	3	0	0	1	0	27-9	2-1	0	2.61	-

#29 Cole Gibler - 1 game (All games)

Date	Opponent	Pos	AB	R	H	RBI	2B	3B	HR	BB	SB	CS	HBP	SAC	SF	GDP	K	PO	A	E	Avg
Feb 27	UT ARLINGTON	p	0	0	0	0	0	0	0	0	0	0	0	0	0	0	0	0	1	0	.000
Totals		0gs	0	0	0	0	0	0	0	0	0	0	0	0	0	0	0	0	1	0	.000

On base pct. .000 • Slugging pct. .000

#29 Cole Gibler - 4 appearances (All games)

Date	Opponent	GS	IP	H	R	ER	BB	SO	2B	3B	HR	WP	BK	HBP	IBB	Score	W-L	Sv	ERA	NP
Feb 13	vs Oklahoma State		3.2	0	0	0	1	6	0	0	0	0	0	0	0	12-2	1-0	0	0.00	53
Feb 20	XAVIER		4.0	5	1	1	0	2	1	0	1	0	0	1	0	5-2	1-0	1	1.17	51
Feb 27	UT ARLINGTON		3.2	1	0	0	0	5	0	0	0	0	0	0	0	3-4	1-0	1	0.79	39
Mar 08	STETSON		3.0	0	0	0	2	2	0	0	0	0	0	0	0	1-4	1-0	1	0.63	45
Totals		0	14.1	6	1	1	3	15	1	0	1	0	0	1	0	21-12	1-0	1	0.63	-

#27 Ryder Helfrick - 17 games (All games)

Date	Opponent	Pos	AB	R	H	RBI	2B	3B	HR	BB	SB	CS	HBP	SAC	SF	GDP	K	PO	A	E	Avg
Feb 13	vs Oklahoma State	*c	4	4	2	3	0	0	2	1	1	0	0	0	0	0	2	14	1	1	.500
Feb 14	vs TCU	*c	4	0	1	0	0	0	0	1	1	0	0	0	0	0	1	10	0	0	.375
Feb 15	vs Texas Tech	*c	6	0	2	0	0	0	0	0	0	0	0	0	0	0	2	12	1	0	.357
Feb 16	vs Tarleton State	*c	3	1	0	0	0	0	0	1	0	0	0	0	0	0	0	13	0	0	.294
Feb 20	XAVIER	*c	3	1	0	0	0	0	0	1	0	1	0	0	0	0	1	10	1	0	.250
Feb 21	XAVIER	*c	5	2	2	1	0	0	1	0	0	0	0	0	0	0	1	14	0	0	.280
Feb 22	XAVIER	*c	4	1	2	3	1	0	1	0	0	0	0	0	0	0	0	10	1	0	.310
Feb 24	ARKANSAS STAT	*c	3	0	1	0	0	0	0	1	0	0	0	0	0	1	1	10	0	0	.312
Feb 25	ARKANSAS STAT	*c	2	1	0	0	0	0	0	2	0	0	0	0	0	0	0	13	0	0	.294
Feb 27	UT ARLINGTON	*c	2	1	0	0	0	0	0	2	0	0	0	0	0	0	0	11	0	0	.278
Feb 28	UT ARLINGTON	*c	4	1	1	0	0	0	0	1	0	0	0	0	0	0	0	9	2	0	.275
Mar 01	UT ARLINGTON	*c	3	2	3	2	0	0	1	1	1	0	0	0	0	0	0	8	0	0	.326
Mar 03	ORAL ROBERTS	*c	2	1	2	0	0	0	0	2	0	0	0	0	0	0	0	7	0	0	.356
Mar 06	STETSON	*c	4	1	2	1	0	0	0	1	0	0	0	0	0	0	1	11	0	1	.367
Mar 07	STETSON	*c	2	1	0	1	0	0	0	2	1	0	0	0	1	0	0	12	0	0	.353
Mar 08	STETSON	*c	2	0	0	0	0	0	0	2	0	0	0	0	0	0	0	8	2	0	.340
Mar 09	STETSON	*c	5	1	1	0	0	0	0	0	0	0	0	0	0	0	3	5	0	0	.328
Totals		17gs	58	18	19	11	1	0	5	18	4	1	0	0	1	1	12	177	8	2	.328

On base pct. .481 • Slugging pct. .603

#15 Jackson Kircher - 1 game (All games)

Date	Opponent	Pos	AB	R	H	RBI	2B	3B	HR	BB	SB	CS	HBP	SAC	SF	GDP	K	PO	A	E	Avg
Mar 03	ORAL ROBERTS	p	0	0	0	0	0	0	0	0	0	0	0	0	0	0	0	0	1	0	.000
Totals		0gs	0	0	0	0	0	0	0	0	0	0	0	0	0	0	0	0	1	0	.000

On base pct. .000 • Slugging pct. .000

#15 Jackson Kircher - 3 appearances (All games)

Date	Opponent	GS	IP	H	R	ER	BB	SO	2B	3B	HR	WP	BK	HBP	IBB	Score	W-L	Sv	ERA	NP
Feb 14	vs TCU		1.0	1	1	1	1	1	0	0	0	0	0	1	0	4-5	0-0	0	9.00	29
Mar 03	ORAL ROBERTS		1.0	0	0	0	0	1	0	0	0	0	0	0	0	10-2	0-0	0	4.50	8
Mar 06	STETSON		1.0	1	0	0	1	2	0	0	0	0	0	0	0	7-1	0-0	0	3.00	23
Totals		0	3.0	2	1	1	2	4	0	0	0	0	0	1	0	21-8	0-0	0	3.00	-

#55 Brendan Kleiman - 2 games (All games)

Date	Opponent	Pos	AB	R	H	RBI	2B	3B	HR	BB	SB	CS	HBP	SAC	SF	GDP	K	PO	A	E	Avg
Feb 16	vs Tarleton State	ph	1	0	0	0	0	0	0	0	0	0	0	0	0	0	1	0	0	0	.000
Mar 07	STETSON	c	0	0	0	0	0	0	0	0	0	0	0	0	0	0	0	1	0	0	.000
Totals		0gs	1	0	0	0	0	0	0	0	0	0	0	0	0	0	1	1	0	0	.000

On base pct. .000 • Slugging pct. .000

#8 Camden Kozeal - 16 games (All games)

Date	Opponent	Pos	AB	R	H	RBI	2B	3B	HR	BB	SB	CS	HBP	SAC	SF	GDP	K	PO	A	E	Avg
Feb 13	vs Oklahoma State	*2b	3	2	1	2	0	0	1	2	0	0	0	0	0	0	1	2	3	0	.333
Feb 14	vs TCU	*2b	2	1	0	0	0	0	0	3	0	0	0	0	0	0	2	2	0	0	.200
Feb 15	vs Texas Tech	*2b	4	2	1	1	0	0	1	1	0	0	0	0	0	0	2	2	1	0	.222
Feb 16	vs Tarleton State	*2b	4	1	1	0	0	0	0	0	0	0	0	0	0	0	1	2	2	0	.231
Feb 20	XAVIER	*2b	4	1	1	3	0	0	1	0	0	0	0	0	0	0	1	1	6	1	.235
Feb 21	XAVIER	*2b	5	3	4	2	1	1	1	0	0	0	0	0	0	0	0	1	3	1	.364
Feb 22	XAVIER	*2b	4	2	2	2	0	0	0	1	0	0	0	0	0	0	0	1	2	0	.385
Feb 24	ARKANSAS STAT	*2b	3	0	0	0	0	0	0	1	0	0	0	0	0	0	1	1	3	0	.345
Feb 27	UT ARLINGTON	*dh	4	1	2	0	0	0	0	0	0	0	0	0	0	0	1	0	0	0	.364
Feb 28	UT ARLINGTON	*2b	5	1	2	3	0	0	1	0	0	0	0	0	0	0	1	1	1	0	.368
Mar 01	UT ARLINGTON	*2b	4	2	2	3	1	0	1	1	0	0	0	0	0	0	0	3	4	0	.381
Mar 03	ORAL ROBERTS	*2b	4	0	1	1	0	0	0	0	0	0	0	0	1	0	1	0	1	0	.370
Mar 06	STETSON	*2b	5	1	2	2	1	0	0	0	0	0	0	0	0	0	0	0	2	0	.373
Mar 07	STETSON	*2b	4	2	3	2	1	0	0	1	0	0	0	0	0	0	1	0	0	0	.400
Mar 08	STETSON	*2b	4	0	1	1	1	0	0	0	0	0	0	0	0	0	0	1	3	0	.390
Mar 09	STETSON	*2b	5	0	0	0	0	0	0	0	0	0	0	0	0	0	1	3	7	0	.359
Totals		16gs	64	19	23	22	5	1	6	10	0	0	0	0	1	0	13	20	38	2	.359

On base pct. .440 • Slugging pct. .750

#22 Peyton Lee - 1 game (All games)

Date	Opponent	Pos	AB	R	H	RBI	2B	3B	HR	BB	SB	CS	HBP	SAC	SF	GDP	K	PO	A	E	Avg
Feb 24	ARKANSAS STAT	*p	0	0	0	0	0	0	0	0	0	0	0	0	0	0	0	0	1	0	.000
Totals		1gs	0	0	0	0	0	0	0	0	0	0	0	0	0	0	0	0	1	0	.000

On base pct. .000 • Slugging pct. .000

#22 Peyton Lee - 2 appearances (All games)

Date	Opponent	GS	IP	H	R	ER	BB	SO	2B	3B	HR	WP	BK	HBP	IBB	Score	W-L	Sv	ERA	NP
Feb 16	vs Tarleton State	*	4.1	4	1	1	1	5	1	1	0	1	0	2	0	3-1	0-0	0	2.08	73
Feb 24	ARKANSAS STAT	*	2.0	6	6	6	0	2	0	0	2	0	0	1	0	4-12	0-1	0	9.95	38
Totals		2	6.1	10	7	7	1	7	1	1	2	1	0	3	0	7-13	0-1	0	9.95	-

#34 Joey Lorenzini - 1 appearance (All games)

Date	Opponent	GS	IP	H	R	ER	BB	SO	2B	3B	HR	WP	BK	HBP	IBB	Score	W-L	Sv	ERA	NP
Mar 03	ORAL ROBERTS		1.0	2	1	1	1	0	0	0	1	0	0	0	0	10-2	0-0	0	9.00	22
Totals		0	1.0	2	1	1	1	0	0	0	1	0	0	0	0	10-2	0-0	0	9.00	-

#28 Jordan Martin - 1 game (All games)

Date	Opponent	Pos	AB	R	H	RBI	2B	3B	HR	BB	SB	CS	HBP	SAC	SF	GDP	K	PO	A	E	Avg
Mar 03	ORAL ROBERTS	p	0	0	0	0	0	0	0	0	0	0	0	0	0	0	0	0	1	0	.000
Totals		0gs	0	0	0	0	0	0	0	0	0	0	0	0	0	0	0	0	1	0	.000

On base pct. .000 • Slugging pct. .000

#28 Jordan Martin - 1 appearance (All games)

Date	Opponent	GS	IP	H	R	ER	BB	SO	2B	3B	HR	WP	BK	HBP	IBB	Score	W-L	Sv	ERA	NP
Mar 03	ORAL ROBERTS		1.0	2	0	0	0	1	0	0	0	0	0	0	0	10-2	0-0	0	0.00	16
Totals		0	1.0	2	0	0	0	1	0	0	0	0	0	0	0	10-2	0-0	0	0.00	-

#33 Ethan McElvain - 1 game (All games)

Date	Opponent	Pos	AB	R	H	RBI	2B	3B	HR	BB	SB	CS	HBP	SAC	SF	GDP	K	PO	A	E	Avg
Feb 16	vs Tarleton State	p	0	0	0	0	0	0	0	0	0	0	0	0	0	0	0	0	0	1	.000
Totals		0gs	0	0	0	0	0	0	0	0	0	0	0	0	0	0	0	0	0	1	.000

On base pct. .000 • Slugging pct. .000

#33 Ethan McElvain - 4 appearances (All games)

Date	Opponent	GS	IP	H	R	ER	BB	SO	2B	3B	HR	WP	BK	HBP	IBB	Score	W-L	Sv	ERA	NP
Feb 16	vs Tarleton State		2.2	1	0	0	0	5	0	0	0	0	0	0	0	3-1	1-0	0	0.00	41
Feb 24	ARKANSAS STAT		2.0	0	0	0	1	2	0	0	0	0	0	0	0	4-12	1-0	0	0.00	39
Mar 03	ORAL ROBERTS		1.0	0	0	0	0	3	0	0	0	0	0	0	0	10-2	2-0	0	0.00	15
Mar 08	STETSON		2.0	1	0	0	1	3	0	0	0	0	0	0	0	1-4	2-0	0	0.00	28
Totals		0	7.2	2	0	0	2	13	0	0	0	0	0	0	0	18-19	2-0	0	0.00	-

#26 Tate McGuire - 1 game (All games)

Date	Opponent	Pos	AB	R	H	RBI	2B	3B	HR	BB	SB	CS	HBP	SAC	SF	GDP	K	PO	A	E	Avg
Feb 14	vs TCU	p	0	0	0	0	0	0	0	0	0	0	0	0	0	0	0	0	1	0	.000
Totals		0gs	0	0	0	0	0	0	0	0	0	0	0	0	0	0	0	0	1	0	.000

On base pct. .000 • Slugging pct. .000

#26 Tate McGuire - 4 appearances (All games)

Date	Opponent	GS	IP	H	R	ER	BB	SO	2B	3B	HR	WP	BK	HBP	IBB	Score	W-L	Sv	ERA	NP
Feb 14	vs TCU		5.0	0	0	0	0	4	0	0	0	0	0	0	0	4-5	0-0	0	0.00	60
Feb 24	ARKANSAS STAT		2.0	3	2	2	0	3	0	0	2	0	0	0	0	4-12	0-0	0	2.57	36
Mar 03	ORAL ROBERTS		2.0	0	0	0	0	2	0	0	0	0	0	0	0	10-2	0-0	0	2.00	26
Mar 09	STETSON		3.0	1	2	2	0	2	0	0	0	0	0	1	0	4-6	0-0	0	3.00	42
Totals		0	12.0	4	4	4	0	11	0	0	2	0	0	1	0	22-25	0-0	0	3.00	-

#4 Maika Niu - 17 games (All games)

Date	Opponent	Pos	AB	R	H	RBI	2B	3B	HR	BB	SB	CS	HBP	SAC	SF	GDP	K	PO	A	E	Avg
Feb 13	vs Oklahoma State	*of	5	1	2	4	0	0	1	0	0	0	0	0	0	0	3	0	0	0	.400
Feb 14	vs TCU	*of	4	1	0	1	0	0	0	1	0	0	0	0	0	0	3	2	0	0	.222
Feb 15	vs Texas Tech	*of	5	0	0	2	0	0	0	0	0	0	0	0	1	0	0	3	0	0	.143
Feb 16	vs Tarleton State	*of	4	0	2	1	0	0	0	0	0	0	0	0	0	0	0	1	0	0	.222
Feb 20	XAVIER	*of	3	0	0	0	0	0	0	0	0	0	0	0	0	1	2	2	0	0	.190
Feb 21	XAVIER	*of	3	1	0	0	0	0	0	1	1	0	0	0	0	0	1	2	0	0	.167
Feb 22	XAVIER	*of	4	1	1	0	1	0	0	0	0	0	0	0	0	0	1	0	0	0	.179
Feb 24	ARKANSAS STAT	*of	4	1	2	2	0	0	1	0	0	0	0	0	0	0	2	2	0	0	.219
Feb 25	ARKANSAS STAT	*of	4	0	2	0	0	0	0	0	0	0	0	0	0	0	1	2	0	0	.250
Feb 27	UT ARLINGTON	*of	4	0	0	0	0	0	0	0	0	0	0	0	0	0	1	4	0	0	.225
Feb 28	UT ARLINGTON	*of	4	2	2	3	0	0	1	0	0	0	0	0	0	0	0	3	0	0	.250
Mar 01	UT ARLINGTON	*of	3	1	1	1	0	0	0	1	1	0	0	0	0	0	1	2	0	0	.255
Mar 03	ORAL ROBERTS	*of	5	1	2	0	0	0	0	0	0	0	0	0	0	0	1	3	0	0	.269
Mar 06	STETSON	*of	3	2	1	1	1	0	0	1	0	0	0	0	0	0	1	3	0	0	.273
Mar 07	STETSON	*of	3	2	3	3	1	0	0	0	2	0	0	0	0	0	0	1	0	0	.310
Mar 08	STETSON	*of	4	0	2	0	0	0	0	0	1	0	0	0	0	0	0	2	0	0	.323
Mar 09	STETSON	*of	4	1	2	0	1	0	0	0	0	0	0	0	0	0	2	2	0	0	.333
Totals		17gs	66	14	22	18	4	0	3	4	5	0	0	0	1	1	19	34	0	0	.333

On base pct. .366 • Slugging pct. .530

#9 Alexander Peck - 5 games (All games)

Date	Opponent	Pos	AB	R	H	RBI	2B	3B	HR	BB	SB	CS	HBP	SAC	SF	GDP	K	PO	A	E	Avg
Feb 14	vs TCU	ph	1	0	0	0	0	0	0	0	0	0	0	0	0	0	0	0	0	0	.000
Feb 15	vs Texas Tech	*1b	2	0	0	0	0	0	0	0	0	0	0	0	0	0	1	1	0	0	.000
Feb 25	ARKANSAS STAT	ph	0	0	0	0	0	0	0	0	0	0	0	0	0	0	0	0	0	0	.000
Mar 01	UT ARLINGTON	ph/1	1	0	1	0	0	0	0	0	0	0	0	0	0	0	0	2	0	0	.250
Mar 03	ORAL ROBERTS	1b	1	0	0	0	0	0	0	0	0	0	0	0	0	0	0	2	0	0	.200
Totals		1gs	5	0	1	0	0	0	0	0	0	0	0	0	0	0	1	5	0	0	.200

On base pct. .200 • Slugging pct. .200

#5 TJ Pompey - 15 games (All games)

Date	Opponent	Pos	AB	R	H	RBI	2B	3B	HR	BB	SB	CS	HBP	SAC	SF	GDP	K	PO	A	E	Avg
Feb 13	vs Oklahoma State	*3b	3	0	2	1	0	0	0	0	0	1	0	0	1	0	1	1	0	0	.667
Feb 14	vs TCU	*3b	4	0	0	0	0	0	0	0	0	0	0	0	0	0	1	0	1	0	.286
Feb 15	vs Texas Tech	*3b	4	0	1	1	1	0	0	1	0	0	0	0	0	0	1	0	0	0	.273
Feb 16	vs Tarleton State	*3b	4	0	1	0	0	0	0	0	1	0	0	0	0	0	1	0	1	0	.267
Feb 20	XAVIER	*3b	2	1	0	0	0	0	0	0	0	0	1	0	0	0	2	2	0	0	.235
Feb 21	XAVIER	*3b	4	0	1	1	0	0	0	0	0	0	0	0	0	0	2	0	1	0	.238
Feb 22	XAVIER	*3b	3	0	0	0	0	0	0	1	0	0	0	0	0	0	3	0	3	0	.208
Feb 24	ARKANSAS STAT	*ss	4	1	1	0	0	0	0	0	0	0	0	0	0	0	2	3	2	0	.214
Feb 25	ARKANSAS STAT	*3b	4	0	0	0	0	0	0	0	0	0	0	0	0	0	2	0	3	0	.188
Feb 27	UT ARLINGTON	*3b	2	0	0	0	0	0	0	0	0	0	0	0	0	0	2	1	2	0	.176
Mar 03	ORAL ROBERTS	*3b	3	2	1	1	0	0	1	1	0	0	0	0	0	0	1	2	1	1	.189
Mar 06	STETSON	*3b	3	1	2	1	0	0	0	1	0	0	0	0	0	0	1	0	0	1	.225
Mar 07	STETSON	*ss	3	0	0	0	0	0	0	1	0	0	0	0	0	0	2	0	2	0	.209
Mar 08	STETSON	ss	1	0	0	0	0	0	0	0	0	0	0	0	0	0	1	1	0	0	.205
Mar 09	STETSON	*ss	4	0	0	0	0	0	0	0	0	0	0	0	0	0	4	2	4	0	.188
Totals		14gs	48	5	9	5	1	0	1	5	1	1	1	0	1	0	26	12	20	2	.188

On base pct. .273 • Slugging pct. .271

#18 Reese Robinett - 17 games (All games)

Date	Opponent	Pos	AB	R	H	RBI	2B	3B	HR	BB	SB	CS	HBP	SAC	SF	GDP	K	PO	A	E	Avg
Feb 13	vs Oklahoma State	*1b	4	0	1	0	0	0	0	0	0	0	0	0	0	0	0	3	2	0	.250
Feb 14	vs TCU	*1b	4	0	1	1	1	0	0	1	0	0	0	0	0	0	3	7	0	0	.250
Feb 15	vs Texas Tech	1b	3	0	1	0	0	0	0	0	1	0	0	0	0	0	0	7	0	0	.273
Feb 16	vs Tarleton State	*1b	4	0	2	1	2	0	0	0	0	0	0	0	0	0	0	7	0	0	.333
Feb 20	XAVIER	*1b	3	0	0	0	0	0	0	0	0	0	0	0	0	0	2	10	1	0	.278
Feb 21	XAVIER	*1b	3	0	2	1	0	0	0	1	0	0	0	0	0	0	0	9	0	0	.333
Feb 22	XAVIER	*1b	4	0	2	2	1	0	0	0	0	0	0	0	0	0	0	11	0	0	.360
Feb 24	ARKANSAS STAT	*1b	3	0	0	0	0	0	0	1	0	0	0	0	0	0	0	7	1	0	.321
Feb 25	ARKANSAS STAT	*1b	3	0	2	0	0	0	0	1	0	0	0	0	0	0	0	9	1	0	.355
Feb 27	UT ARLINGTON	*1b	4	0	1	1	1	0	0	0	0	0	0	0	0	1	1	8	0	0	.343
Feb 28	UT ARLINGTON	*1b	4	2	2	0	0	0	0	0	0	0	0	0	0	0	1	11	0	0	.359
Mar 01	UT ARLINGTON	*1b	3	0	0	0	0	0	0	0	0	0	0	0	0	0	0	6	0	0	.333
Mar 03	ORAL ROBERTS	*1b	3	0	0	0	0	0	0	1	0	0	0	0	0	0	1	5	0	0	.311
Mar 06	STETSON	*1b	3	1	1	0	0	0	0	1	0	0	0	0	0	0	0	6	1	0	.312
Mar 07	STETSON	*1b	3	2	1	0	0	0	0	1	0	0	0	0	0	0	2	5	0	0	.314
Mar 08	STETSON	*1b	4	0	0	0	0	0	0	0	0	0	0	0	0	0	1	12	0	0	.291
Mar 09	STETSON	*1b	3	1	2	2	0	0	1	0	0	0	1	0	0	0	0	12	0	0	.310
Totals		16gs	58	6	18	8	5	0	1	7	1	0	1	0	0	1	11	135	6	0	.310

On base pct. .394 • Slugging pct. .448

#42 Damian Ruiz - 14 games (All games)

Date	Opponent	Pos	AB	R	H	RBI	2B	3B	HR	BB	SB	CS	HBP	SAC	SF	GDP	K	PO	A	E	Avg
Feb 13	vs Oklahoma State	*of	3	1	1	0	0	0	0	0	0	0	0	0	0	0	1	1	0	0	.333
Feb 14	vs TCU	*of	2	1	2	0	0	0	0	1	1	0	1	0	0	0	0	1	0	0	.600
Feb 15	vs Texas Tech	*of	2	2	2	0	0	0	0	4	1	0	0	0	0	0	0	3	0	0	.714
Feb 16	vs Tarleton State	*of	3	1	1	0	0	0	0	1	0	0	0	0	0	0	1	2	0	0	.600
Feb 20	XAVIER	*of	4	0	0	0	0	0	0	0	0	0	0	0	0	0	1	0	0	0	.429
Feb 21	XAVIER	*of	3	0	1	0	0	0	0	0	0	0	0	0	0	0	2	0	0	0	.412
Feb 27	UT ARLINGTON	*of	4	0	0	0	0	0	0	0	0	0	0	0	0	0	3	0	0	0	.333
Feb 28	UT ARLINGTON	*of	4	1	2	1	0	0	0	0	1	0	1	0	0	1	0	1	0	0	.360
Mar 01	UT ARLINGTON	*of	3	1	1	1	0	0	0	1	1	0	0	0	0	0	0	0	0	0	.357
Mar 03	ORAL ROBERTS	*of	3	3	1	1	0	0	0	1	1	0	0	0	0	0	0	0	0	0	.355
Mar 06	STETSON	*of	5	0	2	0	1	0	0	0	0	0	0	0	0	0	1	2	0	0	.361
Mar 07	STETSON	*of/of	3	1	0	1	0	0	0	1	1	0	0	0	1	0	0	1	0	0	.333
Mar 08	STETSON	*of	4	1	2	0	1	0	0	0	0	0	0	0	0	0	0	1	0	0	.349
Mar 09	STETSON	*of	4	0	1	0	0	0	0	1	0	1	0	0	0	0	0	2	0	0	.340
Totals		14gs	47	12	16	4	2	0	0	10	6	1	2	0	1	1	9	14	0	0	.340

On base pct. .467 • Slugging pct. .383

#12 Carter Rutenbar - 10 games (All games)

Date	Opponent	Pos	AB	R	H	RBI	2B	3B	HR	BB	SB	CS	HBP	SAC	SF	GDP	K	PO	A	E	Avg
Feb 15	vs Texas Tech	*dh	5	0	1	0	0	0	0	0	0	0	0	0	0	0	3	0	0	0	.200
Feb 22	XAVIER	ph	0	1	0	0	0	0	0	1	0	0	0	0	0	0	0	0	0	0	.200
Feb 25	ARKANSAS STAT	ph	0	0	0	0	0	0	0	1	0	0	0	0	0	0	0	0	0	0	.200
Feb 27	UT ARLINGTON	ph	1	0	0	0	0	0	0	0	0	0	0	0	0	0	0	0	0	0	.167
Feb 28	UT ARLINGTON	c	0	0	0	0	0	0	0	0	0	0	0	0	0	0	0	1	0	0	.167
Mar 01	UT ARLINGTON	ph	1	0	1	1	0	0	0	0	0	0	0	0	0	0	0	0	0	0	.286
Mar 03	ORAL ROBERTS	c	1	0	0	0	0	0	0	0	0	0	0	0	0	0	0	4	0	0	.250
Mar 07	STETSON	pr/dh	2	1	1	0	1	0	0	0	0	0	0	0	0	0	0	0	0	0	.300
Mar 08	STETSON	*of	1	0	0	0	0	0	0	3	0	0	0	0	0	0	0	1	0	0	.273
Mar 09	STETSON	*dh	5	1	4	0	0	0	0	0	0	0	0	0	0	0	0	0	0	0	.438
Totals		3gs	16	3	7	1	1	0	0	5	0	0	0	0	0	0	3	6	0	0	.438

On base pct. .571 • Slugging pct. .500

#3 Nolan Souza - 15 games (All games)

Date	Opponent	Pos	AB	R	H	RBI	2B	3B	HR	BB	SB	CS	HBP	SAC	SF	GDP	K	PO	A	E	Avg
Feb 13	vs Oklahoma State	*dh	5	2	2	0	1	0	0	0	0	0	0	0	0	0	2	0	0	0	.400
Feb 14	vs TCU	*dh	5	0	0	0	0	0	0	0	0	0	0	0	0	0	3	0	0	0	.200
Feb 16	vs Tarleton State	*dh	4	0	0	1	0	0	0	0	0	1	0	0	0	0	1	0	0	0	.143
Feb 20	XAVIER	*dh	4	1	2	2	2	0	0	0	0	0	0	0	0	0	0	0	0	0	.222
Feb 21	XAVIER	*dh	5	0	0	0	0	0	0	0	0	0	0	0	0	0	2	0	0	0	.174
Feb 22	XAVIER	*dh	4	3	2	0	0	0	0	1	0	0	0	0	0	0	1	0	0	0	.222
Feb 24	ARKANSAS STAT	*3b	4	0	1	0	0	0	0	0	0	0	0	0	0	0	1	1	2	1	.226
Feb 25	ARKANSAS STAT	*2b	2	0	0	0	0	0	0	2	2	0	0	0	0	1	0	3	3	1	.212
Feb 27	UT ARLINGTON	*2b	3	0	0	0	0	0	0	0	0	0	0	0	0	0	0	2	4	0	.194
Feb 28	UT ARLINGTON	*3b	4	0	1	1	0	0	0	0	0	0	0	0	0	0	1	1	5	0	.200
Mar 01	UT ARLINGTON	*3b	4	0	0	0	0	0	0	0	0	0	0	0	0	0	1	0	2	0	.182
Mar 03	ORAL ROBERTS	ph/ss	2	0	0	0	0	0	0	0	0	0	0	0	0	0	1	0	0	0	.174
Mar 07	STETSON	*3b	3	1	2	3	0	0	0	1	0	1	0	0	0	0	0	0	3	0	.204
Mar 08	STETSON	*3b	3	0	0	0	0	0	0	0	0	0	0	1	0	0	2	0	2	0	.192
Mar 09	STETSON	*3b	4	0	1	1	1	0	0	0	0	0	0	0	0	0	0	1	4	0	.196
Totals		14gs	56	7	11	8	4	0	0	4	2	2	0	1	0	1	15	8	25	2	.196

On base pct. .250 • Slugging pct. .268

#17 Zack Stewart - 9 games (All games)

Date	Opponent	Pos	AB	R	H	RBI	2B	3B	HR	BB	SB	CS	HBP	SAC	SF	GDP	K	PO	A	E	Avg
Feb 16	vs Tarleton State	*of	1	0	0	0	0	0	0	0	0	0	0	0	0	0	1	2	0	0	.000
Feb 22	XAVIER	*of	4	1	2	1	0	0	1	0	0	0	0	0	0	0	2	2	0	0	.400
Feb 24	ARKANSAS STAT	*of	4	1	2	2	0	0	1	0	0	0	0	0	0	0	1	0	0	0	.444
Feb 25	ARKANSAS STAT	*dh	3	0	1	0	0	0	0	0	0	0	0	0	0	0	1	0	0	0	.417
Feb 28	UT ARLINGTON	*of	2	0	0	1	0	0	0	1	0	0	0	0	1	0	0	0	0	0	.357
Mar 01	UT ARLINGTON	*of	3	1	1	1	0	0	1	1	0	0	0	0	0	0	0	0	0	0	.353
Mar 03	ORAL ROBERTS	*dh	4	1	3	1	1	0	0	1	0	0	0	0	0	0	0	0	0	0	.429
Mar 06	STETSON	*of	3	0	0	0	0	0	0	1	0	0	0	0	0	0	1	3	0	0	.375
Mar 07	STETSON	*dh	2	1	2	0	0	0	0	0	0	0	1	0	0	0	0	0	0	0	.423
Totals		9gs	26	5	11	6	1	0	3	4	0	0	1	0	1	0	6	7	0	0	.423

On base pct. .500 • Slugging pct. .808

#16 Christian Turner - 13 games (All games)

Date	Opponent	Pos	AB	R	H	RBI	2B	3B	HR	BB	SB	CS	HBP	SAC	SF	GDP	K	PO	A	E	Avg
Feb 13	vs Oklahoma State	of	0	1	0	0	0	0	0	1	0	0	0	0	0	0	0	0	0	0	.000
Feb 14	vs TCU	of	0	0	0	0	0	0	0	0	0	0	0	0	0	0	0	1	0	0	.000
Feb 15	vs Texas Tech	*of	4	1	0	0	0	0	0	1	0	0	0	0	0	0	2	3	0	0	.000
Feb 16	vs Tarleton State	of	2	0	1	0	0	0	0	0	0	0	0	0	0	0	1	0	0	0	.167
Feb 21	XAVIER	of	2	0	1	0	0	0	0	0	0	0	0	0	0	0	1	1	0	0	.250
Feb 22	XAVIER	ph	1	0	0	0	0	0	0	0	0	0	0	0	0	0	1	0	0	0	.222
Feb 25	ARKANSAS STAT	*of	3	0	1	0	0	0	0	0	0	0	0	0	0	0	1	0	0	0	.250
Feb 27	UT ARLINGTON	ph	1	0	0	0	0	0	0	0	0	0	0	0	0	0	1	0	0	0	.231
Mar 01	UT ARLINGTON	of	0	1	0	0	0	0	0	1	0	0	0	0	0	0	0	0	0	0	.231
Mar 03	ORAL ROBERTS	ph/of	1	0	0	0	0	0	0	0	0	0	0	0	0	0	1	1	0	0	.214
Mar 07	STETSON	ph/of	1	1	1	0	0	0	0	0	0	0	0	0	0	0	0	1	0	0	.267
Mar 08	STETSON	ph	0	0	0	0	0	0	0	1	0	0	0	0	0	0	0	0	0	0	.267
Mar 09	STETSON	pr	0	0	0	0	0	0	0	0	0	0	0	0	0	0	0	0	0	0	.267
Totals		2gs	15	4	4	0	0	0	0	4	0	0	0	0	0	0	8	7	0	0	.267

On base pct. .421 • Slugging pct. .267

#19 Carson Willis - 1 game (All games)

Date	Opponent	Pos	AB	R	H	RBI	2B	3B	HR	BB	SB	CS	HBP	SAC	SF	GDP	K	PO	A	E	Avg
Feb 24	ARKANSAS STAT	*dh	3	0	0	0	0	0	0	1	0	0	0	0	0	0	0	0	0	0	.000
Totals		1gs	3	0	0	0	0	0	0	1	0	0	0	0	0	0	0	0	0	0	.000

On base pct. .250 • Slugging pct. .000

	Opponent	Score	Winning Pitcher	Losing Pitcher	Save	Attendance	Time
FEB.							
13	vs. Oklahoma State ^	W, 12-2 (8)	Gibler (1-0)	Barrett (0-1)		18,387	2:52
14	vs. #10 TCU ^	L, 5-4	James (1-0)	Dietz (0-1)	Franco (1)	22,384	3:00
15	vs. Texas Tech ^	W, 6-5 (11)	Eaves (1-0)	Bevis (0-1)		16,951	3:50
16	vs. Tarleton State #	W, 3-1	McElvain (1-0)	Bass (0-1)	Brissey (1)	1,258	2:39
20	Xavier	W, 5-2	Gaeckle (1-0)	Piech (0-1)	Gibler (1)	10,388	2:24
21	Xavier	W, 7-6	Eaves (2-0)	Poole (0-1)		9,829	2:48
22	Xavier	W, 11-0 (8)	Fisher (1-0)	DeTienne (0-2)		9,054	2:08
24	Arkansas State	L, 12-4	Foss (1-0)	Lee (0-1)	Garrison (1)	9,039	2:43
25	Arkansas State	W, 1-0	Eaves (1-0)	Maloney (0-1)	Coil (1)	9,122	2:40
27	UT Arlington	L, 4-3	Dygert (1-0)	Gaeckle (1-1)	Melville (1)	9,495	2:26
28	UT Arlington	W, 9-0	Dietz (1-1)	Skolfield (0-3)		10,997	2:11
MARCH							
1	UT Arlington	W, 11-1 (7)	Fisher (2-0)	Evans (0-1)		8,897	2:18
3	Oral Roberts	W, 10-2	McElvain (2-0)	Ruthardt (0-1)		8,899	2:57
6	Stetson	W, 7-1	Gaeckle (2-1)	Coppersmith (1-2)		8,901	2:53
7	Stetson	W, 13-1 (7)	Dietz (2-1)	Phillips (1-2)		9,747	2:28
8	Stetson	L, 4-1	Hartman (2-1)	Fisher (2-1)	Lepine (1)	9,047	2:34
9	Stetson	L, 6-4	Ball (1-0)	DeCremer (0-1)	Lepine (2)	8,713	2:53
13	#3 Mississippi State *						
14	#3 Mississippi State *						
15	#3 Mississippi State *						
17	Northern Colorado						
18	Northern Colorado						
20	at South Carolina *						
21	at South Carolina *						
22	at South Carolina *						
24	UCA						
27	Florida *						
28	Florida *						
29	Florida *						
31	Missouri State						
APRIL							
2	at Auburn *						
3	at Auburn *						
4	at Auburn *						
7	Little Rock						
10	at Alabama *						
11	at Alabama *						
12	at Alabama *						
14	UAPB @						
16	Georgia *						
17	Georgia *						
18	Georgia *						
21	Missouri State						
23	at Missouri *						
24	at Missouri *						
25	at Missouri *						
28	Northwestern State						
29	Northwestern State						
MAY							
1	Ole Miss *						
2	Ole Miss *						
3	Ole Miss *						
8	Oklahoma *						
9	Oklahoma *						
10	Oklahoma *						
14	at Kentucky *						
15	at Kentucky *						
16	at Kentucky *						

** SEC opponent*
^ Shriners Children's College Showdown (Globe Life Field in Arlington, Texas)
 # Amegy Bank College Baseball Series (Globe Life Field in Arlington, Texas)
@ Game played at CHI St. Vincent Field at Dickey-Stephens Park in North Little Rock, Ark.