ARKANSAS FOOTBALL

Saturday, Sept. 5, 2026 • 3:15 p.m. • SEC Network • Donald W. Reynolds Razorback Stadium (76,000) • Fayetteville, Ark.

SEC NETWORK
Dave Neal (play-by-play)
Cole Cubelic (analyst)
Tori Petry (reporter)

RAZORBACK/LEARFIELD RADIO NETWORK
Chuck Barrett (play-by-play)
Quinn Grovey (analyst)
Geno Bell (reporter)

SIRIUS XM RADIO
Channel 175 or 228
App 952

COACHING STAFF

ON THE FIELD (Year at Arkansas)
Ryan Silverfield - Head Coach (1st)
Chad Lunsford - Special Teams Coordinator (1st)
Deron Wilson - co-Defensive Coord./Secondary (3rd overall)
Kynjee' Cotton - Defensive Run Game Coord./Def. Line (1st)
Eddie Hicks - Cornerbacks (1st)
David Johnson - Assistant Head Coach/Running Backs (1st)
Marcus Johnson - Offensive Line (1st)
Jeff Myers - Run Game Coordinator/Offensive Line (1st)
Larry Smith - Wide Receivers (1st)
Mitch Stewart - Quarterbacks (1st)
Morgan Turner - Tight Ends (4th overall)
Landius Wilkerson - Defensive Line (1st)

IN THE BOOTH
Tim Cramsey - Offensive Coordinator (1st)
Ron Roberts - Defensive Coordinator (1st)

FOUR DOWNS

5

Ryan Silverfield, Memphis' head coach from 2019-25, is 5-2 against current SEC head coaches: 3-0 vs. Golesh (Auburn), 1-0 vs. Heupel (Tennessee), 1-1 vs. Sumrall (Florida), 0-1 vs. Drinkwitz (Missouri).

10

Ten of the Hogs' 12 regular-season opponents are ranked or receiving votes in the preseason AP Top 25: #3 Georgia, #5 Texas, #8 Texas A&M, #11 LSU, #20 Tennessee, #21 Utah, #25 Missouri, RV South Carolina, RV Vanderbilt, RV Auburn.

104

Arkansas boasts a 104-24-4 (.803) record in season openers. **Ryan Silverfield** is 5-1 in season openers as a head coach, including a lopsided 40-0 win over North Alabama in 2024 while at Memphis.

227

Arkansas has converted 227 consecutive extra points since 2020. The Hogs went a perfect 46-for-46 in 2021, 50-for-50 in 2022, 33-for-33 in 2023, 49-for-49 in 2024 and, most recently, 47-for-47 in 2025.

NORTH ALABAMA VS ARKANSAS

NORTH ALABAMA LIONS (1-0, 0-0 UAC)
FCS STATS/Coaches: NR/NR
Head Coach: Brent Dearmon (Bethel, '08)
Career Record: 19-28 (5th season)
Record at North Alabama: 9-27 (4th season)

ARKANSAS RAZORBACKS (0-0, 0-0 SEC)
AP/Coaches: NR/NR
Head Coach: Ryan Silverfield (Hampden-Sydney, '03)
Career Record: 50-25 (8th season)
Record at Arkansas: 0-0 (1st season)

THE RUNDOWN

• A new era of Arkansas football gets underway with **Ryan Silverfield** at the helm when the Razorbacks open their 133rd season in program history against North Alabama on Saturday, Sept. 5. Kickoff between the Hogs and Lions from inside Donald W. Reynolds Razorback Stadium is set for 3:15 p.m. on SEC Network.

• **Ryan Silverfield**, one of the nation's winningest coaches over the last three seasons, was named the 35th head coach of the Razorbacks on Nov. 30, 2025. Silverfield arrives on The Hill after spending a decade at Memphis, where he posted a 50-25 overall record as head coach from 2020-25, highlighted by double-digit win seasons in 2023 and 2024 as well as bowl berths in each of his six full seasons leading the program.

• **QB KJ Jackson** will march the Arkansas offense into the 2026 campaign after winning the quarterback job during fall camp. The Montgomery, Ala., native appeared in five games last year and completed 33-of-54 passes (61.1%) for 441 yards with three touchdowns and zero interceptions. Jackson, who made his first career start at quarterback in the 2025 season finale against Missouri and completed 11-of-17 passes for 126 yards and a touchdown, is set to become the first left-handed Arkansas quarterback to start a season opener since QB Barry Lunney Jr. in 1995.

• **RB Sutton Smith**, a transfer from Memphis, is expected to pace the Razorbacks' rushing attack. The Marietta, Ga., native will look to build upon his breakout 2025 campaign in which he produced his best season-to-date, running for 669 yards and seven touchdowns on 102 carries (6.6 avg.) with the Tigers.

• **WR Chris Marshall**, a Boise State transfer, is primed for a big season in the receiving game. The Missouri City, Texas, native is expected to be the Razorbacks' top pass catcher after he had 30 receptions for 574 yards and two touchdowns with the Broncos last year.

• **DL Quincy Rhodes Jr.** enters the 2026 campaign on the watch list for the Chuck Bednarik Award after leading the Hogs in both tackles for loss (15.5) and sacks (8.0) last season. The North Little Rock native's 15.5 tackles for loss, third most among SEC defenders last year, were the most by an Arkansas defender in a season since DL Trey Flowers (15.5) in 2015.

KJ **JACKSON**

PASSING
33/54 (61.1%)
441 YDS
3 TD/0 INT

SUTTON **SMITH**

RUSHING
102 ATT
669 YDS
7 TD

CHRIS **MARSHALL**

RECEIVING
30 REC
574 YDS
2 TD

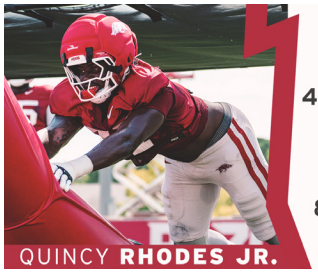

QUINCY **RHODES JR.**

DEFENSE
44 TACKLES
15.5 TFL
8.0 SACKS

SEP 5	SEP 12	SEP 19	SEP 26	OCT 3	OCT 10	OCT 17	OCT 31	NOV 7	NOV 14	NOV 21	NOV 28
NORTH ALABAMA	AT UTAH	GEORGIA	TULSA	AT TEXAS A&M	TENNESSEE	AT VANDERBILT	MISSOURI	AT AUBURN	SOUTH CAROLINA	AT TEXAS	LSU
3:15 PM	9:15 PM CT	11:00 AM	7:00 PM	FLEX 2:30-7:00 PM	FLEX 2:30-7:00 PM	FLEX 2:30-7:00 PM	FLEX 2:30-7:00 PM	EARLY 11:00 AM-NOON	FLEX 2:30-7:00 PM	AFTERNOON 2:30-3:30 PM	EARLY 11:00 AM-NOON
SEC NETWORK	ESPN	abc	SEC NETWORK+								

THE GAME: ARKANSAS vs. NORTH ALABAMA

INSIDE THE SERIES

All-Time Record: N/A
In Fayetteville: N/A
Most points scored by Arkansas: N/A
Most points scored by North Alabama: N/A
Largest margin of victory by Arkansas: N/A
Largest margin of victory by North Alabama: N/A
Longest win streak by Arkansas: N/A
Longest win streak by North Alabama: N/A

SERIES HISTORY

Date	UA/Opp Rank	Site	Result
Sept. 5, 2026		Fayetteville, Ark.	

100-YARD RUSHING GAMES (0)

Player	Date	Rushes	Yards	TDs

300-YARD PASSING GAMES (0)

Player	Date	C-A	Yards	TDs

100-YARD RECEIVING GAMES (0)

Player	Date	Rec.	Yards	TDs

TOTALS

100-Yard Rushing Games (Players): N/A
300-Yard Passing Games (Players): N/A
100-Yard Receiving Games (Players): N/A

STATISTICAL BREAKDOWN: ARKANSAS vs. UNA

Arkansas	Rank: SEC (FBS)	Category	North Alabama	Rank: UAC (FCS)
32.9	5 (23)	Scoring Offense	22.0	4 (74)
33.8	16 (127)	Scoring Defense	10.0	1 (19)
454.8	4 (13)	Total Offense	394.0	4 (51)
425.2	16 (120)	Total Defense	237.0	1 (19)
191.9	2 (28)	Rushing Offense	165.0	4 (48)
185.9	15 (114)	Rushing Defense	-8.0	1 (2)
262.9	5 (28)	Passing Offense	229.0	5 (56)
239.3	13 (103)	Passing Defense	245.0	3 (67)
22.4	5 (38)	Kickoff Return Avg.	19.5	2 (53)
7.3	14 (88)	Punt Return Avg.	0.00	4 (75)
28:59	11 (96)	Time of Possession	32:54	2 (32)
.479	3 (14)	3rd Down Conv. Pct.	.438	3 (41)
.447	16 (119)	3rd Down Conv. Pct. Defense	.313	3 (39)
39.5	9 (62)	Net Punting	38.9	3 (50)
-0.92	16 (123)	Turnover Margin	1.00	1 (22)
3	15 (117)	Fumbles Recovered	3	–
9	16 (111)	Fumbles Lost	0	1 (1)
6	15 (103)	Passes Intercepted	1	2 (20)
9	16 (121)	Turnovers Gained	1	2 (42)
20	15 (100)	Turnovers Lost	0	1 (1)
143.5	8 (43)	Passing Efficiency	187.0	3 (14)
151.9	16 (123)	Pass Efficiency Defense	123.9	3 (47)
7.8	14 (128)	Fewest Penalties Per Game	10.0	5 (94)
67.0	15 (124)	Fewest Yards Penalized Per Game	78.0	5 (87)
1.8	13 (86)	Sacks	6.0	1 (2)
2.4	12 (105)	Sacks Allowed	2.0	4 (64)
5.4	11 (69)	Tackles for Loss	13.0	1 (2)
5.2	7 (57)	Tackles for Loss Allowed	10.0	5 (97)
278	9 (45)	First Downs	15	6 (91)
286	14 (118)	First Downs Allowed	10	1 (7)
.917	2 (12)	Red Zone Offense	.667	4 (76)
.887	14 (116)	Red Zone Defense	.500	1 (15)

INDIVIDUAL STATS

ARKANSAS (2025)

Rushing	Att.	Yds.	Avg.	TD
Mike Washington Jr.	167	1,070	6.4	8
Taylen Green	139	777	5.6	8
Braylen Russell	55	286	5.2	5

Passing	Comp.	Att.	Yds.	TD/INT
Taylen Green	198	326	2,714	19/11
KJ Jackson	33	54	441	3/0

Receiving	Rec.	Yds.	Avg.	TD
O'Mega Blake	58	769	13.3	5
Raylen Sharpe	41	592	14.4	3
Mike Washington Jr.	28	226	8.1	1
CJ Brown	28	319	11.4	3
Jaden Platt	21	296	14.1	2
Rohan Jones	19	519	27.3	4

Punting	No.	Yds.	Avg.	Long
Devin Bale	34	1,552	45.6	62

Punt Returns	No.	Yds.	Avg.	TD	Long
Kam Shanks	16	93	5.8	0	26

Kickoff Returns	No.	Yds.	Avg.	TD	Long
Rodney Hill	10	240	24.0	0	29

Scoring	TD	FG	PAT	Total
Scott Starzyk	-	14-18	47-47	89
Mike Washington Jr.	9	-	-	54

Tackles	UT-AT	TT	TFL	Other
Xavian Sorey Jr.	36-45	81	7.5-27	2.5 SK, 1 INT
Stephen Dix Jr.	29-50	49	4.0-11	1.0 SK
Larry Worth III	37-27	64	0.5-0	1 PBU
Caleb Wooden	39-20	59	3.0-5	3 PBU

NORTH ALABAMA (2026)

Rushing	Att.	Yds.	Avg.	TD
Jalen Fletcher	11	79	7.2	0
Chris McMillian	12	39	3.3	0
Roderick Taylor Jr.	6	38	6.3	1
Destin Wade	13	18	1.4	0

Passing	Comp.	Att.	Yds.	TD/INT
Destin Wade	13	19	229	1/0

Receiving	Rec.	Yds.	Avg.	TD
Xavier Johnson	5	129	25.8	1
Snap Reed	4	61	15.3	0
Jaylon Calhoun	1	14	14.0	0
Noah Gregg	1	14	14.0	0
Ethan Abberger	1	7	7.0	0
Chris McMillian	1	4	4.0	0

Punting	No.	Yds.	Avg.	Long
Charles Mulcahy	6	279	46.5	66

Punt Returns	No.	Yds.	Avg.	TD	Long
N/A					

Kickoff Returns	No.	Yds.	Avg.	TD	Long
Ethan Abberger	2	39	19.5	0	23

Scoring	TD	FG	PAT	Points
Xavier Johnson	1	-	-	6
Roderick Taylor Jr.	1	-	-	6

Tackles	UT-AT	TT	TFL	Other
Cayden Adkins	2-3	5	2.0-18	2.0 SK, 1 FF
DJ Dixon	1-3	4	-	-
Kamore Harris	2-2	4	1.5-9	0.5 SK
Avery Howard	3-1	4	1.5-7	0.5 SK

GAME 1: UNA

LAST MEETING: N/A

IN DEPTH CHART: OFFENSE

WR

6 Chris Marshall ››› 6-3, 213, 5th

Transfer from Boise State ... Played in 11 games with 5 starts for Broncos, catching 30 passes for 574 yards and 2 TDs ... Started his career at Texas A&M, played in 6 games in 2022 ... 4-star recruit out of Ft. Bend Marshall HS.

	REC	YDS	TD
2026	-	-	-
2025 BSU	30	574	2
2024 BSU	3	13	0
2023 KC	21	449	5
2022 TAM	11	108	0
Totals	65	1144	7

19 Antonio Jordan ››› 6-6, 228, So. -OR- 1 Courtney Crutchfield ››› 6-2, 187, Jr.

Jordan the most recent in a long line of Warren HS WRs at Arkansas ... Crutchfield transferred in from MIZ after a stellar career at Pine Bluff HS ... Rated No. 2 recruit in Arkansas and the overall No. 51 prospect as a 4-star recruit.

Crutchfield	REC	YDS	TD
2026	-	-	-
2025	1	26	0
2024 MIZ	0	0	0
Totals	1	26	0

WR

9 Jamari Hawkins ››› 5-10, 188, 5th

Transfer from Memphis ... Caught 38 passes for 623 yards and 2 TDs for Tigers in 2025, ranking 2nd on team in yards and receptions ... Returned 3 kicks for 91 yards.

	REC	YDS	TD
2026	-	-	-
2025 MEM	38	623	2
2024 MEM	3	24	0
2023 MEM	0	0	0
Totals	41	647	2

-OR- 4 Ismael Cisse ››› 6-0, 198, Sr.

Missed 2025 season with a wrist injury after transferring from Stanford ... Played in 12 games with 5 starts in 2024 for Cardinal with 26 catches for 241 yards and 2 TDs ... No. 5 recruit from state of Colorado.

	REC	YDS	TD
2026	-	-	-
2025	- Did not play - Injured -		
2024 STAN	26	241	2
2023 STAN	0	0	0
Totals	26	241	2

LT

75 Kavion Broussard ››› 6-6, 312, Jr.

Started 1 game and played in 6 in his first season at Arkansas ... Transfer from Ole Miss ... 4-star prospect out of Zachary HS in New Iberia, La. ... Was a Top 50 OL nationally in his recruiting class.

	GP	GS
2026	-	-
2025	6	1
2024 OM	0	0
Totals	6	1

79 Josiah Clemons ››› 6-7, 341, So.

Transfer from Memphis ... Redshirted in his lone season with Tigers ... No. 27 recruit in Mississippi and No. 94 offensive tackle out of Madison Central HS in Clinton, Miss.

	GP	GS
2026	-	-
2025 MEM	0	0
Totals	0	0

LG

71 Malachi Breland ››› 6-5, 334, Sr.

Transfer from Memphis ... Started all 12 games at left guard for the Tigers, logging 845 snaps, allowing just 1 sack and committing just 4 penalties ... Played in 10 games with 7 starts as a redshirt freshman in 2024.

	GP	GS
2026	-	-
2025 MEM	12	12
2024 MEM	10	7
2023 MEM	0	0
Totals	22	19

74 Terence Roberson Jr. ››› 6-6, 322, Jr.

Transfer from Ouachita Baptist in Arkadelphia, Ark. ... Earned 2nd team All-Great American Conference honors in 2025 ... Played at Warren HS in Arkansas, where he was salutatorian of his class and teammates with WR Antonio Jordan.

	GP	GS
2026	-	-
2025 OBU	11	11
2024 OBU	3	0
Totals	14	11

C

52 Caden Kitler ››› 6-3, 303, 5th

Started all 11 games he appeared in first season at Arkansas ... Repped Hogs at SEC Media Days ... Transfer from UCF ... Started 11 games in 2024 ... Father is a professional chef ... Played hockey growing up.

	GP	GS
2026	-	-
2025	10	10
2024 UCF	11	11
2023 UCF	5	1
2022 UCF	1	0
Totals	27	22

53 Kash Courtney ››› 6-4, 301, So.

First career start vs. MSU in 2025, seeing action in 3 total games ... 3-star recruit out of Carthage HS in Carthage, Texas ... Participated in Navy All-American Bowl ... Rated the No. 57 OL nationally in his recruiting class.

	GP	GS
2026	-	-
2025	3	1
Totals	3	1

RG

50 Kobe Branham ››› 6-5, 336, Jr.

Started all 12 games at right guard as a redshirt freshman in 2025 ... Earned time in 5 games as a freshman in 2024, including a start in Liberty Bowl ... A 3-star prospect out of Fort Smith Southside HS in Fort Smith, Ark.

	GP	GS
2026	-	-
2025	12	12
2024	5	1
Totals	17	13

73 Brooks Edmonson ››› 6-4, 313, 5th

Played in 11 games in 2023 ... Walk-on from Bryant (Ark.) HS, where he helped Hornets to 42 straight wins and 4 state titles ... Originally committed to Princeton.

	GP	GS
2026		
2025		
2024	6	0
2023	11	0
Totals	17	0

RT

64 Bryant Williams ››› 6-7, 335, 5th

Transfer from Louisiana ... Started 11 games for Cajuns in 2025 and did not allow a sack for offense that also ranked 31st nationally in rushing ypg ... 3-star recruit and 1st team All-District player out of Grand Lake HS.

	GP	GS
2026	-	-
2025 UL	11	11
2024 UL	12	3
2023 UL	13	1
Totals	36	15

54 Adam Hawkes ››› 6-6, 306, Jr.

Transfer from Oregon State ... Played in 6 games with 2 starts for Beavers in 2025 ... Moved to tackle as a senior in high school after playing entire career as a defensive end.

	GP	GS
2026	-	-
2025 OSU	6	2
2024 OSU	0	0
Totals	6	2

QB

7 KJ Jackson ››› 6-4, 225, Jr.

Won QB1 job during preseason camp ... Earned first career start vs. Missouri 11/29/26 ... A 4-star recruit from Montgomery, Ala. ... Rated the No. 18 QB in the nation after passing for 130 TDs in his high school career at St. James School.

	C-A-I	YDS	TD
2026	-	-	-
2025	33-54-0	441	3
2024	4-4-0	59	0
Totals	37-58-0	500	3

2 AJ Hill ››› 6-4, 232, So.

Transfer from Memphis ... Redshirted during his first season, playing in 2 games ... Completed 19-of-32 passes for 223 yards with 1 TD, 1 INT ... Made his collegiate debut at UAB ... 4-star QB was No. 5 QB in nation according to ESPN.

	C-A-I	YDS	TD
2026	-	-	-
2025 MEM	19-32-1	223	1
Totals	19-32-1	223	1

RB

5 Sutton Smith ››› 5-9, 196, 5th

Transfer from Memphis ... Produced career-best season playing in 12 games with 669 rushing yards and 7 TDs on 102 carries ... Played 1 games in 2024 after suffering season-ending injury ... Paul Hornung Award watch list.

	ATT	YDS	TD
2026	-	-	-
2025 MEM	102	669	7
2024 MEM	3	7	0
2023 MEM	63	305	2
2022 MEM	29	135	2
Total	197	1116	11

0 Braylen Russell ››› 6-1, 228, Jr.

Played in 9 games with 1 start in 2025, ran for 286 yards with 5 TDs on 55 carries ... Earned SEC Freshman of the Week honors after running for career-best 175 yards in win at Mississippi State (2024) ... 4-star recruit out of Benton, Ark.

	ATT	YDS	TD
2026	-	-	-
2025	55	286	5
2024	67	354	3
Totals	122	640	8

TE

83 Jaden Platt ››› 6-5, 255, Sr.

Started 11 games and played in all 12 in first season at Arkansas, catching 21 passes for 296 yards ... Transfer from Texas A&M, caught 2 passes for 52 yards with 1 TD in 2023 ... 4-star recruit out of Eaton HS in Haslet, Texas.

	REC	YDS	TD
2025	21	296	2
2023 TAMU	2	52	1
Totals	23	348	3

85 Ty Lockwood ››› 6-4, 246, Sr.

Transfer from Boston College ... Played in all 12 games for Eagles, catching 2 passes for 30 yards ... Former 4-star recruit signed with Alabama out of high school.

	REC	YDS	TD
2026	-	-	-
2025 BC	2	30	0
2024 ALA	1	5	0
2023 ALA	0	0	0
Totals	3	35	0

WR

3 CJ Brown /// 6-1, 195, Jr.

2 TDs vs. AAMU in 2025 season opener ... Career-best 290 yards and 26 receptions as a sophomore in 2025, starting 10 games ... A 3-star prospect and No. 8 overall prospect in the state of Arkansas.

	REC	YDS	TD
2026	-	-	-
2025	26	290	3
2024	5	62	0
Totals	31	352	3

8 Donovan Faupel /// 6-1, 201, Sr.

Transfer from New Mexico State ... Earned 2nd team All-CUSA after catching 61 passes for 661 yards and 7 TDs in 2025 ... Played in 7 games with 1 starts in 2024 after appearing in 11 games as a freshman in 2023.

	REC	YDS	TD
2026	-	-	-
2025 NMS	61	661	7
2024 NMS	3	48	1
2023 NMS	8	98	0
Totals	72	807	8

IN DEPTH CHART: DEFENSE

DE

	U-A-T	TFL	SACK
2026	-	-	-
2025	28-16-44	15.5	8.0
2024	7-9-16	2.0	1.0
2023	1-0-1	0.0	0.0
Totals	33-25-60	17.5	9.0

97 Quincy Rhodes Jr. ⋙ 6-6, 273, Sr.

Preseason 2nd team All-SEC (AP, Coaches) ... Started 11 of 12 games in 2025 with a team-best 15.5 TFLs & 8 sacks to earn 2nd team All-SEC ... Played in 12 games with 1 start in 2024 ... 4-star recruit out of N. Little Rock HS in N. Little Rock, Ark.

	U-A-T	TFL	SACK
2026	-	-	-
2025 ORE	1-0-1	0.0	0.0
2024 ORE	0-1-1	0.0	0.0
Totals	1-1-2	0.0	0.0

88 Xadavian Sims ⋙ 6-3, 308, Jr.

Transfer from Oregon ... Played in 2 games for Ducks in 2025, making one tackle ... 4-star recruit out of Durant HS in Oklahoma ... No. 27 DE in his class ... High school teammates with freshman Colton Yarbrough.

NT

	U-A-T	TFL	SACK
2026	-	-	-
2025	1-3-4	1.0	0.0
2024 ACU	21-43-64	9.5	1.0
2023 ACU	4-6-10	0.0	0.0
2022	3-7-10	1.0	1.0
Totals	29-59-88	11.5	2.0

92 David Oke ⋙ 6-2 , 298, 5th

Missed most of 2025 season with an injury after transferring from Abilene Christian ... Played 3 games in his first season at Arkansas ... Logged 63 tackles, including 9.5 TFLs at Abilene Christian in 2024 ... From Lagos, Nigeria.

	U-A-T	TFL	SACK
2026	-	-	-
2025 USC	3-1-4	0.0	0.0
2024 USC	0-0-0	0.0	0.0
Totals	3-1-4	0.0	0.0

-OR- 91 Carlon Jones ⋙ 6-2, 327, Jr.

Transfer from USC ... Made 4 tackles across 8 games with Trojans in 2025 after redshirting in his first season ... 4-star recruit out of Bay City HS, No. 17 DL in his class and No. 36 player in Texas.

DT

	U-A-T	TFL	SACK
2026	-	-	-
2025 UVA	4-11-15	2.0	1.0
2024 ALA	0-3-3	0.0	0.0
Totals	4-14-18	2.0	1.0

0 Hunter Osborne ⋙ 6-4, 313, Sr.

Transferred from Virginia after beginning his career at Alabama ... Played in all 14 games for the Cavs in 2025, making 15 tackles with 2 TFLs, 1 sack ... 4-star recruit with over 50 D1 offers, No. 19 DL in the nation.

ASB	U-A-T	TFL	SACK
2026	-	-	-
2025 CCC	10-19-29	8.0	2.5
2024 IWC	7-2-9	2.0	0.0
Totals	17-21-38	10.0	2.5

28 Trajen Odom ⋙ 6-3, 297, So. -OR- 55 Antonio Sandel-Bascomb ⋙ 6-3, 315, Sr.

Odom is transfer from Ohio State ... Played in 2 games as a Buckeye ... 4-star recruit out of North Carolina ... Sandel-Bascomb is transfer from Coffeyville CC after starting career at Iowa Western CC.

JACK

	U-A-T	TFL	SACK
2026	-	-	-
2025 UK	8-3-11	4.5	3.5
2024 UK	4-1-5	2.0	1.0
Totals	12-4-16	6.5	4.5

35 Steven Soles Jr. ⋙ 6-2, 237, Jr.

Transfer from Kentucky ... Played in 11 games for Cats, making 11 tackles with 4.5 TFLs and 3.5 sacks with 2 FF in 2025 ... Saw action in 11 games as a freshman in 2024, logged 5 tackles with 2 TFLs, 1 sack.

	U-A-T	TFL	SACK
2026	-	-	-
2025	4-5-9	1.0	0.0
2024	2-0-2	0.0	0.0
Totals	6-5-11	1.0	0.0

9 Charlie Collins ⋙ 6-5, 233, Jr.

Started 3 games, saw action in 9 games with 9 tackles, including 1 TFL ... Played in all 13 games as a true freshman, primarily on special teams ... No. 1 overall prospect in Arkansas according to On3 and Rivals.

LB

	U-A-T	TFL	SACK
2026	-	-	-
2025	24-26-50	5.0	2.0
2024	4-8-12	2.5	1.0
Totals	28-34-62	7.5	3.0

7 Bradley Shaw ⋙ 6-1, 229, Jr.

Started 7 games and played in all 12, making 50 tackles with 5 TFLs, 2 sacks ... Played in 12 games as a true freshman, making 12 tackles ... A 4-star prospect out of Hoover HS where he was the No. 101 player in the Top247 rankings.

Bogle	U-A-T	TFL	SACK
2026	-	-	-
2025 WV	19-18-37	5.0	3.0
2024 SIU	28-59-87	16.5	5.5
2023 SIU	16-16-32	3.5	2.0
2022 SIU	0-0-0	0.0	0.0
Totals	63-93-156	25.0	10.5

44 Ben Bogle ⋙ 6-1, 226, 5th -OR- 42 Jeremy Evans ⋙ 6-1, 229, 5th

Bogle is transfer from West Virginia after beginning his career at S. Illinois ... Played in all 12 games for WVU in 2025 ... FCS All-American at S. Illinois ... Evans is transfer from Baylor, where played in 10 games in 2025 with 7 tackles.

LB

	U-A-T	TFL	SACK
2026	-	-	-
2025 HOW	26-23-49	11.0	4.5
2024 HOW	7-4-11	3.0	1.0
Totals	33-27-60	14.0	5.5

25 Ja'Quavion Smith ⋙ 6-1, 229, Jr.

Transfer from Howard ... Started 11 games and played in 12 for Bison, making 49 tackles with 11 TFLs and 4.5 sacks ... Recorded at least 1 TFL in 7 games ... Logged time in 10 games as a freshman in 2024.

Jackson	U-A-T	TFL	SACK
2026	-	-	-
2025 BAY	2-9-11	0.0	0.0
2024 FSU	29-19-48	6.5	4.0
2023 FSU	21-12-33	2.5	1.0
2022 FSU	1-0-1	0.0	0.0
Totals	63-48-111	9.0	5.0

8 Phoenix Jackson ⋙ 6-0, 221, 5th -OR- 10 Wyatt Simmons ⋙ 6-3, 226, Jr.

Jackson is a transfer from Baylor, started career at Fresno State ... Played in 3 games after suffering season-ending injury in 2025 ... Simmons made 17 tackles in 12 games in 2025 ... No. 5 prospect in Arkansas out of Harding Academy.

CB

	U-A-T	TFL	INT
2026	-	-	-
2025 TUL	32-10-42	1.0	4
2024 TUL	2-2-4	0.0	0
2023 TUL	0-0-0	0.0	0
Totals	34-12-46	1.0	4

20 Joker Johnson ⋙ 6-0, 195, Sr.

Transfer from Tulane ... Started all 14 games for CFP Wave with a team-high 834 defensive snaps, making 42 tackles with 4 INTs to earn All-AAC Honorable Mention ... Played in 14 games in 2024 after redshirting in 2023.

	U-A-T	TFL	INT
2026	-	-	-
2025 HCC	13-5-18	1.5	2
Totals	13-5-18	1.5	2

17 DJ Hairston ⋙ 6-2, 176, So.

Transfer from Hinds CC ... Played in 9 games, making 18 tackles with 1.5 TFLs and 2 INTs ... Picked off passes vs. Gulf Coast and East Mississippi CC.

S

	U-A-T	TFL	INT
2026	-	-	-
2025	26-26-52	1.0	1
2024	13-7-20	0.5	1
2023 UF	19-18-37	0.5	1
2022 UF	8-7-15	1.0	0
Totals	66-58-124	3.0	3

24 Miguel Mitchell ⋙ 6-1, 219, 5th

Started 3 games and played in all 12 games in 2025 ... Redshirted in 2024, playing in 5 games with 20 tackles, 1 INT ... Transfer from FLA, played in 24 games, 9 starts including 8 starts in 2023.

	U-A-T	TFL	INT
2026	-	-	-
2025 WG	36-6-42	0.0	2
2024 WG	21-9-30	0.0	0
2023 EKU	6-2-8	0.0	1
2022 EKU	0-0-0	0.0	0
Totals	63-17-80	0.0	3

14 Kyeaure Magloire ⋙ 6-3, 210, 5th

Transfer from West Georgia after starting career at Eastern Kentucky ... Played in 11 games, making 42 tackles with 2 INTs, 1 FF ... Played in 14 games for Colonels his first 2 seasons before transferring to West Georgia.

FS

	U-A-T	TFL	INT
2026	-	-	-
2025 CIN	40-26-66	2.5	1
2024 UT	12-8-20	2.5	0
2023 UT	2-0-2	0.0	0
2022 UT	5-4-9	0.5	0
Totals	59-38-97	5.5	1

1 Christian Harrison ⋙ 6-0, 202, 5th

Transfer from Cincinnati after playing at Tennessee for his first three seasons ... Started all 12 games at safety for the Bearcats in 2025, making 66 tackles with 2.5 TFLs, 1 INT ... Played in 25 games with 4 starts for Vols over 3 seasons.

	U-A-T	TFL	INT
2026	-	-	
Totals	0-0-0	0.0	0

22 Tay Lockett ⋙ 6-0, 185, Fr.

3-star recruit out of Conway HS in Arkansas after transferring from University City HS in San Diego, Calif. ... No. 10 prospect in Arkansas ... 1 of 2 freshmen (Danny Beale) to make initial depth chart.

CB

	U-A-T	TFL	INT
2026	-	-	-
2025 CU	5-2-7	0.0	0
2024 CU	7-5-12	0.0	0
2023 CU	9-1-10	0.0	2
Totals	21-8-29	0.0	2

2 Shelton Lewis ⋙ 6-2, 204, Sr.

Transfer from Clemson ... Played in 4 games in 2025 with 7 tackles ... Started 4 games and appeared in 10 in 2024 ... 1 of 6 Clemson freshmen to play in all 13 games in 2023 ... 3-star recruit out of Stockbridge HS in Atlanta.

	U-A-T	TFL	INT
2026	-	-	-
2025 UM	17-4-21	1.0	3
2024 UM	8-2-10	0.0	0
Totals	25-6-31	1.0	3

-OR- 4 La'khi Roland ⋙ 6-2, 195, Jr.

Transfer from Maryland ... Led Terps with 3 interceptions in 2025, making 21 tackles with 1 TFL ... Played in 6 games as a true freshman, making 10 tackles in 2024.

STAR

	U-A-T	TFL	INT
2026	-	-	-
2025 UNC	46-35-81	2.5	1
2024 UW	19-16-35	1.0	1
Totals	65-51-116	3.5	2

6 Khmori House ⋙ 6-1, 202, Jr.

Transfer from North Carolina after playing his first season at Washington ... Led Tar Heels with 81 tackles in 12 starts as a LB earning All-ACC Honorable Mention ... Freshman All-American at UW, starting 4 games with 35 tackles.

	U-A-T	TFL	INT
2026	-	-	-
2025 COL	23-15-38	0.0	0
2024 COL	33-10-43	0.5	0
2023 COL	11-0-11	1.5	0
Totals	67-25-92	1.5	0

13 Carter Stoutmire ⋙ 5-11, 216, Sr.

Transfer from Colorado ... Started 7 games and played in 8 for Buffs in 2025, making 38 tackles with 1 forced fumble ... Played in 13 games with 7 starts across S and NB, recording 42 tackles ... Dad (Omar) played in NFL 1997-2007.

RAZORBACK TRENDS

	2026	Streak	Silverfield
Overall	0-0	L10	0-0
At Home	0-0	L5	0-0
On the Road	0-0	L6	0-0
Neutral	0-0	W1	0-0
August	0-0	W4	0-0
September	0-0	L3	0-0
October	0-0	L3	0-0
November	0-0	L5	0-0
December/January	0-0	W3	0-0
vs. SEC	0-0	L11	0-0
vs. Non-Conference	0-0	L2	0-0
vs. Ranked Opponents	0-0	L9	0-0
Record in Games...			
Decided by 7 pts or less	0-0	L7	0-0
Decided by 3 pts or less	0-0	L5	0-0
During the day	0-0	L9	0-0
At night	0-0	L1	0-0
Record When Scoring...			
Less than 21 points	0-0	L4	0-0
21+ points	0-0	L8	0-0
30+ points	0-0	L6	0-0
40+ points	0-0	L1	0-0
50+ points	0-0	W7	0-0
60+ points	0-0	W1	0-0
70+ points	0-0	W1	0-0
Record When Allowing...			
Less than 14 points	0-0	W3	0-0
Less than 21 points	0-0	W3	0-0
21+ points	0-0	L10	0-0
Record When...			
Scoring first	0-0	L6	0-0
Opponents score first	0-0	L8	0-0
Leading after the 1Q	0-0	L2	0-0
Trailing after the 1Q	0-0	L10	0-0
Tied after the 1Q	0-0	L2	0-0
Leading at halftime	0-0	L4	0-0
Trailing at halftime	0-0	L18	0-0
Tied at halftime	0-0	L3	0-0
Leading after the 3Q	0-0	L4	0-0
Trailing after the 3Q	0-0	L9	0-0
Tied after the 3Q	0-0	L3	0-0
In overtime games	0-0	L1	0-0
Record With...			
Less than 400 yards total offense	0-0	L8	0-0
400+ yards total offense	0-0	L6	0-0
500+ yards total offense	0-0	L4	0-0
600+ yards total offense	0-0	W2	0-0
Less than 100 yards rushing	0-0	L8	0-0
100+ yards rushing	0-0	L8	0-0
200+ yards rushing	0-0	L4	0-0
300+ yards rushing	0-0	W6	0-0
Less than 200 yards passing	0-0	L4	0-0
200+ yards passing	0-0	L7	0-0
300+ yards passing	0-0	L3	0-0
400+ yards passing	0-0	L1	0-0
A 300-yard passer	0-0	L2	0-0
A 100-yard rusher	0-0	L5	0-0
Record When Allowing...			
Less than 200 total yards	0-0	W7	0-0
200+ total yards	0-0	L10	0-0
300+ total yards	0-0	L10	0-0
400+ total yards	0-0	L6	0-0
Less than 100 rush yards	0-0	L1	0-0
100+ rush yards	0-0	L9	0-0
200+ rush yards	0-0	L6	0-0
Less than 200 pass yards	0-0	L3	0-0
200+ pass yards	0-0	L7	0-0
300+ pass yards	0-0	L4	0-0
400+ pass yards	0-0	L2	0-0
A 300-yard passer	0-0	L4	0-0
A 100-yard rusher	0-0	L4	0-0
Record When Having...			
No turnovers	0-0	L3	0-0
Less than 3 turnovers	0-0	L6	0-0
3 or more turnovers	0-0	L4	0-0
No takeaways	0-0	L10	0-0
Less than 3 takeaways	0-0	L6	0-0
3 or more takeaways	0-0	W2	0-0
Win turnover battle	0-0	L2	0-0
Lost turnover battle	0-0	L8	0-0
Turnovers even	0-0	L1	0-0
More than 30:00 TOP	0-0	L4	0-0
Less than 30:00 TOP	0-0	L6	0-0

RAZORBACK NOTEBOOK

THE SILVERFIELD ERA

- **Ryan Silverfield**, one of the nation's winningest coaches over the last three seasons, was named the 35th head coach of the Razorbacks on Nov. 30, 2025. Silverfield arrives on The Hill after a decade at Memphis, where he went 50-25 overall as head coach from 2020-25, highlighted by double-digit win seasons in 2023 and 2024, bowl berths in each of his six full seasons leading the program and a 5-2 record against current SEC head coaches: 3-0 vs. Golesh (Auburn), 1-0 vs. Heupel (Tennessee), 1-1 vs. Sumrall (Florida), 0-1 vs. Drinkwitz (Missouri).
- Led by Silverfield, Arkansas' new coaching staff boasts over 207 combined years of full-time experience at the collegiate and professional level. Arkansas' staff features three assistant coaches who have served as head coaches at the FBS and FCS levels, including **special teams coordinator Chad Lunsford** (Georgia Southern head coach from 2018-21), **defensive coordinator Ron Roberts** (Southeastern Louisiana head coach from 2012-17), and **quarterbacks coach Mitch Stewart** (Murray State head coach from 2015-19).

IN WITH THE NEW

- Along with a new coaching staff, Arkansas' roster features 81 newcomers, including 36 new offensive players, 40 new defensive players and five new specialists. The Razorbacks return just 40 players from last season, including 22 returning offensive players, 15 returning defensive players and three returning specialists.

Roster Breakdown
Newcomers - 81
Returners - 40
Total - 121

Offensive Newcomers (36)
2 AJ Hill QB
5 Sutton Smith RB
6 Chris Marshall WR
8 Donovan Faupel WR
9 Jamari Hawkins WR
10 Cade Trotter QB
13 Jelani Watkins WR
14 Hank Hendrix QB
16 Braeden Fuller QB
18 Jude Hall WR
21 Jasper Parker RB
22 TJ Hodges RB
23 Kevin Young RB
24 Mario Robinson Jr. RB
32 Matt Adcock TE
49 Braxton Scriber TE
54 Adam Hawkes OL
55 Carey Clayton OL
56 Ben Mubenga OL
61 Kaden Bramlage OL
63 Hugh Smith OL
64 Bryant Williams OL
67 Emmanuel Flor OL
70 Daniel Grein OL
71 Malachi Breland OL
72 Tucker Young OL
74 Terence Roberson Jr. OL
78 Lucas Possenti OL
79 Josiah Clemons OL
80 Dequane Prevo WR
81 Dai'Shaun Thomas WR
82 Ben Pupplo WR
84 Breylen Gilbert TE
85 Ty Lockwood TE
87 Cory Henderson Jr. WR
88 Blair Irvin III WR

Defensive Newcomers (40)
0 Hunter Osborne DL
1 Christian Harrison DB
2 Shelton Lewis DB
3 Braydon Lee DB
4 La'khi Roland DB
6 Khmori House DB
8 Phoenix Jackson LB
11 Jamonta Waller LB
13 Carter Stoutmire DB
14 Kyeaure Magloire DB
15 Nsongbeh Ginyui DB
16 Jathan Hatch DB
17 DJ Hairston Jr. DB
18 John Howse IV DB
19 Kyndrick Williams DB
20 Joker Johnson DB
21 Tyler Scott DB
22 Tay Lockett DB
23 Ian Williams DB
25 Ja'Quavion Smith LB
26 Jalon Copeland DB
27 LaMarcus Hicks II DB
28 Trajen Odom DL
29 Brandon Ford DB
30 J'Lynn Allen DL
33 Jakore Smith LB
34 Brylan Green DB
35 Steven Soles Jr. LB
36 Jeremiah Williams DB
38 Bradley Ume-Ezeoke DB
39 Sean Williams DB
40 Colton Yarbrough DL
41 Brian Alston DL
42 Jeremy Evans LB
44 Ben Bogle LB
55 Antonio Sandel-Bascomb DL
88 Xadavien Sims DL
91 Carlon Jones DL
95 Anthony Kennedy Jr. DL
99 Danny Beale III DL

Specialist Newcomers (5)
34 Jesse Ehrlich P
41 Connor Smith P
51 Adam Johnston LS
30 Max Gilbert K
39 Braeden McAlister K

RAZORBACK NOTEBOOK

THE CRAMSEY FILE

- **Tim Cramsey** arrived at Arkansas with Ryan Silverfield after serving as offensive coordinator at Memphis for the last four seasons. In Cramsey's four seasons calling plays for the Tigers, his offenses were among the nation's best in scoring, ranking in the Top 25 all four years while averaging 36.3 points per game over 51 games across his tenure.
- His final Memphis offense featured a balanced attack in 2025, averaging 420.7 total yards per game with 186.1 yards rushing and 234.6 yards passing. The Tigers' offense featured three All-American Conference selections, including **RB Sutton Smith**. Smith was third-team selection as a running back and a first-team pick as a return specialist, pacing the Memphis running game with 669 yards on just 102 carries with seven touchdowns. As a returner, Smith combined for 280 yards on 15 punt returns and five kick returns, including a 99-yard touchdown at UAB.
- Memphis' 11-win season in 2024 was fueled by Cramsey's offense that helped the Tigers finish ranked No. 23 and No. 24 in the Coaches Poll and AP Poll, respectively. The Tigers averaged 35.7 points per game to rank 12th nationally and averaged 444.5 yards per game to rank 16th in the FBS.
- Prior to joining Silverfield's Memphis staff, Cramsey served as the offensive coordinator at Marshall for four seasons (2018-21). Cramsey has served as an offensive coordinator at seven schools since 2009, when he was promoted to take over the offense at New Hampshire, his alma mater.
- Cramsey called plays at FIU in 2012, Montana State for three seasons (2012-15) and Sam Houston State in 2017 prior to Marshall and Memphis.

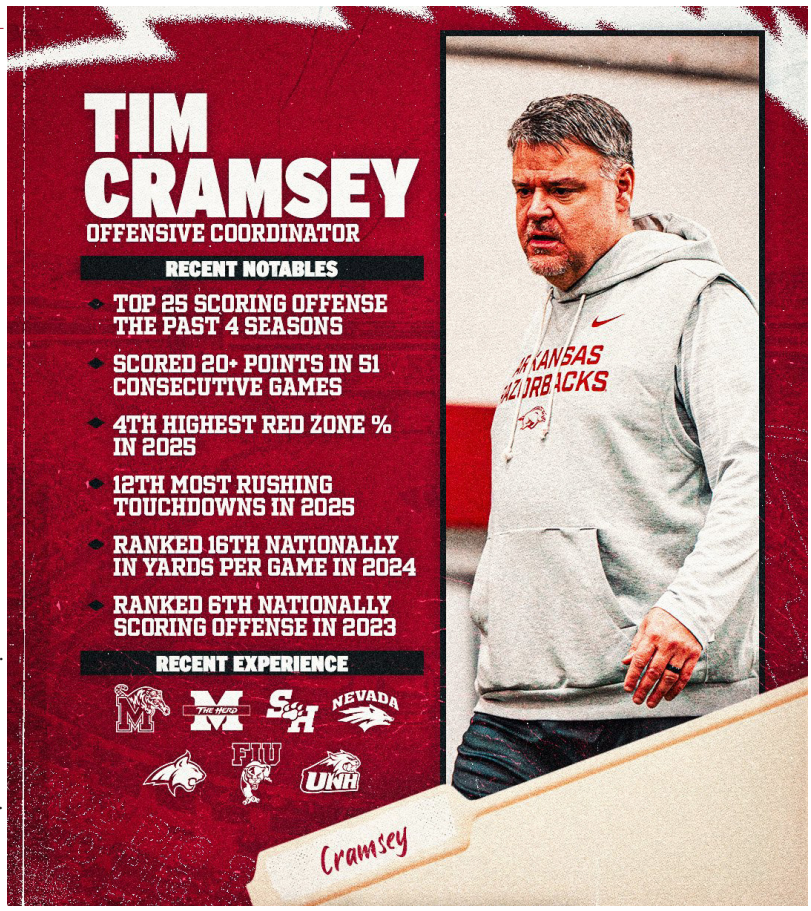

QB1: KJ JACKSON

- **QB KJ Jackson** will lead the Arkansas offense into the 2026 campaign after winning the quarterback job in fall camp. Jackson, along with OL Caden Kitler and LB Bradley Shaw, is one of three team captains this year.
- The Montgomery, Ala., native appeared in five games last season, completing 33-of-54 passes (61.1%) for 441 yards with three touchdowns and zero interceptions on the year. Jackson also rushed 11 times for 52 yards and a pair of touchdowns during his sophomore campaign.
- Jackson earned his first career start at quarterback in the 2025 season finale against Missouri. In his first start under center, Jackson completed 11-of-17 passes for 126 yards and a touchdown. A year later, Jackson is set to become the first left-handed Arkansas quarterback to start a season opener since QB Barry Lunney Jr. in 1995 when he lines up under center in the 2026 season opener against North Alabama on Sept. 5.
- Jackson saw his first major game action last season at #17 Texas Texas when he came off the bench and led Arkansas to a pair of touchdown drives. He completed 16-of-29 passes for 206 yards and a touchdown while rushing four times for 17 yards and a touchdown against the Longhorns.
- Jackson completed all three of his passing attempts for 70 yards and rushed for a six-yard touchdown in last year's win over Arkansas State (Sept. 6). He also saw action in Arkansas' season-opening win against Alabama A&M last year, completing 2-of-4 passes for 36 yards and a touchdown while rushing twice for 15 yards. Jackson recorded his first collegiate touchdown pass on a 27-yard strike to RB Mike Washington Jr.



RAZORBACKS IN THE NFL

#PRO HOGS

As of Aug. 31, 2026

Name	Pos.	NFL Team
Hjalte Froholdt	OL	Arizona Cardinals
Landon Jackson	DL	Buffalo Bills
Feleipe Franks	TE	Carolina Panthers
Taylen Green	**QB**	**Cleveland Browns**
Jake Bates	K	Detroit Lions
Isaac TeSlaa	WR	Detroit Lions
Montaric Brown	DB	Jacksonville Jaguars
Cam Little	K	Jacksonville Jaguars
Mike Washington Jr.	RB	Las Vegas Raiders
Kamren Curl	DB	Los Angeles Rams
Beaux Limmer	OL	Los Angeles Rams
Hunter Henry	TE	New England Patriots
John Ridgeway III	DL	New Orleans Saints
Dre Greenlaw	LB	San Francisco 49ers
Julian Neal	DB	Seattle Seahawks
Fernando Carmona	OL	Tennessee Titans
Treylon Burks	WR	Washington Commanders
Deatrich Wise Jr.*	DL	Washington Commanders

* Reserve/Injured // ^ Practice Squad

THE HOG POD

Check out the Hog Pod for great stories and insight about Razorback football, including episodes with director of athletics Hunter Yurachek, head coach Ryan Silverfield, executive director of player acquisition Gaizka Crowley, QB KJ Jackson, RB Sutton Smith, DB Khmori House and many others. Find The Hog Pod anywhere you get your podcasts, or visit **ArkansasRazorbacks.com/TheHogPod.**

RAZORBACK NOTEBOOK

SMOOTH AS SUT

- **RB Sutton Smith** arrives in Fayetteville after spending the previous four years of his collegiate career at Memphis with head coach Ryan Silverfield. The Marietta, Ga., native will look to build upon his breakout 2025 campaign in which he produced his best season-to-date, running for 669 yards and seven touchdowns on 102 carries (6.6 avg.). Smith turned in three 100-yard rushing games, including a career-best 147 yards and a touchdown against Arkansas. He rushed for 113 yards and two touchdowns on 18 carries against Troy before his final 100-yard rushing game of the year against ECU with 109 yards and two touchdowns on seven carries.
- Smith, who also hauled in 20 passes for 109 yards, is a threat in the return game. He returned five kickoffs for 155 yards and 15 punts for 125 yards, highlighted by his 99-yard kickoff return for a touchdown at UAB last year.
- He enters 2026 on the preseason watch lists for the Doak Walker Award, presented to the nation's top college running back, and the Paul Hornung Award, presented to the most versatile player in college football.

Career 100-Yard Rushing Games - Sutton Smith

Date	*Attempts*	*Yards*	*Avg.*	*Touchdowns*	*Opponent*
9/20/25	12	147	12.3	1	Arkansas
9/2/23	18	115	6.4	2	Bethune-Cookman
9/13/25	18	113	6.3	2	Troy
11/15/25	7	109	15.6	2	East Carolina

BRAYLEN FROM BENTON

- **RB Braylen Russell**, a native of Benton, Ark., is expected to help power the Razorbacks' rushing attack alongside RB Sutton Smith. Russell totaled 55 carries for 286 yards and five rushing touchdowns last season.
- As a freshman in 2024, Russell carried the ball 67 times for 354 yards and three touchdowns. He rushed for a career-high 175 yards in a win at Mississippi State, becoming the first Arkansas freshman to rush for 175 or more yards since RB Darren McFadden ran for 187 against South Carolina in 2005.

Career 100-Yard Rushing Games - Braylen Russell

Date	*Attempts*	*Yards*	*Avg.*	*Touchdowns*	*Opponent*
10/26/24	16	175	10.9	0	Mississippi State

CATCH CHRIS IF YOU CAN

- **WR Chris Marshall**, a transfer from Boise State, is primed for a breakout season in the receiving game.
- The Missouri City, Texas, native is expected to be the Razorbacks' top pass catcher after he had 30 receptions for 574 yards and two touchdowns with the Broncos last year. Marshall exploded for 132 yards on four catches against Eastern Washington, turning in his first career 100-yard receiving game in the process, before snagging his first touchdown of the season as part of his three-catch, 96-yard receiving performance against UNLV.
- Marshall closed out his season with five receptions for 97 yards against Washington in the 2025 LA Bowl.

Career 100-Yard Receiving Games - Chris Marshall

Date	*Receptions*	*Yards*	*Avg.*	*Touchdowns*	*Opponent*
9/5/25	4	132	33.0	0	Eastern Washington

PASS CATCHERS

- **WR Donovan Faupel**, a transfer from New Mexico State, earned All-Conference USA honors last season after catching 61 passes for 661 yards and seven touchdowns. The Riverside, Calif., native spent three seasons at New Mexico State, recording 72 receptions for 807 yards and eight touchdowns across 30 career games played.
- **WR Jamari Hawkins**, a Mobile, Ala., native followed head coach Ryan Silverfield to Arkansas from Memphis.
- Hawkins emerged as one of Silverfield's top wide receivers at Memphis last year, hauling in 38 passes for 623 yards and two touchdowns. His 38 receptions and 623 receiving yards ranked second on the Tigers.

Career 100-Yard Receiving Games - Jamari Hawkins

Date	*Receptions*	*Yards*	*Avg.*	*Touchdowns*	*Opponent*
10/4/25	7	110	15.7	0	Tulsa

RAZORBACK NOTEBOOK

YOU'RE IN GOOD HANDS

- **TE Jaden Platt** enters the 2026 campaign on the preseason watch lists for the Allstate Wuerffel Trophy, Allstate AFCA Good Works Team, John Mackey Award and Earl Campbell Tyler Rose Award Watch List after producing a strong campaign in 2025, finishing with 21 receptions for 296 yards and two touchdowns.
- Platt left his biggest mark on the road at Texas last season, turning in a career-best 66 receiving yards with a touchdown on four receptions. He also recorded three catches for 53 yards at Ole Miss earlier in the year.
- A transfer from Texas A&M, Platt spent the first two seasons (2023-24) of his career with the Aggies after a standout high school career in which he was a four-star tight end by all 247 Sports, Rivals and ESPN.

Jaden Platt is on the preseason watch list for the John Mackey Award, presented annually to college football's best tight end.

EXPLOSIVE OFFENSE

- The Razorback offense has proven to be one of college football's most explosive in each of the last two seasons, ranking in the top 15 nationally in plays of 10 or more yards from scrimmage.
- Arkansas finished ranked 14th nationally in plays of 10 or more yards from scrimmage with 212 total plays (128 passing + 84 rushing) during the 2025 campaign. In 2024, the Razorbacks finished ranked third nationally in plays of 10 or more yards from scrimmage with 246 total plays (154 passing + 92 rushing).

Plays of 10 or More Yards from Scrimmage - Arkansas

Season	*Total Plays of 10+ Yards*	*Passing Plays*	*Rushing Plays*	*National Rank*
2025	**212**	**128**	**84**	**14th**
2024	246	154	92	3rd
2023	168	90	78	108th
2022	224	117	107	17th
2021	215	102	113	17th
2020	136	86	50	50th
2019	149	98	51	109th
2018	150	88	62	113th
2017	160	97	63	90th
2016	213	145	68	29th

500 YARDS AND BEYOND

- In 2025, Arkansas posted six games of 500 or more yards of total offense, its most in a season in program history. The Hogs opened the 2025 campaign by matching a program record with seven touchdown passes, powered by QB Taylen Green's six touchdown passes - most in a game by an Arkansas quarterback since 2015.
- Arkansas' best offensive output of last season came against Arkansas State, posting a season-high 630 yards of total offense (323 rushing yards + 309 passing yards). It marked just the fourth time in program history that the Razorbacks tallied 300 or more yards in both passing and rushing in a game, having also accomplished the feat against Mississippi State during the 2016 and 2024 seasons as well as against Ole Miss during the 2021 campaign.

Team Offense Records - Total Yards

Game

1. 859 - Pittsburg (Kan.) State (594 rush, 265 pass, 86 plays, 8 TD) - 1936
2. 713 - North Texas (446 rush, 267 pass, 80 plays, 8 TD) - 2007
3. 687 - UAPB (279 rush, 408 pass, 70 plays, 7 TD) - 2024
4. 684 - Nicholls (495 rush, 189 pass, 54 plays, 10 TD) - 2014
5. 681 - Kansas (394 rush, 287 pass, 81 plays, 7 TD) - 2022
6. 676 - at Ole Miss (350 rush, 326 pass, 93 plays, 7 TD) - 2021
7. 673 - at Mississippi State (359 rush, 314 pass, 66 plays, 6 TD) - 2024
8. 661 - at Mississippi State (357 rush, 304 pass, 67 plays, 8 TD) - 2016
9. 658 - at TCU (296 rush, 362 pass, 83 plays, 7 TD) - 1970
10. 650 - South Carolina (541 rush, 109 pass, 69 plays, 7 TD) - 2007

RAZORBACK SCORIGAMI

Scorigami, a concept thought up by Jon Bois, is the art of building final scores that have never happened before. Razorback Scorigami tracks every Arkansas winning score that has ever happened since the program defeated Fort Smith High School, 42-0, in its first recorded game under head coach John C. Futrall in 1894. For the full Razorback Scorigami chart, visit **bit.ly/RazorbackScorigami**.

ACTIVE CAREER LEADERS

TACKLES

Rank	Player, Position, Class	Tackles
1.	^Ben Bogle, LB, 5th	156
2.	Miguel Mitchell, DB, 5th	124
3.	^Khmori House, DB, Jr.	116
4.	^Phoenix Jackson, LB, 5th	111
5.	^Christian Harrison, DB, 5th	97

TACKLES FOR LOSS

Rank	Player, Position, Class	TFL
1.	^Ben Bogle, LB, 5th	25.0
2.	Quincy Rhodes Jr., DL, Jr.	17.5
3.	^Ja'Quavion Smith, LB, Jr.	14.0
4.	David Oke, DL, 5th	11.5
5.	^Phoenix Jackson, LB, 5th	9.0

SACKS

Rank	Player, Position, Class	Sacks
1.	^Ben Bogle, LB, 5th	10.5
2.	Quincy Rhodes Jr., DL, Jr.	9.0
3.	^Ja'Quavion Smith, LB, Jr.	5.5
4.	^Phoenix Jackson, LB, 5th	5.0
5.	^Steven Soles Jr., DL, Jr.	4.5

INTERCEPTIONS

Rank	Player, Position, Class	INT
1.	^Joker Johnson, DB, Sr.	4
2.	^John Howse IV	3
	^Phoenix Jackson, LB, 5th	3
	^Kyeaure Magloire, DB, 5th	3
	Miguel Mitchell, DB, 5th	3
	^La'khi Roland, DB, Jr.	3

RUSHING

Rank	Player, Position, Class	Yards
1.	^Sutton Smith, RB, 5th	1,116
2.	Braylen Russell, RB, So.	640
3.	^Jasper Parker, RB, So.	93
4.	KJ Jackson, QB, Jr.	55
5.	Cam Settles, RB, So.	16

RECEPTIONS

Rank	Player, Position, Class	Receptions/Yards
1.	^Donovan Faupel, WR, Sr.	72/807
2.	^Chris Marshall, WR, 5th	44/695
	^Sutton Smith, RB, 5th	44/332
4.	^Jamari Hawkins, WR, 5th	41/647
5.	CJ Brown, WR, Jr.	33/381

^ new transfer for the 2026 season



THE RAZORBACK DAILY

The Razorback Daily is the official daily podcast of the Arkansas Razorbacks. Hosted by Quinn Grovey and Matt Zimmerman, it's the one-stop shop for everything fans need to know about the Hogs: the biggest stories, exclusive interviews and opinions on the most important news of the day. Find The Razorback Daily anywhere you get your podcasts, or visit **linktr.ee/razorbackdaily.**

RAZORBACK NOTEBOOK

NO-FLY ZONE

- Since 2020, Arkansas has 63 interceptions in 73 games. The Razorback defense tallied 13 interceptions in 10 games in 2020, 13 interceptions in 13 games in 2021, nine interceptions in 13 games in 2022, 12 interceptions in 2023, 10 interceptions in 13 games in 2024 and six interceptions in 12 games in 2025.
- Since 2020, Arkansas has ranked in the top five nationally in INT return touchdowns twice, tying for first in 2023 (4) and tying for second in 2020 (3).

Quincy Rhodes Jr. enters the 2026 campaign with preseason All-SEC honors from the league's 16 head coaches.

ARKANSAS' OWN

- **DL Quincy Rhodes Jr.**, enters 2026 as one of the nation's top pass rushers after leading Arkansas in both tackles for loss (15.5) and sacks (8.0) last season.
- A semifinalist for the Chuck Bednarik Award last season, the North Little Rock native is on this year's watch list for the award and has garnered preseason All-SEC honors from the league's head coaches and media members as well as Athlon Sports and Phil Steele heading into the 2026 campaign.
- Rhodes Jr.'s 15.5 tackles for loss finished tied for 11th most on Arkansas' single-season tackles for loss list.
- He recorded his first career multi-sack game last season against Arkansas State, finishing the game with 2.0 sacks. He tallied 2.0 sacks and 4.0 tackles for loss at Memphis, becoming the first Hog defender with 2.0 or more sacks and 4.0 or more tackles for loss in a game since DB Anthony "Juice" Leon accomplished the feat in 2010.
- He racked up his third multi-sack game of last season against Auburn, logging 2.0 sacks to become the first Razorback defender to register three multi-sack games in a season since DL Tre Williams (3) in 2021.
- Rhodes Jr. dominated against Mississippi State (Nov. 1), tallying 4.5 tackles for loss with 1.0 sack to become the first Arkansas defender with 4.5 tackles for loss in a game since LB Desmond Sims in 2005. He was the first Razorback in program history to log multiple games of 4.0 or more tackles for loss in a season. His 4.5 tackles for loss were the most by an SEC defender in a game last season and finished tied for fourth-most nationally.

Most Single-Game Tackles for Loss - 2025 FBS Season

Rank	*Tackles for Loss*	*Player (Team)*	*Opponent*
1.	5.5	Sahir West (James Madison)	Troy
2.	5.0	Caden Curry (Ohio State)	Washington
	5.0	Rashem Biles (Pitt)	East Carolina
4.	**4.5**	**Quincy Rhodes Jr. (Arkansas)**	**Mississippi State**
	4.5	Jordan Kwiatkowski (Central Michigan)	Kent State
	4.5	Stephen Daley (Indiana)	Purdue
	4.5	Mekhi Mason (Louisiana Tech)	Southeastern

Most Single-Game Tackles for Loss - Arkansas

Rank	*Tackles for Loss*	*Player*	*Opponent*	*Season*
1.	5	Jermaine Brooks	Auburn	2001
	5	Henry Ford	Memphis	1993
	5	Mark Smith	Alabama	1993
	5	Wayne Martin	Ole Miss	1988
5.	**4.5**	**Quincy Rhodes Jr.**	**Mississippi State**	**2025**
	4.5	Desmond Sims	South Carolina	2005

RAZORBACK NOTEBOOK

THE ROBERTS FILE

- **Ron Roberts** joins Ryan Silverfield's coaching staff and takes over the Arkansas defense after leading the Florida defense each of the last two seasons. Roberts brings over 30 years of coaching experience, including head coaching experience at the high school level, Division II level at Delta State and the FCS level at Southeastern Louisiana. He has served as a defensive coordinator at the Power 4 level since 2020 when he led Baylor's defense before taking over Auburn's defense in 2023.
- Roberts' first Florida defense in 2024 helped the Gators to a late-season rally to win the team's final four games with wins over LSU, Ole Miss, Florida State and Tulane in the Gasparilla Bowl. The Gators' defense finished the season ninth nationally in the red zone (.725), 11th in sacks per game (3.0) and fumbles recovered (11) and 13th with 25 turnovers gained. Florida forced at least one takeaway in 12 of the team's 13 games.
- The Gator defense improved in nearly every statistical category from 2023 to 2024, including sacks (+17), tackles for loss (+28), forced fumbles (+11), pass breakups (+12), interceptions (+11) and turnovers gained (+18).
- In Roberts' lone season at Auburn, the defense saw improvements and was among the best in the country and SEC. He guided Auburn to top 50 finishes in scoring defense, sacks, tackles for loss and total defense. The Tigers ranked in the top 25 in third-down defense and first downs allowed while ranking No. 1 in the SEC in red zone defense.

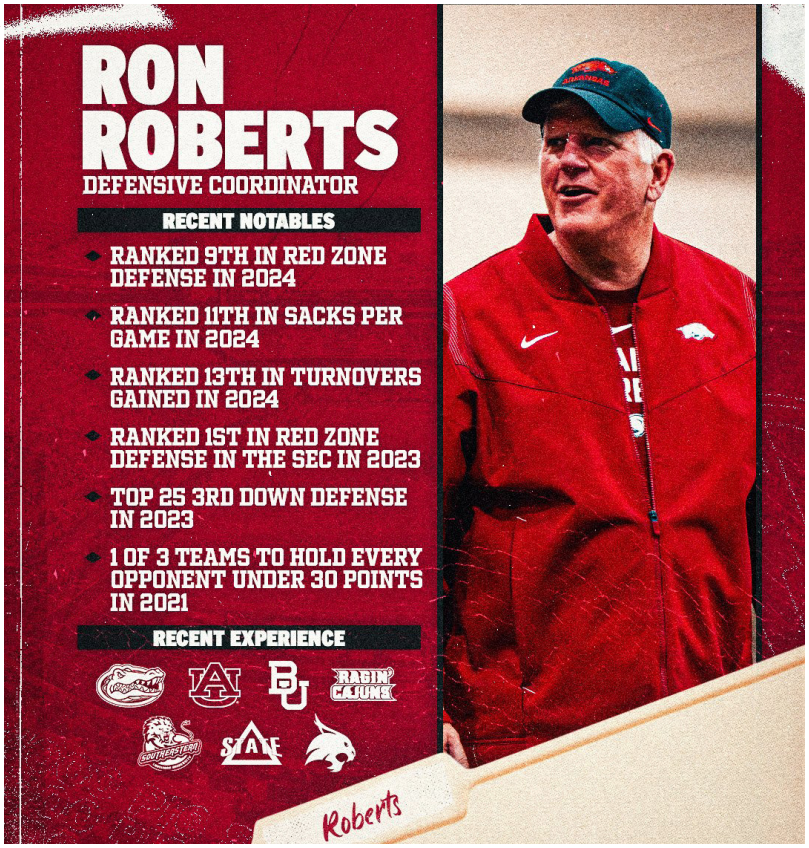

THE JOKER

- **DB Joker Johnson**, a transfer from Tulane, was one of Arkansas' top portal acquisitions. The Hammond, La., native recorded 42 tackles with one tackle for loss, one forced fumble and four interceptions to earn All-American Conference honors last season. Johnson's four interceptions ranked second in the American Conference.
- Johnson turned in a season-high five tackles with an interception in Tulane's American Conference Championship Game win against North Texas.
- According to Pro Football Focus, Johnson recorded an overall grade of 77.1 and a coverage grade of 76.2 during the 2025 campaign.

O CAPTAIN! MY CAPTAIN!

- **QB KJ Jackson, OL Caden Kitler** and **LB Bradley Shaw** were selected by their teammates to captain the Razorbacks during the 2026 campaign.
- Jackson leads the Arkansas offense into the 2026 campaign after winning the quarterback job during fall camp. The Montgomery, Ala., native appeared in five games last season, completing 33-of-54 passes (61.1%) for 441 yards with three touchdowns and zero interceptions while also rushing for 52 yards and a pair of touchdowns.
- Kitler, who began his career at UCF (2022-24), started all 11 games he played in last season on the offensive line, helping block for an offense that posted six games of 500 or more total yards of offense. With his blocking, RB Mike Washington Jr. became the 16th player in program history with a 1,000-yard rushing season.
- Shaw, a native of Hoover, Ala., tallied 50 total tackles, including five tackles for loss, two sacks, one pass breakup, one quarterback hurry, one fumble recovery and one forced fumble for the Razorback defense last season. He scored Arkansas' final touchdown of the 2025 season on a 32-yard fumble return against Missouri.

HOGS+

HOGS+

Hogs+ is the official content network and membership community of the Arkansas Razorbacks, taking fans behind the scenes with their favorite teams, student-athletes and coaches. Members get access to exclusive content, interviews, features, documentaries, archived games and more premium video. Visit **HogsPlus.com.**

RAZORBACK NOTEBOOK

THE BIG 5-0

- Twelve kickers in Arkansas football history have combined to successfully make 41 field goals of 50 or more yards. An Arkansas kicker has successfully converted a field goal of 50 or more yards in each of the last five seasons (2021-25).

Yards	*Player*	*Year*	*Opponent*
67	Steve Little	1977	Texas
61	Steve Little	1976	Tulsa
60	Bill McClard	1970	SMU
58	Kendall Trainor	1988	Miami
57	Steve Little	1977	Baylor
57	Steve Little	1976	Oklahoma State
56	Cam Little	2023	Ole Miss
55	Matthew Shipley	2024	Ole Miss
55	Cam Little	2023	Alabama
55	Connor Limpert	2018	Vanderbilt
55	Kendall Trainor	1986	Tulsa
54	Connor Limpert	2019	Colorado State
54	Connor Limpert	2018	North Texas
54	Adam McFain	2016	Auburn
54	Zach Hocker	2013	Mississippi State
53	Scott Starzyk	2025	Alabama A&M
53	Zach Hocker	2013	Samford
53	Steve Little	1976	Oklahoma State
53	Bill McClard	1970	Wichita Statr
52	Cam Little	2023	Texas A&M
52	Steve Little	1977	Houston
52	Steve Little	1977	Rice
52	Bill McClard	1971	California
51	Scott Starzyk	2025	Texas
51	Matthew Shipley	2024	LSU
51	Kyle Ramsey	2024	UAB
51	Cam Little	2022	Mississippi State
51	Cam Little	2021	Mississippi State
51	Zach Hocker	2013	Ole Miss
51	Zach Hocker	2010	South Carolina
51	Kendall Trainor	1986	Houston
50	Cam Little	2023	Texas A&M
50	Cam Little	2022	Liberty
50	Zach Hocker	2011	Vanderbilt
50	Todd Wright	1992	LSU
50	Todd Wright	1990	Rice
50	Todd Wright	1990	Texas
50	Ish Ordonez	1980	Oklahoma State
50	Ish Ordonez	1979	Rice
50	Steve Little	1977	Texas Tech
50	Steve Little	1976	Texas

KICKIN' IT

- **K Steve Little** owns the most career 50 or more yard made field goals in program history with nine, including his program-record 67-yarder in 1977.
- In the modern era of college football, **K Cam Little** owns the most made field goals of 50 or more yards with seven. His four made field goals of 50 or more yards during the 2024 season were the most by an Arkansas kicker since 1977.

Player	*Career*	*50+ Yard Field Goals by Season(s)*			
Steve Little	9	1976 = 4	1977 = 5		
Cam Little	7	2021 = 1	2022 = 2	2023 = 4	
Zach Hocker	5	2010 = 1	2011 = 1	2012 = 0	2013 = 3
Connor Limpert	3	2018 = 2	2019 = 1		
Todd Wright	3	1990 = 2	1991 = 0	1992 = 1	
Kendall Trainor	3	1986 = 2	1987 = 0	1988 = 1	
Bill McClard	3	1970 = 2	1971 = 1		
Scott Starzyk	2	2025 = 2			
Matthew Shipley	2	2024 = 2			
Ish Ordonez	2	1979 = 1	1980=1		
Kyle Ramsey	1	2024 = 1			
Adam McFain	1	2016 = 1			



RAZORBACK NOTEBOOK

ALL-TIME TOP 10 CROWDS AT DWRRS

- The announced crowd of 75,111 for Arkansas' game against Notre Dame in 2025 was the 10th largest in Donald W. Reynolds Razorback Stadium history.
- Arkansas recorded three of its all-time top 10 crowds at Donald W. Reynolds Razorback Stadium during the 2024 campaign, doing so against UAB (75,021), against Tennessee (76,728) and against LSU (75,893).

All-Time Top 10 Crowds at Donald W. Reynolds Razorback Stadium

Rank	*Opponent*	*Date*	*Attendance*
1.	Alabama	Sept. 25, 2010	76,808
2.	Tennessee	Nov. 11, 2006	76,728
3.	USC	Sept. 2, 2006	76,564
4.	LSU	Oct. 19, 2024	75,893
5.	Texas	Sept. 11, 2004	75,671
6.	Alabama	Oct. 1, 2022	75,579
7.	Tennessee	Oct. 5, 2024	75,573
8.	Alabama	Oct. 8, 2016	75,459
9.	LSU	Nov. 12, 2016	75,156
10.	Notre Dame	Sept. 27, 2025	75,111

By Season
2024: 3 games
2016: 2 games
2006: 2 games
2025: 1 game
2010: 1 game
2004: 1 game

HOG TRACKER

- **Arkansas**' 227 consecutive extra points made streak, which began on Dec. 5, 2020, is the longest such streak nationally based on date.

- **Arkansas** has scored in 58 consecutive games, the sixth-longest streak in program history and longest since a 64-game streak from Nov. 14, 1987, to Nov. 11, 1995. Arkansas has not been shutout since a loss at No. 2 Georgia on Oct. 2, 2021.

- **DL Quincy Rhodes Jr.** was the first Razorback with double-digit tackles for loss in a season since DL Landon Jackson (13.5) in 2023. His 15.5 tackles for loss last season were the most by an Arkansas defender in a season since DL Trey Flowers (15.5) in 2015, and finished tied for 11th most in a season by a Razorback defender.

- Seventeen (17) **ProHogs** are on an NFL roster to begin the 2026 season, the program's most since 2023. Four (4) Hogs – DB Julian Neal, RB Mike Washington Jr., OL Fernando Carmona, QB Taylen Green – were selected in the 2026 NFL Draft, the program's most since 2016 when five (5) Razorbacks heard their names called in the draft.

THE LEGEND OF DARREN McFADDEN RUNS ON

- The legendary running back Darren McFadden became the first Arkansas Razorback to have his jersey number honored during the 2025 season. The retired numbers of Clyde Scott (No. 12) and Brandon Burlsworth (No. 77) join McFadden's No. 5 on display inside Donald W. Reynolds Razorback Stadium.
- A jersey patch emblazoned with his initials and signature silhouette will be worn on the front of the jerseys of the current players on the team wearing No. 5.
- McFadden – a two-time Doak Walker Award winner and Heisman Trophy runner-up – is widely regarded as one of the greatest players in program history after rushing for 4,590 yards and a school record 41 touchdowns in just three seasons before being selected fourth overall by the Oakland Raiders in the 2008 NFL Draft.
- After a freshman season in 2005 that saw him earn Freshman All-America honors, SEC Freshman of the Year and first-teAM All-SEC honors, McFadden won his first Doak Walker Award while finishing as the runner-up in the Heisman Trophy – both feats that had never been done before at Arkansas – as a sophomore in 2006. He was a consensus first-team All-American and the SEC Offensive Player of the Year. In 2007 season, he earned Walter Camp Player of the Year, Sporting News Player of the Year and his second consecutive Doak Walker Award while finishing as runner-up for the Heisman Trophy again and earning unanimous first-team All-America status.

SEC STANDINGS

Team	OVR	SEC	Home	Road	Strk
Alabama	0-0	0-0	0-0	0-0	-
Arkansas	**0-0**	**0-0**	**0-0**	**0-0**	**-**
Auburn	0-0	0-0	0-0	0-0	-
Florida	0-0	0-0	0-0	0-0	-
Georgia	0-0	0-0	0-0	0-0	-
Kentucky	0-0	0-0	0-0	0-0	-
LSU	0-0	0-0	0-0	0-0	-
Mississippi State	0-0	0-0	0-0	0-0	-
Missouri	0-0	0-0	0-0	0-0	-
Oklahoma	0-0	0-0	0-0	0-0	-
Ole Miss	0-0	0-0	0-0	0-0	-
South Carolina	0-0	0-0	0-0	0-0	-
Tennessee	0-0	0-0	0-0	0-0	-
Texas	0-0	0-0	0-0	0-0	-
Texas A&M	0-0	0-0	0-0	0-0	-
Vanderbilt	0-0	0-0	0-0	0-0	-

SEC SCHEDULE

Week 1 (All Times Central)

Thursday, Sept. 3
UAPB at #25 Missouri | 7 p.m. | SEC Network

Friday, Sept. 4
UTEP at #10 Oklahoma | 7 p.m. | SEC Network+

Saturday, Sept. 5
ECU at #13 Alabama | 11 a.m. | ABC
Kent State at South Carolina | 11:45 a.m. | SEC Network
Youngstown State at Kentucky | Noon | SEC Network+
Tennessee State at #3 Georgia | 2 p.m. | SEC Network+
Texas State at #5 Texas | 2:30 p.m. | ESPN
Furman at #20 Tennessee | 2:30 p.m. | SEC Network+
Baylor at Auburn | 2:30 p.m. | ABC
North Alabama at Arkansas | 3:15 p.m. | SEC Network
Missouri State at #8 Texas A&M | 6 p.m. | ESPN
Austin Peay at Vanderbilt | 6 p.m. | SEC Network+
Clemson at #11 LSU | 6:30 p.m. | ABC
ULM at Mississippi State | 6:30 p.m. | ESPNU
FAU at Florida | 6:45 p.m. | SEC Network

Sunday, Sept. 6
#24 Louisville at #9 Ole Miss | 6:30 p.m. | ABC

HOGS IN THE POLLS

	AP	Coaches	CFP
Preseason	NR	NR	-

RAZORBACK AWARDS & HONORS

KOBE BRANHAM • OL • JR.

Preseason All-SEC
» Phil Steele

MALACHI BRELAND • OL • SR.

Preseason All-SEC
» Athlon

DAVID OKE • DL • 5TH

Watch Lists
» Senior Bowl Top 300

JADEN PLATT • TE • SR.

Watch Lists
» Allstate AFCA Good Works Team
» Allstate Wuerffel Trophy
» Earl Campbell Tyler Rose Award
» John Mackey Award

QUINCY RHODES JR. • DL • SR.

Preseason All-SEC
» Coaches
» Media
» Athlon Sports
» Phil Steele

Watch Lists
» Bednarik Award
» Senior Bowl Top 300

Recognition
» Bruce Feldman's Freaks List

SUTTON SMITH • RB • 5TH

Watch Lists
» Doak Walker Award
» Paul Hornung Award

EXTRA! EXTRA! READ ALL ABOUT IT!

- Media and fans are encouraged to follow @RazorbackComms, the official Twitter account of Razorback Communications. The account is operated by members of the school's communications staff.
- In-game stats, notes and other information will be shared in addition to a traditional postgame notes package, which is disseminated via email and archived at ArkansasRazorbacks.com.

MISCELLANEOUS **OFFENSE STATS**

GAMES WITH A RECEPTION

Player	2022	2023	2024	2025	2026	Career
Matt Adcock	--	0	4	9	--	13
CJ Brown	--	--	2	11	--	13
Jalen Brown	--	0	5	5	--	10
Ismael Cisse	--	0	8	--	--	8
Courtney Crutchfield	--	--	--	2	--	2
Donovan Faupel	--	5	2	10	--	17
Braeden Fuller	--	0	0	2	--	2
Monte Harrison	--	--	1	1	--	2
Jamari Hawkins	0	0	2	13	--	15
Ty Lockwood	--	0	1	2	--	3
Chris Marshall	3	5	2	10	--	20
Jaden Platt	--	2	0	11	--	13
Braylen Russell	--	--	3	3	--	6
Cam Settles	--	--	--	2	--	2
Sutton Smith	3	9	1	11	--	24
Jelani Watkins	--	--	0	1	--	1

5+ RECEPTIONS

Player	2022	2023	2024	2025	2026	Career
CJ Brown	--	--	0	1	--	1
Ismael Cisse	--	0	2	--	--	2
Donovan Faupel	--	0	0	6	--	6
Jamari Hawkins	0	0	0	2	--	2
Chris Marshall	0	2	0	2	--	4

20+ YARD RECEPTION

Player	2022	2023	2024	2025	2026	Career
Matt Adcock	--	0	1	0	--	1
CJ Brown	--	--	1	3	--	4
Ismael Cisse	--	0	3	--	--	3
Courtney Crutchfield	--	--	--	1	--	1
Donovan Faupel	--	0	1	5	--	
Monte Harrison	--	--	0	1	--	1
Jamari Hawkins	0	0	0	7	--	7
Chris Marshall	0	4	0	6	--	10
Jaden Platt	--	0	0	4	--	4
Sutton Smith	1	2	0	1	--	4

40+ YARD RECEPTION

Player	2022	2023	2024	2025	2026	Career
Donovan Faupel	--	0	0	1	--	1
Jamari Hawkins	0	0	0	6	--	6
Chris Marshall	0	1	0	2	--	3
Sutton Smith	0	1	0	1	--	2

100+ YARDS RECEIVING

Player	2022	2023	2024	2025	2026	Career
Jamari Hawkins	0	0	0	1	--	1
Chris Marshall	0	2	0	1	--	3

GAMES WITH A RECEIVING TD

Player	2022	2023	2024	2025	2026	Career
CJ Brown	--	--	0	2	--	2
Ismael Cisse	--	0	2	--	--	2
Donovan Faupel	--	0	1	5	--	6
Jamari Hawkins	0	0	0	2	--	2
Chris Marshall	0	3	0	2	--	5
Jaden Platt	--	0	0	2	--	2
Sutton Smith	0	2	0	0	--	2

GAMES WITH MULTIPLE RECEIVING TDS

Player	2022	2023	2024	2025	2026	Career
CJ Brown	--	--	0	1	--	1
Donovan Faupel	--	0	0	2	--	2
Chris Marshall	0	2	0	0	--	2

300+ YARDS PASSING

Player	2022	2023	2024	2025	2026	Career
Braeden Fuller	--	0	2	0	--	2

10+ YARD RUNS

Player	2022	2023	2024	2025	2026	Career
Ismael Cisse	--	1	--	0	--	1
Braeden Fuller	--	2	10	3	--	15
Jamari Hawkins			1	0	--	
KJ Jackson	--	--	0	2	--	2
Jasper Parker	--	--	--	1	--	1
Braylen Russell	--	--	10	6	--	16
Sutton Smith	1	6	0	8	--	15

20+ YARD RUNS

Player	2022	2023	2024	2025	2026	Career
Braeden Fuller		0	4	0	--	4
Braylen Russell	--	--	2	3	--	5
Sutton Smith	0	1	0	5	--	6

100+ YARDS RUSHING

Player	2022	2023	2024	2025	2026	Career
Braeden Fuller	--		2	0	--	
Braylen Russell	--	--	1	0	--	1
Sutton Smith	0	1	0	3	--	4

GAMES WITH A RUSHING TD

Player	2022	2023	2024	2025	2026	Career
Braeden Fuller	--	1	6	0	--	7
KJ Jackson	--	--	0	2	--	2
Jasper Parker	--	--	--	2	--	2
Braylen Russell	--	--	3	5	--	8
Sutton Smith	2	1	0	6	--	9

GAMES WITH MULTIPLE RUSHING TDS

Player	2022	2023	2024	2025	2026	Career
Braeden Fuller	--	0	2	0	--	2
Sutton Smith	0	1	0	1	--	2

MISC. OFFENSE STATS

CAREER 100-YARD RUSHING GAMES

Sutton Smith. • 5th • RB (4)
147 - Arkansas, 9/20/25
115 - Bethune-Cookman, 9/2/23
113 - at Troy, 9/13/25
109 - at East Carolina, 11/15/25

Braeden Fuller • 5th • QB (2)
187 - West Texas A&M, 11/16/24
146 - at Texas Permian Basin, 10/5/24

CAREER 100-YARD RECEIVING GAMES

Chris Marshall • 5th • WR (3)
162 - at Blinn College, 11/4/23
139 - at Tyler JC, 8/2623
132 - Eastern Washington, 9/5/25

Jamari Hawkins • 5th • WR (1)
110 - Tulsa, 10//4/25

CAREER 300-YARD PASSING GAMES

Braeden Fuller • 5th • QB (2)
332 - Texas A&M-Kingsville, 10/12/24
315 - at Western Oregon, 11/9/24

MISC. DEFENSE STATS

DOUBLE-DIGIT TACKLES

Player	2022	2023	2024	2025	2026	Career
Ben Bogle	0	0	1	0	--	1
Christian Harrison	0	0	0	3	--	3
Khmori House	--	--	0	1	--	1
Caleb Wooden	0	0	0	1	--	1

TEAM LEADER IN TACKLES (Ties included)

Player	2022	2023	2024	2025	2026	Career
Khmori House	--	--	0	7	--	7
Miguel Mitchell	--	0	0	1	--	1
Phoenix Jackson	0	1	0	0	--	1
Bradley Shaw	--	--	0	1	--	1
Caleb Wooden	0	0	0	1	--	1

GAMES WITH A SACK (Half sacks included)

Player	2022	2023	2024	2025	2026	Career
Brian Alston	--	0	0	5	--	5
Ben Bogle	0	2	3	2	--	7
Christian Harrison	0	0	1	0	--	1
Khmori House	--	--	0	1	--	1
John Howse	0	0	1	1	--	2
Phoenix Jackson	0	1	3	0	--	4
Miguel Mitchell	0	0	0	1	--	1
David Oke	1	0	1	0	--	2
Hunter Osborne	--	--	0	1	--	1
Quincey Rhodes Jr.	--	0	1	5	--	6
A. Sandel-Bascomb	--	--	0	3	--	3
Bradley Shaw	--	--	1	2	--	3
Ja'Quavion Smith	--	--	1	3	--	4
Steven Soles Jr.	--	--	1	3	--	4
Caleb Wooden	0	1	0	0	--	1

MULTIPLE SACKS (1.5 sacks or more)

Player	2022	2023	2024	2025	2026	Career
Ben Bogle	0	0	1	1	--	2
Phoenix Jackson	0	0	1	0	--	1
Quincy Rhodes, Jr.	--	0	0	3	--	3
Ja'Quavion Smith	--	--	0	2	--	2
Steven Soles Jr.	--	--	0	1	--	1

ARKANSAS 20+ YARD PLAYS

Yards	Type	Player(s)	Opponent
*64	RUN	Taylen Green	ASU
*62	PASS	T. Green to R. Jones	MEM
*58	PASS	T. Green to Sharpe	AUB
57	RUN	Mike Washington	TAMU
55	RUN	Taylen Green	LSU
54	RUN	Taylen Green	ND
*53	RUN	Mike Washington Jr.	ASU
50	PASS	T. Green to R. Jones	AUB
49	RUN	Taylen Green	TAMU
48	RUN	Mike Washington	TAMU
*47	RUN	Mike Washington Jr.	OM
42	PASS	T. Green to J. Brown	MEM
41	RUN	Mike Washington Jr.	TEX
41	RUN	Raylen Sharpe	MSU
41	PASS	T. Green to R. Jones	AUB
41	PASS	KJ Jackson to R. Jones	ASU
40	PASS	T. Green to R. Jones	MEM
38	PASS	T. Green to Sharpe	MSU
38	RUN	Mike Washington Jr.	TENN
*37	PASS	T. Green to Sharpe	ASU
36	PASS	T. Green to R. Jones	AUB
36	PASS	T. Gree to Blake	TAMU
35	PASS	T. Green to Washington Jr.	OM
35	RUN	Taylen Green	ASU
*35	PASS	T. Green to Sharpe	AAMU
34	PASS	T. Green to R. Jones	TAMU
34	PASS	T. Green to Platt	OM
33	RUN	Taylen Green	TAMU
33	PASS	T. Green to Blake	ND
*33	PASS	T. Green to R. Jones	ASU
30	PASS	T. Green to Platt	TEX
30	PASS	T. Green to Sharpe	TENN
*30	PASS	T. Green to Blake	OM
30	RUN	Mike Washington Jr.	AAMU
29	KR	Rodney Hill	MSU
29	PASS	T. Green to Platt	MEM
29	PASS	T. Green to J. Brown	AAMU
29	PASS	T. Green to Harrison	AAMU
29	PASS	T. Green to Blake	AAMU
27	PASS	K. Jackson to R. Jones	TEX
*27	RUN	Taylen Green	TAMU
27	KR	Rodney Hill	AAMU
*27	PASS	K. Jackson to Washington Jr.	AAMU
27	PASS	T. Green to Blake	AAMU
27	PASS	T. Green to Blake	AAMU
26	PASS	K. Jackson to R. Jones	MIZ
26	PASS	K. Jackson to Washington Jr.	TEX
26	PR	Kam Shanks	LSU
26	PASS	T. Green to Crutchfield	LSU
26	RUN	Mike Washington Jr.	TENN
26	PASS	T. Green to CJ Brown	OM
26	KR	Rodney Hill	AAMU
26	RUN	Taylen Green	AAMU
25	RUN	Taylen Green	TEX
25	PASS	T. Green to Shanks	MSU
25	INT	Xavian Sorey Jr.	ASU
24	PASS	T. Green to Sharpe	LSU
24	PASS	T. Green to Shanks	TENN
23	PASS	T. Green to Blake	MIZ
23	PASS	T. Green to R. Jones	TEX
23	PASS	T. Green to Sharpe	MSU
23	PASS	T. Green to R. Jones	ND
23	PASS	T. Green to Platt	ND
23	RUN	Braylen Russell	MEM
23	KR	Rodney Hill	MEM
23	RUN	Mike Washington Jr.	ASU
23	RUN	Mike Washington Jr.	LSU
22	PASS	K. Jackson to Sharpe	MIZ
*22	RUN	Mike Washington Jr.	TEX
22	PASS	T. Green to Blake	TAMU
22	RUN	Taylen Green	TENN
22	RUN	Braylen Russell	TENN
22	PASS	T. Green to Blake	ASU
21	PASS	K. Jackson to R. Jones	TEX
21	PASS	K. Jackson to Sharpe	TEX
21	PASS	T. Green to Sharpe	TEX
21	RUN	Braylen Russell	TAMU
21	RUN	Mike Washington Jr.	ND
21	PASS	T. Green to CJ Brown	MEM
21	PASS	T. Green to R. Jones	OM
21	PASS	T. Green to Jean	ND
20	RUN	Mike Washington	MSU
20	PASS	T. Green to CJ Brown	TENN
20	PASS	T. Green to Blake	TENN
20	PASS	T. Green to Sharpe	ND
20	RUN	Taylen Green	OM

* touchdown scored on play

HEAD COACH **RYAN SILVERFIELD**

• Led Memphis to double-digit win seasons in 2023 (10) and 2024 (11).
• Clinched bowl eligibility in each of his six full seasons as head coach at Memphis and with bowl wins in 2020, 2022, 2023 and 2024.
• Boasts a 5-2 overall record against active SEC head coaches.

Ryan Silverfield, one of the nation's winningest coaches over the last three seasons, enters his first season as head coach at Arkansas. Named the 35th head coach of the Razorbacks, Silverfield has been one of the most successful head coaches in the country since taking over the Memphis program in December 2019, going 50-25, including a pair of 10+ win seasons in 2023 and 2024, while earning bowl eligibility in all six years.

With eight wins in 2025, Memphis posted 29 victories over the last three seasons to be among the nation's top 15 programs in wins. His final Tigers team also extended the program's streak to 12 straight bowl appearances – the longest streak among non-Power 4 programs in the nation. The 2025 Tigers featured an explosive offense once again, finishing the regular season No. 19 in the FBS averaging 34.6 points per game to mark the fourth consecutive season a Memphis team has ranked inside the top 25 for points per game at the end of a season. All six of Silverfield's Memphis teams averaged 30 or more points per game. The Tigers were one of just five schools nationally to rank in the top 20 in scoring in each of the past three seasons, joining Notre Dame, Oregon, Ole Miss and Texas State.

After more than 18 years of coaching experience at the high school, college and NFL levels, Silverfield joined the Memphis staff in 2016 as the team's offensive line coach and quickly began his ascension on the Tigers' staff earning a promotion to Run Game Coordinator in 2017 before being named Assistant Head Coach in 2018 and Deputy Head Coach in 2019. Prior to Memphis, Silverfield split the 2015 season at Arizona State as a senior offensive analyst and with the NFL's Detroit Lions as an assistant offensive line coach – his second coaching stiny in the NFL. He helped a 2-7 Lions team finish 5-2 over the final two months of the season behind a revamped offensive line that allowed QB Matthew Stafford to throw 17 touchdowns with only one interception during that seven-game stretch.

In 2014, as an offensive consultant, he helped Toledo to a 9-4 mark and a 7-1 record in the Mid-America Conference to win the West division. The nine wins for the Rockets were the team's most since 2001, capped off by a GoDaddy.com Bowl win over Arkansas State. Silverfield's work with the offensive line helped pave the way for one of the best offenses in school history as the Rockets set school records for total offense, total rushing yardage and first downs per game while also ranking among the program's top five in points per game (2nd), touchdowns scored (3rd) and rushing touchdowns (3rd). The offense led the MAC in scoring offense, total offense, rushing offense and first downs with RB Kareem Hunt leading the league in rushing (1,631 yards) and leading FBS in yards per carry (8.0).

Silverfield spent six seasons with the Minnesota Vikings (2008-13) working with both the offensive and defensive lines. During his time in Minneapolis, the Vikings won a pair of NFC North Division titles with three playoff appearances, including the 2009 NFC Championship game. He worked with an offensive line that blocked for NFL MVP Adrian Peterson in 2012 as Peterson ran for a league-best 2,097 yards.

Silverfield and his wife, Katie, have twin daughters, Adeline and Cecilia. *Silverfield's full bio can be found on ArkansasRazorbacks.com.*

SILVERFIELD'S COLLEGIATE HEAD COACHING CAREER

Year	Team	Overall	Conference	Standings	Bowl/Playoffs	Coaches#	AP^
2019	Memphis	0-1	0-0		**L**, Cotton Bowl	17	17
2020	Memphis	8-3	5-3	T - 3rd	**W**, Montgomery Bowl		
2021	Memphis	6-6	3-5	T - 7th	**NC**, Hawaii Bowl		
2022	Memphis	7-6	3-5	T - 8th	**W**, First Responder Bowl		
2023	Memphis	10-3	6-2	4th	**W**, Liberty Bowl		
2024	Memphis	11-2	6-2	T - 3rd	**W**, Frisco Bowl		
2025	Memphis	8-4	4-4	T - 6th	Gasprilla Bowl&	23	24
2026	Arkansas	--	--	--	--		
TOTAL	**7 Seasons**	**50-25**	**27-21**				

#- Rankings from final Coaches Poll | ^- Rankings from final Associated Press Poll | & - Left Memphis for Arkansas job prior to bowl game | NC - (No Contest) Canceled

COACHING HISTORY

2026-pres.	**Arkansas** Head Coach
2019-25	**Memphis** Head Coach
2019	**Memphis** Deputy Head Coach/Run Game Coordinator/Offensive Line
2018	**Memphis** Assistant Head Coach/Run Game Coordinator/Offensive Line
2017	**Memphis** Run Game Coord./Offensive Line
2016	**Memphis** Offensive Line
2015	**Detroit Lions** Assistant Offensive Line
2015	**Arizona State** Senior Offensive Analyst
2014	**Toledo** Offensive Consultant
2011-13	**Minnesota Vikings** Assistant Offensive Line
2008-10	**Minnesota Vikings** Off. Quality Control/DL Assistant
2007	**UCF** Graduate Assistant (Defense)
2006	**UCF** Graduate Assistant (Offense)
2005	**Jacksonville** Quarterbacks
2004	**Memorial Day HS** Head Coach
2003	**Hampden-Sydney** Tight Ends, H-Backs
2001-02	**Hampden-Sydney** Defensive Line
2000	**Hampden-Sydney** Offensive Assistant
1999	**The Bolles School** Assistant Coach

2025 GAME-BY-GAME BREAKDOWN

GAME	FINAL SCORE	SCORE BY QUARTER 1	2	3	4	OT	FIRST DOWNS RU	PA	PN	TOT	RUSHING ATT	YDS	TD	PASSING C-A-I	YDS	TD	OFFENSE ATT	YDS	PUNTING NO-NET AVG	FUMBLES NO-LOST	PENALTY NO-YDS	THIRD DOWNS	TOTAL TOP
Alabama A&M	7	7	0	0	0		5	7	0	12	26	69	1	15-29-0	123	0	55	235	9-402-44.7	3-2	7-42	1-12	26:21
Arkansas	52	10	21	14	7		10	17	2	29	40	194	0	26-36-0	408	7	76	552	4-182-45.5	1-0	3-20	9-14	33:39
Arkansas St..	14	7	7	0	0		11	7	5	23	42	153	0	22-36-2	132	1	78	285	4-179-44.8	1-0	6-56	10-19	37:10
Arkansas	56	28	7	14	7		14	14	1	29	29	321	4	20-29-2	309	4	58	630	1-62-62.0	0-0	8-74	5-6	22:50
Ole Miss	41	7	24	7	3		9	11	5	25	40	118	3	22-30-0	357	2	70	475	2-110-55.0	0-0	7-63	8-12	26:49
Arkansas	35	7	21	0	7		14	13	2	29	37	221	4	22-35-0	305	1	72	526	1-47-47.0	1-1	7-68	9-12	33:11
Memphis	32	10	7	9	6		16	9	1	26	41	290	3	15-31-2	199	1	72	489	3-145-48.3	2-0	4-20	6-13	32:05
Arkansas	31	7	21	3	0		10	13	0	23	32	175	3	18-34-2	325	1	66	500	5-232-46.4	1-1	7-55	3-10	27:55
Notre Dame	56	14	28	7	7		11	20	1	32	40	210	4	24-32-0	431	4	72	641	0-0-0.0	0-0	5-42	6-10	32:47
Arkansas	13	3	10	0	0		9	6	0	15	30	158	1	17-32-1	207	0	62	365	2-90-45.0	1-1	6-60	7-15	27:13
Tennessee	34	7	10	10	7		12	10	0	22	40	264	3	16-25-0	221	1	65	485	5-228-45.6	0-0	10-78	2-9	25:05
Arkansas	31	10	7	0	14		13	13	3	29	45	240	2	21-31-0	256	2	76	495	2-82-41.0	4-3	1-10	7-13	34:55
Texas A&M	45	7	14	17	7		11	15	3	29	35	217	3	23-32-0	280	3	67	497	2-93-46.5	0-0	7-67	5-11	33:48
Arkansas	42	3	17	7	15		11	11	3	25	32	268	2	20-33-0	259	3	65	527	2-107-53.5	0-0	9-71	4-10	26:12
Auburn	33	7	3	6	17		13	8	1	22	50	230	0	13-20-1	150	1	70	380	1-32-32.0	1-0	4-35	3-12	37:40
Arkansas	24	0	21	3	0		5	8	1	14	23	63	1	14-22-3	268	1	45	331	2-46-23.0	1-1	3-12	3-7	22:20
Miss. State	38	7	0	14	17		9	10	7	26	38	106	2	18-33-1	282	3	71	388	3-140-46.7	2-0	4-30	6-14	25:39
Arkansas	35	0	13	15	7		15	8	2	25	46	239	3	19-31-0	194	1	77	433	5-222-44.4	2-0	18-193	7-16	34:21
LSU	23	0	16	0	7		11	8	2	21	37	155	1	22-33-0	235	1	70	390	6-188-31.3	0-0	7-57	8-17	34:45
Arkansas	22	14	0	8	0		7	8	1	16	35	175	2	11-19-2	165	0	54	340	3-139-46.3	0-0	6-55	2-11	25:15
Texas	52	14	10	21	7		4	15	3	22	28	97	1	19-31-0	393	5	59	490	3-109-36.3	1-0	7-72	8-12	25:43
Arkansas	37	6	14	3	14		12	13	4	29	31	188	3	26-49-1	324	1	80	512	2-81-42.0	1-1	9-65	6-14	33:55
Missouri	31	7	7	6	11		18	2	6	26	58	322	3	4-7-0	25	0	65	347	2-80-40.0	2-1	5-45	4-10	34:03
Arkansas	17	7	10	0	0		7	8	0	15	25	61	0	17-30-0	180	1	55	246	6-278-46.3	1-0	16-121	5-13	25:57

AP POLL

As of August 17, 2026

Rank	Team	Record	Points	Previous
1	Ohio State (40)	0-0	1,672	-
2	Oregon (14)	0-0	1,597	-
3	Georgia	0-0	1,513	-
4	Notre Dame (6)	0-0	1,510	-
5	Texas	0-0	1,483	-
6	Indiana (8)	0-0	1,440	-
7	Miami (FL) (1)	0-0	1,379	-
8	Texas A&M	0-0	1,131	-
9	Ole Miss	0-0	1,102	-
10	Oklahoma	0-0	1,047	-
11	LSU	0-0	988	-
12	Texas Tech	0-0	983	-
13	Alabama	0-0	904	-
14	BYU	0-0	839	-
14	USC	0-0	839	-
16	Michigan	0-0	718	-
17	Washington	0-0	501	-
18	Penn State	0-0	482	-
19	SMU	0-0	434	-
20	Tennessee	0-0	394	-
21	Utah	0-0	304	-
22	Iowa	0-0	260	-
23	Houston	0-0	252	-
24	Louisville	0-0	194	-
25	Missouri	0-0	117	-

Others receiving votes: Clemson 112, Florida 51, Boise State 43, Arizona 32, TCU 11, Navy 10, South Carolina 10, Illinois 9, Oklahoma State 8, Vanderbilt 8, Pittsburgh 7, Virginia Tech 6, Minnesota 5, UNLV 4, New Mexico 4, Georgia Tech 4, Louisiana 4, James Madison 3, Auburn 3, Memphis 2, California 2, Liberty 1, Western Michigan 1, Tulane 1, Virginia 1

USA TODAY COACHES POLL

As of August 4, 2026

Rank	Team	Record	Points	Previous
1	Ohio State (38)	0-0	1741	-
2	Oregon (6)	0-0	1637	-
3	Georgia (7)	0-0	1591	-
4	Texas (2)	0-0	1544	-
5	Notre Dame (5)	0-0	1524	-
6	Indiana (14)	0-0	1522	-
7	Miami (FL)	0-0	1409	-
8	Texas A&M	0-0	1174	-
9	Oklahoma	0-0	1104	-
10	Ole Miss	0-0	1096	-
11	Alabama	0-0	1050	-
12	Texas Tech	0-0	1034	-
13	LSU	0-0	951	-
14	USC	0-0	838	-
15	BYU	0-0	781	-
16	Michigan	0-0	719	-
17	Penn State	0-0	463	-
18	Tennessee	0-0	428	-
19	Washington	0-0	406	-
20	SMU	0-0	378	-
21	Utah	0-0	313	-
22	Iowa	0-0	291	-
23	Clemson	0-0	235	-
24	Houston	0-0	194	-
25	Missouri	0-0	158	-

Others receiving votes: Louisville 153; Florida 147; TCU 63; Illinois 62; South Carolina 50; Arizona 50; Virginia 40; Vanderbilt 37; Auburn 29; Georgia Tech 26; Boise State 24; Oklahoma State 22; UNLV 17; North Carolina State 13; Florida State 13; Virginia Tech 12; Nebraska 12; Memphis 9; Arizona State 8; James Madison 6; Duke 6; Pittsburgh 4; New Mexico 4; Western Michigan 3; Navy 3; San Diego State 2; Kansas State 1; Jacksonville State 1; Hawaii 1; California 1;

2025 GAME-BY-GAME LEADERS

Opponent	Rushes	Rush Yards	Catches	Receiving Yards	Tackles	Tackles For Loss	Sacks
Alabama A&M	9, Two Tied	79, Mike Washington Jr.	7, O'Mega Blake	121, O'Mega Blake	4, Three Tied	1.0, Five Tied	1.0, Two Tied
vs. Arkansas State	9, Two Tied	151, Taylen Green	5, O'Mega Blake	64, O'Mega Blake	15, Xavian Sorey Jr.	2.0, Two Tied	2.0 Quincy Rhodes Jr.
at Ole Miss	14, Taylen Green	115, Taylen Green	6, O'Mega Blake	81, O'Mega Blake	9, Stephen Dix Jr.	1.0, Three Tied	1.0 Miguel Mitchell
at Memphis	15, Mike Washington Jr.	70, Mike Washington Jr.	6, O'Mega Blake	102, Rohan Jones	9, Larry Worth III	4.0, Quincy Rhodes jr.	2.0 Quincy Rhodes Jr.
Notre Dame	15, Mike Washington Jr.	81, Taylen Green	6, O'Mega Blake	73, O'Mega Blake	12, Miguel Mitchell	2.5, Phillip Lee	1.0, Phillip Lee
at Tennessee	19, Mike Washington Jr.	131, Mike Washington Jr.	7, Raylen Sharpe	76, Raylen Sharpe	11, Stephen Dix Jr.	1.0 Stephen Dix Jr.	N/A
Texas A&M	16, Mike Washington Jr.	147, Mike Washington Jr.	7, O'Mega Blake	118, O'Mega Blake	11, Xavian Sorey, Jr.	1.0, Two Tied	N/A
Auburn	12, Mike Washington Jr.	41, Mike Washington Jr.	6, O'Mega Blake	127, Rohan Jones	12, Stephen Dix Jr.	2.0, Quincy Rhodes Jr.	2.0 Quincy Rhodes Jr.
Mississippi State	19, Mike Washington Jr.	116, Mike Washington Jr.	5, Raylen Sharpe	84, Raylen Sharpe	8, Bradley Shaw	4.5, Quincy Rhodes Jr.	1.0, Two Tied
at LSU	17, Taylen Green	85, Mike Washington Jr.	4, Raylen Sharpe	65, Raylen Sharpe	7, Two Tied	2.5, Xavian Sorey Jr.	1.0, Four Tied
at Texas	17, Mike Washington Jr.	105, Mike Washington Jr.	6, Mike Washington Jr.	82, Rohan Jones	7, Xavian Sorey Jr.	1.0, Danny Saili	N/A
Missouri	11, Mike Washington Jr.	50, Mike Washington Jr.	5, Mike Washington Jr.	53, O'Mega Blake	10, Larry Worth III	2.0, Cam Ball	1.0 Two Tied

DEPTH **CHART**

OFFENSE

WR-X	**6**	**Chris Marshall**	**5th // 6-3 // 213**
	19	Antonio Jordan	So. // 6-6 // 228
-OR-	1	Courtney Crutchfield	Jr. // 6-2 // 187
WR-A	**9**	**Jamari Hawkins**	**5th // 5-10 // 188**
-OR-	**4**	**Ismael Cisse**	**Sr. // 6-0 // 198**
	13	Jelani Watkins	Jr. // 5-10 // 163
LT	**75**	**Kavion Broussard**	**Jr. // 6-6 // 312**
	79	Josiah Clemons	So. // 6-7 // 341
LG	**71**	**Malachi Breland**	**Sr. // 6-5 // 334**
	74	Terence Roberson Jr.	Jr. // 6-6 // 322
C	**52**	**Caden Kitler**	**5th // 6-3 // 303**
	53	Kash Courtney	So. // 6-4 // 301
RG	**50**	**Kobe Branham**	**Jr. // 6-5 // 336**
	73	Brooks Edmonson	5th // 6-4 // 313
RT	**64**	**Bryant Williams**	**5th // 6-7 // 335**
	54	Adam Hawkes	Jr. // 6-6 // 306
QB	**7**	**KJ Jackson**	**Jr. // 6-4 // 225**
	2	AJ Hill	So. // 6-4 // 232
RB	**5**	**Sutton Smith**	**5th // 5-9 // 196**
	0	Braylen Russell	Jr. // 6-1 // 228
	27	Cam Settles	So. // 5-11 // 209
TE	**83**	**Jaden Platt**	**Sr. // 6-5 // 255**
	85	Ty Lockwood	Sr. // 6-4 // 246
	32	Matt Adcock	Sr. // 6-3 // 238
WR-Z	**3**	**CJ Brown**	**Jr. // 6-1 // 195**
	8	Donovan Faupel	Sr. // 6-1 // 201
	11	Monte Harrison	Jr. // 6-3 // 222

DEFENSE

DE	**97**	**Quincy Rhodes Jr.**	**Sr. // 6-6 // 273**
	88	Xadavien Sims	Jr. // 6-3 // 308
	90	Caleb Bell	So. // 6-3 // 284
NT	**92**	**David Oke**	**5th // 6-2 // 298**
-OR-	**91**	**Carlon Jones**	**Jr. // 6-2 // 327**
	99	Danny Beale	Fr. // 6-5 // 347
DT	**0**	**Hunter Osborne**	**Sr. // 6-4 // 313**
	28	Trajen Odom	So. // 6-3 // 297
-OR-	55	Antonio Sandel-Bascomb	Sr. // 6-3 // 315
JACK	**35**	**Steven Soles**	**Jr. // 6-2 // 237**
	9	Charlie Collins	Jr. // 6-5 // 233
LB	**7**	**Bradley Shaw**	**Jr. // 6-1 // 229**
	44	Ben Bogle	5th // 6-1 // 226
-OR-	42	Jeremy Evans	5th // 6-1 // 229
LB	**25**	**Ja'Quavion Smith**	**Jr. // 6-1 // 229**
	8	Phoenix Jackson	5th // 6-0 // 221
-OR-	10	Wyatt Simmons	Jr. // 6-3 // 226
CB	**20**	**Joker Johnson**	**Sr. // 6-0 // 195**
	17	DJ Hairston	So. // 6-2 // 176
S	**24**	**Miguel Mitchell**	**5th // 6-1 // 219**
	14	Kyeaure Magloire	5th // 6-3 // 210
FS	**1**	**Christian Harrison**	**5th // 6-0 // 202**
	22	Tay Lockett	Fr. // 6-0 // 185
CB	**2**	**Shelton Lewis**	**Sr. // 5-11 / 190**
-OR-	**4**	**La'khi Roland**	**Jr. // 6-2 // 195**
STAR	**6**	**Khmori House**	**Jr. // 6-1 // 202**
	13	Carter Stoutmire	Sr. // 5-11 // 216

SPECIAL TEAMS

K	**30**	**Max Gilbert**	**Sr. // 6-0 // 201**
	39	Braeden McAllister	5th // 6-0 // 196
P	**37**	**Gavin Rush**	**So. // 6-3 // 209**
-OR-	**34**	**Jesse Ehrlich**	**5th // 6-2 // 200**
KO	**39**	**Braeden McAllister**	**5th // 6-0 // 196**
-OR-	**30**	**Max Gilbert**	**Sr. // 6-0 // 201**

LS	**51**	**Adam Johnston**	**Sr. // 6-0 // 225**
	59	Max Schmidly	Sr. // 6-3 // 217
H	**37**	**Gavin Rush**	**So. // 6-3 // 209**
	34	Jesse Ehrlich	5th // 6-2 // 200
KR	**9**	**Jamari Hawkins**	**5th // 5-10 // 188**
PR	**5**	**Sutton Smith**	**5th // 5-9 // 196**

GAME-BY-GAME **OFFENSIVE STARTERS**

Opponent	LT	LG	C	RG	RT	TE	TE/WR/RB	QB	RB	WR	WR
Alabama A&M	Robinson II	Carmona	Kitler	Branham	Harris	Platt	R. Jones (TE)	T. Green	Washington Jr.	Blake	J. Brown
Arkansas State	Robinson II	Carmona	Kitler	Branham	Harris	Platt	CJ Brown (WR)	T. Green	Washington Jr.	Blake	J. Brown
at Ole Miss	Robinson II	Carmona	Kitler	Branham	Harris	Platt	CJ Brown (WR)	T. Green	Washington Jr.	Blake	J. Brown
at Memphis	Robinson II	Carmona	Kitler	Branham	Harris	Platt	Paaske (TE)	T. Green	Washington Jr.	Blake	J. Brown
Notre Dame	Robinson II	Carmona	Kitler	Branham	Harris	Platt	CJ Brown (WR)	T. Green	Washington Jr.	Blake	J. Brown
at Tennessee	Robinson II	Carmona	Kitler	Branham	Harris	Platt	CJ Brown (WR)	T. Green	Washington Jr.	Blake	Sharpe
Texas A&M	Robinson II	Carmona	Kitler	Branham	Harris	Platt	R. Jones (TE)	T. Green	Washington Jr.	Blake	CJ Brown
Auburn	Robinson II	Carmona	Kitler	Branham	Harris	Sharpe (WR)	Russell (RB)	T. Green	Washington Jr.	Blake	CJ Brown
Mississippi State	Robinson II	Carmona	Courtney	Branham	McRoy	Platt	R. Jones (TE)	T. Green	Washington Jr.	Blake	CJ Brown
at LSU	Robinson II	Carmona	Kitler	Branham	Harris	Platt	Sharpe (WR)	T. Green	Washington Jr.	Blake	CJ Brown
at Texas	Robinson II	Carmona	Kitler	Branham	Harris	Platt	Lassiter (TE)	T. Green	Washington Jr.	Blake	CJ Brown
Missouri	Robinson II	Carmona	Kitler	Harris	Broussard	Platt	Jones (TE)	K. Jackson	Washington Jr.	Blake	CJ Brown

GAME-BY-GAME **DEFENSIVE STARTERS**

Opponent	DE	DT	DT	DE	LB	LB	CB	S	S	CB	NB	DIME
Alabama A&M	Rhodes Jr.	Ball	Geffrard	Collins	Dix Jr.	Sorey Jr.	Neal	Mitchell	Worth III	Walker	Young	--
Arkansas State	Rhodes Jr.	Ball	Geffrard	Lee	Dix Jr.	Sorey Jr.	Neal	Wooden	Worth III	Walker	Young	--
at Ole Miss	Boone	Ball	Geffrard	Lee	Dix Jr.	Sorey Jr.	Neal	Wooden	Worth III	Walker	Mitchell	--
at Memphis	Rhodes Jr.	Ball	Geffrard	Lee	Dix Jr.	Sorey Jr.	Neal	Wooden	Worth III	Singletary	Young	--
Notre Dame	Rhodes Jr.	Ball	Geffrard	Lee	Shaw	Sorey Jr.	Neal	Wooden	Worth III	Walker	Young	--
at Tennessee	Rhodes Jr.	Ball	Geffrard	Boone	Shaw	Sorey Jr.	Neal	Wooden	Worth III	Walker	Young	--
Texas A&M	Rhodes Jr.	Ball	Geffrard	Collins	Dix Jr.	Sorey Jr.	Neal	Wooden	Worth III	Walker	Young	--
Auburn	Rhodes Jr.	--	Geffrard	Boone	Dix Jr.	Sorey Jr.	Neal	Wooden	Worth III	Walker	Young	Shaw (LB)
Mississippi State	Rhodes. Jr.	Ball	Geffrard	Collins	Dix Jr.	Sorey Jr.	Neal	Wooden	Worth III	Walker	--	Shaw (LB)
at LSU	Rhodes Jr.	Ball (DE)	Geffrard	--	Dix Jr.	Sorey Jr.	Neal	Wooden	Mitchell	Walker	Young	Shaw (LB)
at Texas	Rhodes Jr.	Ball (DE)	Geffrard	--	Dix Jr.	Sorey Jr.	Neal	Wooden	Worth III	Walker	Young	Shaw (LB)
Missouri	Rhodes Jr.	Ball (DE)	Geffrard	--	Dix Jr.	Sorey Jr.	Neal	Wooden	Worth III	Singletary	Walker	Shaw (LB)

CAREER **STARTS**

OFFENSE	2026	2025	2024	2023	2022	2021	TOT	CONS
Caden Kitler, OL, 5th	-	11	11	0	0	-	22	3
Malachi Breland, OL, Sr.	-	12	7	0	-	-	19	-
Bryant Williams, OL, 5th	-	11	3	0	0	-	14	-
Kobe Branham, OL, Jr.	-	11	1	-	-	-	12	-
Donovan Faupel, WR, Sr.	-	11	1	0	-	-	12	-
Braeden Fuller, QB, 5th	-	0	12	0	0	-	12	-
Jamari Hawkins, WR, 5th	-	11	1	0	0	-	12	-
CJ Brown, WR, Jr.	-	10	1	-	-	-	11	8
Jaden Platt, TE, Sr.	-	11	0	-	-	-	11	4
Sutton Smith, RB, 5th	-	4	1	2	1	-	8	-
Matt Adcock, TE, Sr.	-	7	0	0	-	-	7	-
Chris Marshall, WR, 5th	-	5	0	0	2	-	7	-
Ismael Cisse, WR, Sr.	-	-	5	0	-	-	5	-
Braylen Russell, RB, Jr.	-	1	2	-	-	-	3	-
Adam Hawkes, OL, Jr.	-	2	0	-	-	-	2	-
Maddox Lassiter, TE, Sr.	-	1	1	-	-	-	2	-
Kash Courtney, OL, So.	-	1	-	-	-	-	1	-
Kavion Broussard, OL, Jr.	-	1	-	-	-	-	1	1
Brooks Edmonson, OL, 5th	-	0	1	-	-	-	1	-
KJ Jackson, QB, Jr.	-	1	-	-	-	-	1	1

DEFENSE	2026	2025	2024	2023	2022	2021	TOT	CONS
Caleb Wooden, DB, 5th	-	11	6	2	1	-	19	11
David Oke, DL, 5th	-	0	13	1	4	-	18	-
Khmori House, DB, Jr.	-	12	5	-	-	-	17	12
Christian Harrison, DB, 5th	-	12	4	0	0	-	16	-
John Howse IV, DB, 5th	-	4	11	1	0	0	16	-
Joker Johnson, DB, Sr.	-	14	0	0	-	-	14	14
Miguel Mitchell, DB, 5th	-	3	2	8	1	-	14	-
Quincy Rhodes Jr., DL, Sr.	-	11	1	0	-	-	12	9
Ben Bogle, LB, 5th	-	0	10	1	0	-	11	-
Ja'Quavion Smith, LB, Jr.	-	11	0	-	-	-	11	-
La'khi Roland, DB, Jr.	-	6	4	-	-	-	10	-
Carter Stoutmire, DB, Sr.	-	5	4	1	-	-	10	-
Bradley Shaw, LB, Jr.	-	7	0	-	-	-	7	5
Shelton Lewis, DB, Sr.	-	0	4	2	-	-	6	-
Kyeaure Magloire, DB, 5th	-	2	2	1	0	-	5	-
DJ Hairston, DB, So.	-	4	-	-	-	-	4	-
Charlie Collins, DL, Jr.	-	3	0	-	-	-	3	-
Braydon Lee, DB, Jr.	-	2	0	-	-	-	2	-
Brian Alston, DL, Sr.	-	1	0	0	-	-	1	-
Jeremy Evans, LB, 5th	-	0	0	1	0	-	1	-
Phoenix Jackson, LB, 5th	-	1	0	0	0	0	1	-

EXPERIENCE **ANALYSIS**

The chart to the right shows Arkansas' offensive and defensive starting lineups since 2008 with numbers representing total starts by classes and percentages of total starts for the entire season.

Season	G	SR	JR	SO	FR	UpperCl%
2026	- (0-0)	-	-	-	-	-
2025	12 (2-10)	161 (61.0%)	38 (14.4%)	50 (18.9%)	15 (5.7%)	199 (75.4%)
2024	13 (7-6)	126 (44.1%)	82 (28.7%)	73 (25.5%)	5 (0.2%)	208 (72.3%)
2023	12 (4-8)	134 (50.8%)	67 (25.4%)	34 (12.9%)	29 (11.0%)	201 (76.1%)
2022	13 (7-6)	122 (42.7%)	117 (40.9%)	38 (13.3%)	9 (3.1%)	239 (83.6%)
2021	13 (9-4)	159 (55.6%)	58 (20.3%)	66 (23.1%)	3 (0.1%)	217 (75.9%)
2020	10 (3-7)	70 (31.8%)	50 (22.7%)	45 (20.5%)	55 (25.0%)	120 (54.6%)
2019	12 (2-10)	77 (29.2%)	55 (20.8%)	73 (27.7%)	59 (22.4%)	132 (50.0%)
2018	12 (2-10)	103 (39.2%)	86 (32.7%)	44 (16.7%)	30 (11.4%)	189 (71.2%)
2017	12 (4-8)	66 (25.0%)	108 (40.1%)	65 (24.6%)	25 (9.5%)	174 (65.9%)
2016	13 (7-6)	114 (39.9%)	82 (28.7%)	70 (24.5%)	20 (6.9%)	196 (68.5%)
2015	13 (8-5)	67 (23.4%)	143 (50.0%)	58 (20.3%)	18 (6.3%)	210 (73.4%)
2014	13 (7-6)	92 (32.2%)	72 (25.2%)	89 (31.1%)	33 (11.5%)	164 (57.3%)
2013	12 (3-9)	107 (40.5%)	59 (22.3%)	57 (21.6%)	41 (15.5%)	166 (66.7%)
2012	12 (4-8)	99 (37.5%)	87 (33.0%)	31 (11.7%)	46 (17.4%)	186 (70.5%)
2011	13 (11-2)	110 (38.5%)	97 (33.9%)	65 (22.7%)	14 (4.9%)	207 (72.4%)
2010	13 (10-3)	102 (35.7%)	107 (37.4%)	44 (15.4%)	33 (11.5%)	209 (73.1%)
2009	13 (8-5)	74 (25.9%)	83 (29.0%)	115 (40.2%)	14 (4.9%)	157 (54.9%)
2008	12 (5-7)	58 (22.0%)	64 (24.2%)	65 (24.6%)	77 (29.2%)	112 (46.2%)

GAME-BY-GAME **OFFENSIVE LINE SNAPS**

Player	Total	AAMU	ASU	OM	MEM	ND	TENN	TAMU	AUB	MSU	LSU	TEX	MIZ
Corey Robinson II	800	67	51	74	68	66	78	69	46	82	57	84	58
Fernando Carmona	790	64	51	74	68	66	78	69	46	82	56	84	52
Kobe Branham	733	42	51	74	68	66	78	69	46	82	57	84	16
Caden Kitler	719	68	51	74	68	66	78	69	46	--	57	84	58
E'Marion Harris	678	68	51	74	68	66	69	69	46	--	57	62	48
Kavion Broussard	181	11	10	--	--	--	--	--	--	80	--	22	58
Kash Courtney	103	11	10	--	--	--	--	--	--	82	--	--	--
Shaq McRoy	58	30	10	1	1	3	10	1	--	2	--	--	--
Blake Cherry	25	12	10	0	0	0	0	0	0	0	3	0	0
Marcus Dumervil	20	11	9	--	--	--	--	--	--	--	--	--	--
LJ Prudhomme	11	11	--	--	--	--	--	--	--	0	0	0	--
Brooks Edmonson	2	0	1	0	0	0	0	0	0	0	1	0	0

according to Pro Football Focus

NEED TO KNOW INFO

Opponent	Captains	Length	Coin Toss	Kick/Receive	Helmet/Jersey/Pants	Attendance	1st Poss.	Opp. 1st Poss.	Result
Alabama A&M	Ball, Carmona, Green, Sorey Jr.	3:22	ARK	REC	Cardinal/Cardinal/White	70,827	TD	TD	W, 52-7
Arkansas State	Bale, Carmona, Green, Ngo	3:24	ASU	REC	Cardinal/Cardinal/White	54,224	TD	PUNT	W, 46-14
at Ole Miss	Bale, Ball, Ngo, Sorey Jr.	3:32	ARK	REC	Cardinal/White/White	65,068	FGA	TD	L, 41-35
at Memphis	Ball, Carmona, Green, Sorey Jr.	3:31	ARK	REC	White/White/White	39,861	TD	FG	L, 32-31
Notre Dame	Bale, Ball, Ngo, Sorey Jr.	3:20	ARK	REC	Cardinal/Cardinal/White	75,111	FG	TD	L, 56-13
at Tennessee	Bale, Carmona, Green, Ngo	3:36	ARK	REC	Cardinal/White/White	101,915	TD	TD	L, 34-31
Texas A&M	Ball, Carmona, Sorey Jr., Green	3:31	TAMU	REC	Cardinal/Cardinal/Cardinal	73,845	FG	TD	L, 45-42
Auburn	Bale, Carmona, Green, Ngo	3:09	ARK	REC	Cardinal/Cardinal/Cardinal	68,922	DOWNS	TD	L, 33-24
Mississippi State	Ball, Carmona, Green, Sorey Jr.	3:42	ARK	REC	Cardinal/Cardinal/White	68,358	PUNT	TD	L, 38-35
at LSU	Bale, Ball, Green, Ngo	3:18	LSU	REC	White/Cardinal/Cardinal	100,212	FUM	PUNT	L, 23-22
at Texas	Ball, Carmona, Green, Sorey Jr.	3:38	TEX	REC	Cardinal/White/White	102,361	FG	TD	L, 52-37
Missouri	Ball, Bale, Carmona, Green, Ngo, Sorey Jr.	3:11	ARK	KICK	Cardinal/Cardinal/White	61,508	PUNT	TD	L, 31-17

THE LAST TIME ARKANSAS . . .

RUSHING

Had 500+ yards rushing ..... vs. South Carolina, 2007 (542)
Had 400+ yards rushing: ..... at Texas Tech, 2014 (438)
Had 400+ yards rushing in consecutive games ..... at Texas Tech, 2014 (438)
..... vs. Nicholls, 2014 (495)
Had 300+ yards rushing: ..... vs. Arkansas State, 2025 (321)
Had 300+ yards rushing in consecutive games ..... at Texas Tech, 2014 (438)
..... vs. Nicholls, 2014 (495)
Had 300+ yards rushing in three consecutive games ..... at Alabama, 2007 (301)
..... vs. Kentucky, 2007 (338)
..... vs. North Texas, 2007 (446)
Had 300+ yards rushing in four consecutive games ..... vs. Troy, 2007 (350)
..... at Alabama, 2007 (301)
..... vs. Kentucky, 2007 (338)
..... vs. North Texas, 2007 (446)
Had 250+ yards rushing: ..... vs. Texas A&M, 2025 (268)
Had 200+ yards rushing: ..... vs. Mississippi State, 2025 (239)
Had 200+ yards in consecutive games ..... at Tennessee (240), vs. Texas A&M (268), 2025
Had 70+ rushing attempts: ..... at Kentucky, 2003 (71)
Had 60+ rushing attempts: ..... at Texas Tech, 2014 (68)
Had 50+ rushing attempts: ..... at Auburn, 2024 (55)
Had 7+ rushing TDs: ..... vs. Arkansas-Pine Bluff, 2024 (8)
Had 6+ rushing TDs: ..... vs. UT Martin, 2015 (6)
Had 6+ rushing TDs in consecutive games ..... vs. Nicholls, 2014 (6)
..... at Texas Tech, 2014 (7)
Had 5+ rushing TDs: ..... vs. Kansas, 2022 (5)
Had 5+ rushing TDs in consecutive games ..... vs. Nicholls, 2014 (6)
..... at Texas Tech, 2014 (7)
Had 4+ rushing TDs: ..... vs. Arkansas State, 2025 (4)
Had 4+ rushing TDs in consecutive games ..... vs. Arkansas State (4), at Ole Miss, 2025 (4)
Had 3+ rushing TDs: ..... at Texas, 2025 (3)
Had 3+ rushing TDs in consecutive games ..... vs. Louisiana Tech 2024 (3), at Missouri, 2024 (3)
Had 3+ rushing TDs in three straight games ..... vs. Arkansas Pine Bluff, 2024 (4)
..... at Oklahoma State, 2024 (3)
..... vs. UAB, 2024 (4)
Had 2+ players with 100 yards rushing: ..... vs. Arkansas State, 2025 (Green - 151, Washington - 116)
Had 3+ players with 100 yards rushing: .... vs. North Texas, 2007 (McFadden - 138, Jones - 132, Barnett - 105)

PASSING

Had 500+ yards passing: ..... vs. Texas A&M, 2011 (510)
Had 400+ yards passing: ..... at Oklahoma State, 2024 (416)
Had 300+ yards passing: ..... at Texas, 2025 (324)
Had 200+ yards passing: ..... vs. Mississippi State, 2025 (268)
Had 50+ pass attempts ..... vs. San Jose State, 2019 (50)
Had 40+ pass attempts: ..... at Texas, 2025 (49)
Had 30+ pass attempts: ..... vs. Missouri, 2025 (30)
Had 30+ pass completions: ..... vs. Mississippi State, 2015 (30)
Had 25+ pass completions: ..... at Texas, 2025 (26)
Had 20+ pass completions: ..... vs. Texas A&M, 2025 (20)
Had fewer than 10 pass completions ..... vs. Texas A&M, 2021 (9)
Had 7+ passing TDs: ..... vs. Alabama A&M, 2025 (7)
Had 6+ passing TDs: ..... vs. Mississippi State, 2015 (7)
Had 5+ passing TDs: ..... at Mississippi State, 2024 (5)
Had 4+ passing TDs: ..... vs. Arkansas State, 2025 (4)
Had 3+ passing TDs: ..... vs. Texas A&M, 2025 (3)
Had 5+ passes intercepted ..... vs. San Jose State, 2019 (5)
Had 4+ passes intercepted: ..... vs. San Jose State, 2019 (5)
Had 3+ passes intercepted: ..... vs. Georgia, 2020 (3)

RECEIVING

Had two players with 100 yards receiving: ..... vs. Texas Tech, 2024 (James - 137, TeSlaa - 107)
Had 10+ different receivers catch a pass ..... vs. Alabama A&M, 2025 (10)
Had 9+ different receivers catch a pass ..... at Ole Miss, 2025 (9)
Had 8+ different receivers catch a pass ..... at Texas, 2025 (8)
Had multiple players catch 7+ passes in a game ..... vs. Mississippi State, 2015 (2)
(Morgan - 7 & Henry - 7)

COMBINATION OFFENSE

Had one 300-yard passer and one 100-yard rusher in a game: ..... at Ole Miss, 2025
(Taylen Green - 305 pass & Taylen Green - 115 rush)
Had one 300-yard passer and one 200-yard rusher in a game: ..... at Mississippi State, 2016
(Allen - 303 pass & Williams III - 205 rush)
Had one 100-yard receiver and one 100-yard rusher in a game: ..... vs. Texas A&M, 2025
..... (O'Mega Blake - 118 receiving & Mike Washington Jr. - 147 rush)
Had one 100-yard receiver and two 100-yard rushers in a game: ..... at Auburn, 2022
..... (Matt Landers - 121 receiving & KJ Jefferson - 130 rush, Rashod Dubinion - 112 rush)
Had one 100-yard receiver and one 100-yard rusher in consecutive games: ... vs. UAB, at Oklahoma St., 2024
(Armstrong 164 & 137 receiving & Jackson 147 rush & 149 rush)
Had one 200-yard rusher and one 100-yard receiver in a game: ..... vs. South Carolina, 2006
(McFadden - 219 rushing & Monk - 192 receiving)
Had one 150-yard rusher and one 150-yard receiver in a game: ..... at Missouri, 2020
(Trelon Smith - 172 rushing & Treylon Burks - 206 receiving)
Had four different receivers catch a touchdown pass: ..... vs. Arkansas State, 2025
(J. Brown - 1, Blake - 1, Sharpe 1, Jones - 1)
Had two 100-yard rushers: ..... vs. Arkansas State, 2025
(Taylen Green - 151 & Mike Washington Jr. - 116)
Had two 100-yard rushers in consecutive games: ..... at Texas Tech, 2014 (Collins - 145 & Williams - 212)
vs. Nicholls, 2014 (Collins - 143 & Williams - 131)
Had a 200-yard rusher and a 100-yard rusher in a game: ..... at Mississippi State, 2015
(Williams III - 205 & Whaley - 112)
Had two 150-yard rushers in a game: ..... vs. South Carolina, 2007
(McFadden - 321 & Jones - 166)
Had three 100-yard rushers in a game: ..... vs. North Texas , 2007
(McFadden - 138, Jones - 132 & Barnett - 105)
Had two 100-yard receivers in a game: ..... vs. Texas Tech, 2024
(James - 137, TeSlaa - 107)

TOTAL OFFENSE

Had 700+ yards total offense ..... vs. North Texas, 2007 (713)
Had 600+ yards total offense ..... vs. Arkansas State, 2025 (630)
Had 550+ yards total offense ..... vs. Alabama A&M, 2025 (552)
Had 500+ yards total offense ..... at Texas, 2025 (512)
Had 400+ yards total offense ..... vs. Mississippi State, 2025 (433)
Had 500+ yards total offense in consecutive games ..... vs. Arkansas State, 2025 (630)
..... vs. Alabama A&M 2025 (552)
Had 85+ plays total offense ..... at Oklahoma State, 2024 (93)
Had 80+ plays total offense ..... at Texas, 2025 (80)
Had 75+ plays total offense ..... vs. Alabama A&M, 2025 (76)

SCORING

Scored 70+ points ..... vs. Arkansas-Pine Bluff, 2024 (70)
Scored 60+ points ..... vs. UT Martin, 2015 (63)
Scored 50+ points ..... vs. Arkansas State, 2025 (56)
Scored 40+ points ..... vs. Texas A&M, 2025 (42)
Scored 30+ points ..... at Texas, 2025 (37)
Scored 40+ points in three consecutive games ..... vs. Auburn, 2015 (54)
..... vs. UT Martin, 2015 (63)
..... at Ole Miss, 2015 (53)
Scored 30+ points in five consecutive games ..... vs. Auburn, 2015 (54)
..... vs. UT Martin, 2015 (63)
..... at Ole Miss, 2015 (53)
..... at LSU, 2015 (31)
..... vs. Mississippi State, 2015 (50)
Scored 40+ points in a half ..... vs. UAPB, 2024 (1st half - 49)
Scored 30+ points in a half ..... vs. Arkansas State, 2025 (1st half - 35)
Scored 35+ points in a quarter ..... vs. Nicholls, 2014 (1st - 35)
Scored 28+ points in a quarter ..... vs. Arkansas State, 2025 (1st - 28)
Scored 50+ points in consecutive games ..... vs. Arkansas State, 2025 (56)
..... vs Alabama A&M, 2025 (52)
Scored 50+ points in three consecutive games ..... vs. Auburn, 2015 (54)
..... at Ole Miss, 2015 (53)
..... vs. UT Martin, 2015 (63)
Scored 50+ points in consecutive SEC games ..... vs. Auburn, 2015 (54)
..... at Ole Miss, 2015 (53)
Both teams combined for 100+ points ..... at Ole Miss, 2021 (L, 52-51)
Allowed 60+ points ..... vs. Ole Miss, 2024 (63)
Allowed 50+ points ..... at Texas, 2025 (52)
Allowed 40+ points ..... vs. Texas A&M, 2025 (45)
Allowed 30+ points ..... vs. Missouri, 2025 (31)
Was held scoreless ..... at Georgia, 2021 (37-0)
Was held scoreless at Donald W. Reynolds Razorback Stadium ..... vs. Alabama, 2012 (52-0)
Was held scoreless on the road ..... at Georgia, 2021 (37-0)
Was held scoreless at a neutral site ..... vs. Ole Miss, 1959 (28-0)
Won a game without a rushing TD ..... vs. Alabama A&M, 2025
Won a game without a passing TD ..... vs. Tennessee, 2024
Won a game in the last 25 seconds of regulation with a TD ..... vs. Mississippi State, 2021
Won a game in the last 25 seconds of regulation with a field goal ..... at Ole Miss, 2017
Held opponent scoreless ..... vs. Arkansas-Pine Bluff, 2024 (70-0)
Held opponent scoreless at Donald W. Reynolds Razorback Stadium ..... vs. Tulsa, 2018 (23-0)
Held opponent scoreless on the road ..... at South Carolina, 2002 (23-0)
Held opponent without a touchdown ..... vs. Arkansas-Pine Bluff, 2024 (70-0)
Held opponent without an offensive touchdown ..... vs. Arkansas-Pine Bluff, 2024 (70-0)
Held two opponents scoreless in one season ..... vs. LSU, 2014 (17-0)
..... vs. Ole Miss, 2014 (30-0)
Held three opponents scoreless in one season ..... vs. Tulsa, 1982 (38-0)
..... vs. TCU, 1982 (35-0)
..... vs. Texas A&M, 1982 (35-0)
Held an opponent scoreless in consecutive games ..... vs. LSU, 2014 (17-0)
..... vs. Ole Miss, 2014 (30-0)
Held an SEC opponent scoreless ..... vs. Ole Miss, 2014 (30-0)
Held an SEC opponent scoreless in consecutive games ..... vs. LSU, 2014 (17-0)
..... vs. Ole Miss, 2014 (30-0)
Held two SEC opponents scoreless in one season ..... vs. LSU, 2014 (17-0)
..... vs. Ole Miss, 2014 (30-0)
Scored on the first offensive play of the game ..... vs. Nicholls, 2014 (Hatcher - 82-yard rush)
Scored on the first offensive series of the game ..... at Texas, 2025 (Scott Starzyk 51-yard field goal)
Scored a two-point conversion passing ..... vs. Mississippi State, 2025 (Taylen Green to Rohan Jones)
Scored a two-point conversion rushing ..... at LSU, 2025 (Taylen Green)
Had three players with 2 TDs in a game ..... vs. Eastern Michigan, 2009 (Green - 2, Davis - 2 & Adams - 2)

THE LAST TIME ARKANSAS . . .

DEFENSE

Held opponent to 10 or fewer first downs: ..... vs. Arkansas-Pine Bluff, 2024 (10)
Held opponent to 0 or fewer yards rushing: ..... vs. Wisconsin, 2007 (-5)
Held opponent to 25 or fewer yards rushing: ..... vs. Arkansas-Pine Bluff, 2024 (7)
Held opponent to 50 or fewer yards rushing: ..... vs. Louisiana Tech, 2023 (39)
Held opponent to 50 or fewer yards passing: ..... vs. Missouri, 2025 (25)
Held opponent to 100 or fewer yards rushing: ..... at Texas, 2025 (97)
Held opponent to 100 or fewer yards passing: ..... vs. Mississippi State, 2023 (85)
Held opponent to 200 or fewer yards total offense: ..... vs. Arkansas-Pine Bluff, 2024 (130)
Held opponent to 250 or fewer yards total offense: ..... vs. Alabama A&M, 2025 (235)
Held opponent to 300 or fewer yards total offense: ..... vs. Arkansas State, 2025 (285)
Intercepted 6+ passes: ..... vs. Ole Miss, 2020 (6)
Intercepted 5+ passes: ..... vs. Ole Miss, 2020 (6)
Intercepted 4+ passes: ..... at Auburn, 2024 (4)
Intercepted 3+ passes: ..... at Auburn, 2024 (4)
Forced 7+ turnovers: ..... vs. Ole Miss (7 - 6 INTs, 1 FUM)
Forced 6+ turnovers: ..... vs. Ole Miss (7 - 6 INTs, 1 FUM)
Forced 5+ turnovers: ..... at Mississippi State, 2024 (5 - 2 INTs, 3 FUM)
Forced 4+ turnovers: ..... at Mississippi State, 2024 (5 - 2 INTs, 3 FUM)
Scored a safety: ..... vs. Texas Tech, 2024
Scored a touchdown: ..... vs. Missouri, 2025 (Bradley Shaw-FUM RET)
Scored two touchdowns: ..... vs. Ole Miss, 2020 (Jalen Catalon-INT, Grant Morgan-INT)
Recorded 8+ sacks: ..... vs. Missouri State, 2022 (8)
Recorded 7+ sacks: ..... vs. Kent State, 2023 (7)
Recorded 6+ sacks: ..... vs. Kent State, 2023 (7)
Recorded 5+ sacks: ..... at Alabama, 2023 (5)
Recorded 4+ sacks: ..... at LSU, 2025 (4)
Had 3 players with 10+ tackles ..... vs. Arkansas State, 2025
..... Xavian Sorey Jr. (15), Julian Neal (11), Stephen Dix Jr. (10)
Had 3 players with 10+ tackles in consecutive games ..... vs. Tennessee, 2020
..... Bumper Pool (14), Grant Morgan (12), Jalen Catalon (12)
..... vs. LSU, 2020
..... Grant Morgan (19), Jalen Catalon (16), Bumper Pool (11)
Had 3 players with 2.0+ sacks ..... vs. Missouri State, 2022
..... Jordan Domineck (2.5), Drew Sanders (2.0), Zach Williams (2.0)

SPECIAL TEAMS

Returned a punt for a TD: ..... vs. BYU, 2023 (Sategna - 88 yards)
Returned two punts for TDs: ..... vs. Missouri State, 2011 (Adams - 61 yards, 69 yards)
Returned a blocked punt for a TD: ..... at LSU, 2025 (Caleb Wooden - 16 yard)
Returned a kickoff for a TD: ..... vs. Auburn, 2017 (Warren - 100)
Returned a game-opening kickoff for a TD: ..... vs. Northern Illinois, 2014 (Marshall - 97)
Returned a season-opening kickoff for a TD: ..... vs. Missouri State, 2009 (D. Johnson - 91 yards)
Returned a blocked FG for a TD: ..... at Mississippi State, 2004 (Brown - 76 yards)
Blocked one punt: ..... at LSU, 2025 (Wyatt Simmons)
Punted 10+ times: ..... at Auburn, 2016 (10)
Did not punt: ..... vs. UAB (2024)
Had a punt blocked: ..... vs. Auburn, 2025 (Justin Jones)
Scored on a fake punt ..... vs. Texas A&M, 2014 (Sam Irwin-Hill - 51 yard rush)
Blocked a field goal ..... at Mississippi State, 2024 (Landon Jackson)
Scored on a fake field goal ..... at Alabama, 2021 (Reid Bauer 32-yard pass to Blake Kern)
Had a field goal blocked: ..... vs. LSU, 2020 (Jay Ward)
Blocked a PAT kick: ..... vs. Eastern Illinois, 2018 (Bumper Pool)
Missed a kicking PAT: ..... at Missouri, 2020 (A.J. Reed)
Had a kicking PAT blocked: ..... at Missouri, 2020 (Chris Turner)
Recovered an onside kick ..... vs. Alabama A&M, 2025 (Devin Bale)

MISCELLANEOUS

Had 35+ first downs: ..... at Ole Miss, 2021 (39)
Had 30+ first downs: ..... at Mississippi State, 2024 (30)
Had 25+ first downs: ..... at Texas, 2025 (29)
Had 20+ first downs: ..... at Memphis, 2025 (23)
Had 20+ passing first downs ..... vs. Ole Miss, 2024 (24)
Had 20+ rushing first downs ..... vs. South Carolina, 2022 (20)
Had 15+ penalties: ..... vs. Missouri, 2025 (16)
Had 10+ penalties: ..... vs. Texas Tech, 2024 (10)
Had no penalties: ..... vs. Texas A&M, 2023
Had 100+ yards in penalties: ..... vs. Missouri, 2025 (121)
Had 35 minutes+ of possession time: ..... vs. Tennessee, 2024 (35:28)
Was involved in an overtime game: ..... at Oklahoma State, 2024 (2 OT: L, 39-31)
Defeated a ranked opponent ..... vs. No. 4 Tennessee, 2024 (19-14)
Defeated a ranked opponent on the road ..... at No. 16 Mississippi State, 2020 (21-14)
Defeated ranked opponents in consecutive games ..... at No. 18 Ole Miss, 2015 (53-52, OT)
..... at No. 9 LSU, 2015 (31-14)
Won game on final offensive play: ..... at Florida, 2023 (KJ Jefferson 4-yd pass to T. Broden)
Zero sacks allowed in a game: ..... at Ole Miss, 2025
Zero sacks allowed in consecutive games: ..... vs. Arkansas State, 2025
..... at Ole Miss, 2025
Zero sacks allowed in three consecutive games: ..... vs. UTEP, 2015
..... vs. Toledo, 2015
..... vs. Texas Tech, 2015
Came back from 15+ points down to win: ..... vs. Missouri State, 2022 (down 17 - won 38-27)
Recorded more points than plays: ..... vs. UT Martin, 2015 (63 points, 56 plays)

THE LAST TIME AN ARKANSAS PLAYER . . .

RUSHING

Rushed 40+ times: DeCori Birmingham at Kentucky, 2003 (40)
Rushed 35+ times: Michael Smith at Kentucky, 2008 (35)
Rushed 30+ times: Alex Collins vs. Missouri, 2015 (30)
Rushed 25+ times: Trelon Smith at Missouri, 2020 (26)
Rushed for 300+ yards: Darren McFadden vs. South Carolina, 2007 (321)
Rushed for 250+ yards: Darren McFadden vs. South Carolina, 2007 (321)
Rushed for 200+ yards: Raheim Sanders vs. Ole Miss, 2022 (232)
Rushed for 175+ yards: Braylen Russell at Mississippi State, 2024 (175)
Rushed for 150+ yards: Taylen Green vs. Arkansas State, 2025 (151)
Rushed for 125+ yards: Mike Washington Jr., vs. Texas A&M, 2025 (147)
Rushed for 100+ yards: Mike Washington Jr., at Texas, 2025 (105)
Rushed for 100+ yards as a true freshman in his first career game: Chase Hayden vs. Florida A&M, 2017 (120)
Rushed for 100+ yards (quarterback): Taylen Green vs. Arkansas State, 2025 (151)
Rushed for 150+ yards in consecutive games: Raheim Sanders at BYU, 2022 (175)
at Auburn, 2022 (171)
Rushed for 100+ yards in consecutive games: Mike Washington Jr. vs. Texas A&M, 2025 (147)
at Tennessee, 2025 (131)
Rushed for 5+ touchdowns: Alex Collins vs. UT Martin, 2015 (5)
Rushed for 4+ touchdowns: Rawleigh Williams III at Mississippi State, 2016 (4)
Rushed for 3+ touchdowns: Ja'Quinden Jackson at Missouri, 2024 (3)
Rushed for 3+ touchdowns (quarterback): KJ Jefferson at Ole Miss, 2021 (3)
Rushed for 2+ touchdowns: Taylen Green vs. Texas A&M, 2025 (2)
Had three players rush for touchdowns: T. Green (1), M. Washington Jr. (1), K. Jackson (1), at Texas, 2025
Had four players rush for touchdowns: Green (1), Russell (1), Washington Jr. (1), Jackson (1) vs. Arkansas State, 2025
Had 5+ players rush for touchdowns: J. Jackson (2), Green (1), Reed (1), Singleton (1), Russell (1), Hill (1), vs. UAPB, 2024
Rushed for touchdown in five consecutive games: Ja'Quinden Jackson (UAPB, OSU, UAB, Auburn, TAMU), 2024
Had a run of 80+ yards: Trelon Smith at Florida, 2020 (83)
Had a run of 70+ yards: Rodney Hilll vs. Texas Tech, 2024 (70)
Had a run of 60+ yards: Taylen Green vs. Arkansas State, 2025 (64)
Had a run of 50+ yards: Taylen Green at LSU, 2025 (55)
Had 2 TD runs of 50+ yards: Rakeem Boyd vs. Western Kentucky, 2019 (86, 76)
Had multiple players with a run of 50+ yards: Taylen Green (64) & Mike Washington Jr. (53) vs. Arkansas State, 2025
Had an offensive lineman rush for a touchdown: Shaq McRoy (1-yard rush), vs. Notre Dame, 2025

PASSING

Passed for 500+ yards: Tyler Wilson vs. Texas A&M, 2011 (510)
Passed for 450+ yards: Tyler Wilson vs. Texas A&M, 2011 (510)
Passed for 400+ yards: Taylen Green at Oklahoma State, 2024 (416)
Passed for 350+ yards: KJ Jefferson at BYU, 2022 (367)
Passed for 300+ yards: Taylen Green at Memphis, 2025 (325)
Passed for 250+ yards: Taylen Green vs. Auburn, 2025 (268)
Passed for 200+ yards: KJ Jackson at Texas, 2025 (206)
Attempted 50+ passes: Taylen Green at Oklahoma State, 2024 (50)
Attempted 45+ passes: Nick Starkel vs. San Jose State, 2024 (50)
Attempted 35+ passes: Taylen Green at Ole Miss, 2025 (35)
Attempted 30+ passes: Taylen Green vs. Mississippi State, 2025 (31)
Completed 25+ passes: Taylen Green at Oklahoma State, 2024 (26)
Completed 20+ passes: Taylen Green at Tennessee, 2025 (21)
Threw 7+ touchdown passes: Brandon Allen vs. Mississippi State, 2023 (7)
Threw 6+ touchdown passes: Taylen Green vs. Alabama A&M, 2025 (6)
Threw 5+ touchdown passes: Taylen Green at Mississippi State, 2024 (5)
Threw 4+ touchdown passes: Taylen Green vs. Arkansas State, 2025 (4)
Threw 3+ touchdown passes: Taylen Green vs. Texas A&M, 2025 (3)
Threw 2+ touchdown passes: Taylen Green, at Tennessee, 2025 (2)
Threw 2+ touchdown passes in consecutive games: Taylen Green vs. Texas A&M, 2025 (2)
at Tennessee, 2025 (2)
Threw 5+ interceptions: Nick Starkel vs. San Jose State, 2019 (5)
Threw 4+ interceptions: Nick Starkel vs. San Jose State, 2019 (5)
Threw 3+ interceptions: Taylen Green vs. Auburn, 2025 (3)
Completed pass for 90+ yards: Taylen Green vs. Texas Tech, 2024 (94)
Completed pass for 80+ yards: KJ Jefferson vs. Texas A&M, 2021 (85)
Completed pass for 70+ yards: Taylen Green vs. Texas A&M, 2024 (75)
Completed pass for 60+ yards: Taylen Green at Memphis, 2025 (62)
Completed pass for 50+ yards: Taylen Green vs. Auburn, 2025 (58)

RECEIVING

Caught 10+ passes: Andrew Armstrong at Oklahoma State, 2024 (10)
Caught 9+ passes: Andrew Armstrong at Missouri, 2024 (9)
Caught 8+ passes: Andrew Armstrong vs. Louisiana Tech, 2024 (8)
Caught 7+ passes: O'Mega Blake vs. Texas A&M, 2025 (7)
Caught 10+ passes in consecutive games: Cobi Hamilton vs. Tulsa, 2012 (11)
vs. Ole Miss, 2012 (12)
Had 300+ yards receiving: Cobi Hamilton vs. Rutgers, 2012 (303)
Had 200+ yards receiving: Treylon Burks at Missouri, 2020 (206)
Had 175+ yards receiving: Treylon Burks at Alabama, 2021 (179)
Had 150+ yards receiving: Andrew Armstrong at Oklahoma State, 2024 (164)
Had 100+ yards receiving: O'Mega Blake vs. Texas A&M, 2025 (117)
Had 100+ yards receiving in consecutive games: Andrew Armstrong at Oklahoma State, 2024 (164)
vs. UAB, 2024 (137)
Had 100+ yards receiving (tight end): Rohan Jones at Memphis, 2025 (102)
Caught 3+ TD passes: Matt Landers at BYU, 2022 (3)
Caught 2+ TD passes: CJ Brown vs. Alabama A&M, 2025 (2)
Caught 2+ TD passes (tight end): Luke Hasz and Andreas Paaske at Mississippi State, 2024 (2)
2+ tight ends caught TD passes: Luke Hasz and Andreas Paaske at Mississippi State, 2024 (2)

TOTAL OFFENSE

Had 450+ yards total offense: Taylen Green at Oklahoma State, 2024 (459)
Had 400+ yards total offense: Taylen Green at Ole Miss, 2025 (420)
Had 350+ yards total offense: Taylen Green at Memphis, 2025 (378)
Had 300+ yards total offense: Taylen Green vs. Texas A&M, 2025 (341)
Had 100 yards both passing and rushing: Taylen Green at Ole Miss, 2025 (305 passing, 115 rushing)

SCORING

Accounted for 6+ touchdowns: Taylen Green vs. Alabama A&M, 2025 (6)
Accounted for 5+ touchdowns: Taylen Green vs. Texas A&M, 2025 (5)
Accounted for 4+ touchdowns: Taylen Green vs. Louisiana Tech, 2024 (4)
Accounted for 3+ touchdowns: Taylen Green at Tennessee, 2025 (3)
Scored 4+ touchdowns: Rawleigh Williams III at Mississippi State, 2016 (5)
Scored 3+ touchdowns: Ja'Quinden Jackson at Missouri, 2024 (3)
Scored 3+ touchdowns in a half: Ja'Quinden Jackson at Oklahoma State, 2024 (3)
Scored 2+ touchdowns: Taylen Green vs. Texas A&M, 2025 (2)
Multiple players score 2+ touchdowns: Isaac TeSlaa (2), Taylen Green (2) vs. Louisiana Tech, 2024

DEFENSE

Intercepted 3+ passes: Hudson Clark vs. Ole Miss, 2020 (3)
Intercepted 2+ passes: TJ Metcalf at Auburn, 2024 (2)
Intercepted passes in consecutive games: TJ Metcalf at Auburn, 2024 (2)
vs. UAB, 2024 (1)
Recovered 2+ fumbles: Chevin Calloway vs. Eastern Illinois, 2018 (2)
Forced 2+ fumbles: Drew Sanders vs. South Carolina, 2022 (2)
Recorded 5+ sacks: Wayne Martin vs. Ole Miss, 1988 (5.0)
Recorded 3+ sacks: Landon Jackson at Alabama, 2023 (3.5-24)
Recorded 2+ sacks: Quincy Rhodes Jr. vs. Auburn, 2025 (2.0-10)
Recorded 5+ tackles for loss: Jermaine Brooks vs. Auburn, 2001 (5-16)
Recorded 3+ tackles for loss: Quincy Rhodes Jr., vs. Mississippi State, 2025 (4.5-23)
Recorded 20+ tackles: Bumper Pool at Mississippi State, 2020 (20)
Recorded 10+ tackles: Larry Worth III vs. Missouri, 2025
Recorded 10+ tackles in back-to-back games: Xavian Sorey Jr. vs. Ole Miss, 2024 (13)
at Mississippi State, 2024 (11)
Recorded 10+ tackles in three straight games: Jaheim Thomas vs. Kent State, 2023 (12)
vs. BYU, 2023 (10)
at LSU, 2023 (13)
Recorded 15+ tackles in back-to-back games: Grant Morgan (2020) at Florida (15)
vs. LSU (19)
Recorded 15+ tackles two+ times in one season: Grant Morgan (2020) at Mississippi State (15)
vs. Ole Miss (19)
at Florida (15)
Returned an interception for a touchdown: Kani Walker (89) vs. Auburn, 2025
Returned a fumble for a touchdown: Bradley Shaw (32) vs. Missouri, 2025

SPECIAL TEAMS

Returned a Kickoff for a TD: De'Vion Warren vs. Auburn, 2017 (100 yards)
Returned a Punt for a TD: Isaiah Sategna vs. BYU, 2023 (88 yards)
Scored 10+ points kicking: Scott Starzyk at Texas, 2025 (13)
Made 5+ field goals: Kendall Trainor vs. Texas A&M, 1988 (5)
Made 4+ field goals: Cam Little at Florida, 2023 (4)
Made two field goals of 50+ yards: Cam Little vs. Texas A&M, 2023 (52, 50)
Made one field goal of 50+ yards: Scott Starzyk vs. Alabama A&M, 2025 (53)
Kicked a punt of 70+ yards: Max Fletcher vs. Auburn, 2023 (71)
Kicked a punt of 60+ yards: Devin Bale at Texas, 2025 (61)
Punted 10+ times: Toby Baker at Auburn, 2016 (10)
Totaled 175+ kick return yards: DeCori Birmingham vs. Alabama, 2002 (197)
Totaled 150+ kick return yards: Dennis Johnson at Texas, 2008 (150)
Totaled 100+ kick return yards: Isaiah Sategna vs. FIU, 2023 (100)
Totaled 100+ punt return yards: Bryce Stephens vs. Missouri State, 2022 (105)
Totaled 50+ punt return yards: Isaiah Sategna vs. BYU, 2023 (95)

THE LAST TIME AN OPPONENT . . .

RUSHING

Had 500+ yards rushing: ....at Auburn, 2016 (543)
Had 400+ yards rushing: ....Ole Miss, 2022 (463)
Had 300+ yards rushing: ....Missouri, 2025 (322)
Had 200+ yards rushing: ....Auburn, 2025 (230)
Had 70+ rushing attempts: ....at Mississippi State, 2010 (70)
Had 60+ rushing attempts: ....Missouri, 2017 (60)
Had 50+ rushing attempts: ....Missouri, 2025 (58)
Had 7+ rushing TDs: ....at Auburn, 2016 (7)
Had 6+ rushing TDs: ....Alabama, 2020 (6)
Had 5+ rushing TDs: ....Alabama, 2022 (5)
Had 4+ rushing TDs: ....Notre Dame, 2025 (4)

PASSING

Had 500+ yards passing: ....Ole Miss, 2024 (562)
Had 400+ yards passing: ....Notre Dame, 2025 (431)
Had 300+ yards passing: ....at Texas, 2025 (393)
Had 200+ yards passing: ....at LSU, 2025 (235)
Had 60+ pass attempts: ....at Mississippi State, 2020 (60)
Had 50+ pass attempts: ....vs. Kansas, 2022 (56)
Had 40+ pass attempts: ....Louisiana Tech, 2024 (43)
Had 30+ pass attempts: ....at Texas, 2025 (31)
Had 40+ pass completions: ....at Mississippi State, 2020 (43)
Had 30+ pass completions: ....vs. Kansas, 2022 (37)
Had 25+ pass completions: ....Louisiana Tech, 2024 (26)
Had 20+ pass completions: ....at LSU, 2025 (22)
Had 6+ passing TDs: ....Ole Miss, 2024 (7)
Had 5+ passing TDs: ....at Texas, 2025 (5)
Had 4+ passing TDs: ....Notre Dame, 2025 (4)
Had 3+ passing TDs: ....Mississippi State, 2025 (3)

RECEIVING

Had two players with 100-yards receiving in a game: ....Mississippi State, 2025
(Brenen Thompson - 107, Anthony Evans III - 111)
Had 4+ players catch 5+ passes: ....at Missouri, 2020
(Keke Chism - 6, B. Banister 6, Damon Hazelton - 5, Tauski Dove - 5)
Had 3+ players catch 5+ passes: ....Ole Miss, 2024
(Dae'Quan Wright - 9, Jordan Watkins - 8, Cayden Lee - 5)
Had 10+ players catch a pass ....Alabama A&M, 2025 (10)
Had 8+ players catch a pass ....at LSU, 2025 (9)

TOTAL OFFENSE

Had 700+ yards total offense: ....Ole Miss, 2022 (703)
Had 650+ yards total offense: ....Ole Miss, 2024 (694)
Had 600+ yards total offense: ....Notre Dame, 2025 (641)
Had 550+ yards total offense: ....vs. Kansas, 2022 (603)
Had 500+ yards total offense: ....Auburn, 2023 (517)
Had 400+ yards total offense: ....at Texas, 2025 (490)
Had 100+ plays total offense: ....at Missouri, 2017 (102)
Had 90+ plays total offense: ....vs. Kansas, 2022 (90)
Had 80+ plays total offense: ....vs. Kansas, 2022 (90)
Had 78+ plays total offense: ....Arkansas State, 2025 (78)

SCORING

Scored 70+ points: ....at Southern California, 2005 (70)
Scored 60+ points: ....Ole Miss, 2024 (63)
Scored 50+ points: ....at Texas, 2025 (52)
Scored 40+ points: ....Texas A&M, 2025 (45)
Scored 30+ points: ....Missouri, 2025 (31)
Scored a two-point conversion rushing: ....Auburn, 2025
Scored a two-point conversion passing: ....at Missouri 2024
Failed on a two-point conversion attempt ....at Memphis, 2025

TURNOVERS

Had 5+ fumbles: ....Eastern Illinois, 2018 (6, lost 5)
Had 4+ fumbles lost: ....Eastern Illinois, 2018 (5)
Had 3+ fumbles lost: ....at Mississippi State, 2024 (3)
Committed 7+ turnovers: ....Ole Miss, 2020 (7)
Committed 6+ turnovers: ....Ole Miss, 2020 (7)
Committed 5+ turnovers: ....at Mississippi State, 2024 (5)
Intercepted 8+ Arkansas passes: ....at SMU, 1951 (8)
Intercepted 7+ Arkansas passes: ....at SMU, 1951 (8)
Intercepted 6+ Arkansas passes: ....North Texas, 2018 (6)
Intercepted 5+ Arkansas passes: ....San Jose State, 2019 (5)
Intercepted 4+ Arkansas passes: ....San Jose State, 2019 (5)
Intercepted 3+ Arkansas passes: ....Auburn, 2025 (3)
Returned an interception for a touchdown: ....Auburn, 2025
Returned a fumble for a touchdown: ....at Texas, 2025

DEFENSE

Held Arkansas to 10 or fewer first downs: ....Auburn, 2023 (10)
Recorded 9+ sacks: ....vs. Oklahoma, 2001 (9.0-55)
Recorded 8+ sacks: ....Ole Miss, 2024 (8.0-41)
Recorded 7+ sacks: ....vs. Texas A&M, 2023 (7.0-41)
Recorded 6+ sacks: ....vs. Texas, 2024 (6.0-48)
Recorded 5+ sacks: ....at Tennessee, 2025 (5.0-35)
Scored a safety ....Georgia, 2020
Held Arkansas to 50 or fewer yards rushing: ....LSU, 2024 (38)
Held Arkansas to 25 or fewer yards rushing: ....LSU, 2018 (16)
Held Arkansas to 100 or fewer yards passing: ....Missouri, 2023 (98)
Held Arkansas to 50 or fewer yards passing: ....South Carolina, 2013 (30)
Held Arkansas to 300 or less yards total offense: ....Missouri, 2025 (246)
Held Arkansas to 200 or less yards total offense: ....Mississippi State, 2023 (200)
Held Arkansas to 100 or fewer yards both rushing & passing: ....Georgia, 2021 (Rush - 75, Pass - 87)

SPECIAL TEAMS

Returned a punt for a TD: ....Missouri, 2025
Returned a kickoff for a TD: ....Arkansas State, 2025
Punted 10+ times ....Georgia Southern, 2021 (10)
Punted 10+ times in consecutive games ....North Texas, 2007 (10)
....Chattanooga, 2007 (12)
Did not punt: ....at Mississippi State, 2024
Missed a kicking PAT: ....FIU, 2023
Missed two kicking PATs: ....at LSU, 2017
Blocked a field goal: ....LSU, 2020
Blocked a punt: ....at Missouri, 2022

MISCELLANEOUS

Had 30+ first downs: ....Notre Dame, 2025 (32)
Had 10+ penalties: ....at Tennessee, 2025 (10)
Had 100+ yards in penalties: ....UAB, 2024 (109)
Had 35+ minutes of possession time: ....Auburn, 2025 (37:40)
Had 40+ minutes of possession time: ....LSU, 2020 (41:43)
Had two 100-yard rushers and one 100-yard receiver: ....Memphis, 2025
(Sutton Smith - 147 rushing, Brendon Lewis - 103 rushing & Cortez Branham Jr. - 102 receiving)
Had one 100-yard rusher and one 100-yard receiver: ....at Tennessee, 2025
(DeSean Bishop - 146 rushing & Braylon Staley - 109 receiving)
Had one 100-yard rusher and two 100-yard receivers: ....at Alabama, 2021
(Brian Robinson Jr. - 122 rushing, Jameson Williams - 190 receiving & John Metchie - 173 receiving)
Had two 100-yard rushers: ....Missouri, 2025
(Ahmad HArdy - 157 rushing, & Jamal Roberts- 100 rushing)

LAST TIME AN INDIVIDUAL OPPONENT . . .

INDIVIDUAL RUSHING

Rushed 40+ times: Tyler Badie (41), Missouri (2021)
Rushed 35+ times: Tyler Badie (41), Missouri (2021)
Rushed 30+ times: Tyler Badie (41), Missouri (2021)
Rushed for 200+ yards: Cody Schrader (217), Missouri (2023)
Rushed for 175+ yards: Cody Schrader (217), Missouri (2023)
Rushed for 150+ yards: Ahmad Hardy (157), Missouri (2025)
Rushed for 125+ yards: DeSean Bishop (146), Tennessee (2025)
Rushed for 100+ yards: Jamal Roberts (100), Missouri (2025)
Rushed for 4+ touchdowns: Nick Fitzgerald (4), Mississippi State (2016)
Rushed for 3+ touchdowns: Caden Durham (3), LSU (2024)
Had a run of 80+ yards: Justin Tomlin (76), Georgia Southern (2021)
Had a run of 70+ yards: Jahmyr Gibbs (76, 72), Jalen Milroe (77), Alabama (2022)
Had a run of 60+ yards: Sutton Smith (64), Memphis (2025)
Had a run of 50+ yards: Ahamad Hardy (53), Missouri (2025)

INDIVIDUAL PASSING

Passed for 500+ yards: Jaxson Dart (515), Ole Miss (2024)
Passed for 450+ yards: Jaxson Dart (515), Ole Miss (2024)
Passed for 400+ yards: Jaxson Dart (515), Ole Miss (2024)
Passed for 300+ yards: Arch Manning (389), Texas (2025)
Attempted 60+ passes: Kolton Browning (67), Louisiana-Monroe (2012)
Attempted 50+ passes: Jalon Daniels (55), Kansas (2022)
Attempted 40+ passes: Alan Bowman (48), Oklahoma State (2024)
Completed 40+ passes: Evan Bullock (43), Louisiana Tech (2024)
Completed 30+ passes: Michael Van Buren Jr. (33), Mississippi State (2024)
Completed 20+ passes: Michael Van Buren Jr. (21), LSU (2025)
Threw 6+ touchdown passes: Jaxson Dart (6), Ole Miss (2024)
Threw 5+ touchdown passes: Jalon Daniels (5), Kansas (2022)
Threw 4+ touchdown passes: Arch Manning (4), Texas (2025)
Threw 3+ touchdown passes: Marcel Reed (3), Texas A&M (2025)
Completed a pass for 90+ yards: Trevor Knight (92), Texas A&M (2016)
Completed a pass for 80+ yards: Kellen Mond (81), Texas A&M (2017)
Completed a pass for 70+ yards: Brady Cook (70), at Missouri (2024)
Completed a pass for 60+ yards: Trinidad Chambliss (64), at Ole Miss (2025)

INDIVIDUAL RECEIVING

Caught 15+ passes: Willie Gosha (17), Auburn (1995)
Caught 10+ passes: Luke Grimm (10), Kansas (2022)
Caught 7+ passes: Jordan Faison (7), Notre Dame (2025)
Had 200+ yards receiving: Jordan Watkins (254), Ole Miss (2024)
Had 150+ yards receiving: Luke Grimm (167), Kansas (2022)
Had 100+ yards receiving: Parker Livingstone (104), Texas (2025)
Caught 3+ TD passes: DeAndre Moore Jr. (3), Texas (2025)
Caught 2+ TD passes: Anthony Evans III (2), Mississippi State (2025)

INDIVIDUAL TOTAL OFFENSE

Had 500+ yards total offense: Jaxson Dart (562; Pass - 515, Rush - 47), Ole Miss (2024)
Had 400+ yards total offense: Trinidad Chambliss (415; Pass - 353, Rush - 62), Ole Miss (2025)
Had 300+ yards total offense: Arch Manning (398; Pass - 389, Receiving - 4, Rush - 5), Texas (2025)
Had 100 yards both passing and rushing: Brendon Lewis (Pass - 119, Rush-103), Memphis (2025)

INDIVIDUAL SCORING

Accounted for 6+ touchdowns: Arch Manning, Texas, 2025 (6)
Accounted for 5+ touchdowns: Jordan Watkins, Ole Miss, 2024 (5)
Accounted for 4+ touchdowns: Marcel Reed, Texas A&M, 2025 (4)
Scored 4+ touchdowns: Peyton Barber, Auburn, 2015 (4)
Scored 3+ touchdowns: Puka Nacua, BYU, 2022 (3)

INDIVIDUAL DEFENSE

Intercepted 3+ passes: Minkah Fitzpatrick (3), Alabama (2016)
Intercepted 2+ passes: Rayshawn Pleasant (2), Auburn (2025)
Recorded 3+ sacks: Jalen McLeod (3.0), Auburn (2023)
Recorded 2+ sacks: Chris McClellan (2.0), Missouri (2025)
Returned an interception for a TD. Kale Smith (73 yards), at Oklahoma State (2024)

SPECIAL TEAMS

Kicked 5+ field goals: Alex McPherson (6-6), Auburn (2025)
Kicked 4+ field goals: Damian Ramos (4-4), LSU (2024)
Returned a punt for a TD. Kevin Coleman Jr. (67), Missouri (2025)
Returned a kick for a TD Chauncey Cobb (94), vs. Arkansas State (2025)

ARKANSAS BIG PLAYS FROM SCRIMMAGE

	Rushing					Passing					
Opponent	10-19	20-29	30-39	40-49	50+	15-19	20-29	30-39	40-49	50+	TOTAL
Alabama A&M	5	1	1	0	0	3	6	1	0	0	17
Arkansas State	5	0	1	0	2	4	1	2	1	0	16
at Ole Miss	6	1	0	1	0	5	2	3	0	0	18
at Memphis	7	1	0	0	0	4	2	0	2	1	17
Notre Dame	4	1	0	0	1	0	4	1	0	0	11
at Tennessee	6	3	1	0	0	2	3	1	0	0	16
Texas A&M	4	2	1	2	1	6	1	2	0	0	19
Auburn	2	0	0	0	0	2	0	1	1	2	8
Mississippi State	6	1	0	1	0	1	2	1	0	0	12
at LSU	6	1	0	0	1	4	2	0	0	0	14
at Texas	2	2	0	1	0	3	6	1	0	0	15
Missouri	3	0	0	0	0	2	3	0	0	0	8
TOTAL	**56**	**13**	**4**	**5**	**5**	**36**	**32**	**13**	**4**	**3**	**183**

OPPONENT BIG PLAYS FROM SCRIMMAGE

	Rushing					Passing					
Opponent	10-19	20-29	30-39	40-49	50+	15-19	20-29	30-39	40-49	50+	TOTAL
Alabama A&M	2	1	0	0	0	5	1	0	0	0	9
Arkansas State	6	1	0	0	0	3	0	0	0	0	10
at Ole Miss	1	0	0	0	0	2	2	1	1	2	9
at Memphis	9	2	1	0	1	1	1	1	1	0	17
Notre Dame	7	2	0	0	0	2	7	3	1	0	22
at Tennessee	5	3	1	0	0	3	2	0	1	0	15
Texas A&M	6	0	0	1	0	4	3	1	0	0	15
Auburn	6	1	0	0	0	0	1	0	1	0	9
Mississippi State	5	1	0	0	0	1	3	3	1	0	14
at LSU	3	1	1	0	0	0	3	1	0	0	9
at Texas	2	0	0	0	0	3	3	2	1	2	13
Missouri	8	0	1	1	1	0	0	0	0	0	11
TOTAL	**60**	**12**	**4**	**2**	**2**	**24**	**26**	**12**	**7**	**4**	**153**

FIRST DOWN GAME LOG

Arkansas

Opponent	Rush	Pass	Penalty	TOTAL
Alabama A&M	10	17	2	29
Arkansas State	14	14	1	29
at Ole Miss	14	13	2	29
at Memphis	10	13	0	23
Notre Dame	9	6	0	15
at Tennessee	13	13	3	29
Texas A&M	11	11	3	25
Auburn	5	8	1	14
Mississippi State	15	8	2	25
at LSU	8	7	1	16
at Texas	12	13	4	29
Missouri	7	8	0	15
TOTAL	**128**	**131**	**19**	**278**

Opponents

Opponent	Rush	Pass	Penalty	TOTAL
Alabama A&M	5	7	0	12
Arkansas State	11	7	5	23
at Ole Miss	9	11	5	25
at Memphis	16	9	1	26
Notre Dame	11	20	1	32
at Tennessee	12	10	0	22
Texas A&M	11	15	3	29
Auburn	13	8	1	22
Mississippi State	9	10	7	26
at LSU	8	11	2	21
at Texas	4	15	3	22
Missouri	18	2	6	26
TOTAL	**127**	**125**	**34**	**286**

TURNOVER CHART

	Takeaways				Giveaways				
Opponent	Fumbles	Interceptions	Total	Pts Off	Fumbles	Interceptions	Total	Points Off	Margin
Alabama A&M	2	0	2	7	0	0	0	0	+2
Arkansas State	0	2	2	7	0	2	2	7	0
at Ole Miss	0	0	0	0	1	0	1	0	-1
at Memphis	0	2	2	7	1	2	3	7	-1
Notre Dame	0	0	0	0	1	1	2	7	-2
at Tennessee	0	0	0	0	3	0	3	7	-3
Texas A&M	0	0	0	0	0	0	0	0	0
Auburn	0	1	1	7	1	3	4	14	-3
Mississippi State	0	1	1	7	0	0	0	0	+1
at LSU	0	0	0	0	1	2	3	6	-3
at Texas	0	0	0	0	1	1	2	14	-2
Missouri	1	0	1	7	0	0	0	0	+1
TOTAL	**3**	**6**	**9**	**42**	**9**	**11**	**20**	**62**	**-11**

DRIVE SUPERLATIVES

Longest Drive	Arkansas	Opponents
By No. of Plays	14 (75 yards, 7:55) vs. Notre Dame, TD	15 plays (74 yards, 8:14) vs. Arkansas State, downs
By No. of Yards	99 (8 plays, 4:!6) vs. Arkansas State, TD	94 yards (4 plays, 1:35) at Memphis, TD
By Time of Possession	7:55 (14 plays, 75 yards) vs. Notre Dame, TD	8:14 (15 plays, 74 yards) vs. Arkansas State, downs

Shortest Drive	Arkansas	Opponents
By No. of Plays	1 8x (0 yards, 0:07) at LSU, interception	1 7x (3 yards, 0:04) vs. Missouri, end of half
By No. of Yards	-22 (4 plays, 0:29) vs. Mississippi State, downs	-20 (3 plays, 1:59) vs. Arkansas State, punt
By Time of Possession	0:01 (1 play, -1 yard) at Tennessee, end of half	0:04 (1 plays, 0 yards) at Memphis, end of half

Scoring Drive Breakdown

	ARKANSAS		OPPONENT	
Yardage	TD	FG	TD	FG
No drive	3	-	4	-
Neg. Yards	-	-	-	-
0-9	-	-	-	3
10-19	-	1	1	2
20-29	-	-	-	-
30-39	1	1	1	1
40-49	2	3	3	4
50-59	5	2	2	4
60-69	7	3	5	2
70-79	23	3	27	3
80-89	6	1	4	-
90-99	3	-	3	-
TOTALS	**50**	**14**	**50**	**19**

Game-Opening Drives

	ARKANSAS			OPPONENTS		
OPP	PTS	1STS	YDS	PTS	1STS	YDS
Alabama A&M	7	5	73	7	4	85
Arkansas State	7	2	75	0	1	13
at Ole Miss	0	1	42	7	5	59
at Memphis	7	2	75	3	5	55
Notre Dame	3	2	54	7	4	87
at Tennessee	7	4	75	7	5	75
Texas A&M	3	3	71	7	5	75
Auburn	0	3	27	7	4	62
Miss. State	0	2	36	7	3	80
at LSU	0	2	49	0	0	5
Texas	3	1	42	7	3	76
Missouri	0	1	35	7	2	60
TOTALS	**37**	**28**	**454**	**66**	**41**	**732**

Second Half-Opening Drives

	ARKANSAS			OPPONENTS		
OPP	PTS	1STS	YDS	PTS	1STS	YDS
Alabama A&M	7	2	66	0	0	4
Arkansas State	7	3	70	0	1	11
at Ole Miss	0	2	36	0	0	4
at Memphis	0	0	-3	0	1	15
Notre Dame	0	2	47	0	1	36
at Tennessee	0	2	61	3	3	43
Texas A&M	0	0	4	7	2	75
Auburn	0	0	6	3	3	46
Miss. State	7	5	75	7	3	75
at LSU	0	2	87	0	1	33
Texas	0	1	18	7	1	75
Missouri	0	0	1	6	1	65
TOTALS	**21**	**19**	**468**	**33**	**17**	**482**

Three & Out Drives

	ARKANSAS THREE-&-OUTS/DRIVES	OPPONENT THREE-&-OUTS/DRIVES
Alabama A&M	2/13 (15.4%)	5/12 (41.7%)
Arkansas State	1/12 (8.3%)	1/12 (8.3%)
at Ole Miss	0/9 (0%)	2/10 (20.0%)
at Memphis	4/13 (30.8%)	2/14 (14.7%)
Notre Dame	2/10 (20.0%)	0/10 (0%)
at Tennessee	1/12 (8.3%)	3/12 (25.0%)
Texas A&M	2/10 (20.0%)	2/10 (20.0%)
Auburn	1/10 (10.0%)	1/11 (9.1%)
Mississippi State	0/12 (0%)	1/12 (8.3%)
at LSU	2/10 (20.0%)	4/12 (33.3%)
Texas	2/11 (18.2%)	1/11 (9.1%)
Missouri	3/9 (33.3%)	0/10 (0.0%)
TOTALS	**20/131 (15.3%)**	**22/136 (16.2%)**

RAZORBACKS BY POSITION

No.	Name	Ht.	Wt.	Cl.	Hometown (Previous School)
QB (5)					
2	AJ Hill	6-4	232	So.	Warner Robins, Ga. (Memphis)
7	KJ Jackson	6-4	225	Jr.	Montgomery, Ala. (St. James School)
10	Cade Trotter	6-1	189	Jr.	Dallas, Texas (Clemson)
14	Hank Hendrix	6-3	190	Fr.	Fayetteville, Ark. (Fayetteville HS)
16	Braeden Fuller	6-3	221	5th	Floresville, Texas (Angelo St.)
RB (8)					
0	Braylen Russell	6-1	228	Jr.	Benton, Ark. (Benton HS)
5	Sutton Smith	5-9	196	5th	Marietta, Ga. (Memphis)
21	Jasper Parker	6-0	209	So.	Gretna, La. (Michigan)
22	TJ Hodges	6-0	189	Fr.	Bryant, Ark. (Bryant HS)
23	Kevin Young	5-11	218	Fr.	Forrest City, Ark. (Forrest City HS)
24	Mario Robinson Jr.	6-0	210	Sr.	Memphis, Tenn. (Memphis)
25	Markeylin Batton	5-10	181	So.	Atlanta, Texas (Atlanta HS)
27	Cam Settles	5-11	209	So.	Little Rock, Ark. (Parkview HS)
WR (15)					
1	Courtney Crutchfield	6-2	187	Jr.	Pine Bluff, Ark. (Missouri)
3	CJ Brown	6-1	195	Jr.	Bentonville, Ark. (Bentonville HS)
4	Ismael Cisse	6-0	198	Sr.	Denver, Colo. (Stanford)
6	Chris Marshall	6-3	213	5th	Missouri City, Texas (Boise St.)
8	Donovan Faupel	6-1	201	Sr.	Riverside, Calif. (NMSU)
9	Jamari Hawkins	5-10	188	5th	Mobile, Ala. (Memphis)
11	Monte Harrison	6-3	222	Jr.	Lee's Summit, Mo. (West HS)
13	Jelani Watkins	5-10	163	Jr.	LaPlace, La. (LSU)
18	Jude Hall	6-5	200	Fr.	Greenville, S.C. (Christ Episcopal School)
19	Antonio Jordan	6-6	228	So.	Warren, Ark. (Warren HS)
80	Dequane Prevo	5-10	176	Fr.	Texarkana, Texas (Bentonville HS)
81	Dai'Shaun Thomas	5-10	174	Jr.	Houston, Texas (Kennesaw St.)
82	Ben Pupplo	6-2	187	Sr.	Yakima, Wash. (Utah Tech)
87	Cory Henderson Jr.	6-0	186	Sr.	N. Little Rock, Ark. (Henderson St.)
88	Blair Irvin III	6-0	195	Fr.	Bentonville, Ark. (Bentonville HS)
TE (8)					
32	Matt Adcock	6-3	258	Sr.	Raleigh, Miss. (Memphis)
35	Hutson Hendrix	5-10	237	So.	Boerne, Texas (Boerne HS)
47	Maddox Lassiter	6-3	248	Sr.	Warren, Ark. (Warren HS)
49	Braxton Scriber	6-1	250	So.	Lafayette, La. (Nicholls)
83	Jaden Platt	6-5	255	Sr.	Haslet, Texas (Texas A&M)
84	Breylen Gilbert	6-3	235	Jr.	Fairburn, Ga. (Georgia State)
85	Ty Lockwood	6-4	246	Sr.	Thompson's Station, Tenn. (Boston Coll.)
89	Gavin Garretson	6-7	256	So.	Chico, Calif. (Pleasant Valley HS)
OL (22)					
50	Kobe Branham	6-5	336	Jr.	Fort Smith, Ark. (Southside HS)
52	Caden Kitler	6-3	303	5th	The Colony, Texas (UCF)
53	Kash Courtney	6-4	301	So.	Carthage, Texas (Carthage HS)
54	Adam Hawkes	6-6	306	Jr.	Herriman, Utah (Oregon St.)
55	Carey Clayton	6-3	282	Fr.	Grapevine, Texas (Carroll HS)
56	Ben Mubenga	6-5	289	Fr.	Buford, Ga. (Buford HS)
60	Jonas Nantze	6-5	289	Jr.	Springdale, Ark. (Shiloh Christian Academy)
61	Kaden Bramlage	6-5	296	Fr.	Shawnee, Okla. (Shawnee HS)
62	Alex Johnson	6-3	308	Jr.	Little Rock, Ark. (Catholic HS)
63	Hugh Smith	6-5	305	Fr.	Missouri City, Texas (Ridge Point HS)
64	Bryant Williams	6-7	335	5th	Lake Charles, La. (Louisiana)
65	Aaron Smith	6-6	288	Sr.	Conway, Ark. (Conway HS)
66	Payton Parks-Smith	6-5	305	5th	Sterlington, La. (McNeese)
67	Emmanuel Flor	6-4	334	So.	Brooklyn, N.Y. (Sacred Heart)
70	Daniel Grein	6-6	324	So.	Munster, Ind. (Butler CC)
71	Malachi Breland	6-5	334	Sr.	Laurel, Miss. (Memphis)
72	Tucker Young	6-5	310	Fr.	Hot Springs, Ark. (Lakeside HS)
73	Brooks Edmonson	6-4	313	5th	Bryant, Ark. (Bryant HS)
74	Terence Roberson Jr.	6-6	322	Jr.	Warren, Ark. (Ouachita Baptist)
75	Kavion Broussard	6-6	312	Jr.	New Iberia, La. (Ole Miss)
78	Lucas Possenti	6-5	309	Jr.	Aston, Pa. (Temple)
79	Josiah Clemons	6-7	341	So.	Clinton, Miss. (Memphis)

RAZORBACKS BY POSITION

No.	Name	Ht.	Wt.	Cl.	Hometown (Previous School)
DB (26)					
1	Christian Harrison	6-0	202	5th	Atlanta, Ga. (Cincinnati)
2	Shelton Lewis	5-11	190	Sr.	Atlanta, Ga. (Clemson)
3	Braydon Lee	6-1	180	Jr.	Upper Marlboro, Md. (Maryland)
4	La'khi Roland	6-2	195	Jr.	Conley, Ga. (Maryland)
6	Khmori House	6-1	202	Jr.	Pasadena, Calif. (N. Carolina)
13	Carter Stoutmire	5-11	216	Sr.	Plano, Texas (Colorado)
14	Kyeaure Magloire	6-3	210	5th	Minneola, Fla. (W. Georgia)
15	Nsongbeh Ginyui	6-2	199	So.	Bakersfield, Calif. (Bakersfield College)
16	Jathan Hatch	6-2	196	Jr.	Biggersville, Miss. (EMCC)
17	DJ Hairston Jr.	6-2	176	So.	Starkville, Miss. (Hinds CC)
18	John Howse IV	6-1	198	5th	Brentwood, Tenn. (MTSU)
19	Kyndrick Williams	6-1	188	Fr.	Fayetteville, Ark. (Fayetteville HS)
20	Joker Johnson	6-0	195	Sr.	Hammond, La. (Tulane)
21	Tyler Scott	6-1	202	Sr.	Mableton, Ga. (Ga. State)
22	Tay Lockett	6-0	185	Fr.	San Diego, Calif. (Conway HS)
23	Ian Williams	5-10	198	So.	Cartersville, Ga. (Memphis)
24	Miguel Mitchell	6-1	219	5th	Oxford, Ala. (Florida)
26	Jalon Copeland	6-0	197	Fr.	Valdosta, Ga. (Valdosta HS)
27	LaMarcus Hicks II	6-2	190	So.	Clarksdale, Miss. (Iowa State)
29	Brandon Ford	5-11	193	Fr.	Crowley, Texas (Crowley HS)
31	Blake Brisker	5-10	184	So.	Argyle, Texas (Liberty Christian HS)
32	Caleb Wooden	6-1	195	5th	Lawrenceville, Ga. (Auburn)
34	Brylan Green	5-9	180	5th	Opelousas, La. (Liberty)
36	Jeremiah Williams	5-10	175	5th	Dallas, Texas (Rice)
38	Bradley Ume-Ezeoke	5-10	170	Fr.	Flower Mound, Texas (Marcus HS)
39	Sean Williams	5-9	190	5th	Nolensville, Tenn. (Dartmouth)
LB (11)					
7	Bradley Shaw	6-1	229	Jr.	Hoover, Ala. (Hoover HS)
8	Phoenix Jackson	6-0	221	5th	Modesto, Calif. (Baylor)
10	Wyatt Simmons	6-3	226	Jr.	Searcy, Ark. (Harding Academy)
11	Jamonta Waller	6-1	237	Jr.	Picayune, Miss. (Auburn)
25	Ja'Quavion Smith	6-1	229	Jr.	Wingate, N.C. (Howard)
33	Jakore Smith	6-0	205	Fr.	Bryant, Ark. (Bryant HS)
35	Steven Soles Jr.	6-2	237	Jr.	Powell, Tenn. (Kentucky)
42	Jeremy Evans	6-1	229	5th	Tenaha, Texas (Baylor)
44	Ben Bogle	6-1	226	5th	Ponte Vedra, Fla. (West Virginia)
45	Preston Davis	5-11	223	Jr.	Little Rock, Ark. (LR Christian Academy)
48	Joseph Whitt	6-0	210	Jr.	Prosper, Texas (Prosper HS)
DL (18)					
0	Hunter Osborne	6-4	313	Sr.	Trussville, Ala. (Virginia)
9	Charlie Collins	6-5	233	Jr.	Pine Bluff, Ark. (Mills HS)
28	Trajen Odom	6-3	297	So.	Inglewood, Calif. (Ohio State)
30	J'Lynn Allen	6-7	226	Jr.	N. Little Rock, Ark. (Hutchinson CC)
40	Colton Yarbrough	6-5	262	Fr.	Caddo, Okla. (Durant HS)
41	Brian Alston	6-2	247	Sr.	Birmingham, Ala. (ETSU)
43	Trent Sellers	6-4	269	So.	Mobile, Ala. (Spanish Fort HS)
52	Donovan Whitten	6-3	252	Sr.	Arkadelphia, Ark. (Arkadelphia HS)
55	Antonio Sandel-Bascomb	6-3	315	Sr.	Akron, Ohio (Coffeyville CC)
88	Xadavien Sims	6-3	308	Jr.	Durant, Okla. (Oregon)
90	Caleb Bell	6-3	284	So.	Alpharetta, Ga. (Milton HS)
91	Carlon Jones	6-2	327	Jr.	Bay City, Texas (USC)
92	David Oke	6-2	298	5th	Lagos, Nigeria (Abilene Christian)
93	Keiundre Johnson	6-3	292	So.	Terrell, Texas (Terrell HS)
94	Reginald Vaughn	6-2	301	So.	Brandon, Miss. (Hartfield Academy)
95	Anthony Kennedy Jr.	6-3	337	Fr.	Little Rock, Ark. (Central HS)
97	Quincy Rhodes Jr.	6-6	273	Sr.	North Little Rock, Ark. (N. Little Rock HS)
99	Danny Beale III	6-5	347	Fr.	Vanndale, Ark. (Cross County HS)
Specialists (8)					
30	Max Gilbert (K)	6-0	201	Sr.	Memphis, Tenn. (Tennessee)
34	Jesse Ehrlich (P)	6-2	200	5th	Melbourne, Australia (Cal Poly)
37	Gavin Rush (P)	6-3	209	So.	Franklin, Tenn. (Page HS)
39	Braeden McAlister (K)	6-0	196	5th	Indian Trail, N.C. (Georgia St.)
41	Connor Smith (P)	6-3	206	Fr.	Clintwood, Va. (Ridgeview HS)
46	Charlie Von Der Meden (K)	6-0	183	Jr.	Tomball, Texas (Tomball HS)
51	Adam Johnston (LS)	6-0	225	Sr.	Ripon, Calif. (Sacramento St.)
59	Max Schmidly (LS)	6-3	217	Sr.	Charlotte, N.C. (Myers Park HS)

ALPHABETICAL ROSTER

No.	Name	Pos.
32	Matt Adcock	TE
30	J'Lynn Allen	DL
41	Brian Alston	DL
25	Markeylin Batton	RB
99	Danny Beale III	DL
90	Caleb Bell	DL
44	Ben Bogle	LB
61	Kaden Bramlage	OL
50	Kobe Branham	OL
71	Malachi Breland	OL
31	Blake Brisker	DB
75	Kavion Broussard	OL
3	CJ Brown	WR
4	Ismael Cisse	WR
55	Carey Clayton	OL
79	Josiah Clemons	OL
9	Charlie Collins	DL
26	Jalon Copeland	DB
53	Kash Courtney	OL
1	Courtney Crutchfield	WR
45	Preston Davis	LB
73	Brooks Edmonson	OL
34	Jesse Ehrlich	P
42	Jeremy Evans	LB
8	Donovan Faupel	WR
29	Brandon Ford	DB
67	Emmanuel Flor	OL
16	Braeden Fuller	QB
89	Gavin Garretson	TE
84	Breylen Gilbert	TE
30	Max Gilbert	K
15	Nsongbeh Ginyui	DB
34	Brylan Green	DB
70	Daniel Grein	OL
17	DJ Hairston Jr.	DB
18	Jude Hall	WR
1	Christian Harrison	DB
11	Monte Harrison	WR
16	Jathan Hatch	DB
54	Adam Hawkes	OL
9	Jamari Hawkins	WR
87	Cory Henderson Jr.	WR
14	Hank Hendrix	QB
35	Hutson Hendrix	TE
27	LaMarcus Hicks II	DB
2	AJ Hill	QB
22	TJ Hodges	RB
6	Khmori House	DB
18	John Howse IV	DB
88	Blair Irvin III	WR
7	KJ Jackson	QB
8	Phoenix Jackson	LB
62	Alex Johnson	OL
20	Joker Johnson	DB
93	Keiundre Johnson	DL
51	Adam Johnston	LS
91	Carlon Jones	DL
19	Antonio Jordan	WR
95	Anthony Kennedy Jr.	DL
52	Caden Kitler	OL
47	Maddox Lassiter	TE
3	Braydon Lee	DB
2	Shelton Lewis	DB
22	Tay Lockett	DB
85	Ty Lockwood	TE
14	Kyeaure Magloire	DB
6	Chris Marshall	WR
39	Braeden McAlister	K
24	Miguel Mitchell	DB
56	Ben Mubenga	OL
60	Jonas Nantze	OL
28	Trajen Odom	DL
92	David Oke	DL

NUMERICAL ROSTER

No.	Name	Pos.	Ht.	Wt.	Class	Exp.	Hometown (Previous School)
0	Hunter Osborne	DL	6-4	313	Sr.	TR	Trussville, Ala. (Hewitt-Trussville HS/Virginia)
0	Braylen Russell	RB	6-1	228	Jr.	2L	Benton, Ark. (Benton HS)
1	Courtney Crutchfield	WR	6-2	187	Jr.	1L	Pine Bluff, Ark. (Pine Bluff HS/Missouri)
1	Christian Harrison	DB	6-0	202	5th	TR	Atlanta, Ga. (Woodward Academy/Cincinnati)
2	AJ Hill	QB	6-4	232	So.	TR	Warner Robins, Ga. (Houston Co. HS/Memphis)
2	Shelton Lewis	DB	5-11	190	Sr.	TR	Atlanta, Ga. (Stockbridge HS/Clemson)
3	CJ Brown	WR	6-1	195	Jr.	2L	Bentonville, Ark. (Bentonville HS)
3	Braydon Lee	DB	6-1	180	Jr.	TR	Upper Marlboro, Md. (C.H. Flowers HS/Maryland)
4	Ismael Cisse	WR	6-0	198	Sr.	SQ	Denver, Colo. (Cherry Creek HS/Stanford)
4	La'khi Roland	DB	6-2	195	Jr.	TR	Conley, Ga. (Cedar Grove HS/Maryland)
5	Sutton Smith	RB	5-9	196	5th	TR	Marietta, Ga. (Walton HS/Memphis)
6	Khmori House	DB	6-1	202	Jr.	TR	Pasadena, Calif. (St. John Bosco HS/N. Carolina)
6	Chris Marshall	WR	6-3	213	5th	TR	Missouri City, Texas (Ft. Bend Marshall HS/Boise St.)
7	KJ Jackson	QB	6-4	225	Jr.	1L	Montgomery, Ala. (St. James School)
7	Bradley Shaw	LB	6-1	229	Jr.	2L	Hoover, Ala. (Hoover HS)
8	Donovan Faupel	WR	6-1	201	Sr.	TR	Riverside, Calif. (Corona Centennial HS/NMSU)
8	Phoenix Jackson	LB	6-0	221	5th	TR	Modesto, Calif. (Central Catholic HS/Baylor)
9	Charlie Collins	DL	6-5	233	Jr.	2L	Pine Bluff, Ark. (Mills HS)
9	Jamari Hawkins	WR	5-10	188	5th	TR	Mobile, Ala. (Baker HS/Memphis)
10	Wyatt Simmons	LB	6-3	226	Jr.	1L	Searcy, Ark. (Harding Academy)
10	Cade Trotter	QB	6-1	189	Jr.	TR	Dallas, Texas (Highland Park HS/Clemson)
11	Monte Harrison	WR	6-3	222	Jr.	1L	Lee's Summit, Mo. (West HS)
11	Jamonta Waller	LB	6-1	237	Jr.	TR	Picayune, Miss. (Memorial HS/Auburn)
13	Carter Stoutmire	DB	5-11	216	Sr.	TR	Plano, Texas (Prestonwood Christian HS/Colorado)
13	Jelani Watkins	WR	5-10	163	Jr.	TR	LaPlace, La. (Atascocita HS/LSU)
14	Hank Hendrix	QB	6-3	190	Fr.	HS	Fayetteville, Ark. (Fayetteville HS)
14	Kyeaure Magloire	DB	6-3	210	5th	TR	Minneola, Fla. (Lake Minneola HS/W. Georgia)
15	Nsongbeh Ginyui	DB	6-2	199	So.	TR	Bakersfield, Calif. (Frontier HS/Bakersfield College)
16	Braeden Fuller	QB	6-3	221	5th	TR	Floresville, Texas (Floresville HS/Angelo St.)
16	Jathan Hatch	DB	6-2	196	Jr.	TR	Biggersville, Miss. (Biggersville HS/EMCC)
17	DJ Hairston Jr.	DB	6-2	176	So.	TR	Starkville, Miss. (Starkville HS/Hinds CC)
18	Jude Hall	WR	6-5	200	Fr.	HS	Greenville, S.C. (Christ Episcopal School)
18	John Howse IV	DB	6-1	198	5th	TR	Brentwood, Tenn. (Brentwood HS/MTSU)
19	Antonio Jordan	WR	6-6	228	So.	RS	Warren, Ark. (Warren HS)
19	Kyndrick Williams	DB	6-1	188	Fr.	HS	Fayetteville, Ark. (Fayetteville HS)
20	Joker Johnson	DB	6-0	195	Sr.	TR	Hammond, La. (Hammond HS/Tulane)
21	Jasper Parker	RB	6-0	209	So.	TR	Gretna, La. (Archbishop Shaw HS/Michigan)
21	Tyler Scott	DB	6-1	202	Sr.	TR	Mableton, Ga. (Pebblebrook HS/Ga. State)
22	TJ Hodges	RB	6-0	189	Fr.	HS	Bryant, Ark. (Bryant HS)
22	Tay Lockett	DB	6-0	185	Fr.	HS	San Diego, Calif. (Conway HS)
23	Ian Williams	DB	5-10	198	So.	TR	Cartersville, Ga. (Cass HS/Memphis)
23	Kevin Young	RB	5-11	218	Fr.	HS	Forrest City, Ark. (Forrest City HS)
24	Miguel Mitchell	DB	6-1	219	5th	1L	Oxford, Ala. (Oxford HS/Florida)
24	Mario Robinson Jr.	RB	6-0	210	Sr.	TR	Memphis, Tenn. (White Station HS/Memphis)
25	Markeylin Batton	RB	5-10	181	So.	RS	Atlanta, Texas (Atlanta HS)
25	Ja'Quavion Smith	LB	6-1	229	Jr.	TR	Wingate, N.C. (Forest Hill HS/Howard)
26	Jalon Copeland	DB	6-0	197	Fr.	HS	Valdosta, Ga. (Valdosta HS)
27	LaMarcus Hicks II	DB	6-2	190	So.	TR	Clarksdale, Miss. (Maine West HS/Iowa State)
27	Cam Settles	RB	5-11	209	So.	1L	Little Rock, Ark. (Parkview HS)
28	Trajen Odom	DL	6-3	297	So.	TR	Inglewood, Calif. (Weddington HS/Ohio State)
29	Brandon Ford	DB	5-11	193	Fr.	HS	Crowley, Texas (Crowley HS)
30	J'Lynn Allen	DL	6-7	226	Jr.	TR	N. Little Rock, Ark. (NLR HS/Hutchinson CC)
30	Max Gilbert	K	6-0	201	Sr.	TR	Memphis, Tenn. (Lausanne/Tennessee)
31	Blake Brisker	DB	5-10	184	So.	RS	Argyle, Texas (Liberty Christian HS)
32	Matt Adcock	TE	6-3	258	Sr.	TR	Raleigh, Miss. (Simpson Academy/Memphis)
32	Caleb Wooden	DB	6-1	195	5th	1L	Lawrenceville, Ga. (Archer HS/Auburn)
33	Jakore Smith	LB	6-0	205	Fr.	HS	Bryant, Ark. (Bryant HS)
34	Jesse Ehrlich	P	6-2	200	5th	TR	Melbourne, Australia (Cal Poly)
34	Brylan Green	DB	5-9	180	5th	TR	Opelousas, La. (Lafayette Christian/Liberty)
35	Hutson Hendrix	TE	5-10	237	So.	RS	Boerne, Texas (Boerne HS)
35	Steven Soles Jr.	LB	6-2	237	Jr.	TR	Powell, Tenn. (Powell HS/Kentucky)
36	Jeremiah Williams	DB	5-10	175	5th	TR	Dallas, Texas (Bishop Lynch HS/Rice)
37	Gavin Rush	P	6-3	209	So.	RS	Franklin, Tenn. (Page HS)
38	Bradley Ume-Ezeoke	DB	5-10	170	Fr.	HS	Flower Mound, Texas (Marcus HS)
39	Braeden McAlister	K	6-0	196	5th	TR	Indian Trail, N.C. (Porter Ridge HS/Georgia St.)
39	Sean Williams	DB	5-9	190	5th	TR	Nolensville, Tenn. (Battle Ground Academy/Dartmouth)
40	Colton Yarbrough	DL	6-5	262	Fr.	HS	Caddo, Okla. (Durant HS)
41	Brian Alston	DL	6-2	247	Sr.	TR	Birmingham, Ala. (Spain Park HS/ETSU)
41	Connor Smith	P	6-3	206	Fr.	HS	Clintwood, Va. (Ridgeview HS)
42	Jeremy Evans	LB	6-1	229	5th	TR	Tenaha, Texas (Tenaha HS/Baylor)
43	Trent Sellers	DL	6-4	269	So.	RS	Mobile, Ala. (Spanish Fort HS)
44	Ben Bogle	LB	6-1	226	5th	TR	Ponte Vedra, Fla. (Nease HS/West Virginia)
45	Preston Davis	LB	5-11	223	Jr.	SQ	Little Rock, Ark. (LR Christian Academy)

NUMERICAL ROSTER

No.	Name	Pos.	Ht.	Wt.	Class	Exp.	Hometown (Previous School)
46	Charlie Von Der Meden	K	6-0	183	Jr.	SQ	Tomball, Texas (Tomball HS)
47	Maddox Lassiter	TE	6-3	248	Sr.	2L	Warren, Ark. (Warren HS)
48	Joseph Whitt	LB	6-0	210	Jr.	SQ	Prosper, Texas (Prosper HS)
49	Braxton Scriber	TE	6-1	250	So.	TR	Lafayette, La. (Acadiana HS/Nicholls)
50	Kobe Branham	OL	6-5	336	Jr.	1L	Fort Smith, Ark. (Southside HS)
51	Adam Johnston	LS	6-0	225	Sr.	TR	Ripon, Calif. (Ripon HS/Sacramento St.)
52	Caden Kitler	OL	6-3	303	5th	1L	The Colony, Texas (John Paul II HS/UCF)
52	Donovan Whitten	DL	6-3	252	Sr.	1L	Arkadelphia, Ark. (Arkadelphia HS)
53	Kash Courtney	OL	6-4	301	So.	RS	Carthage, Texas (Carthage HS)
54	Adam Hawkes	OL	6-6	306	Jr.	TR	Herriman, Utah (Mountain Ridge HS/Oregon St.)
55	Carey Clayton	OL	6-3	282	Fr.	HS	Grapevine, Texas (Carroll HS)
55	Antonio Sandel-Bascomb	DL	6-3	315	Sr.	TR	Akron, Ohio (East HS/Coffeyville CC)
56	Ben Mubenga	OL	6-5	289	Fr.	HS	Buford, Ga. (Buford HS)
59	Max Schmidly	LS	6-3	217	Sr.	SQ	Charlotte, N.C. (Myers Park HS)
60	Jonas Nantze	OL	6-5	289	Jr.	SQ	Springdale, Ark. (Shiloh Christian Academy)
61	Kaden Bramlage	OL	6-5	296	Fr.	HS	Shawnee, Okla. (Shawnee HS)
62	Alex Johnson	OL	6-3	308	Jr.	SQ	Little Rock, Ark. (Catholic HS)
63	Hugh Smith	OL	6-5	305	Fr.	HS	Missouri City, Texas (Ridge Point HS)
64	Bryant Williams	OL	6-7	335	5th	TR	Lake Charles, La. (Grand Lake HS/Louisiana)
65	Aaron Smith	OL	6-6	288	Sr.	SQ	Conway, Ark. (Conway HS)
66	Payton Parks-Smith	OL	6-5	305	5th	SQ	Sterlington, La. (Sterlington HS/McNeese)
67	Emmanuel Flor	OL	6-4	334	So.	TR	Brooklyn, N.Y. (IMG Academy/Sacred Heart)
70	Daniel Grein	OL	6-6	324	So.	TR	Munster, Ind. (IC Catholic Prep HS/Butler CC)
71	Malachi Breland	OL	6-5	334	Sr.	TR	Laurel, Miss. (Laurel HS/Memphis)
72	Tucker Young	OL	6-5	310	Fr.	HS	Hot Springs, Ark. (Lakeside HS)
73	Brooks Edmonson	OL	6-4	313	5th	3L	Bryant, Ark. (Bryant HS)
74	Terence Roberson Jr.	OL	6-6	322	Jr.	TR	Warren, Ark. (Warren HS/Ouachita Baptist)
75	Kavion Broussard	OL	6-6	312	Jr.	1L	New Iberia, La. (Zachary HS/Ole Miss)
78	Lucas Possenti	OL	6-5	309	Jr.	TR	Aston, Pa. (Garnett Valley HS/Temple)
79	Josiah Clemons	OL	6-7	341	So.	TR	Clinton, Miss. (Madison Central HS/Memphis)
80	Dequane Prevo	WR	5-10	176	Fr.	HS	Texarkana, Texas (Bentonville HS)
81	Dai'Shaun Thomas	WR	5-10	174	Jr.	TR	Houston, Texas (McEachern HS/Kennesaw St.)
82	Ben Pupplo	WR	6-2	187	Sr.	TR	Yakima, Wash. (West Valley HS/Utah Tech)
83	Jaden Platt	TE	6-5	255	Sr.	1L	Haslet, Texas (Eaton HS/Texas A&M)
84	Breylen Gilbert	TE	6-3	235	Jr.	TR	Fairburn, Ga. (Creekside HS/Georgia State)
85	Ty Lockwood	TE	6-4	246	Sr.	TR	Thompson's Station, Tenn. (Independence HS/Boston Coll.)
87	Cory Henderson Jr.	WR	6-0	186	Sr.	SQ	N. Little Rock, Ark. (N. Little Rock HS/Henderson St.)
88	Blair Irvin III	WR	6-0	195	Fr.	HS	Bentonville, Ark. (Bentonville HS)
88	Xadavien Sims	DL	6-3	308	Jr.	TR	Durant, Okla. (Durant HS/Oregon)
89	Gavin Garretson	TE	6-7	256	So.	RS	Chico, Calif. (Pleasant Valley HS)
90	Caleb Bell	DL	6-3	284	So.	RS	Alpharetta, Ga. (Milton HS)
91	Carlon Jones	DL	6-2	327	Jr.	TR	Bay City, Texas (Bay City HS/USC)
92	David Oke	DL	6-2	298	5th	RS	Lagos, Nigeria (Alief Hastings HS/Abilene Christian)
93	Keiundre Johnson	DL	6-3	292	So.	RS	Terrell, Texas (Terrell HS)
94	Reginald Vaughn	DL	6-2	301	So.	RS	Brandon, Miss. (Hartfield Academy)
95	Anthony Kennedy Jr.	DL	6-3	337	Fr.	HS	Little Rock, Ark. (Central HS)
97	Quincy Rhodes Jr.	DL	6-6	273	Sr.	3L	North Little Rock, Ark. (N. Little Rock HS)
99	Danny Beale III	DL	6-5	347	Fr.	HS	Vanndale, Ark. (Cross County HS)

Roster by Class: 5th - 22 | Senior - 23 | Junior - 32 | Sophomore - 23 | Freshman - 21

ALPHABETICAL ROSTER

No.	Name	Pos.
0	Hunter Osborne	DL
21	Jasper Parker	RB
66	Payton Parks-Smith	OL
83	Jaden Platt	TE
78	Lucas Possenti	OL
80	Dequane Prevo	WR
82	Ben Pupplo	WR
97	Quincy Rhodes Jr.	DL
74	Terence Roberson Jr.	OL
24	Mario Robinson Jr.	RB
4	La'khi Roland	DB
37	Gavin Rush	P
0	Braylen Russell	RB
55	Antonio Sandel-Bascomb	DL
59	Max Schmidly	LS
21	Tyler Scott	DB
49	Braxton Scriber	TE
43	Trent Sellers	DL
27	Cam Settles	RB
7	Bradley Shaw	LB
10	Wyatt Simmons	LB
88	Xadavien Sims	DL
65	Aaron Smith	OL
41	Connor Smith	P
63	Hugh Smith	OL
33	Jakore Smith	LB
25	Ja'Quavioin Smith	LB
5	Sutton Smith	RB
35	Steven Soles Jr.	LB
13	Carter Stoutmire	DB
81	Dai'Shaun Thomas	WR
10	Cade Trotter	QB
38	Bradley Ume-Ezeoke	DB
94	Reginald Vaughn	DL
46	Charlie Von Der Meden	K
11	Jamonta Waller	LB
13	Jelani Watkins	WR
48	Joseph Whitt	LB
52	Donovan Whitten	DL
64	Bryant Williams	OL
23	Ian Williams	DB
36	Jeremiah Williams	DB
19	Kyndrick Williams	DB
39	Sean Williams	DB
32	Caleb Wooden	DB
40	Colton Yarbrough	DL
23	Kevin Young	RB
72	Tucker Young	OL

FOOTBALL STAFF

Coaching Staff

Ryan Silverfield | Head Coach ..... 1st Season
Tim Cramsey | Offensive Coordinator ..... 1st Season
Ron Roberts | Defensive Coordinator ..... 1st Season
Chad Lunsford | Special Teams Coordinator ..... 1st Season
Kynjee' Cotton | Def. Run Game Coord./DL ..... 1st Season
Eddie Hicks | Cornerbacks ..... 1st Season
Jeff Myers | Run Game Coord./Offensive Line ..... 1st Season
David Johnson | Assistant HC/Running Backs ..... 1st Season
Marcus Johnson | Offensive Line ..... 1st Season
Larry Smith | Wide Receivers ..... 1st Season
Mitch Stewart | Quarterbacks ..... 1st Season
Morgan Turner | Tight Ends ..... 4th Season
Landius Wilkerson | Defensive Line ..... 1st Season
Deron Wilson | co-Def. Coord./Secondary ..... 1st Season

Graduate Assistants

Luke Hanson | Operations ..... 2nd Season
Bryce Robertson | Offense - TEs ..... 1st Season
Gage White | Offense - RBs ..... 2nd Season

Quality Control/Analyst

Chance Alberswerth | Assistant DL ..... 1st Season
Simeon Blair | Assistant DBs ..... 1st Season
Cannon Gibbs | Assistant LBs ..... 1st Season
Che Hendrix | Sr. Defensive Analyst ..... 2nd Season
Jake Jiannoni | Assistant OLBs ..... 1st Season
Nick Mathews | Research ..... 1st Season
Aaron Odom | Assistant WRs ..... 1st Season
Andy Rinehart | Special Teams ..... 1st Season
Dakota Tillman | Asst. Special Teams Coord. ..... 1st Season
CJ Wilford | Assistant Safeties ..... 1st Season

Support Staff

Patrick Doherty | Football Chief of Staff ..... 7th Season
Amanda Gilpin | Football Operations ..... 7th Season
Noah Franklin | Strength & Conditioning ..... 1st Season
Gaizka Crowley | Exec. Dir. Player Acquisition ..... 1st Season
Scott Gasper | Recruiting & Personnel ..... 1st Season
Vince Blankenship | Athletic Training ..... 2nd Season
Dalton Withrow | Equipment ..... 6th Season
Danny Wheeler | Player Development ..... 6th Season
Jacob Tepp | Video ..... 6th Season

PRONUNCIATIONS

Ismael Cisse ..... IS-my-el cee-cee
Donovan **Faupel** ..... FUH-pell
Nsongbeh Ginyui ..... SONG-bay GINN-you
Daniel **Grein** ..... grine
Monte Harrison ..... mon-TAY
Khmori House ..... kuh-more-ee
Keiundre Johnson ..... KEE-un-dray
Kyeaure Magloire ..... KEE-are-ee muh-GLOR
David **Oke** ..... OH-kee
Dequane Prevo ..... de-KWAN PREE-vo
Terence **Roberson** ..... ROW-ber-son
La'khi Roland ..... luh-KYE
Xadavian Sims ..... za-DAY-vee-on
Jakore Smith ..... ja-KORE-ee
Bradley **Ume-Ezeoke** ..... YOU-me E-Z-okee
Ja'Quavion Smith ..... ja-KWAY-vee-on
Jamonta Waller ..... ja-mon-TAY
Jelani Watkins ..... juh-law-NEE

TEAM STATISTICS

	AR	OPP
Scoring	**395**	**406**
Points per game	32.9	33.8
Points Off Turnovers	35	55
First Downs	**278**	**286**
Rushing	128	127
Passing	131	125
Penalty	19	34
Rushing Yardage	**2303**	**2231**
Yards gained rushing	2631	2561
Yards lost rushing	328	330
Rushing attempts	405	475
Average per rush	5.7	4.7
Average per game	191.9	185.9
TDs Rushing	25	24
Passing Yardage	**3155**	**2871**
Comp-Att-Int	231-381-11	213-339-6
Average per pass	8.3	8.5
Average per catch	13.7	13.5
Average per game	262.9	239.3
TDs Passing	22	22
Total offense	**5458**	**5102**
Total plays	786	814
Average per play	6.9	6.3
Average per game	454.8	425.2
Kick returns: #-Yards	**12-269**	**13-350**
Punt returns: #-Yards	**17-124**	**7-105**
Int returns: #-Yards	**6-160**	**11-115**
Kick return average	**22.4**	**26.9**
Punt return average	**7.3**	**15.0**
Int return average	**26.7**	**10.5**
Fumbles-Lost	**14-9**	**12-3**
Penalties-Yards	**93-804**	**73-607**
Average per game	67.0	50.6
Punts-Yards	**35-1569**	**40-1706**
Average per punt	44.8	42.7
Net punt average	39.1	38.3
Kickoffs-Yards	**75-4701**	**78-4984**
Average per kick	62.7	63.9
Net kick average	37.5	39.7
Time of possession / game	**28:59**	**30:59**
3rd-down conversion	**67/140**	**67/150**
3rd-down pct	48%	45%
4th-down conversion	**9/17**	**11/16**
4th-down pct	53%	69%
Sacks by-Yards	**22-151**	**29-232**
Misc Yards	**0**	**0**
Touchdowns scored	**50**	**50**
Field goals - attempts	**14-18**	**19-21**
On-Side kicks	**0-1**	**0-1**
Red-zone scores	**(44-48) 92%**	**(47-53) 89%**
Red-zone touchdowns	**(36-48) 75%**	**(34-53) 64%**
PAT-attempts	**(47-47) 100%**	**(45-45) 100%**
2-point conversion-attempts	**(3-4) 75%**	**(2-5) 40%**
Attendance	**472795**	**409417**
Games / Avg per game	7/67542	5/81883
Neutral site games	-	0/0

Score by Periods

Team	1st	2nd	3rd	4th	OT	TOT
Arkansas	95	162	67	71	0	395
Opponents	94	126	97	89	0	406

ARKANSAS GAME-BY-GAME STATISTICS

		Rushing				Receiving				Passing				Kick Returns				Punt Returns				tot
Date	Opponent	no.	yds	td	lg	no.	yds	td	lg	cmp-att-int	yds	td	lg	no.	yds	td	lg	no.	yds	td	lg	off
08/30/2025	Alabama A&M	40	194	0	30	26	358	7	35	26-36-0	358	7	35	2	53	0	27	5	28	0	11	552
09/06/2025	Arkansas St.	29	321	4	64	20	309	4	41	20-29-2	309	4	41	0	0	0	0	1	5	0	5	630
09/13/2025	at Ole Miss	37	221	4	47	22	305	1	35	22-35-0	305	1	35	0	0	0	0	1	-2	0	0	526
09/20/2025	at Memphis	32	175	3	23	18	325	1	62	18-34-2	325	1	62	1	23	0	23	2	4	0	6	500
09/27/2025	Notre Dame	30	158	1	54	17	207	0	33	17-32-1	207	0	33	0	0	0	0	0	0	0	0	365
10/11/2025	at Tennessee	45	240	2	38	21	256	2	30	21-31-0	256	2	30	2	43	0	24	2	7	0	8	496
10/18/2025	Texas A&M	32	268	2	57	20	259	3	36	20-33-0	259	3	36	1	22	0	22	1	0	0	14	527
10/25/2025	Auburn	23	63	1	11	14	268	1	58	14-22-3	268	1	58	2	45	0	28	0	0	0	0	331
11/01/2025	Mississippi St.	46	239	3	41	19	194	1	38	19-31-0	194	1	38	1	29	0	29	0	0	0	0	433
11/15/2025	at LSU	35	175	2	55	11	165	0	26	11-19-2	165	0	26	1	13	0	13	3	56	1	26	340
11/22/2025	at Texas	31	188	3	41	26	324	1	30	26-49-1	324	1	30	1	16	0	16	0	0	0	0	512
11/29/2025	Missouri	25	61	0	11	17	185	1	26	17-30-0	185	1	26	1	25	0	25	2	26	0	13	246
Arkansas		**405**	**2303**	**25**	**64**	**231**	**3155**	**22**	**62**	**231-381-11**	**3155**	**22**	**62**	**12**	**269**	**0**	**29**	**17**	**124**	**1**	**26**	**5458**
Opponents		**475**	**2231**	**24**	**64**	**213**	**2871**	**22**	**64**	**213-339-6**	**2871**	**22**	**64**	**13**	**350**	**1**	**98**	**7**	**105**	**1**	**67**	**5102**

Arkansas Averages

Games	Avg/ rush	Avg/ catch	Pass effic	KR avg	PR avg	All purpose avg/game	Total offense avg/game
12	5.7	13.7	143.5	22.4	7.3	500.9	454.8

		Tackles				Sacks	Fumble		Pass Defense			blkd	PAT attempts			off		
Date	Opponent	ua	a	total	tfl-yds	no-yds	ff	fr-yds	int-yds	qbh	brup	kick	kick	rush	rcv	saf	t/o	pts
08/30/2025	Alabama A&M	34	16	50	6.0-24	2-14	1	2-0	0-0	10	5	0	7-7	0	0	0	0	52
09/06/2025	Arkansas St.	34	64	98	10.0-42	4-34	1	0-0	2-40	2	5	0	8-8	0	0	0	7	56
09/13/2025	at Ole Miss	41	26	67	4.0-8	1-2	0	0-0	0-0	0	3	0	5-5	0	0	0	0	35
09/20/2025	at Memphis	45	6	51	8.0-33	3-23	2	0-0	2-19	4	2	0	4-4	0	0	0	7	31
09/27/2025	Notre Dame	29	50	79	4.0-18	1-14	0	0-0	0-0	2	4	0	1-1	0	0	0	0	13
10/11/2025	at Tennessee	25	44	69	2.0-3	0-0	0	0-0	0-0	1	3	0	4-4	0	0	0	0	31
10/18/2025	Texas A&M	35	30	65	2.0-6	0-0	0	0-0	0-0	0	3	0	4-4	0	1	0	0	42
10/25/2025	Auburn	33	58	91	4.0-16	3-13	0	0-0	1-89	2	3	0	3-3	0	0	0	7	24
11/01/2025	Mississippi St.	36	26	62	10.0-46	2-21	2	0-0	1-12	3	9	0	3-3	0	1	0	7	35
11/15/2025	at LSU	40	26	66	8.0-23	4-19	0	0-0	0-0	3	4	1	2-2	1	0	0	0	22
11/22/2025	at Texas	34	16	50	2.0-8	0-0	0	0-0	0-0	3	5	0	4-4	0	0	0	0	37
11/29/2025	Missouri	42	26	68	5.0-18	2-11	0	1-32	0-0	1	0	0	2-2	0	0	0	7	17
Arkansas		**428**	**388**	**816**	**65.0-245**	**22-151**	**6**	**3-32**	**6-160**	**31**	**46**	**1**	**47-47**	**1**	**2**	**0**	**35**	**395**
Opponents		**408**	**360**	**768**	**62.0-310**	**29-232**	**11**	**9-85**	**11-115**	**54**	**46**	**1**	**45-45**	**2**	**0**	**0**	**55**	**406**

		Punting									Field Goals			Kickoffs				
Date	Opponent	no.	yds	avg	long	blkd	tb	fc	50+	i20	md-att	long	blkd	no.	yds	avg	tb	ob
08/30/2025	Alabama A&M	4	182	45.5	56	0	0	1	1	2	1-1	53	0	9	531	59.0	6	0
09/06/2025	Arkansas St.	1	62	62.0	62	0	0	0	1	0	0-0	0	0	9	549	61.0	6	0
09/13/2025	at Ole Miss	1	47	47.0	47	0	0	0	0	1	0-2	0	0	6	390	65.0	6	0
09/20/2025	at Memphis	5	232	46.4	61	0	0	1	2	2	1-1	46	0	6	390	65.0	6	0
09/27/2025	Notre Dame	2	90	45.0	47	0	0	1	0	0	2-2	49	0	4	260	65.0	4	0
10/11/2025	at Tennessee	2	82	41.0	42	0	0	1	0	1	1-1	28	0	6	387	64.5	5	0
10/18/2025	Texas A&M	2	107	53.5	55	0	0	2	2	1	2-2	22	0	7	448	64.0	6	0
10/25/2025	Auburn	2	46	23.0	29	1	0	0	0	1	1-1	27	0	5	316	63.2	2	0
11/01/2025	Mississippi St.	5	222	44.4	54	0	1	1	1	1	2-2	42	0	7	451	64.4	3	0
11/15/2025	at LSU	3	139	46.3	52	0	0	2	1	2	0-1	0	0	4	260	65.0	4	0
11/22/2025	at Texas	2	82	41.0	61	0	0	0	1	1	3-3	51	0	8	469	58.6	4	1
11/29/2025	Missouri	6	278	46.3	52	0	3	2	2	1	1-2	28	0	4	250	62.5	1	0
Arkansas		**35**	**1569**	**44.8**	**62**	**1**	**4**	**11**	**11**	**13**	**14-18**	**53**	**0**	**75**	**4701**	**62.7**	**53**	**1**

NCAA LIVESTATS BY GENIUS SPORTS

		Punting									Field Goals			Kickoffs				
Date	Opponent	no.	yds	avg	long	blkd	tb	fc	50+	i20	md-att	long	blkd	no.	yds	avg	tb	ob
Opponents		**40**	**1706**	**42.7**	**59**	**1**	**4**	**9**	**10**	**11**	**19-21**	**50**	**0**	**78**	**4984**	**63.9**	**56**	**3**

OPPONENT GAME-BY-GAME STATISTICS

		Rushing				Receiving				Passing				Kick Returns				Punt Returns				tot
Date	Opponent	no.	yds	td	lg	no.	yds	td	lg	cmp-att-int	yds	td	lg	no.	yds	td	lg	no.	yds	td	lg	off
08/30/2025	Alabama A&M	26	69	1	20	15	166	0	26	15-29-0	166	0	26	3	53	0	19	1	5	0	5	235
09/06/2025	Arkansas St.	42	153	0	23	22	132	1	18	22-36-2	132	1	18	1	98	1	98	1	9	0	9	285
09/13/2025	at Ole Miss	40	118	3	17	22	357	2	64	22-30-0	357	2	64	0	0	0	0	0	0	0	0	475
09/20/2025	at Memphis	41	290	3	64	15	199	1	40	15-31-2	199	1	40	0	0	0	0	1	11	0	11	489
09/27/2025	Notre Dame	40	210	4	24	24	431	4	40	24-32-0	431	4	40	0	0	0	0	1	3	0	3	641
10/11/2025	at Tennessee	40	264	3	32	16	221	1	42	16-25-0	221	1	42	0	0	0	0	0	0	0	0	485
10/18/2025	Texas A&M	35	217	3	46	23	280	3	37	23-32-0	280	3	37	1	13	0	13	0	0	0	0	497
10/25/2025	Auburn	50	230	0	20	13	150	1	48	13-20-1	150	1	48	3	79	0	49	0	0	0	0	380
11/01/2025	Mississippi St.	38	106	2	20	18	282	3	45	18-33-1	282	3	45	1	17	0	17	1	2	0	2	388
11/15/2025	at LSU	37	155	1	35	22	235	1	34	22-33-0	235	1	34	0	0	0	0	0	0	0	0	390
11/22/2025	at Texas	28	97	1	12	19	393	5	54	19-31-0	393	5	54	1	19	0	19	1	8	0	8	490
11/29/2025	Missouri	58	322	3	53	4	25	0	13	4-7-0	25	0	13	3	71	0	40	1	67	1	67	347
Opponents		**475**	**2231**	**24**	**64**	**213**	**2871**	**22**	**64**	**213-339-6**	**2871**	**22**	**64**	**13**	**350**	**1**	**98**	**7**	**105**	**1**	**67**	**5102**
Arkansas		**405**	**2303**	**25**	**64**	**231**	**3155**	**22**	**62**	**231-381-11**	**3155**	**22**	**62**	**12**	**269**	**0**	**29**	**17**	**124**	**1**	**26**	**5458**

Opponents Averages

Games	Avg/ rush	Avg/ catch	Pass effic	KR avg	PR avg	All purpose avg/game	Total offense avg/game
12	4.7	13.5	151.8	26.9	15.0	472.7	425.2

		Tackles				Sacks	Fumble		Pass Defense			blkd	PAT attempts			off		
Date	Opponent	ua	a	total	tfl-yds	no-yds	ff	fr-yds	int-yds	qbh	brup	kick	kick	rush	rcv	saf	t/o	pts
08/30/2025	Alabama A&M	37	46	83	5.0-19	2-12	0	0-0	0-0	3	2	0	1-1	0	0	0	0	7
09/06/2025	Arkansas St.	28	28	56	1.0-1	0-0	0	0-0	2-18	1	4	0	2-2	0	0	0	7	14
09/13/2025	at Ole Miss	38	32	70	2.0-8	0-0	1	1-0	0-0	5	6	0	5-5	0	0	0	0	41
09/20/2025	at Memphis	38	20	58	5.0-25	1-9	1	1-0	2-5	5	4	0	2-2	0	0	0	7	32
09/27/2025	Notre Dame	36	18	54	3.0-21	3-21	1	1-0	1-0	3	5	0	8-8	0	0	0	7	56
10/11/2025	at Tennessee	38	48	86	9.0-41	5-35	4	3-10	0-0	6	2	0	4-4	0	0	0	7	34
10/18/2025	Texas A&M	34	24	58	8.0-55	4-46	0	0-0	0-0	6	2	0	6-6	0	0	0	0	45
10/25/2025	Auburn	28	18	46	5.0-19	2-10	1	1-23	3-77	1	2	1	1-1	1	0	0	14	33
11/01/2025	Mississippi St.	36	48	84	4.0-34	3-33	1	0-0	0-0	9	4	0	5-5	0	0	0	0	38
11/15/2025	at LSU	29	32	61	8.0-38	4-33	0	1-0	2-4	2	3	0	2-2	0	0	0	6	23
11/22/2025	at Texas	34	34	68	4.0-13	1-7	1	1-52	1-11	10	7	0	7-7	0	0	0	7	52
11/29/2025	Missouri	32	12	44	8.0-36	4-26	1	0-0	0-0	3	5	0	2-2	1	0	0	0	31
Opponents		**408**	**360**	**768**	**62.0-310**	**29-232**	**11**	**9-85**	**11-115**	**54**	**46**	**1**	**45-45**	**2**	**0**	**0**	**55**	**406**
Arkansas		**428**	**388**	**816**	**65.0-245**	**22-151**	**6**	**3-32**	**6-160**	**31**	**46**	**1**	**47-47**	**1**	**2**	**0**	**35**	**395**

		Punting									Field Goals			Kickoffs				
Date	Opponent	no.	yds	avg	long	blkd	tb	fc	50+	i20	md-att	long	blkd	no.	yds	avg	tb	ob
08/30/2025	Alabama A&M	9	402	44.7	51	0	1	2	1	1	0-0	0	0	2	124	62.0	0	0
09/06/2025	Arkansas St.	4	179	44.8	50	0	0	1	1	2	0-1	0	0	3	178	59.3	2	0
09/13/2025	at Ole Miss	2	110	55.0	59	0	0	0	2	1	2-2	36	0	7	455	65.0	7	0
09/20/2025	at Memphis	3	145	48.3	50	0	0	1	1	1	2-3	47	0	6	390	65.0	5	0
09/27/2025	Notre Dame	0	0	0.0	0	0	0	0	0	0	0-0	0	0	9	585	65.0	9	0
10/11/2025	at Tennessee	5	228	45.6	48	0	2	0	0	1	2-2	50	0	7	451	64.4	5	0
10/18/2025	Texas A&M	2	93	46.5	51	0	0	1	1	1	1-1	29	0	8	516	64.5	6	1
10/25/2025	Auburn	1	32	32.0	32	0	0	0	0	0	6-6	47	0	9	584	64.9	7	0
11/01/2025	Mississippi St.	3	140	46.7	52	0	1	1	2	1	1-1	46	0	7	450	64.3	5	0
11/15/2025	at LSU	6	188	31.3	50	1	0	2	2	1	3-3	50	0	6	364	60.7	3	2
11/22/2025	at Texas	3	109	36.3	39	0	0	1	0	2	1-1	44	0	8	506	63.3	4	0
11/29/2025	Missouri	2	80	40.0	43	0	0	0	0	0	1-1	41	0	6	381	63.5	3	0
Opponents		**40**	**1706**	**42.7**	**59**	**1**	**4**	**9**	**10**	**11**	**19-21**	**50**	**0**	**78**	**4984**	**63.9**	**56**	**3**

NCAA LIVESTATS BY GENIUS SPORTS

		Punting									Field Goals			Kickoffs				
Date	Opponent	no.	yds	avg	long	blkd	tb	fc	50+	i20	md-att	long	blkd	no.	yds	avg	tb	ob
Arkansas		**35**	**1569**	**44.8**	**62**	**1**	**4**	**11**	**11**	**13**	**14-18**	**53**	**0**	**75**	**4701**	**62.7**	**53**	**1**

TEAM COMPARISON GAME-BY-GAME STATISTICS

Opponent	Score	First Downs Total	First Downs Rush	First Downs Pass	First Downs Pen	Rushing Number-Yards	Passing Comp-Att.-Int	Passing Yards	Total Offense Plays-Yards	Return Yards	Turn-Overs
Alabama A&M	52-7	29 / 12	10 / 5	17 / 7	2 / 0	40-194 / 26-69	26-36-0 / 15-29-0	358 / 166	76-552 / 55-235	81 / 58	0 / 2
Arkansas St.	56-14	29 / 23	14 / 11	14 / 7	1 / 5	29-321 / 42-153	20-29-2 / 22-36-2	309 / 132	58-630 / 78-285	45 / 125	2 / 2
Ole Miss	35-41	29 / 25	14 / 9	13 / 11	2 / 5	37-221 / 40-118	22-35-0 / 22-30-0	305 / 357	72-526 / 70-475	-2 / 0	1 / 0
Memphis	31-32	23 / 26	10 / 16	13 / 9	0 / 1	32-175 / 41-290	18-34-2 / 15-31-2	325 / 199	66-500 / 72-489	46 / 16	3 / 2
Notre Dame	13-56	15 / 32	9 / 11	6 / 20	0 / 1	30-158 / 40-210	17-32-1 / 24-32-0	207 / 431	62-365 / 72-641	0 / 3	2 / 0
Tennessee	31-34	29 / 22	13 / 12	13 / 10	3 / 0	45-240 / 40-264	21-31-0 / 16-25-0	256 / 221	76-496 / 65-485	50 / 10	3 / 0
Texas A&M	42-45	25 / 29	11 / 11	11 / 15	3 / 3	32-268 / 35-217	20-33-0 / 23-32-0	259 / 280	65-527 / 67-497	22 / 13	0 / 0
Auburn	24-33	14 / 22	5 / 13	8 / 8	1 / 1	23-63 / 50-230	14-22-3 / 13-20-1	268 / 150	45-331 / 70-380	134 / 179	4 / 1
Mississippi St.	35-38	25 / 26	15 / 9	8 / 10	2 / 7	46-239 / 38-106	19-31-0 / 18-33-1	194 / 282	77-433 / 71-388	41 / 19	0 / 1
LSU	22-23	16 / 21	8 / 8	7 / 11	1 / 2	35-175 / 37-155	11-19-2 / 22-33-0	165 / 235	54-340 / 70-390	69 / 4	3 / 0
Texas	37-52	29 / 22	12 / 4	13 / 15	4 / 3	31-188 / 28-97	26-49-1 / 19-31-0	324 / 393	80-512 / 59-490	16 / 90	2 / 0
Missouri	17-31	15 / 26	7 / 18	8 / 2	0 / 6	25-61 / 58-322	17-30-0 / 4-7-0	185 / 25	55-246 / 65-347	83 / 138	0 / 1
Totals	**395-406**	**278 / 286**	**128 / 127**	**131 / 125**	**19 / 34**	**405-2303 / 475-2231**	**231-381-11 / 213-339-6**	**3155 / 2871**	**786-5458 / 814-5102**	**585 / 655**	**20 / 9**

Opponents	3rd Down Conversion	4th Down Conversion	Time of Possession	TOP Margin	Avg Yds/Rush	Avg Yds/Pass	Avg Yds/Play	Punting Number-Avg	Penalties Number-Yards	Sacks
Alabama A&M	9-14 / 1-12	0-0 / 0-0	33:39 / 26:21	07:18	4.9 / 2.7	9.9 / 5.7	7.3 / 4.3	4-45.5 / 9-44.7	3-20.0 / 7-42.0	2 / 2
Arkansas St.	5-6 / 10-18	0-0 / 0-2	22:50 / 37:10	-14:20	11.1 / 3.6	10.7 / 3.7	10.9 / 3.7	1-62.0 / 4-44.8	8-74.0 / 6-56.0	4 / 0
Ole Miss	9-12 / 8-12	0-0 / 0-0	33:11 / 26:49	06:22	6.0 / 3.0	8.7 / 11.9	7.3 / 6.8	1-47.0 / 2-55.0	7-68.0 / 7-63.0	1 / 0
Memphis	3-10 / 6-13	0-0 / 0-0	27:55 / 32:05	-04:10	5.5 / 7.1	9.6 / 6.4	7.6 / 6.8	5-46.4 / 3-48.3	7-55.0 / 4-20.0	3 / 1
Notre Dame	7-15 / 6-10	1-3 / 2-3	27:13 / 32:47	-05:34	5.3 / 5.3	6.5 / 13.5	5.9 / 8.9	2-45.0 / 0-0.0	6-60.0 / 5-42.0	1 / 3
Tennessee	7-13 / 2-9	1-2 / 0-0	34:55 / 25:01	09:54	5.3 / 6.6	8.3 / 8.8	6.5 / 7.5	2-41.0 / 5-45.6	1-10.0 / 10-78.0	0 / 5
Texas A&M	4-10 / 5-11	1-2 / 3-3	26:12 / 33:48	-07:36	8.4 / 6.2	7.8 / 8.8	8.1 / 7.4	2-53.5 / 2-46.5	9-71.0 / 7-67.0	0 / 4
Auburn	3-7 / 3-12	0-1 / 2-2	22:20 / 37:40	-15:20	2.7 / 4.6	12.2 / 7.5	7.4 / 5.4	2-23.0 / 1-32.0	3-12.0 / 4-35.0	3 / 2
Mississippi St.	7-16 / 6-14	2-3 / 3-4	34:21 / 25:38	08:43	5.2 / 2.8	6.3 / 8.5	5.6 / 5.5	5-44.4 / 3-46.7	18-193.0 / 4-30.0	2 / 3
LSU	2-11 / 8-17	3-4 / 0-0	25:15 / 34:45	-09:30	5.0 / 4.2	8.7 / 7.1	6.3 / 5.6	3-46.3 / 6-31.3	6-55.0 / 7-57.0	4 / 4
Texas	6-13 / 8-12	0-1 / 0-0	33:55 / 25:43	08:12	6.1 / 3.5	6.6 / 12.7	6.4 / 8.3	2-41.0 / 3-36.3	9-65.0 / 7-72.0	0 / 1
Missouri	5-13 / 4-10	1-1 / 1-2	25:57 / 34:03	-08:06	2.4 / 5.6	6.2 / 3.6	4.5 / 5.3	6-46.3 / 2-40.0	16-121.0 / 5-45.0	2 / 4
Totals	**67-140 / 67-150**	**9-17 / 11-16**	**347:43 / 371:50**	**-24:07**	**5.7 / 4.7**	**8.3 / 8.5**	**6.9 / 6.3**	**35-44.8 / 40-42.7**	**93-804.0 / 73-607.0**	**22 / 29**

ARKANSAS INDIVIDUAL STATISTICS

Rushing

Player	gp	att	gain	loss	net	avg	td	lg	avg/g
Mike Washington	12	167	1105	35	1070	6.4	8	57	89.2
Taylen Green	12	139	1026	249	777	5.6	8	64	64.8
Braylen Russell	9	55	291	5	286	5.2	5	23	31.8
Raylen Sharpe	12	6	62	8	54	9.0	0	41	4.5
KJ Jackson	5	11	62	10	52	4.7	2	12	10.4
Rodney Hill	11	8	38	2	36	4.5	0	18	3.3
Cam Settles	9	6	18	2	16	2.7	0	5	1.8
AJ Green	4	3	13	2	11	3.7	0	12	2.8
Rohan Jones	12	2	10	0	10	5.0	1	5	0.8
Kam Shanks	12	1	4	0	4	4.0	0	4	0.3
Maddox Lassiter	12	1	1	0	1	1.0	0	1	0.1
JacQawn McRoy	6	1	1	0	1	1.0	1	1	0.2
Team	12	5	0	15	-15	-3.0	0	0	-1.3
Total	**12**	**405**	**2631**	**328**	**2303**	**5.7**	**25**	**64**	**191.9**
Opponents	**12**	**475**	**2561**	**330**	**2231**	**4.7**	**24**	**64**	**185.9**

Passing

Player	gp	effic	comp-att-int	pct	yds	td	lg	avg/g
Taylen Green	12	143.2	198-326-11	60.7	2714	19	62	226.2
KJ Jackson	5	148.0	33-54-0	61.1	441	3	41	88.2
Trever Jackson	1	0.0	0-1-0	0.0	0	0	0	0.0
Total	**12**	**143.5**	**231-381-11**	**60.6**	**3155**	**22**	**62**	**262.9**
Opponents	**12**	**151.8**	**213-339-6**	**62.8**	**2871**	**22**	**64**	**239.3**

Receiving

Player	gp	no.	yds	avg	td	lg	avg/g
O'Mega Blake	12	58	769	13.3	5	36	64.1
Raylen Sharpe	12	41	592	14.4	3	58	49.3
Mike Washington	12	28	226	8.1	1	35	18.8
CJ Brown	12	28	319	11.4	3	26	26.6
Jaden Platt	12	21	296	14.1	2	34	24.7
Rohan Jones	12	19	519	27.3	4	62	43.3
Jalen Brown	5	12	167	13.9	2	42	33.4
Kam Shanks	12	9	101	11.2	1	25	8.4
Braylen Russell	9	4	27	6.8	0	14	3.0
Andreas Paaske	5	3	27	9.0	1	14	5.4
Cam Settles	9	2	16	8.0	0	11	1.8
Rodney Hill	11	1	9	9.0	0	9	0.8
Andy Jean	5	1	21	21.0	0	21	4.2
Maddox Lassiter	12	1	2	2.0	0	2	0.2
Monte Harrison	2	1	29	29.0	0	29	14.5
Krosse Johnson	5	1	9	9.0	0	9	1.8
Courtney Crutchfield	11	1	26	26.0	0	26	2.4
Total	**12**	**231**	**3155**	**13.7**	**22**	**62**	**262.9**
Opponents	**12**	**213**	**2871**	**13.5**	**22**	**64**	**239.3**

ARKANSAS INDIVIDUAL STATISTICS

Field Goals

Player	fg	pct.	01-19	20-29	30-39	40-49	50-99	lg	blk
Scott Starzyk	14-18	77.8	0-0	5-5	4-4	3-6	2-3	53	0
Opponents	**19-21**	**90.5**	**0-0**	**4-4**	**5-5**	**8-9**	**2-3**	**50**	**0**

Scoring

			PAT						
Player	td	fg	kick	rush	rcv	pass	dxp	saf	pts
Scott Starzyk	-	14-18	47-47	-	-	-	-	-	89
Mike Washington	9	-	-	-	-	-	-	-	54
Taylen Green	8	-	-	1	-	2	-	-	50
Rohan Jones	5	-	-	-	2	-	-	-	34
O'Mega Blake	5	-	-	-	-	-	-	-	30
Braylen Russell	5	-	-	-	-	-	-	-	30
Raylen Sharpe	3	-	-	-	-	-	-	-	18
CJ Brown	3	-	-	-	-	-	-	-	18
Jalen Brown	2	-	-	-	-	-	-	-	12
Jaden Platt	2	-	-	-	-	-	-	-	12
KJ Jackson	2	-	-	-	-	-	-	-	12
Andreas Paaske	1	-	-	-	-	-	-	-	6
Kani Walker	1	-	-	-	-	-	-	-	6
Caleb Wooden	1	-	-	-	-	-	-	-	6
Kam Shanks	1	-	-	-	-	-	-	-	6
Bradley Shaw	1	-	-	-	-	-	-	-	6
JacQawn McRoy	1	-	-	-	-	-	-	-	6
Total	**50**	**14-18**	**47-47**	**1**	**2**	**2**	**0**	**0**	**395**
Opponents	**50**	**19-21**	**45-45**	**2**	**0**	**0**	**0**	**0**	**406**

Score by Periods

Team	1st	2nd	3rd	4th	OT	TOT
Arkansas	95	162	67	71	0	395
Opponents	94	126	97	89	0	406

Punting

Player	no.	yds	avg	lg	tb	fc	i20	50+	blk
Devin Bale	34	1552	45.6	62	4	11	13	11	0
Team	1	17	17.0	0	0	0	0	0	1
Total	**35**	**1569**	**44.8**	**62**	**4**	**11**	**13**	**11**	**1**
Opponents	**40**	**1706**	**42.7**	**59**	**4**	**9**	**11**	**10**	**1**

Punt Returns

Player	no.	yds	avg	td	lg
Kam Shanks	16	93	5.8	0	26
Caleb Wooden	0	16	0.0	1	16
Wyatt Simmons	1	15	15.0	0	15
Total	**17**	**124**	**7.3**	**1**	**26**
Opponents	**7**	**105**	**15.0**	**1**	**67**

Kick Returns

Player	no.	yds	avg	td	lg
Rodney Hill	10	240	24.0	0	29
Landon Phipps	1	13	13.0	0	13
Kam Shanks	1	16	16.0	0	16
Total	**12**	**269**	**22.4**	**0**	**29**
Opponents	**13**	**350**	**26.9**	**1**	**98**

All Purpose

Player	g	rush	rcv	pr	kr	ir	total	avg/g
Mike Washington	12	1070	226	0	0	0	1296	108.0
Taylen Green	12	777	0	0	0	0	777	64.8
O'Mega Blake	12	0	769	0	0	0	769	64.1
Raylen Sharpe	12	54	592	0	0	0	646	53.8
Rohan Jones	12	10	519	0	0	0	529	44.1
CJ Brown	12	0	319	0	0	0	319	26.6
Braylen Russell	9	286	27	0	0	0	313	34.8
Jaden Platt	12	0	296	0	0	0	296	24.7
Rodney Hill	11	36	9	0	240	0	285	25.9
Kam Shanks	12	4	101	93	16	0	214	17.8
Jalen Brown	5	0	167	0	0	0	167	33.4
Kani Walker	11	0	0	0	0	89	89	8.1
KJ Jackson	5	52	0	0	0	0	52	10.4
Julian Neal	12	0	0	0	0	34	34	2.8
Cam Settles	9	16	16	0	0	0	32	3.6
Monte Harrison	2	0	29	0	0	0	29	14.5
Andreas Paaske	5	0	27	0	0	0	27	5.4
Courtney Crutchfield	11	0	26	0	0	0	26	2.4
Xavian Sorey	12	0	0	0	0	25	25	2.1
Andy Jean	5	0	21	0	0	0	21	4.2
Caleb Wooden	12	0	0	16	0	0	16	1.3
Wyatt Simmons	12	0	0	15	0	0	15	1.3
Landon Phipps	12	0	0	0	13	0	13	1.1
Jordan Young	11	0	0	0	0	12	12	1.1
AJ Green	4	11	0	0	0	0	11	2.8
Krosse Johnson	5	0	9	0	0	0	9	1.8
Maddox Lassiter	12	1	2	0	0	0	3	0.3
JacQawn McRoy	6	1	0	0	0	0	1	0.2
Total	**12**	**2303**	**3155**	**124**	**269**	**160**	**6011**	**500.9**
Opponents	**12**	**2231**	**2871**	**105**	**350**	**115**	**5672**	**472.7**

Total Offense

Player	g	plays	rush	pass	total	avg/g
Taylen Green	12	465	777	2714	3491	290.9
Mike Washington	12	167	1070	0	1070	89.2
KJ Jackson	5	65	52	441	493	98.6
Braylen Russell	9	55	286	0	286	31.8
Raylen Sharpe	12	6	54	0	54	4.5
Rodney Hill	11	8	36	0	36	3.3
Cam Settles	9	6	16	0	16	1.8
AJ Green	4	3	11	0	11	2.8
Rohan Jones	12	2	10	0	10	0.8
Kam Shanks	12	1	4	0	4	0.3
Maddox Lassiter	12	1	1	0	1	0.1
JacQawn McRoy	6	1	1	0	1	0.2
Total	**12**	**786**	**2303**	**3155**	**5458**	**454.8**
Opponents	**12**	**814**	**2231**	**2871**	**5102**	**425.2**

ARKANSAS DEFENSIVE STATISTICS

Team Defense

			Tackles				Sacks	Pass defense			Fumbles		blkd	
##	Player	gp	ua	a	tot	tfl/yds	no-yds	int-yds	brup	qbh	fr-yds	ff	kick	saf
10	Xavian Sorey	12	36	45	81	7.5-27	2.5-15	1-25	3	3	.	1	.	.
14	Stephen Dix Jr.	12	29	50	79	4-11	1-6	.	.	.	.	.	.	.
3	Larry Worth III	12	37	27	64	0.5-0	.	.	1	.	.	.	.	.
22	Caleb Wooden	12	39	20	59	3-5	.	.	3	2	.	.	.	.
23	Julian Neal	12	32	23	55	2-3	.	2-34	10	.	.	.	.	.
13	Kani Walker	11	33	19	52	3-11	1-8	1-89	11	.	.	.	.	.
16	Miguel Mitchell	12	26	26	52	1-2	1-2	1-0	1	.	.	.	.	.
7	Bradley Shaw	12	24	26	50	5-10	2-6	.	1	1	1-32	1	.	.
97	Quincy Rhodes Jr.	12	28	16	44	15.5-77	8-56	.	.	6	.	1	.	.
1	Phillip Lee	11	16	15	31	6-46	3.5-42	.	.	4	.	.	.	.
4	Jordan Young	11	18	11	29	.	.	1-12	6	1	.	1	.	.
0	Justus Boone	12	11	17	28	1.5-6	1-5	.	1	3	.	.	.	.
5	Cameron Ball	11	14	13	27	4.5-17	.	.	.	6	.	.	.	.
95	Ian Geffrard	12	10	15	25	4-5	.	.	1	.	.	.	.	.
42	Wyatt Simmons	12	8	9	17	.	.	.	.	.	.	.	1	.
19	Shakur Smalls	12	11	4	15	1-8	1-8	.	3	.	1-0	2	.	.
15	Jaheim Singletary	9	9	3	12	.	.	.	1	.	.	.	.	.
88	Danny Saili	11	4	6	10	2.5-6	.	.	1	2	.	.	.	.
26	Trent Whalen	12	4	5	9	.	.	.	.	2	.	.	.	.
9	Charlie Collins	9	4	5	9	1-3	.	.	.	.	.	.	.	.
44	Frank Mulipola	5	4	4	8	.	.	.	.	.	.	.	.	.
20	JJ Shelton	9	4	3	7	1-3	1-3	.	1	.	.	.	.	.
47	Maddox Lassiter	12	3	2	5	.	.	.	.	.	.	.	.	.
92	David Oke	3	1	3	4	1-3	.	.	.	.	.	.	.	.
27	Ahkhari Johnson	8	2	2	4	.	.	.	.	.	.	.	.	.
32	Landon Phipps	12	2	1	3	.	.	.	.	.	.	.	.	.
11	Ken Talley	3	1	2	3	.	.	.	.	.	.	.	.	.
99	Kaleb James	12	.	3	3	.	.	.	.	.	.	.	.	.
9	O'Mega Blake	12	2	.	2	.	.	.	.	.	.	.	.	.
37	Devin Bale	12	1	1	2	.	.	.	.	.	1-0	.	.	.
8	Quentavius Scandrett	3	.	2	2	.	.	.	.	.	.	.	.	.
76	E'Marion Harris	11	1	1	2	.	.	.	.	.	.	.	.	.
24	Andrew Harris	3	.	2	2	.	.	.	.	.	.	.	.	.
6	Kavion Henderson	2	.	2	2	.	.	.	.	.	.	.	.	.
17	Nigel Pringle	8	2	.	2	.	.	.	.	.	.	.	.	.
94	Reginald Vaughn	2	2	.	2	1-2	.	.	.	.	.	.	.	.
21	Keshawn Davila	12	1	1	2	.	.	.	2	.	.	.	.	.
25	Tavion Wallace	9	1	1	2	.	.	.	.	.	.	.	.	.
91	Kevin Oatis	4	.	2	2	.	.	.	.	1	.	.	.	.
6	Raylen Sharpe	12	1	.	1	.	.	.	.	.	.	.	.	.
51	Corey Robinson II	12	.	1	1	.	.	.	.	.	.	.	.	.
30	Ashton Ngo	12	1	.	1	.	.	.	.	.	.	.	.	.
15	Kam Shanks	12	1	.	1	.	.	.	.	.	.	.	.	.
3	CJ Brown	12	1	.	1	.	.	.	.	.	.	.	.	.
82	Zach Taylor	3	1	.	1	.	.	.	.	.	.	.	.	.
28	Justin Logan	1	1	.	1	.	.	.	.	.	.	.	.	.
29	Jaden Allen	1	1	.	1	.	.	.	.	.	.	.	.	.
18	Taijh Overton	1	1	.	1	.	.	.	.	.	.	.	.	.
	Totals	**12**	**428**	**388**	**816**	**65-245**	**22-151**	**6-160**	**46**	**31**	**3-32**	**6**	**1**	**0**

			Tackles				Sacks	Pass defense			Fumbles		blkd	
##	Player	gp	ua	a	tot	tfl/yds	no-yds	int-yds	brup	qbh	fr-yds	ff	kick	saf
82	Zach Taylor	3	1	.	1	.	.	.	.	.	.	.	.	.
28	Justin Logan	1	1	.	1	.	.	.	.	.	.	.	.	.
29	Jaden Allen	1	1	.	1	.	.	.	.	.	.	.	.	.
18	Taijh Overton	1	1	.	1	.	.	.	.	.	.	.	.	.
15	Kam Shanks	12	1	.	1	.	.	.	.	.	.	.	.	.
30	Ashton Ngo	12	1	.	1	.	.	.	.	.	.	.	.	.
51	Corey Robinson II	12	.	1	1	.	.	.	.	.	.	.	.	.
	Totals	**12**	**428**	**388**	**816**	**65-245**	**22-151**	**6-160**	**46**	**31**	**3-32**	**6**	**1**	**0**
	Opponents	12	408	360	768	62-310	29-232	11-115	46	54	9-85	11	1	0

ARKANSAS INDIVIDUAL GAME HIGHS

RUSHES	19	Mike Washington vs Mississippi St. (11/01/2025)
	19	Mike Washington at Tennessee (10/11/2025)
YARDS RUSHING	151	Taylen Green vs Arkansas St. (09/06/2025)
TD RUSHES	2	Taylen Green vs Texas A&M (10/18/2025)
	2	Mike Washington at Ole Miss (09/13/2025)
LONG RUSH	64	Taylen Green vs Arkansas St. (09/06/2025)
PASS ATTEMPTS	35	Taylen Green at Ole Miss (09/13/2025)
PASS COMPLETIONS	24	Taylen Green vs Alabama A&M (08/30/2025)
YARDS PASSING	325	Taylen Green at Memphis (09/20/2025)
TD PASSES	6	Taylen Green vs Alabama A&M (08/30/2025)
LONG PASS	62	Taylen Green at Memphis (09/20/2025)
RECEPTIONS	7	O'Mega Blake vs Texas A&M (10/18/2025)
	7	Raylen Sharpe at Tennessee (10/11/2025)
	7	O'Mega Blake vs Alabama A&M (08/30/2025)
YARDS RECEIVING	127	Rohan Jones vs Auburn (10/25/2025)
TD RECEPTIONS	2	CJ Brown vs Alabama A&M (08/30/2025)
LONG RECEPTION	62	Rohan Jones at Memphis (09/20/2025)
PUNTS	6	Devin Bale vs Missouri (11/29/2025)
PUNTING AVG	62.0	Devin Bale vs Arkansas St. (09/06/2025)
LONG PUNT	62	Devin Bale vs Arkansas St. (09/06/2025)
PUNTS INSIDE 20	2	Devin Bale at LSU (11/15/2025)
	2	Devin Bale at Memphis (09/20/2025)
	2	Devin Bale vs Alabama A&M (08/30/2025)
LONG PUNT RETURN	26	Kam Shanks at LSU (11/15/2025)
LONG KICKOFF RETURN	29	Rodney Hill vs Mississippi St. (11/01/2025)
TACKLES	15	Xavian Sorey vs Arkansas St. (09/06/2025)
SACKS	2	Quincy Rhodes Jr. vs Auburn (10/25/2025)
	2	Quincy Rhodes Jr. at Memphis (09/20/2025)
	2	Quincy Rhodes Jr. vs Arkansas St. (09/06/2025)
TACKLES FOR LOSS	4.5	Quincy Rhodes Jr. vs Mississippi St. (11/01/2025)

ARKANSAS TEAM GAME HIGHS

RUSHES	46	Mississippi St. (11/01/2025)
YARDS RUSHING	321	Arkansas St. (09/06/2025)
YARDS PER RUSH	11.1	Arkansas St. (09/06/2025)
TD RUSHES	4	at Ole Miss (09/13/2025)
	4	Arkansas St. (09/06/2025)
PASS ATTEMPTS	49	at Texas (11/22/2025)
PASS COMPLETIONS	26	at Texas (11/22/2025)
	26	Alabama A&M (08/30/2025)
YARDS PASSING	358	Alabama A&M (08/30/2025)
YARDS PER PASS	12.2	Auburn (10/25/2025)
TD PASSES	7	Alabama A&M (08/30/2025)
TOTAL PLAYS	80	at Texas (11/22/2025)
TOTAL OFFENSE	630	Arkansas St. (09/06/2025)
YARDS PER PLAY	10.9	Arkansas St. (09/06/2025)
POINTS	56	Arkansas St. (09/06/2025)
SACKS BY	4	at LSU (11/15/2025)
	4	Arkansas St. (09/06/2025)
FIRST DOWNS	29	at Texas (11/22/2025)
	29	at Tennessee (10/11/2025)
	29	at Ole Miss (09/13/2025)
	29	Arkansas St. (09/06/2025)
	29	Alabama A&M (08/30/2025)
PENALTIES	18	Mississippi St. (11/01/2025)
PENALTY YARDS	193	Mississippi St. (11/01/2025)
TURNOVERS	4	Auburn (10/25/2025)
PUNTS	6	Missouri (11/29/2025)
PUNTING AVG	62.0	Arkansas St. (09/06/2025)
LONG PUNT	62	Arkansas St. (09/06/2025)
PUNTS INSIDE 20	2	at LSU (11/15/2025)
	2	at Memphis (09/20/2025)
	2	Alabama A&M (08/30/2025)
LONG PUNT RETURN	26	at LSU (11/15/2025)

OPPONENT INDIVIDUAL GAME HIGHS

RUSHES	28	Jeremiah Cobb vs Auburn (10/25/2025)
YARDS RUSHING	157	Ahmad Hardy vs Missouri (11/29/2025)
TD RUSHES	2	Rueben Owens II vs Texas A&M (10/18/2025)
	2	Peyton Lewis at Tennessee (10/11/2025)
	2	Jeremiyah Love vs Notre Dame (09/27/2025)
	2	Brendon Lewis at Memphis (09/20/2025)
	2	Trinidad Chambliss at Ole Miss (09/13/2025)
LONG RUSH	64	Sutton Smith at Memphis (09/20/2025)
PASS ATTEMPTS	33	Jaylen Raynor vs Arkansas St. (09/06/2025)
PASS COMPLETIONS	23	Marcel Reed vs Texas A&M (10/18/2025)
YARDS PASSING	389	Arch Manning at Texas (11/22/2025)
TD PASSES	4	Arch Manning at Texas (11/22/2025)
	4	CJ Carr vs Notre Dame (09/27/2025)
LONG PASS	64	Trinidad Chambliss at Ole Miss (09/13/2025)
RECEPTIONS	7	Jordan Faison vs Notre Dame (09/27/2025)
	7	Cortez Braham Jr. at Memphis (09/20/2025)
YARDS RECEIVING	111	Anthony Evans III vs Mississippi St. (11/01/2025)
TD RECEPTIONS	3	DeAndre Moore Jr. at Texas (11/22/2025)
LONG RECEPTION	64	Dae'Quan Wright at Ole Miss (09/13/2025)
FIELD GOALS	6	Alex McPherson vs Auburn (10/25/2025)
LONG FIELD GOALS	50	Damian Ramos at LSU (11/15/2025)
	50	Max Gilbert at Tennessee (10/11/2025)
PUNTS	9	Robert Cole vs Alabama A&M (08/30/2025)
PUNTING AVG	55.0	Oscar Bird at Ole Miss (09/13/2025)
LONG PUNT	59	Oscar Bird at Ole Miss (09/13/2025)
PUNTS INSIDE 20	2	Jack Bouwmeester at Texas (11/22/2025)
	2	Jackson Waller vs Arkansas St. (09/06/2025)
LONG PUNT RETURN	67	Kevin Coleman Jr. vs Missouri (11/29/2025)
LONG KICKOFF RETURN	98	Chauncy Cobb vs Arkansas St. (09/06/2025)
TACKLES	13	Xavier Atkins vs Auburn (10/25/2025)
SACKS	2	Chris McClellan vs Missouri (11/29/2025)
	2	Xavier Atkins vs Auburn (10/25/2025)
	2	Wyatt Wright vs Alabama A&M (08/30/2025)
TACKLES FOR LOSS	4	Xavier Atkins vs Auburn (10/25/2025)
INTERCEPTIONS	2	Rayshawn Pleasant vs Auburn (10/25/2025)

OPPONENT TEAM GAME HIGHS

RUSHES	58	Missouri (11/29/2025)
YARDS RUSHING	322	Missouri (11/29/2025)
YARDS PER RUSH	7.1	at Memphis (09/20/2025)
TD RUSHES	4	Notre Dame (09/27/2025)
PASS ATTEMPTS	36	Arkansas St. (09/06/2025)
PASS COMPLETIONS	24	Notre Dame (09/27/2025)
YARDS PASSING	431	Notre Dame (09/27/2025)
YARDS PER PASS	13.5	Notre Dame (09/27/2025)
TD PASSES	5	at Texas (11/22/2025)
TOTAL PLAYS	78	Arkansas St. (09/06/2025)
TOTAL OFFENSE	641	Notre Dame (09/27/2025)
YARDS PER PLAY	8.9	Notre Dame (09/27/2025)
POINTS	56	Notre Dame (09/27/2025)
SACKS BY	5	at Tennessee (10/11/2025)
FIRST DOWNS	32	Notre Dame (09/27/2025)
PENALTIES	10	at Tennessee (10/11/2025)
PENALTY YARDS	78	at Tennessee (10/11/2025)
TURNOVERS	2	at Memphis (09/20/2025)
	2	Arkansas St. (09/06/2025)
	2	Alabama A&M (08/30/2025)
PUNTS	9	Alabama A&M (08/30/2025)
PUNTING AVG	55.0	at Ole Miss (09/13/2025)
LONG PUNT	59	at Ole Miss (09/13/2025)
PUNTS INSIDE 20	2	at Texas (11/22/2025)
	2	Arkansas St. (09/06/2025)
LONG PUNT RETURN	67	Missouri (11/29/2025)

ARKANSAS 3RD-DOWN CONVERSIONS

Date	Opponent		Score	Overall		1st Qtr		2nd Qtr		3rd Qtr		4th Qtr		Overtime	
08/30/2025	Alabama A&M	W	52-7	9-14	64.3	2-3	66.7	4-5	80.0	3-3	100.0	0-3	0.0	0-0	0.0
09/06/2025	Arkansas St.	W	56-14	5-6	83.3	2-3	66.7	0-0	0.0	2-2	100.0	1-1	100.0	0-0	0.0
09/13/2025	at Ole Miss	L	35-41	9-12	75.0	3-4	75.0	2-2	100.0	1-3	33.3	3-3	100.0	0-0	0.0
09/20/2025	at Memphis	L	31-32	3-10	30.0	0-1	0.0	0-2	0.0	1-3	33.3	2-4	50.0	0-0	0.0
09/27/2025	Notre Dame	L	13-56	7-15	46.7	2-4	50.0	2-4	50.0	2-4	50.0	1-3	33.3	0-0	0.0
10/11/2025	at Tennessee	L	31-34	7-13	53.8	1-3	33.3	2-3	66.7	2-4	50.0	2-3	66.7	0-0	0.0
10/18/2025	Texas A&M	L	42-45	4-10	40.0	0-2	0.0	2-3	66.7	0-1	0.0	2-4	50.0	0-0	0.0
10/25/2025	Auburn	L	24-33	3-7	42.9	0-2	0.0	0-0	0.0	1-3	33.3	2-2	100.0	0-0	0.0
11/01/2025	Mississippi St.	L	35-38	7-16	43.8	2-4	50.0	1-4	25.0	3-4	75.0	1-4	25.0	0-0	0.0
11/15/2025	at LSU	L	22-23	2-11	18.2	0-3	0.0	2-4	50.0	0-2	0.0	0-2	0.0	0-0	0.0
11/22/2025	at Texas	L	37-52	6-13	46.2	1-3	33.3	1-3	33.3	2-4	50.0	2-3	66.7	0-0	0.0
11/29/2025	Missouri	L	17-31	5-13	38.5	3-4	75.0	1-3	33.3	1-4	25.0	0-2	0.0	0-0	0.0
	Arkansas			**67-140**	**47.9**	**16-36**	**44.4**	**17-33**	**51.5**	**18-37**	**48.6**	**16-34**	**47.1**	**0-0**	**0.0**
	Opponents			**67-150**	**44.7**	**13-29**	**44.8**	**20-42**	**47.6**	**15-35**	**42.9**	**19-44**	**43.2**	**0-0**	**0.0**

ARKANSAS 4TH-DOWN CONVERSIONS

Date	Opponent		Score	Overall		1st Qtr		2nd Qtr		3rd Qtr		4th Qtr		Overtime	
08/30/2025	Alabama A&M	W	52-7	0-0	0.0	0-0	0.0	0-0	0.0	0-0	0.0	0-0	0.0	0-0	0.0
09/06/2025	Arkansas St.	W	56-14	0-0	0.0	0-0	0.0	0-0	0.0	0-0	0.0	0-0	0.0	0-0	0.0
09/13/2025	at Ole Miss	L	35-41	0-0	0.0	0-0	0.0	0-0	0.0	0-0	0.0	0-0	0.0	0-0	0.0
09/20/2025	at Memphis	L	31-32	0-0	0.0	0-0	0.0	0-0	0.0	0-0	0.0	0-0	0.0	0-0	0.0
09/27/2025	Notre Dame	L	13-56	1-3	33.3	0-0	0.0	0-0	0.0	0-1	0.0	1-2	50.0	0-0	0.0
10/11/2025	at Tennessee	L	31-34	1-2	50.0	1-1	100.0	0-0	0.0	0-1	0.0	0-0	0.0	0-0	0.0
10/18/2025	Texas A&M	L	42-45	1-2	50.0	0-1	0.0	0-0	0.0	0-0	0.0	1-1	100.0	0-0	0.0
10/25/2025	Auburn	L	24-33	0-1	0.0	0-1	0.0	0-0	0.0	0-0	0.0	0-0	0.0	0-0	0.0
11/01/2025	Mississippi St.	L	35-38	2-3	66.7	0-0	0.0	2-2	100.0	0-0	0.0	0-1	0.0	0-0	0.0
11/15/2025	at LSU	L	22-23	3-4	75.0	2-2	100.0	0-0	0.0	1-2	50.0	0-0	0.0	0-0	0.0
11/22/2025	at Texas	L	37-52	0-1	0.0	0-0	0.0	0-0	0.0	0-0	0.0	0-1	0.0	0-0	0.0
11/29/2025	Missouri	L	17-31	1-1	100.0	0-0	0.0	1-1	100.0	0-0	0.0	0-0	0.0	0-0	0.0
	Arkansas			**9-17**	**52.9**	**3-5**	**60.0**	**3-3**	**100.0**	**1-4**	**25.0**	**2-5**	**40.0**	**0-0**	**0.0**
	Opponents			**11-16**	**68.8**	**3-3**	**100.0**	**3-4**	**75.0**	**1-3**	**33.3**	**4-6**	**66.7**	**0-0**	**0.0**

ARKANSAS TIME OF POSSESSION

Date	Opponent		Score	Overall	1st Qtr	2nd Qtr	3rd Qtr	4th Qtr	Overtime
08/30/2025	Alabama A&M	W	52-7	33:39	07:48	10:18	09:16	06:17	00:00
09/06/2025	Arkansas St.	W	56-14	22:50	07:20	04:02	06:42	04:46	00:00
09/13/2025	at Ole Miss	L	35-41	33:11	09:13	07:23	08:25	08:10	00:00
09/20/2025	at Memphis	L	31-32	27:55	02:57	09:19	04:04	11:35	00:00
09/27/2025	Notre Dame	L	13-56	27:13	02:53	11:28	04:17	08:35	00:00
10/11/2025	at Tennessee	L	31-34	34:55	11:31	07:59	06:06	09:19	00:00
10/18/2025	Texas A&M	L	42-45	26:12	06:51	05:54	04:49	08:38	00:00
10/25/2025	Auburn	L	24-33	22:20	05:27	05:38	05:34	05:41	00:00
11/01/2025	Mississippi St.	L	35-38	34:21	06:29	12:48	07:07	07:57	00:00
11/15/2025	at LSU	L	22-23	25:15	08:23	05:37	05:57	05:18	00:00
11/22/2025	at Texas	L	37-52	33:55	05:44	10:39	07:45	09:47	00:00
11/29/2025	Missouri	L	17-31	25:57	08:03	05:17	07:21	05:16	00:00
	Arkansas		**Total**	**347:43**	**82:39**	**96:22**	**77:23**	**91:19**	**00:00**
			Avg.	**28:59**	**06:53**	**08:02**	**06:27**	**07:37**	**00:00**
	Opponents		**Total**	**371:50**	**70:55**	**109:37**	**83:04**	**108:14**	**00:00**
			Avg.	**30:59**	**05:55**	**09:08**	**06:55**	**09:01**	**00:00**

ARKANSAS PASSING GAME-BY-GAME STATISTICS

#7 KJ Jackson	Comp	Att	Int	Pct	Yards	TD	Long	Sacked	Effic.
Alabama A&M	2	4	0	50.0	36	1	27	0-0	208.1
Arkansas St.	3	3	0	100.0	70	0	41	0-0	296.0
Texas A&M	1	1	0	100.0	3	0	3	0-0	125.2
Texas	16	29	0	55.2	206	1	27	1-7	126.2
Missouri	11	17	0	64.7	126	1	26	1-3	146.4
Totals	**33**	**54**	**0**	**61.1**	**441**	**3**	**41**	**2-10**	**148.0**

#10 Taylen Green	Comp	Att	Int	Pct	Yards	TD	Long	Sacked	Effic.
Alabama A&M	24	31	0	77.4	322	6	35	2-12	228.5
Arkansas St.	17	26	2	65.4	239	4	37	0-0	178.0
Ole Miss	22	35	0	62.9	305	1	35	0-0	145.5
Memphis	18	34	2	52.9	325	1	62	1-9	131.2
Notre Dame	17	32	1	53.1	207	0	33	3-21	101.2
Tennessee	21	31	0	67.7	256	2	30	5-35	158.4
Texas A&M	19	32	0	59.4	256	3	36	4-46	157.5
Auburn	14	22	3	63.6	268	1	58	2-10	153.7
Mississippi St.	19	31	0	61.3	194	1	38	3-33	124.5
LSU	11	19	2	57.9	165	0	26	4-33	109.8
Texas	10	20	1	50.0	118	0	30	0-0	89.6
Missouri	6	13	0	46.2	59	0	23	3-23	84.3
Totals	**198**	**326**	**11**	**60.7**	**2714**	**19**	**62**	**27-222**	**143.2**

#13 Trever Jackson	Comp	Att	Int	Pct	Yards	TD	Long	Sacked	Effic.
Alabama A&M	0	1	0	0.0	0	0	0	0-0	0.0
Totals	**0**	**1**	**0**	**0.0**	**0**	**0**	**0**	**0-0**	**0.0**

ARKANSAS RUSHING/RECEIVING GAME-BY-GAME STATISTICS

Rushing

Player	No-Yds/TD	AAMU	ASU	UM	Mem	ND	UT	AM	AU	MS	LS	TX	MO
Mike Washington	167-1070/8	9-79/0	9-116/1	13-65/2	15-70/1	15-63/0	19-131/1	16-147/0	12-41/0	19-116/1	12-87/1	17-105/1	11-50/0
Taylen Green	139-777/8	9-41/0	9-151/1	14-115/1	12-53/0	10-81/0	17-63/1	12-85/2	7-14/0	17-46/1	18-68/1	6-56/1	8-4/0
Braylen Russell	55-286/5	11-41/0	5-25/1	9-37/1	4-47/1	3-15/0	8-47/0	4-36/0	3-7/1	8-31/1	DNP	DNP	DNP
KJ Jackson	11-52/2	2-15/0	1-6/1	DNP	DNP	DNP	DNP	-	DNP	DNP	DNP	4-17/1	4-14/0
Rodney Hill	8-36/0	3-13/0	4-24/0	-	-	-	-	-	-	-	1--1/0	DNP	-
Raylen Sharpe	6-54/0	-	-	-	-	-	-	-	-	1-41/0	3-20/0	-	2--7/0
Cam Settles	6-16/0	1-5/0	-	DNP	DNP	DNP	-	-	-	-	1-1/0	4-10/0	-
AJ Green	3-11/0	3-11/0	-	-	DNP	-	DNP	DNP	DNP	DNP	DNP	DNP	DNP
Rohan Jones	2-10/1	-	-	-	1-5/1	-	-	-	-	1-5/0	-	-	-
Kam Shanks	1-4/0	-	-	1-4/0	-	-	-	-	-	-	-	-	-
Maddox Lassiter	1-1/0	-	-	-	-	-	-	-	1-1/0	-	-	-	-
JacQawn McRoy	1-1/1	-	-	DNP	DNP	1-1/1	-	-	DNP	-	DNP	DNP	DNP

Receiving

Player	No-Yds/TD	AAMU	ASU	UM	Mem	ND	UT	AM	AU	MS	LS	TX	MO
O'Mega Blake	58-769/5	7-121/1	5-64/1	6-81/1	6-60/0	6-73/0	5-65/0	7-118/1	6-61/0	2-18/0	1-17/0	3-38/0	4-53/1
Raylen Sharpe	41-592/3	3-41/1	2-43/1	2-23/0	2-24/0	5-42/0	7-76/0	2-31/0	2-63/1	5-84/0	4-65/0	4-65/0	3-35/0
CJ Brown	28-319/3	4-49/2	3-36/0	2-26/0	2-31/0	-	3-50/0	5-38/1	2-6/0	2-15/0	1-16/0	2-23/0	2-29/0
Mike Washington	28-226/1	2-26/1	-	2-53/0	2-14/0	1-6/0	1-6/0	3-16/0	1-11/0	4-19/0	1-6/0	6-43/0	5-26/0
Jaden Platt	21-296/2	1-15/0	2-31/0	3-53/0	2-44/0	1-23/0	1-6/0	1-4/1	-	3-23/0	2-26/0	4-66/1	1-5/0
Rohan Jones	19-519/4	-	2-74/1	1-21/0	2-102/1	1-23/0	1-9/1	2-52/0	3-127/0	1-3/1	-	5-82/0	1-26/0
Jalen Brown	12-167/2	3-44/1	3-30/1	4-40/0	1-42/0	1-11/0	DNP	DNP	DNP	DNP	DNP	DNP	DNP
Kam Shanks	9-101/1	3-19/0	-	1-6/0	-	-	3-44/1	-	-	2-32/0	-	-	-
Braylen Russell	4-27/0	-	2-17/0	1-2/0	1-8/0	-	-	-	-	-	DNP	DNP	DNP
Andreas Paaske	3-27/1	1-5/1	1-14/0	-	-	1-8/0	DNP	DNP	DNP	DNP	DNP	DNP	DNP
Cam Settles	2-16/0	-	-	DNP	DNP	DNP	-	-	-	-	-	1-5/0	1-11/0
Monte Harrison	1-29/0	1-29/0	-	DNP	DNP	DNP	DNP	DNP	DNP	DNP	DNP	DNP	DNP
Courtney Crutchfield	1-26/0	-	-	DNP	-	-	-	-	-	-	1-26/0	-	-
Andy Jean	1-21/0	DNP	DNP	DNP	DNP	1-21/0	-	DNP	-	-	-	DNP	DNP
Rodney Hill	1-9/0	-	-	-	-	-	-	-	-	-	1-9/0	DNP	-
Krosse Johnson	1-9/0	1-9/0	DNP	DNP	DNP	DNP	-	-	-	DNP	-	DNP	DNP
Maddox Lassiter	1-2/0	-	-	-	-	-	-	-	-	-	-	1-2/0	-

ARKANSAS RETURNS GAME-BY-GAME STATISTICS

Punt Returns

Player	No-Yds	AAMU	ASU	UM	Mem	ND	UT	AM	AU	MS	LS	TX	MO
Kam Shanks	16-93	5-28	1-5	1--2	2-4	-	2-7	1-0	-	-	2-25	-	2-26
Wyatt Simmons	1-15	-	-	-	-	-	-	-	-	-	1-15	-	-

Kick Returns

Player	No-Yds	AAMU	ASU	UM	Mem	ND	UT	AM	AU	MS	LS	TX	MO
Rodney Hill	10-240	2-53	-	-	1-23	-	2-43	1-22	2-45	1-29	-	DNP	1-25
Kam Shanks	1-16	-	-	-	-	-	-	-	-	-	-	1-16	-
Landon Phipps	1-13	-	-	-	-	-	-	-	-	-	1-13	-	-

Interceptions Returns

Player	No-Yds	AAMU	ASU	UM	Mem	ND	UT	AM	AU	MS	LS	TX	MO
Julian Neal	2-34	-	1-15	-	1-19	-	-	-	-	-	-	-	-
Kani Walker	1-89	-	-	-	DNP	-	-	-	1-89	-	-	-	-
Xavian Sorey	1-25	-	1-25	-	-	-	-	-	-	-	-	-	-
Jordan Young	1-12	-	-	-	-	-	-	-	-	1-12	-	-	DNP
Miguel Mitchell	1-0	-	-	-	1-0	-	-	-	-	-	-	-	-

Fumble Returns

Player	No-Yds	AAMU	ASU	UM	Mem	ND	UT	AM	AU	MS	LS	TX	MO
Bradley Shaw	1-32	-	-	-	-	-	-	-	-	-	-	-	1-32
Shakur Smalls	1-0	1-0	-	-	-	-	-	-	-	-	-	-	-
Devin Bale	1-0	1-0	-	-	-	-	-	-	-	-	-	-	-

ARKANSAS TACKLES FOR LOSS GAME-BY-GAME STATISTICS

Player	UA-A	Total	AAMU	ASU	UM	Mem	ND	UT	AM	AU	MS	LS	TX	MO
Quincy Rhodes Jr.	13-5	15.5	1.0-6	2.0-11	-	4.0-24	-	0.5-0	-	2.0-10	4.5-23	1.0-1	0.5-2	-
Xavian Sorey	4-7	7.5	-	2.0-8	-	-	-	-	1.0-5	1.0-3	0.5-1	2.5-8	0.5-2	-
Phillip Lee	5-2	6.0	1.0-3	1.5-17	-	-	2.5-15	-	-	DNP	1.0-11	-	-	-
Bradley Shaw	4-2	5.0	-	0.5-1	-	2.0-6	-	-	-	-	1.5-1	1.0-2	-	-
Cameron Ball	4-1	4.5	1.0-4	-	-	-	0.5-1	-	-	DNP	1.0-6	-	-	2.0-6
Ian Geffrard	3-2	4.0	-	1.5-2	1.0-2	-	-	-	-	-	-	0.5-0	-	1.0-1
Stephen Dix Jr.	2-4	4.0	0.5-1	-	0.5-1	-	-	1.0-2	1.0-1	-	-	1.0-6	-	-
Kani Walker	2-2	3.0	-	1.0-2	-	DNP	-	-	-	-	-	1.0-1	-	1.0-8
Caleb Wooden	2-2	3.0	0.5-0	-	1.0-1	-	-	0.5-1	-	1.0-3	-	-	-	-
Danny Saili	2-1	2.5	-	0.5-0	-	1.0-2	-	-	DNP	-	-	-	1.0-4	-
Julian Neal	1-2	2.0	-	0.5-1	-	1.0-1	-	-	-	-	0.5-1	-	-	-
Justus Boone	1-1	1.5	-	-	-	-	0.5-1	-	-	-	-	1.0-5	-	-
Charlie Collins	1-0	1.0	-	-	-	-	-	-	-	-	1.0-3	DNP	DNP	DNP
Miguel Mitchell	1-0	1.0	-	-	1.0-2	-	-	-	-	-	-	-	-	-
Shakur Smalls	1-0	1.0	1.0-8	-	-	-	-	-	-	-	-	-	-	-
JJ Shelton	1-0	1.0	-	-	DNP	DNP	DNP	-	-	-	-	-	-	1.0-3
Reginald Vaughn	1-0	1.0	1.0-2	DNP	DNP	DNP	DNP	DNP	DNP	DNP	DNP	DNP	DNP	-
David Oke	0-2	1.0	DNP	DNP	0.5-2	-	0.5-1	DNP	DNP	DNP	DNP	DNP	DNP	DNP
Larry Worth III	0-1	0.5	-	0.5-0	-	-	-	-	-	-	-	-	-	-

ARKANSAS SACKS GAME-BY-GAME STATISTICS

Player	UA-A	Total	AAMU	ASU	UM	Mem	ND	UT	AM	AU	MS	LS	TX	MO
Quincy Rhodes Jr.	8-0	8	1-6	2-11	-	2-19	-	-	-	2-10	1-10	-	-	-
Phillip Lee	3-1	3.5	-	1.5-17	-	-	1-14	-	-	DNP	1-11	-	-	-
Xavian Sorey	2-1	2.5	-	0.5-6	-	-	-	-	-	1-3	-	1-6	-	-
Bradley Shaw	2-0	2	-	-	-	1-4	-	-	-	-	-	1-2	-	-
Justus Boone	1-0	1	-	-	-	-	-	-	-	-	-	1-5	-	-
Kani Walker	1-0	1	-	-	-	DNP	-	-	-	-	-	-	-	1-8
Stephen Dix Jr.	1-0	1	-	-	-	-	-	-	-	-	-	1-6	-	-
Miguel Mitchell	1-0	1	-	-	1-2	-	-	-	-	-	-	-	-	-
Shakur Smalls	1-0	1	1-8	-	-	-	-	-	-	-	-	-	-	-
JJ Shelton	1-0	1	-	-	DNP	DNP	DNP	-	-	-	-	-	-	1-3

ARKANSAS TOTAL TACKLES GAME-BY-GAME STATISTICS

Xavian Sorey	36-45	81	1-0	6-9	7-0	4-2	0-5	3-5	5-6	2-4	0-5	3-4	3-4	2-1
Stephen Dix Jr.	29-50	79	2-2	5-5	4-5	3-0	0-7	1-10	1-2	2-10	2-1	5-2	3-2	1-4
Larry Worth III	37-27	64	2-0	2-1	1-4	8-1	3-4	4-3	4-2	2-5	1-3	1-0	2-1	7-3
Caleb Wooden	39-20	59	2-1	2-3	3-3	1-1	2-1	4-2	3-2	6-4	4-0	5-2	4-0	3-1
Julian Neal	32-23	55	3-1	5-6	4-2	1-0	5-3	2-2	3-2	1-5	2-2	2-0	1-0	3-0
Kani Walker	33-19	52	1-1	1-4	5-1	DNP	2-1	3-3	4-0	4-5	3-0	2-3	3-1	5-0
Miguel Mitchell	26-26	52	2-1	1-2	2-3	1-0	4-8	1-6	2-1	0-2	5-1	4-1	3-1	1-0
Bradley Shaw	24-26	50	1-1	1-2	-	4-1	2-3	1-2	1-3	2-7	4-4	2-2	3-1	3-0
Quincy Rhodes Jr.	28-16	44	1-0	4-2	2-0	6-0	1-3	2-3	1-1	3-2	4-2	1-2	1-1	2-0
Phillip Lee	16-15	31	1-1	2-3	3-2	3-0	4-2	0-1	-	DNP	1-1	-	0-2	2-3
Jordan Young	18-11	29	-	1-1	2-1	1-0	1-2	1-0	1-0	4-2	2-1	3-4	2-0	DNP
Justus Boone	11-17	28	0-1	-	1-2	1-0	1-2	1-5	2-2	2-2	2-1	1-1	0-1	-
Cameron Ball	14-13	27	1-0	0-1	3-0	1-0	0-4	1-0	1-4	DNP	1-2	2-1	1-0	3-1
Ian Geffrard	10-15	25	0-1	1-1	1-1	2-0	-	0-2	0-1	1-2	0-1	2-2	1-0	2-4
Wyatt Simmons	8-9	17	1-1	1-2	-	-	-	-	1-0	-	0-1	3-0	1-0	1-5
Shakur Smalls	11-4	15	3-1	-	1-0	1-1	2-0	-	-	1-0	2-1	0-1	-	1-0
Jaheim Singletary	9-3	12	2-0	1-1	DNP	3-0	0-1	DNP	2-1	-	-	-	DNP	1-0
Danny Saili	4-6	10	-	0-2	-	1-0	-	-	DNP	0-2	-	-	3-1	0-1
Charlie Collins	4-5	9	1-1	0-1	1-0	-	-	-	1-0	0-3	1-0	DNP	DNP	DNP
Trent Whalen	4-5	9	1-1	-	0-1	2-0	1-2	-	0-1	-	-	-	-	-
Frank Mulipola	4-4	8	-	DNP	DNP	DNP	DNP	DNP	2-1	-	DNP	DNP	-	2-3
JJ Shelton	4-3	7	-	0-1	DNP	DNP	DNP	-	-	-	-	2-1	1-1	1-0
Maddox Lassiter	3-2	5	-	0-1	-	-	-	-	-	0-1	1-0	-	1-0	1-0
Ahkhari Johnson	2-2	4	-	0-2	-	-	DNP	DNP	DNP	DNP	-	-	1-0	1-0
David Oke	1-3	4	DNP	DNP	1-1	-	0-2	DNP	DNP	DNP	DNP	DNP	DNP	DNP
Landon Phipps	2-1	3	1-0	-	-	-	-	-	-	1-1	-	-	-	-
Ken Talley	1-2	3	1-0	0-2	DNP	DNP	DNP	DNP	DNP	DNP	DNP	DNP	DNP	-
Kaleb James	0-3	3	0-2	-	-	-	-	-	-	0-1	-	-	-	-
O'Mega Blake	2-0	2	-	-	-	1-0	-	-	-	-	-	1-0	-	-
Nigel Pringle	2-0	2	1-0	-	DNP	-	-	-	-	-	DNP	1-0	DNP	DNP
Reginald Vaughn	2-0	2	2-0	DNP	DNP	DNP	DNP	DNP	DNP	DNP	DNP	DNP	DNP	-
Keshawn Davila	1-1	2	-	-	-	-	-	-	1-1	-	-	-	-	-
Tavion Wallace	1-1	2	-	1-1	DNP	DNP	DNP	-	-	-	-	-	-	-
Devin Bale	1-1	2	-	0-1	-	1-0	-	-	-	-	-	-	-	-
E'Marion Harris	1-1	2	-	0-1	-	-	-	-	-	1-0	DNP	-	-	-
Kavion Henderson	0-2	2	-	0-2	DNP	DNP	DNP	DNP	DNP	DNP	DNP	DNP	DNP	DNP
Quentavius Scandrett	0-2	2	-	0-2	-	DNP	DNP	DNP	DNP	DNP	DNP	DNP	DNP	DNP
Andrew Harris	0-2	2	-	0-2	-	DNP	DNP	DNP	DNP	DNP	DNP	DNP	DNP	DNP
Kevin Oatis	0-2	2	-	0-2	DNP	DNP	DNP	-	-	DNP	DNP	DNP	DNP	DNP
CJ Brown	1-0	1	-	-	-	-	-	-	-	1-0	-	-	-	-
Raylen Sharpe	1-0	1	-	-	-	-	-	1-0	-	-	-	-	-	-
Kam Shanks	1-0	1	-	-	-	-	-	-	-	-	1-0	-	-	-
Taijh Overton	1-0	1	1-0	DNP	DNP	DNP	DNP	DNP	DNP	DNP	DNP	DNP	DNP	DNP
Justin Logan	1-0	1	1-0	DNP	DNP	DNP	DNP	DNP	DNP	DNP	DNP	DNP	DNP	DNP
Jaden Allen	1-0	1	1-0	DNP	DNP	DNP	DNP	DNP	DNP	DNP	DNP	DNP	DNP	DNP
Ashton Ngo	1-0	1	1-0	-	-	-	-	-	-	-	-	-	-	-
Zach Taylor	1-0	1	-	DNP	DNP	-	1-0	DNP	DNP	DNP	DNP	DNP	DNP	DNP

ARKANSAS FUMBLES GAME-BY-GAME STATISTICS

Fumbles

Player	No-Lost	AAMU	ASU	UM	Mem	ND	UT	AM	AU	MS	LS	TX	MO
Taylen Green	6-3	-	-	-	-	-	4-2	-	-	1-0	1-1	-	-
Mike Washington	3-1	-	-	-	1-1	-	-	-	-	1-0	-	-	1-0
Braylen Russell	1-1	-	-	-	-	-	1-1	-	-	-	DNP	DNP	DNP
Raylen Sharpe	1-1	-	-	-	-	1-1	-	-	-	-	-	-	-
KJ Jackson	1-0	-	-	DNP	DNP	DNP	DNP	-	DNP	DNP	DNP	1-0	-
O'Mega Blake	1-1	-	-	-	-	-	-	-	1-1	-	-	-	-
Jalen Brown	1-1	-	-	1-1	-	-	DNP	DNP	DNP	DNP	DNP	DNP	DNP

Fumbles Forced

Player	Number	AAMU	ASU	UM	Mem	ND	UT	AM	AU	MS	LS	TX	MO
Shakur Smalls	2	1	-	-	1	-	-	-	-	-	-	-	-
Jordan Young	1	-	-	-	-	-	-	-	-	1	-	-	DNP
Bradley Shaw	1	-	-	-	1	-	-	-	-	-	-	-	-
Xavian Sorey	1	-	1	-	-	-	-	-	-	-	-	-	-
Quincy Rhodes Jr.	1	-	-	-	-	-	-	-	-	1	-	-	-

Fumbles Recovered

Player	Number	AAMU	ASU	UM	Mem	ND	UT	AM	AU	MS	LS	TX	MO
Bradley Shaw	1	-	-	-	-	-	-	-	-	-	-	-	1
Shakur Smalls	1	1	-	-	-	-	-	-	-	-	-	-	-
Devin Bale	1	1	-	-	-	-	-	-	-	-	-	-	-

0

BRAYLEN RUSSELL

RB | Jr. | 6-1 | 227
Benton, Ark. | Benton HS

QUICK HITS

- Averaged a season-high 11.8 yards per carry while rushing four times for 47 yards in a loss to Memphis (Sept. 20, 2025).
- Rushed for a touchdown in five of his nine games played in 2025.
- Rushed for a game-high and career-high 175 yards on 16 carries for an average of 10.9 yards per carry during the Razorbacks' 58-25 victory at Mississippi State (Oct. 26, 2025) becoming the first Arkansas freshman to rush for 175+ yards since Darren McFadden ran for 187 against South Carolina in 2005.
- Was the third Arkansas freshman running back to rush for multiple touchdowns in a season since 2020
- A four-star prospect according to 247Sports, Rivals and ESPN.
- Registered 167 carries for 1,359 yards and two touchdowns as a senior

RUSSELL'S CAREER RUSHING STATS

Year	G/S	No.	YDS	AVG	TD	LG
2024	10/2	67	354	5.3	3	75
2025	9/1	55	286	5.2	5	23
2026						
TOTAL	19/3	122	640	5.2	8	75

RUSSELL'S GAME-BY-GAME RUSHING STATS

Date	Opponent	No.	YDS	TD	LG
9/5/26	North Alabama				
9/12/26	at Utah				
9/19/26	Georgia*				
9/26/26	Tulsa				
10/3/26	at Texas A&M*				
10/10/26	Tennessee*				
10/17/26	at Vanderbilt*				
10/31/26	Missouri*				
11/7/26	at Auburn*				
11/14/26	South Carolina*				
11/21/26	at Texas*				
11/28/26	at LSU*				

RUSSELL'S CAREER RECEIVING STATS

Year	G/S	No.	YDS	YPC	TD	LG
2024	10/2	3	18	5.3	0	11
2025	9/1	4	27	6.8	0	14
2026						
TOTAL	19/3	7	45	6.4	0	14

RUSSELL'S CAREER HIGHS

Rushing Yds ..... 75, at Miss. State (10/26/24)
Rushing TD ..... 1, Eight Times (11/1/25)
Carries ..... 20, vs. Texas Tech (12/27/24)
Receiving Yds ..... 17, Arkansas St. (9/6/25)
Receiving TD ..... N/A

0

HUNTER OSBORNE

DL | Sr. | 6-4 | 313
Trussville, Ala. | Hewitt-Trussville HS/Virginia

QUICK HITS

- Started his career at Alabama (2023-2024) before spending the 2025 season at Virginia.
- Recorded a career-best four tackles vs. Stanford (Sept. 20, 2025) with a half tackle for loss.
- Picked up his first career sack in a win at Louisville (Oct. 4, 2025)
- Notched three solo stops in ACC Championship Game vs. Duke (Dec. 6, 2025)
- After redshirting his true freshman season at Alabama in 2023, Osborne saw action in four games during the 2024 season highlighted by a pair of stops against Missouri (Oct. 26, 2025).
- Prepped at Hewitt-Trussville High School in Trussville, Ala., where he was a consensus four-star defensive lineman, who had over 50 Division I offers.
- Earned a spot in the Under Armour All-America Game.

OSBORNE'S CAREER DEFENSIVE STATS

Year	G/S	UA-A-TT	TFL	SACK	INT	PD	F/R
2024	4/0	0-3-3	0	0	0	1	0/0
2025	14/0	4-11-15	2	1	0	0	0/0
2026							
TOTAL	18/0	4-14-18	2	1	0	1	0/0

DEFENSIVE GBG TABLE

Date	Opponent	UA-A-TT	TFL	SACK	INT	PD	F/R
9/5/26	North Alabama						
9/12/26	at Utah						
9/19/26	Georgia*						
9/26/26	Tulsa						
10/3/26	at Texas A&M*						
10/10/26	Tennessee*						
10/17/26	at Vanderbilt*						
10/31/26	Missouri*						
11/7/26	at Auburn*						
11/14/26	South Carolina*						
11/21/26	at Texas*						
11/28/26	at LSU*						

OSBORNE'S CAREER HIGHS

Tackles ..... 4, vs. Stanford (9/20/25)
Sacks ..... 1, Eight Times (11/1/25)
TFL ..... 1, vs. Louisville (10/4/25)
INT ..... N/A
PD ..... N/A

1

CHRISTIAN HARRISON

DB | 5th | 6-0 | 202
Atlanta, Ga. | Woodward Academy / Cincinnati

QUICK HITS

- Started his collegiate career at Tennessee from 2022-2024 before spending the 2025 season at Cincinnati.
- One of the most experienced players on the roster with 16 starts and 37 games played in his collegiate career.
- Started all 12 games at Cincinnati in 2025 while ranking fifth on the team in tackles with 66.
- Logged 10 tackles at No. 24 Utah (Nov. 1, 2025), and intercepted a pass in the loss.
- Collected double-digit tackles in three games during the 2025 season with a pair of 10-stop performances and a career-high 11 tackles vs. BYU (Nov. 22, 2025).
- Father Rodney Harrison was a 15-year NFL veteran, two-time Super Bowl champion and a two-time Pro Bowler, playing for the San Diego Chargers from 1994-2002 and the New England Patriots from 2003-08.

HARRISON'S CAREER DEFENSIVE STATS

Year	G/S	UA-A-TT	TFL	SACK	INT	PD	F/R
2022	8/0	5-4-9	0	0	0	0	0/0
2023	5/0	2-0-2	2	0	0	0	0/0
2024	12/4	12-8-20	2.5	0.5	0	1	0/0
2025	12/12	40-26-66	2.5	0	1	7	0/0
2026							
TOTAL	37/16	59-38-97	5.5	0	1	8	0/0

HARRISON'S GBG DEFENSIVE STATS

Date	Opponent	UA-A-TT	TFL	SACK	INT	PD	F/R
9/5/26	North Alabama						
9/12/26	at Utah						
9/19/26	Georgia*						
9/26/26	Tulsa						
10/3/26	at Texas A&M*						
10/10/26	Tennessee*						
10/17/26	at Vanderbilt*						
10/31/26	Missouri*						
11/7/26	at Auburn*						
11/14/26	South Carolina*						
11/21/26	at Texas*						
11/28/26	at LSU*						

HARRISON'S CAREER HIGHS

Tackles ..... 11, vs. BYU (11/22/25)
Sacks ..... 0.5, at Arkansas (10/5/24)
TFL ..... 1.0, Four Times (11/29/25)
INT ..... 1, at Utah (11/1/25)
PD ..... 3, vs. UCF (10/11/25)

2

AJ HILL

QB | So. | 6-4 | 232
Warner Robins, Ga. | Houston Co. HS/Memphis

QUICK HITS
- Appeared in two games during his first season at Memphis.
- Made his collegiate debut at UAB (Oct. 18, 2025), passing for 175 yards on 13-of-25 with one TD and an interception.
- Spent first two seasons at Memphis before transferring to Arkansas to continue playing for Ryan Silverfield.

CAREER PASSING

Year	G/S	C-A-I	PCT	YDS	TD	LG	Eff.
2025	2/0	19-32-1	59.4	223	1	37	122.0
2026							
TOTAL	2/0	19-32-1	59.4	223	1	37	122.0

HILL'S CAREER RUSHING STATS

Year	G/S	No.	YDS	AVG	TD	LG
2025	2/0	1	-6	-6.0	0	0
2026						
TOTAL	2/0	1	-6	-6.0	0	0

HILL'S GBG PASSING STATS

Date	Opponent	C-A-I	YDS	TD	LG
9/5/26	North Alabama				
9/12/26	at Utah				
9/19/26	Georgia*				
9/26/26	Tulsa				
10/3/26	at Texas A&M*				
10/10/26	Tennessee*				
10/17/26	at Vanderbilt*				
10/31/26	Missouri*				
11/7/26	at Auburn*				
11/14/26	South Carolina*				
11/21/26	at Texas*				
11/28/26	at LSU*				

HILL'S GAME-BY-GAME RUSHING STATS

Date	Opponent	No.	YDS	TD	LG
9/5/26	North Alabama				
9/12/26	at Utah				
9/19/26	Georgia*				
9/26/26	Tulsa				
10/3/26	at Texas A&M*				
10/10/26	Tennessee*				
10/17/26	at Vanderbilt*				
10/31/26	Missouri*				
11/7/26	at Auburn*				
11/14/26	South Carolina*				
11/21/26	at Texas*				
11/28/26	at LSU*				

HILL'S CAREER HIGHS

Passing Yds ..... 175, at UAB (10/18/25)
Passing TD ..... 1, at UAB (10/18/25)
Passing Cmps ..... 13, at UAB (10/18/25)
Passing Attempts ..... 25, at UAB (10/18/25)
Rushing TD ..... N/A

2

SHELTON LEWIS

DB | Sr. | 5-11 | 190
Atlanta, Ga. | Stockbridge HS / Clemson

QUICK HITS
- Transferred to Arkansas from Clemson where he started his collegiate career (2023-2025).
- Registered a season-high four tackles vs. Syracuse (Sept. 20, 2025).
- Started four games and played in 10 games as a sophomore in 2024, highlighted by a season-best six tackles vs. NC State (Sept. 21).
- One of six Clemson true freshmen to appear in all 13 games, making two starts in 2023.
- Picked off his first career pass in a win vs. Georgia Tech (Nov. 11, 2023), returning it 46 yards for a touchdown to earn ACC Rookie of the Week honors.
- Graduated from Clemson in December 2025 and completed a microinternship with Google during the spring of 2024.

LEWIS' CAREER DEFENSIVE STATS

Year	G/S	UA-A-TT	TFL	SACK	INT	PD	F/R
2023	13/2	9-1-10	0	0	2	7	0/0
2024	10/4	7-5-12	0	0	0	2	0/0
2025	4/0	4-5-2	0	0	0	1	0/0
2026							
TOTAL	27/6	21-8-29	0	0	2	10	0/0

LEWIS' DEFENSIVE GBG TABLE

Date	Opponent	UA-A-TT	TFL	SACK	INT	PD	F/R
9/5/26	North Alabama						
9/12/26	at Utah						
9/19/26	Georgia*						
9/26/26	Tulsa						
10/3/26	at Texas A&M*						
10/10/26	Tennessee*						
10/17/26	at Vanderbilt*						
10/31/26	Missouri*						
11/7/26	at Auburn*						
11/14/26	South Carolina*						
11/21/26	at Texas*						
11/28/26	at LSU*						

LEWIS' CAREER HIGHS

Tackles ..... 6, vs. North Carolina State (9/21/24)
Sacks ..... N/A
TFL ..... N/A
INT ..... 1, Twice (12/29/23)
PD ..... 4, vs. Georgia Tech (11/11/23

3

CJ BROWN

WR | Jr. | 6-1 | 195
Bentonville, Ark. | Bentonville HS

QUICK HITS
- Scored first collegiate TD and the Razorbacks' first touchdown of the season on a 16-yard pass from Taylen Green in the first quarter vs. Alabama A&M (Aug. 30, 2025)
- Recorded five receptions for 38 yards and a touchdown in a loss to No. 4 Texas A&M (Oct. 18, 2025)
- Registered 32 yards after catch against Alabama A&M (Aug. 30, 2025)
- Saw action in 8 games while making a start as a true freshman (2024)
- Recorded a start and caught four passes for 50 yards in a Liberty Bowl win over Texas Tech (Dec. 27, 2024)
- Registered first career reception on a 12-yard pass from Taylen Green vs. Texas (Nov. 16, 2024)

BROWN'S CAREER RECEIVING STATS

Year	G/S	No.	YDS	YPC	TD	LG
2024	8/1	5	62	12.4	0	31
2025	12/10	28	319	11.4	3	26
2026						
TOTAL	20/11	33	381	11.5	3	31

BROWN'S GAME-BY-GAME RECEIVING STATS

Date	Opponent	No.	YDS	TD	LG
9/5/26	North Alabama				
9/12/26	at Utah				
9/19/26	Georgia*				
9/26/26	Tulsa				
10/3/26	at Texas A&M*				
10/10/26	Tennessee*				
10/17/26	at Vanderbilt*				
10/31/26	Missouri*				
11/7/26	at Auburn*				
11/14/26	South Carolina*				
11/21/26	at Texas*				
11/28/26	at LSU*				

BROWN'S CAREER HIGHS

Receptions ..... 5, vs. Texas A&M (10/18/25)
Receiving Yds ..... 50, Twice (10/11/25)
Receiving TD ..... 2, vs. Alabama A&M (8/30/25)

4

ISMAEL CISSE

WR | Jr. | 6-0 | 198
Denver, Colo. | Cherry Creek HS / Stanford

QUICK HITS

- Missed the 2025 season due to an injury suffered prior to the start of fall camp.
- Spent the 2023-2024 seasons at Stanford
- Played in all 12 games with five starts in 2024 while recording 26 receptions for 241 yards (9.3 ypc) and two touchdowns.
- Logged at least one reception in eight of his 12 games played, including five multi-catch performances (2024).
- Had a career-high eight receptions for a career-best 79 yards and a touchdown against Cal Poly (Sept. 7, 2024)
- Also hauled in eight catches for 49 yards at Syracuse (Sept. 14, 2024)
- Last name pronounced: cee-cee

CISSE'S CAREER RECEIVING STATS

Year	G/S	NO	YDS	YPC	TD	LG
2023	2/0	0	0	0.0	0	0
2024	12/5	26	241	9.3	2	25
2026						
TOTAL	14/5	26	241	9.3	2	25

CISSE'S CAREER RUSHING STATS

Year	G/S	No	YDS	AVG	TD	LG
2024	2/0	0	0	0.0	0	0
2025	9/1	4	2	0.5	0	11
2026						
TOTAL	14/5	4	2	0.5	0	11

CISSE'S GAME-BY-GAME RECEIVING STATS

Date	Opponent	No.	YDS	TD	LG
9/5/26	North Alabama				
9/12/26	at Utah				
9/19/26	Georgia*				
9/26/26	Tulsa				
10/3/26	at Texas A&M*				
10/10/26	Tennessee*				
10/17/26	at Vanderbilt*				
10/31/26	Missouri*				
11/7/26	at Auburn*				
11/14/26	South Carolina*				
11/21/26	at Texas*				
11/28/26	at LSU*				

CISSE'S CAREER HIGHS

Receptions ..... 8, Twice (9/20/24)
Receiving Yds ..... 79, vs. Cal Poly (9/7/24)
Receiving TD ..... N/A

5

SUTTON SMITH

RB | 5th | 5-9 | 196
Marietta, Ga. | Walton HS / Memphis

SMITH'S CAREER RUSHING STATS

Year	G/S	No.	YDS	AVG	TD	LG
2022	10/1	29	135	4.7	2	15
2023	13/2	63	305	4.8	2	26
2024	1/1	3	7	2.3	0	6
2025	12/4	102	669	6.6	7	84
2026						
TOTAL	36/8	197	1116	5.7	11	84

SMITH'S GAME-BY-GAME RUSHING STATS

Date	Opponent	No.	YDS	TD	LG
9/5/26	North Alabama				
9/12/26	at Utah				
9/19/26	Georgia*				
9/26/26	Tulsa				
10/3/26	at Texas A&M*				
10/10/26	Tennessee*				
10/17/26	at Vanderbilt*				
10/31/26	Missouri*				
11/7/26	at Auburn*				
11/14/26	South Carolina*				
11/21/26	at Texas*				
11/28/26	at LSU*				

SMITH'S CAREER RECEIVING STATS

Year	G/S	No.	YDS	AVG	TD	LG
2022	10/1	4	58	14.5	0	24
2023	13/2	17	144	8.5	0	48
2024	1/1	2	13	6.5	0	8
2025	12/4	20	109	5.5	2	39
2026						
TOTAL	36/8	43	324	7.5	2	48

SMITH'S GAME-BY-GAME RUSHING STATS

Date	Opponent	No.	YDS	TD	LG
9/5/26	North Alabama				
9/12/26	at Utah				
9/19/26	Georgia*				
9/26/26	Tulsa				
10/3/26	at Texas A&M*				
10/10/26	Tennessee*				
10/17/26	at Vanderbilt*				
10/31/26	Missouri*				
11/7/26	at Auburn*				
11/14/26	South Carolina*				
11/21/26	at Texas*				
11/28/26	at LSU*				

SMITH'S CAREER KICK RETURN STATS

Year	G/S	No.	YDS	AVG	TD	LG
2022	10/1	3	50	16.7	0	22
2023	13/2	21	509	24.2	0	78
2025	12/4	5	155	31.0	1	99
2026						
TOTAL	36/8	29	714	24.6	1	99

SMITH'S CAREER KICK RETURN STATS

Year	G/S	No.	YDS	AVG	TD	LG
2025	12/4	15	125	8.3	0	34
2026						
TOTAL	36/8	15	125	8.3	0	34

6

KHMORI HOUSE

DB | Jr. | 6-1 | 202
Pasadena, Calif. | St. John Bosco HS / N. Carolina

QUICK HITS

- 2025 ACC Honorable Mention
- Spent the 2024 season at Washington before transferring to North Carolina in 2025 and Arkansas in 2026.
- Led UNC with 81 tackles in his 12 games, all starts in 2025.
- Led North Carolina in tackles during seven games in 2025
- Set a career-high with 13 tackles vs. Stanford (Nov. 8, 2025) and intercepted a pass to earn ACC Linebacker of the Week.
- Saw action in 12 games for Washington as a true freshman, earning four starts and making 35 tackles with one tackle for loss, a forced fumble and one interception.

HOUSE'S CAREER DEFENSIVE STATS

Year	G/S	UA-A-TT	TFL	SACK	INT	PD	F/R
2024	12/5	0-3-3	1	0	1	5	1/0
2025	12/12	46-35-81	2.5	1	1	2	1/0
2026							
TOTAL	24/17	65-51-116	3.5	1	2	7	2/0

HOUSE'S DEFENSIVE GBG TABLE

Date	Opponent	UA-A-TT	TFL	SACK	INT	PD	F/R
9/5/26	North Alabama						
9/12/26	at Utah						
9/19/26	Georgia*						
9/26/26	Tulsa						
10/3/26	at Texas A&M*						
10/10/26	Tennessee*						
10/17/26	at Vanderbilt*						
10/31/26	Missouri*						
11/7/26	at Auburn*						
11/14/26	South Carolina*						
11/21/26	at Texas*						
11/28/26	at LSU*						

HOUSE'S CAREER HIGHS

Tackles ..... 13, vs. Stanford (11/8/25)
Sacks ..... 1, at Wake Forest (11/15/25)
TFL ..... 1.5, vs. TCU (9/1/25)
INT ..... 1, Twice (11/15/25)
PD ..... 2, vs. USC (11/2/24)

6

CHRIS MARSHALL

WR | 5th | 6-3 | 213
Missouri City, Texas | Ft. Bend Marshall HS / Boise St.

QUICK HITS

- Began his collegiate career at Texas A&M in 2022 before spending a year at Kilgore College in 2023 and then spending 2024-2025 at Boise State.
- Opened the season with a touchdown on two catches for 19 yards at South Florida (Aug. 28, 2025)
- Exploded for 132 yards on four catches vs. Eastern Washington (Sept. 5, 2025).
- Caught a season-best five passes for 70 yards vs. New Mexico (Oct. 11, 2025).
- Snagged his first touchdown of the season as part of his three catches and 96 yards vs. UNLV (Oct. 18, 2025).
- Limited to just four games due to injury in 2024
- A four-star recruit and a 2022 Under Armour All-American out of Ft. Bend Marshall HS

MARSHALL'S CAREER RECEIVING STATS

Year	G/S	No.	YDS	YPC	TD	LG
2023	6/2	11	108	9.8	0	18
2024	4/0	3	13	4.3	0	7
2025	11/5	30	574	19.1	2	46
2026						
TOTAL	21/7	44	695	15.8	2	46

MARSHALL'S GAME-BY-GAME RECEIVING STATS

Date	Opponent	No.	YDS	TD	LG
9/5/26	North Alabama				
9/12/26	at Utah				
9/19/26	Georgia*				
9/26/26	Tulsa				
10/3/26	at Texas A&M*				
10/10/26	Tennessee*				
10/17/26	at Vanderbilt*				
10/31/26	Missouri*				
11/7/26	at Auburn*				
11/14/26	South Carolina*				
11/21/26	at Texas*				
11/28/26	at LSU*				

MARSHALL'S CAREER HIGHS

Receptions ..... 5, Twice (12/13/25)
Receiving Yds ..... 132, vs. Eastern Michigan (9/5/25)
Receiving TD ..... 1, Twice (10/18/25)

7

KJ JACKSON

QB | Jr. | 6-4 | 225
Montgomery, Ala. | St. James School

QUICK HITS

- 2025 First-Year SEC Academic Honor Roll
- Won starting job after QB Battle in Fall Camp
- 56 pass attempts without an INT are most by an Arkansas QB to begin their collegiate career since at least 1991.
- Started the final game of the 2025 season, completing 11-17 passes for 126 yards and a touchdown while rushing four times for 14 yards in a loss to Missouri (Nov. 29, 2025).
- A four-star prospect according to 247Sports and Rivals.

CAREER PASSING

Year	G/S	C-A-I	PCT	YDS	TD	LG	Eff.
2024	1/0	4-4-0	100.0	59	0	18	223.9
2025	5/1	33-54-0	61.1	441	3	41	148.0
2026							
TOTAL	6/1	37-58-0	63.8	500	3	41	153.3

JACKSON'S GBG PASSING STATS

Date	Opponent	C-A-I	YDS	TD	LG
9/5/26	North Alabama				
9/12/26	at Utah				
9/19/26	Georgia*				
9/26/26	Tulsa				
10/3/26	at Texas A&M*				
10/10/26	Tennessee*				
10/17/26	at Vanderbilt*				
10/31/26	Missouri*				
11/7/26	at Auburn*				
11/14/26	South Carolina*				
11/21/26	at Texas*				
11/28/26	at LSU*				

JACKSON'S CAREER RUSHING STATS

Year	G/S	No.	YDS	AVG	TD	LG
2024	1/0	1	3	3.0	0	3
2025	5/1	11	52	4.7	2	12
2026						
TOTAL	6/1	12	55	4.6	2	12

JACKSON'S GAME-BY-GAME RUSHING STATS

Date	Opponent	No.	YDS	TD	LG
9/5/26	North Alabama				
9/12/26	at Utah				
9/19/26	Georgia*				
9/26/26	Tulsa				
10/3/26	at Texas A&M*				
10/10/26	Tennessee*				
10/17/26	at Vanderbilt*				
10/31/26	Missouri*				
11/7/26	at Auburn*				
11/14/26	South Carolina*				
11/21/26	at Texas*				
11/28/26	at LSU*				

JACKSON'S CAREER HIGHS

Passing Yds ..... 206, at Texas (11/22/25)
Passing TD ..... 1, Three Times (11/29/25)
Passing Cmps ..... 16, at Texas (11/22/25)
Passing Attempts ..... 29, at Texas (11/22/25)
Rushing TD ..... 1, Twice (11/22/25)

7

BRADLEY SHAW

LB | Jr. | 6-1 | 229
Hoover, Ala. | Hoover HS

QUICK HITS

- Saw action in 12 games with seven starts in 2025
- Registered a career-high nine tackles in a loss to Auburn (Oct. 25, 2025)
- Registered five tackles including a sack, two tackles for loss and a forced fumble in a loss at Memphis (Sept. 20, 2025)
- Tallied four tackles in a loss to No. 4 Texas A&M (Oct. 18, 2025)
- Played in 12 games as a true freshman in 2024
- Tallied six stops, including an assisted tackle for loss in a win over Louisiana Tech (Nov. 23)
- No. 6 inside linebacker nationally and No. 12 overall prospect in Alabama at Hoover HS according to ESPN

SHAW'S CAREER DEFENSIVE STATS

Year	G/S	UA-A-TT	TFL	SACK	INT	PD	F/R
2024	12/0	4-8-12	2.5	1	0	0	0/0
2025	12/7	24-26-50	5	2	0	1	1/1
2026							
TOTAL	24/7	28-34-62	7.5	3	0	1	1/1

SHAW'S GBG TABLE

Date	Opponent	UA-A-TT	TFL	SACK	INT	PD	F/R
9/5/26	North Alabama						
9/12/26	at Utah						
9/19/26	Georgia*						
9/26/26	Tulsa						
10/3/26	at Texas A&M*						
10/10/26	Tennessee*						
10/17/26	at Vanderbilt*						
10/31/26	Missouri*						
11/7/26	at Auburn*						
11/14/26	South Carolina*						
11/21/26	at Texas*						
11/28/26	at LSU*						

SHAW'S CAREER HIGHS

Tackles ..... 9, vs. Auburn (10/25/25)
Sacks ..... 1.0, Three Times (11/15/25)
TFL ..... 2.0, at Memphis (9/20/25)
INT ..... N/A
PD ..... 1, vs. Alabama A&M (8/30/25)

8

DONOVAN FAUPEL

WR | Sr. | 6-1 | 201
Riverside, Calif. | Corona Centennial HS / New Mexico St.

QUICK HITS

- 2025 Second-Team All-CUSA (Coaches)
- Spent his freshman-junior seasons (2023-2025) at Missouri State.
- Had a season-high 99 receiving yards on five receptions during a season-opening win over Bryant (Aug. 30). Followed up a near 100-yard performance with eight catches for 78 yards and a touchdown against Tulsa (Sept. 6, 2025).
- Caught six passes for 97 yards against New Mexico (Sept. 27, 2025).
- Caught a season-high 10 passes for 84 yards and a touchdown vs. Missouri State (Oct. 22, 2025)
- Scored two touchdowns while catching nine passes for 78 yards at Middle Tennessee (Nov. 29, 2025)
- Posted a season-high 33 receiving yards on two catches in the Conference USA Championship game against Liberty (Dec. 1, 2024)

FAUPEL'S CAREER RECEIVING STATS

YEAR	G/S	No.	YDS	YPC	TD	LG
2023	11/0	8	98	12.3	0	17
2024	7/1	3	48	16.0	1	29
2025	12/12	61	661	10.8	7	55
2026						
TOTAL	30/13	72	807	11.2	8	55

FAUPEL'S CAREER RUSHING STATS

YEAR	G/S	No.	YDS	AVG	TD	LG
2023	11/0	0	0	0.0	0	0
2024	7/1	1	18	18.0	0	18
2025	12/12	0	0	0.0	0	0
2026						
TOTAL	30/13	1	18	18.0	0	18

CISSE'S GAME-BY-GAME RECEIVING STATS

Date	Opponent	No.	YDS	TD	LG
9/5/26	North Alabama				
9/12/26	at Utah				
9/19/26	Georgia*				
9/26/26	Tulsa				
10/3/26	at Texas A&M*				
10/10/26	Tennessee*				
10/17/26	at Vanderbilt*				
10/31/26	Missouri*				
11/7/26	at Auburn*				
11/14/26	South Carolina*				
11/21/26	at Texas*				
11/28/26	at LSU*				

FAUPEL'S CAREER HIGHS

Receptions ..... 10, vs. Missouri State (10/22/25)
Receiving Yds ..... 99, vs. Bryant (8/30/25)
Receiving TD ..... 2, Twice (11/22/25)



9

JAMARI HAWKINS

WR | 5th | 5-10 | 188
Mobile, Ala. | Baker HS / Memphis

QUICK HITS

- Spent his first four seasons at Memphis before transferring to Arkansas to continue playing for Ryan Silverfield.
- Posted his best game of his career to date with seven catches and 110 yards vs. Tulsa (Oct. 4, 2025).
- Put up 85 yards with three receptions in a win over South Florida (Oct. 25, 2025)
- Picked up his second score of the season in Gasparilla Bowl vs. NC State (Dec. 19), recording 130 total yards – one rush for seven yards, four catches for 32 yards and 91 yards on three kickoff returns.
- Registered 91 kickoff return yards on three returns during the 2025 season.
- One of the most experienced players on the roster with 38 career games played and 12 starts during his career.

HAWKINS' CAREER RECEIVING STATS

YEAR	G/S	No.	YDS	YPC	TD	LG
2022	4/0	0	0	0.0	0	0
2023	9/0	0	0	0.0	0	0
2024	12/1	3	24	8.0	0	14
2025	13/11	38	623	16.4	2	57
2026						
TOTAL	38/12	41	647	15.8	2	57

HAWKINS' CAREER RUSHING STATS

Year	G/S	No.	YDS	AVG	TD	LG
2022	4/0	0	0	0.0	0	0
2023	9/0	0	0	0.0	0	0
2024	12/1	4	31	7.8	0	10
2025	13/11	3	14	4.7	0	7
2026						
TOTAL	38/12	7	45	6.4	0	10

HAWKINS' GAME-BY-GAME RECEIVING STATS

Date	Opponent	No.	YDS	TD	LG
9/5/26	North Alabama				
9/12/26	at Utah				
9/19/26	Georgia*				
9/26/26	Tulsa				
10/3/26	at Texas A&M*				
10/10/26	Tennessee*				
10/17/26	at Vanderbilt*				
10/31/26	Missouri*				
11/7/26	at Auburn*				
11/14/26	South Carolina*				
11/21/26	at Texas*				
11/28/26	at LSU*				

HAWKINS' CAREER HIGHS

Receptions ..... 7, vs. Tulsa (10/4/25)
Receiving Yds ..... 110, vs. Tulsa (10/4/25)
Receiving TD ..... 1, Twice (12/19/25)

20

JOKER JOHNSON

DB | Sr. | 6-0 | 195
Hammond, La. | Hammond HS / Tulane

QUICK HITS

- Spent the 2023-2025 seasons at Tulane where he helped lead the Green Wave to a College Football Playoff appearance in 2025.
- Started all 14 games seeing the field for a team-high 834 defensive snaps, making 42 tackles with one tackle for loss, one forced fumble and four interceptions to earn All-American Conference Honorable Mentionin 2025.
- Intercepted a pass and recorded one tackle for loss at Tulsa (Sept. 27, 2025)
- Matched his season-high with five tackles and intercepted a pass in American Conference Championship Game victory over North Texas (Dec. 5, 2025)
- Recorded an overall grade of 77.1 and a coverage grade of 76.2 according to Pro Football Focus in 2025.
- Allowed one reception in five targets in 2024 while appearing in 14 games.
- Also played basketball in addition to starring on the gridiron at Hammond High School.
- Government name is Jahiem Johnson.

JOHNSON'S CAREER DEFENSIVE STATS

Year	G/S	UA-A-TT	TFL	SACK	INT	PD	F/R
2023	1/0	0-0-0	0	0	0	0	0/0
2024	14/0	2-2-4	0	0	0	2	0/0
2025	14/14	32-10-42	1	0	4	9	1/0
2026							
TOTAL	24/7	34-12-46	1	0	4	11	1/0

JOHNSON'S GBG TABLE

Date	Opponent	UA-A-TT	TFL	SACK	INT	PD	F/R
9/5/26	North Alabama						
9/12/26	at Utah						
9/19/26	Georgia*						
9/26/26	Tulsa						
10/3/26	at Texas A&M*						
10/10/26	Tennessee*						
10/17/26	at Vanderbilt*						
10/31/26	Missouri*						
11/7/26	at Auburn*						
11/14/26	South Carolina*						
11/21/26	at Texas*						
11/28/26	at LSU*						

JOHNSON'S CAREER HIGHS

Tackles ..... 5, Twice (12/5/25)
Sacks ..... N/A
TFL ..... 1.0, at Tulsa (9/27/25)
INT ..... 1, Four Times (12/5/25)
PD ..... 4, vs. Northwestern (8/30/25)

30

MAX GILBERT

K | Sr. | 6-0 | 201
Memphis, Tenn. | Lausanne / Tennessee

QUICK HITS

- Ranks second among active FBS players in points per game, averaging 8.5 a contest.
- Spent the 2023-2025 seasons at Tennessee before transferring to Arkansas.
- Started for the Volunteers in 2024 and 2025.
- In 2025, his 106 points ranked fifth in the SEC and his 64 PATs led the league and ranked fifth nationally.
- Named SEC co-Special Teams Player of the Week after scoring 10 points in a win vs. Arkansas (Oct. 11, 2025), making a pair of field goals from 37 and 50 yards as well as all four of PATs.
- His 114 total points ranked sixth in Tennessee single-season history and was fourth among all players in the SEC in 2024 while his 20 made field goals were fifth in the league and matched the sixth-most in program history.
- His 8.8 points per game ranked sixth nationally and second in the SEC among kickers (2024).
- Two-Time SEC Special Teams Player of the Week (11/12/24), (10/13/25)

GILBERT'S CAREER KICKING STATS

Year	FGM-A	PCT.	1-19	20-29	30-39	40-49	50+
2023	0/0	0.0	0-0	0-0	0-0	0-0	0-0
2024	20-26	76.92	0-0	4-4	9-10	4-6	3-6
2025	14-19	73.68	0-0	4-4	4-6	4-6	2-3
2026							
TOTAL	34-45	75.56	0-0	8-8	13-16	8-12	5-9

GILBERT'S GBG TABLE

Date	Opponent	FGM-A	Sequence	XPM-A
9/5/26	North Alabama			
9/12/26	at Utah			
9/19/26	Georgia*			
9/26/26	Tulsa			
10/3/26	at Texas A&M*			
10/10/26	Tennessee*			
10/17/26	at Vanderbilt*			
10/31/26	Missouri*			
11/7/26	at Auburn*			
11/14/26	South Carolina*			
11/21/26	at Texas*			
11/28/26	at LSU*			

GILBERT'S CAREER HIGHS

Long ..... 53, vs. East Tennessee State (9/6/25)
FGA ..... 4, Twice (11/9/24)
FGM ..... 3, vs. East Tennessee State (9/6/25)

35

STEVEN SOLES JR

DL | Jr. | 6-2 | 237
Powell, Tenn. | Powell HS / Kentucky

QUICK HITS

- Tied for the team lead with 3.5 sacks last year while at Kentucky.
- Recorded two sacks and forced two fumbles in season opener vs. Toledo (Aug. 30, 2025)
- Recorded two tackles, including a sack, vs. Texas (Oct. 18, 2025)
- Saw action in 11 games as a freshman, making five tackles with two tackles for loss and one sack
- Transferred to Arkansas from Kentucky where he spent the first three years of his collegiate career.

SOLES' CAREER DEFENSIVE STATS

Year	G/S	UA-A-TT	TFL	SACK	INT	PD	F/R
2024	11/0	4-1-5	2	1	0	0	0/0
2025	11/0	8-3-11	4.5	3.5	0	2	2/0
2026							
TOTAL	22/0	12-4-16	6.5	4.5	0	2	2/0

SOLES' GBG TABLE

Date	Opponent	UA-A-TT	TFL	SACK	INT	PD	F/R
9/5/26	North Alabama						
9/12/26	at Utah						
9/19/26	Georgia*						
9/26/26	Tulsa						
10/3/26	at Texas A&M*						
10/10/26	Tennessee*						
10/17/26	at Vanderbilt*						
10/31/26	Missouri*						
11/7/26	at Auburn*						
11/14/26	South Carolina*						
11/21/26	at Texas*						
11/28/26	at LSU*						

SOLES' CAREER HIGHS

Tackles ..... 3, vs. Toledo (8/30/25)
Sacks ..... 2.0, vs. Toledo (8/30/25)
TFL ..... 2.0, vs. Toledo (8/30/25)
INT ..... N/A
PD 1, (11/15/25)

37

GAVIN RUSH

P | So. | 6-3 | 209
Franklin, Tenn. | Page HS

QUICK HITS

- Assumed starting punter role after spending 2025 season as a backup behind Devin Bale, appearing in the Hogs win over Arkansas State as a holder.
- A five-star prospect according to Kohl's Kicking. Was ranked as the No. 3 punter in 2025 class by On3 and was ranked 12th by Kohls Kicking.
- Attended Page High School in Franklin, Tenn., where he punted 18 times for a total of 672 yards as a senior with six punts inside opponents' 20-yard line and a long of 78 yards.
- Punted 29 times for a total of 986 yards as a junior while pinning opponents inside their own 20-yard line 13 times.

RUSH'S CAREER PUNTING STATS

YEAR	G	No.	YDS	AVG	LG	I20
2025	1/0	0	0	0.0	0	0
2026						
TOTAL	1/0	0	0	0.0	0	0

RUSH'S GBG TABLE

Date	Opponent	No.	YDS	AVG	LG
9/5/26	North Alabama				
9/12/26	at Utah				
9/19/26	Georgia*				
9/26/26	Tulsa				
10/3/26	at Texas A&M*				
10/10/26	Tennessee*				
10/17/26	at Vanderbilt*				
10/31/26	Missouri*				
11/7/26	at Auburn*				
11/14/26	South Carolina*				
11/21/26	at Texas*				
11/28/26	at LSU*				

RUSH'S CAREER HIGHS

Punts ..... N/A
Yds ..... N/A
Long ..... N/A
Inside 20 ..... N/A

83

JADEN PLATT

TE | Sr. | 6-5 | 255
Haslet, Texas | Eaton HS / Texas A&M

QUICK HITS

- 2026 Wuerffel Trophy Watch List and 2026 Allstate AFCA Good Works Team Nominee.
- 2026 John Mackey Award Preseason Watch List.
- Caught a pass in 11 of his 12 games played during the 2025 season.
- Hauled in four receptions for a career high 66 yards while catching an eight-yard touchdown pass from KJ Jackson in the fourth quarter of a loss to No. 17 Texas (Nov. 22, 2025).
- Tallied three receptions for a career-high 53 yards in a loss to Ole Miss (Sept. 13).
- Transferred to Arkansas prior to the 2025 season after spending his freshman and sophomore seasons at Texas A&M where he saw action in nine games and registered a pair of catches for 52 yards and a touchdown.

PLATT'S CAREER RECEIVING STATS

Year	G/S	No.	YDS	YPC	TD	LG
2023	3/0	2	52	26.0	1	39
2024	6/0	0	0	0.0	0	0
2025	12/11	21	296	14.1	2	34
2026						
TOTAL	21/11	23	348	15.1	3	39

PLATT'S GAME-BY-GAME RECEIVING STATS

Date	Opponent	No.	YDS	TD	LG
9/5/26	North Alabama				
9/12/26	at Utah				
9/19/26	Georgia*				
9/26/26	Tulsa				
10/3/26	at Texas A&M*				
10/10/26	Tennessee*				
10/17/26	at Vanderbilt*				
10/31/26	Missouri*				
11/7/26	at Auburn*				
11/14/26	South Carolina*				
11/21/26	at Texas*				
11/28/26	at LSU*				

PLATT'S CAREER HIGHS

Receptions ..... 4, at Texas (11/22/25)
Receiving Yds ..... 66, at Texas (11/22/25)
Receiving TD ..... 1, Three Times (11/22/25)

97

QUINCY RHODES JR.

DL | Sr. | 6-6 | 273
North Little Rock, Ark. | North Little Rock HS

QUICK HITS

- 2026 Bednarik Award Preseason Watch List
- Senior Bowl Top 300 Watch List
- Second-Team Preseason All-SEC (Coaches, Media, Athlon Sports)
- Third-Team Preseason All-SEC (Phil Steele)
- Bruce Feldman's Freaks List
- 2025 Bednarik Award Semifinalist
- Became the first Hog to register double-digit tackles for loss in a season in 2025 since Landon Jackson (13.5 TFL) in 2023 and was the first Razorback to record three multi-sack games in a season since Tre Williams in 2021.
- 15.5 tackles for loss in 2025 were the most by an Arkansas defender since Trey Flowers (15.5 TFL) in 2015.
- 1.29 tackles for loss per game and 15.5 tackles for loss in 2025 rank second among SEC returnees ahead of 2026 season.
- Finished the regular season ranking 13th nationally and second in the SEC in tackles for loss per game (1.23) and 23rd nationally in sacks per game (0.67)
- Was one of three Power 4 defenders to register 4.5 tackles for loss in a game last season, alongside Stephen Daley of Indiana and Caden Curry of Ohio State.

RHODES' CAREER DEFENSIVE STATS

Year	G/S	UA-A-TT	TFL	SACK	INT	PD	F/R
2023	9/0	1-0-1	0	0	0	0	0/0
2024	12/1	6-9-15	2	1	0	1	0/0
2025	12/11	28-16-44	15.5	8	0	0	1/0
2026							
TOTAL	33/12	35-25-60	17.5	9	0	1	1/0

RHODES' DEFENSIVE GBG TABLE

Date	Opponent	UA-A-TT	TFL	SACK	INT	PD	F/R
9/5/26	North Alabama						
9/12/26	at Utah						
9/19/26	Georgia*						
9/26/26	Tulsa						
10/3/26	at Texas A&M*						
10/10/26	Tennessee*						
10/17/26	at Vanderbilt*						
10/31/26	Missouri*						
11/7/26	at Auburn*						
11/14/26	South Carolina*						
11/21/26	at Texas*						
11/28/26	at LSU*						

RHODES' CAREER HIGHS

Tackles ..... 5, Twice (12/5/25)
Sacks ..... N/A
TFL ..... 1.0, at Tulsa (9/27/25)
INT ..... 1, Four Times (12/5/25)
PD ..... 4, vs. Northwestern (8/30/25)

WEEKLY MEDIA SCHEDULE: NORTH ALABAMA

31 MON	1 TUES	2 WED	3 THURS	4 FRI	5 SAT	6 SUN
Noon Press Conference: Coach Silverfield	**11:15 a.m.** Press Conference: Coach Cramsey & Coach Roberts	**11:05 a.m.** Press Conference: Student-Athletes **6 p.m. - Catfish Hole** *The Ryan Silverfield Show*	No media availability	No media availability	**Gameday** North Alabama Kickoff - 3:15 p.m. TV - SEC Network **Postgame Presser** Coach Silverfield & Student-Athletes	No media availability

ARKANSAS COMMUNICATIONS

KYLE PARKINSON
Sr. Associate AD/Communications
Cell ..... (479) 387-4753
Email ..... kparkin@uark.edu
Twitter ..... @TheOtherKP



OLIVER GRIGG
Director/Communications
Cell ..... (479) 502-6577
Email ..... ogrigg@uark.edu
Twitter ..... @Oliver_Grigg

HUNTER CORNELIUSEN
Assistant Director/Communications
Cell ..... (479) 380-2194
Email ..... hc068@uark.edu
Twitter ..... @HunterCor

Office: (479) 575-2751
Fax: (479) 575-7481
Fayetteville Press Box: (479) 575-6622
Mailing Address:
Arkansas Communications
P.O. Box 7777
Fayetteville, AR 72701
Overnight/Physical Address:
University of Arkansas
Arkansas Communications
350 N Razorback Road
Fayetteville, AR 72701

GAME CREDENTIAL REQUESTS

All requests for media and/or photo credentials must be made online at SportsSystems.com/Arkansas. Requests should be made at least 10 days in advance. Credentials must be requested and will be granted on a game-by-game basis only. No multi-game or full season credentials will be issued.

Credentials will not be mailed. They may be picked up beginning three hours prior to kickoff at the media will call station at the base of the elevator at both Donald W. Reynolds Razorback Stadium in Fayetteville and War Memorial Stadium in Little Rock. Photo identification is required when picking up credentials

ARKANSAS FTP SITE

An FTP site is available for members of the media. For more information concerning the FTP site, contact Michelle Glover (mlglover@uark.edu).

INTERVIEWS

Interviews with coaches and student-athletes are encouraged, but we require all interview arrangements be made via the Arkansas Communications Office.

University of Arkansas football student-athletes are generally available for interviews during a game week.

All student-athlete and assistant coach interview requests must be made at least one day in advance to allow time to facilitate the notification process.

Telephone interviews can be arranged, but student-athletes' telephone numbers will not be provided and student-athletes are instructed to direct all interview requests to the Arkansas Communications Office.

DAILY PRACTICE

Please consult with the Arkansas Communications Office for practice information regarding times, days and accessibility. Prior to or following select practice sessions, select members of the football program will be available for group interviews with the media.

All media members, including video and still photographers, from accredited media outlets wishing to shoot practices are asked to consult with the Arkansas Communications Office for current guidelines prior to arrival at the practice field.

THE RYAN SILVERFIELD SHOW

"The Ryan Silverfield Show," Coach Silverfield's weekly radio show, airs on Wednesday nights starting at 6 p.m. For the 17th straight year, the one-hour radio show will be broadcast live from the Catfish Hole.

The show is carried throughout the state of Arkansas on the Razorback Sports Network and locally in Fayetteville on 105.3 FM, 99.5 FM, 92.1 FM & 1290 AM. The show also streams through the Razorback app and Hogs+.

INSIDE RAZORBACK FOOTBALL

"Inside Razorback Football" is the official television coach's show of Razorback football. The one-hour show airs statewide and throughout the region on numerous television affiliates and streams on Hogs+.

12 shows will air throughout the season on the following stations: KATV (Sunday at 10:30 p.m.), KFSM (Sunday at 10:30 p.m.) and KNXW (Sunday at 9:30 p.m.).

RADIO AFFILIATES

Batesville	KBTA-AM	1340
Batesville	KWOZ-FM	103.3
Camden	KAMD-FM	97.1
Crossett	KAGH-FM	104.9
Crossett	KAGH-AM	800
Dardanelle	KYEL-FM	105.5
DeQueen	KDQN-FM	92.1
DeWitt	KDEW-FM	97.3
El Dorado	KMRX-FM	96.1
Fayetteville	KAKS-FM	99.5
Fayetteville	KQSM-FM	92.1
Forrest City	KBFC-FM	93.5
Forrest City	KWYN-FM	100.1
Fort Smith	KERX-FM	95.3
Hot Springs/Mena	KTTG-FM	96.3
Jonesboro	KEGI-FM	100.5
Joplin, Mo	KHST-FM	101.7
Little Rock	KABZ-FM	103.7
Magnolia	KZHE-FM	100.5
Marshall	KBCN-FM	104.3
Monett, Mo.	KKBL-FM	95.9
Monticello	KGPQ-FM	99.9
Mountain Home	KOMT-FM	93.5
Ozark	KDYN-FM	92.7
Ozark	KYLR-AM	1540
Russellville	KARV-FM	93.1
Russellville	KARV-AM	610
Texarkana	KTFS-FM	105.9
Texarkana	KTFS-AM	940
Tulsa, Okla	KYAL-FM	99.9
Tulsa, Okla	KYAL-AM	1550
Wynne	KWYN-FM	92.5
Wynne	KWYN-FM	95.5