

31st July, 2023

BSE Limited
P J Towers,
Dalal Street,
Mumbai – 400001

National Stock Exchange of India Limited
Exchange plaza,
Bandra-Kurla Complex,
Bandra (E), Mumbai – 400051.

Scrip Code: 539254

Scrip Code: ADANITRANS

Dear Sir,

Sub: Submission of Media Release and Investor Presentation on Unaudited Financial Results (Standalone and Consolidated) for the quarter ended 30th June, 2023

In continuation to submission of Outcome of Board Meeting dated 31st July, 2023, please find enclosed the following :

1. Press Release dated 31st July, 2023 on the Unaudited Financial Results (Standalone and Consolidated) of the Company for the quarter ended 30th June, 2023, as **Annexure "A"** and
2. Presentation on performance highlights of the Unaudited Financial Results (Standalone and Consolidated) of the Company for the quarter ended 30th June, 2023 as **Annexure "B"**. The same is also being uploaded on the Company's website.

You are requested to take the same on your records.

Thanking you,

Yours faithfully,
For **Adani Energy Solutions Limited**
(formerly known as Adani Transmission Limited)

Jaladhi Shukla
Company Secretary
Encl: As above

Media Release

Adani Energy Solutions Limited

Consolidated Results for Q1FY24

AESL reports a 19% YoY increase in revenue in Q1FY24

PBT of Rs 343 Cr, up 70% YoY

PAT increased by 8% during the quarter

Adani Energy Solutions Ltd. (AESL), with effect from July 27, 2023, is the new name for the erstwhile Adani Transmission Ltd. This has been done to reflect the company's overarching offering in multiple facets of the energy domain

Editor's Synopsis

Financial Highlights Q1FY24 (YoY):

- Consolidated Revenue increased by 19% to Rs 3,622 Cr
- Consolidated operational EBITDA grew by 3% to Rs 1,254 Cr
- EBITDA at Rs 1,378 Cr grew by 4%
- PBT of Rs. 343 Cr was 70% higher YoY
- PAT ended 8% higher at Rs 182 Cr
- Consolidated cash profit of Rs 649 Cr during the quarter was 11% lower YoY due to the one-time tax impact of Rs. 65 Cr on dividend from its subsidiary AEML and additional cash out go of Rs. 20 Cr for hedging cost on moving to CCS from option contracts. Dividend income from the subsidiary is eliminated at the consolidated level

Operational Highlights Q1FY24:

Transmission Business

- Transmission system availability was 99.77%
- Added 550 ckms to the operational network, with the total network at 19,778 ckms

Distribution Business (AEML)

- Maintained supply reliability at 99.9% (ASAI)
- Energy demand (units sold) is up 7.6% YoY to 2,754 million units.
- Distribution losses were 4.85%. The loss was lower than usual due to seasonality.
- E-payment as a % of total collection was 78.5% in Q1FY24 vs. 74.7% last year, driven by the digital adoption push.

Smart Metering Business

- Received LOA for three smart metering projects in Andhra Pradesh totaling 2.7 million smart meters with a contract value of Rs. 37 billion during the quarter
- The total smart metering under-construction pipeline stands at 4.6 million smart meters, consisting of five projects with a contract value of Rs. 58 billion

Ahmedabad, 31 July 2023: Adani Energy Solutions Limited (“AESL”), the largest private transmission and distribution company in India and part of the globally diversified Adani portfolio, today announced its financial and operational performance for the quarter and year ended June 30, 2023.

Financial Highlights – Consolidated (Transmission and Distribution⁽¹⁾):

Particulars (Rs Crore)	Q1FY24	Q1FY23	YoY %
Revenue	3,622	3,049	19%
Operational EBITDA	1,254	1,213	3%
Total EBITDA	1,378	1,326	4%
PBT	343	202	70%
PAT	182	168	8%
EPS (Rs)	1.57	1.50	5%
Cash Profit#	649	730	-11%

#Consolidated cash profit of Rs 649 Cr during the quarter was 11% lower YoY due to the one-time tax impact of Rs. 65 Cr on dividend from its subsidiary AEML and additional cash out go of Rs. 20 Cr for hedging cost on moving to CCS from option contracts. Dividend income from the subsidiary is eliminated at the consolidated level.

- Consolidated revenue in Q1FY24 witnessed double-digit growth on account of incremental revenue from newly commissioned lines, partial commissioning of a few elements, and an increase in energy consumption in the Mumbai Distribution business
- Consolidated EBITDA increased to Rs 1,378 Cr in the first quarter, a 4% YoY increase
- PBT came in at Rs 343 Cr, an increase of 70% YoY; In Q1FY24, the consolidated PAT of Rs 182 Cr was 8% higher YoY

Segment-wise Financial Highlights:

Particulars (Rs Crore)	Q1FY24	Q1FY23	Change YoY %
Transmission			
Operational Revenue	884	836	6%
Operational EBITDA	808	767	5%
Margin (%)	91%	92%	-
Total EBITDA	862	810	6%
PBT	295	302	-2%
PAT	162	234	-31%
Cash Profit	417	467	-11%
Distribution⁽¹⁾			
Revenue	2,738	2,213	24%
Operational EBITDA	447	446	0.3%
Total EBITDA	516	516	0.1%
PBT	48	-100	148%
PAT	20	-66	131%
Cash Profit	232	263	-12%

- The increase in distribution revenue is on account of higher unit sold and the recovery of the past period regulatory gap of Rs 183 Cr, included in the regulatory deferral balances
- Q1 PAT in the Transmission business declined due to a higher tax outgo of Rs. 65 Cr on dividend income at the parent AESL level, whereas Distribution PAT was Rs 20 Cr in the current quarter compared to a loss of Rs -66 Cr on account of mark-to-market movements of foreign currency loans in the previous periods

Segment-wise Key Operational Highlights:

Particulars	Q1FY24	Q1FY23
Transmission business		
Average Availability (%)	99.77%	99.18%
Transmission Network Added (ckm)	550	372
Distribution business (AEML)		
Supply reliability (%)	99.99%	99.99%
Distribution loss (%)	4.85%	6.95%
Units sold (MU's)	2,754	2,560

- Added 550 ckm in Q1FY23 and maintained system availability at 99.77%
- Energy demand (units sold) improved by 8% YoY in Q1FY24, driven by a marginal increase in commercial segment demand
- Distribution losses in AEML in Q1 were 4.85%, with a higher share of e-payments at 78.5%. The distribution loss fell steeply due to seasonal factors like higher billing days
- AEML continues to provide its customers with a unique proposition of competitive tariffs and renewable energy, which constitute more than 30% of their energy mix

Recent Developments, Achievements and Awards:

- **Adani Transmission Limited (ATL)'s** name has been changed to **Adani Energy Solutions Limited (AESL)** effective July 27, 2023. The new name paves the way to tap huge opportunities in smart metering, district cooling solutions, and other energy solutions while maintaining a pioneering position in the transmission and distribution sectors. With a view to embarking on this growth journey in conventional and non-conventional business areas, ATL has rebranded itself as AESL
- AESL received the '**Emerging Company of the Year Award - 2022**' at the **ET Awards** on Corporate Excellence in recognition of its growth, scale, and sustainable business practices
- AEML, Mumbai's primary and most preferred power utility, is now also **India's No. 1 power utility**, per the Ministry of Power's 11th Annual Integrated Rating and Ranking for Power Distribution, a report prepared by McKinsey & Company and PFC (the nodal agency)
- AESL has won the prestigious **Golden Peacock Award in Environment Management (GPEMA)**. This award underscores company's commitment to sustainable practices
- AESL won **five 'Par-Excellence Award'** at 9th National Conclave on 5S, organized by the prestigious Quality Circle Forum of India HQ (QCFI) demonstrating its unparalleled commitment to business excellence.
- AESL is in the Top 50 of India's Most Sustainable Companies in the annual ranking of BW Business World. **AESL was featured in the top 3 most sustainable companies** by prioritising sustainable practices.
- **Single-use Plastic Free, Zero Waste to Landfill (ZWL), Net Water Positive** certification from independent agencies like DNV, Intertek, and CII
- Received **ICAI Awards for Excellence in Financial Reporting** for the year 2021-22 (Bronze Plaque in Infrastructure and Construction Sector Category (turnover above Rs 500 Cr))

Mr. Anil Sardana, MD, Adani Energy Solutions Ltd., said, "AESL is constantly evolving and is already a significant player in the T&D sector. AESL's growth trajectory remains firm despite the challenging macroeconomic environment. Our pipeline of projects and recently operationalised assets will further strengthen our pan-India presence and consolidate our position as the largest private sector transmission and distribution company in India. AESL is consistently benchmarking to be the best-in-class and is pursuing disciplined growth with strategic and operational de-risking, capital conservation, ensuring high credit quality, and business excellence with high governance standards. The journey towards a robust ESG framework and practising a culture of safety is integral to our pursuit of enhanced long-term value creation for all our stakeholders."

About Adani Energy Solutions Limited: Adani Energy Solutions Limited (AESL) is the transmission and distribution business arm of the Adani Portfolio. AESL is the country's largest private transmission company, with a presence across 14 states of India and a cumulative transmission network of 19,778 ckm, out of which 15,926 ckm are operational and 3,852 ckm are at various stages of construction. AESL also operates a distribution business, serving more than 12 million consumers in Mumbai and Mundra SEZ. With India's energy requirement set to quadruple in the coming years, AESL is fully geared to create a strong and reliable power transmission network and work actively towards serving retail customers and achieving "Power for All."

For more information, please visit www.adanitransmission.com/

Follow us    on: \AdaniOnline

For media queries, please contact:	For investor relations, please contact:
Roy Paul	Vijil Jain
Adani Portfolio	Adani Energy Solutions Ltd.
Tel: 91-79-25556628	vijil.jain@adani.com
roy.paul@adani.com	investor.atl@adani.com



Adani Energy Solutions Limited
(Formerly known as Adani Transmission Limited)

Q1 FY24 Results Presentation

July 2023



CONTENTS



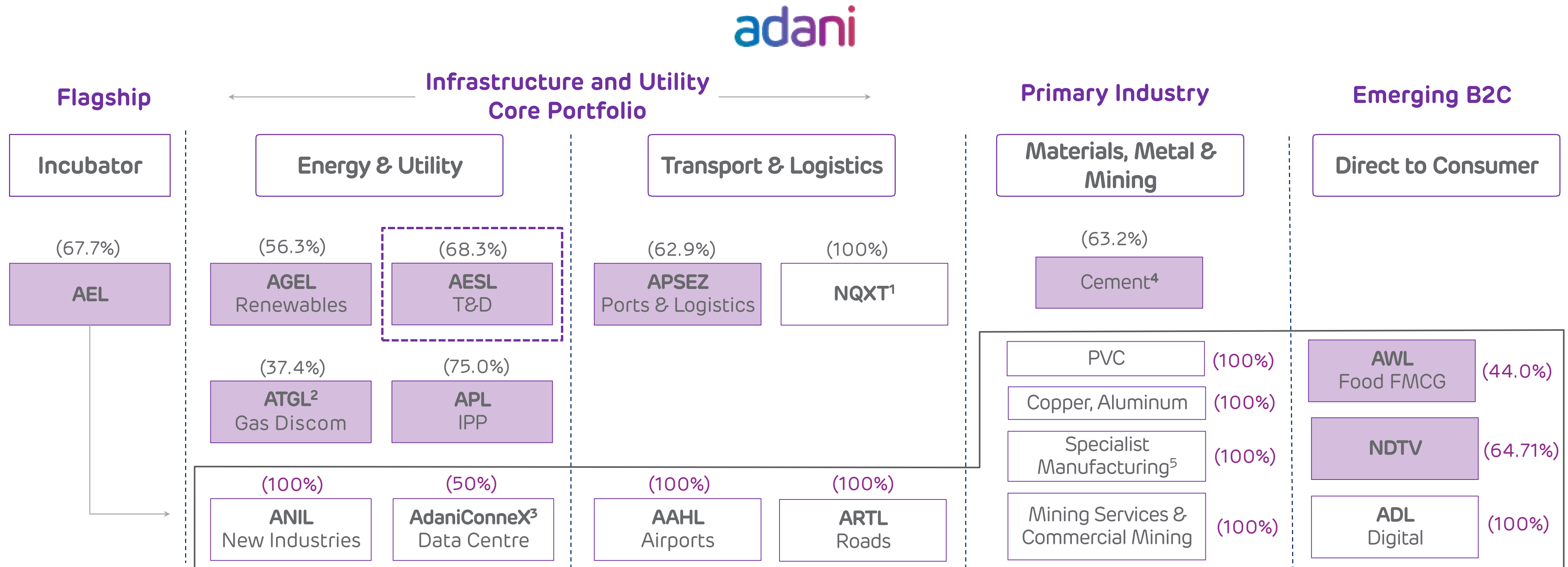
04-07	Adani Portfolio	04
09-10	Executive Summary – Q1FY24	09
12-15	Financial Highlights – Q1FY24	12
17-19	Operational Highlights – Q1FY24	17
21-27	ESG Framework	21
29	Recent Awards and Recognition	29
31-34	Annexure – Rating and AESL's Asset Portfolio	31



adani
Energy Solutions

Adani Portfolio

Adani: A World Class Infrastructure & Utility Portfolio



(%): Promoter equity stake in Adani Portfolio companies
 (%): AEL equity stake in its subsidiaries

- Represents public traded listed verticals

A multi-decade story of high growth centered around infrastructure & utility core

Data as of June 30, 2023. 1. NQXT: North Queensland Export Terminal | 2. ATGL: Adani Total Gas Ltd, JV with Total Energies | 3. Data center, JV with EdgeConnex | 4) Cement business includes 63.15% stake in Ambuja Cement which in turn owns 50.05% in ACC Limited. Adani directly owns 6.64% stake in ACC Limited | 5. Includes the manufacturing of Defense and Aerospace Equipment

APSEZ: Adani Ports and Special Economic Zone Limited; AESL: Adani Energy Solutions Limited; T&D: Transmission & Distribution; APL: Adani Power Limited; AGEL: Adani Green Energy Limited; AAHL: Adani Airport Holdings Limited; ARTL: Adani Roads Transport Limited; ANIL: Adani New Industries Limited; AWL: Adani Wilmar Limited; ADL: Adani Digital Limited | Note - Purple color represent public traded listed verticals;

Adani Portfolio: Decades long track record of industry best growth with national footprint

Secular growth with world leading efficiency

National footprint with deep coverage

adani

Ports and Logistics

Growth 3x

EBITDA 70% ^{1,2}

adani

Renewables

Growth 4x

EBITDA 92% ^{1,4}

adani

Energy Solutions

Growth 3x

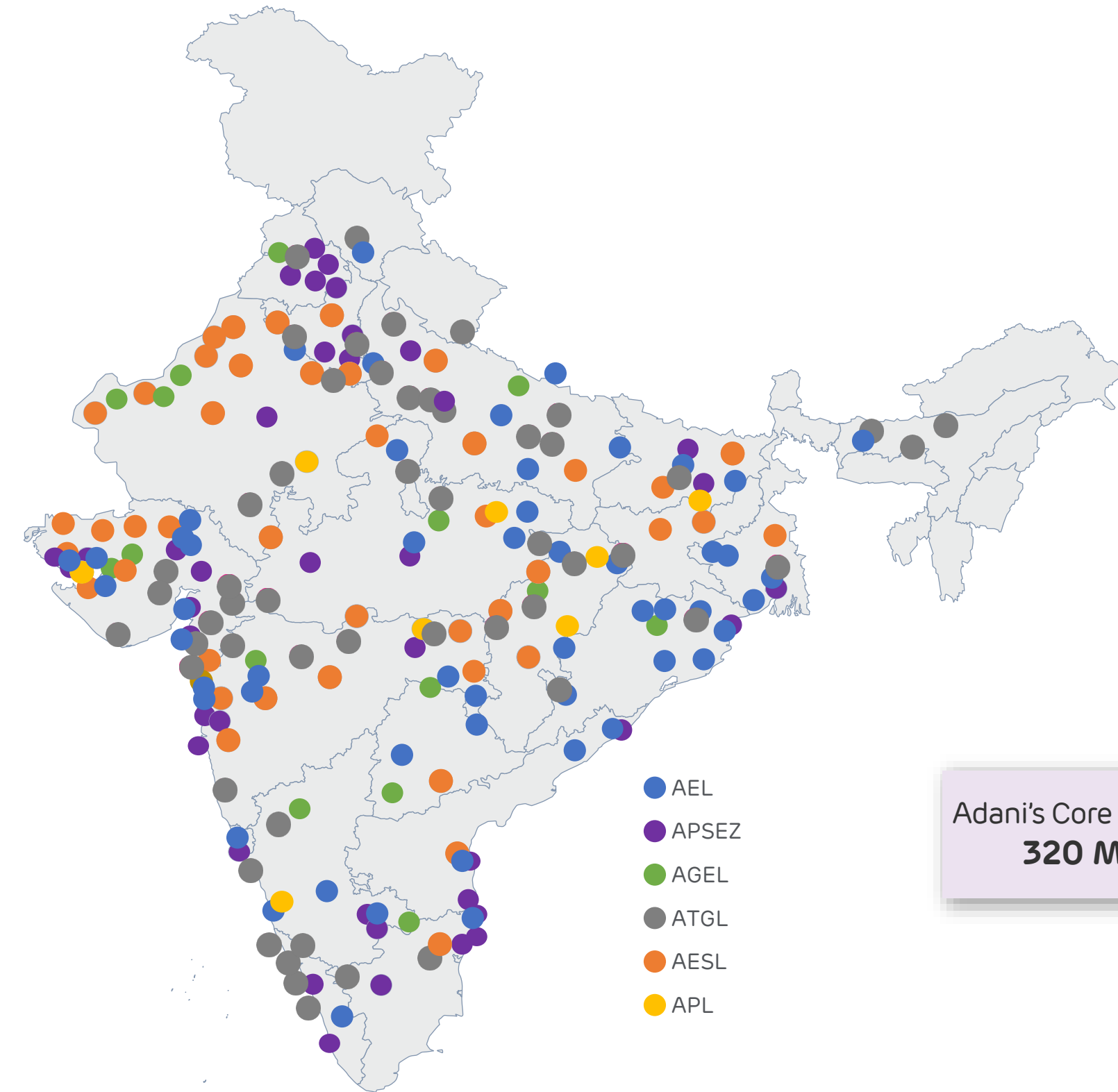
EBITDA 91% ^{1,3,5}

adani

Gas

Growth 1.4x

EBITDA 19% ^{1,3}

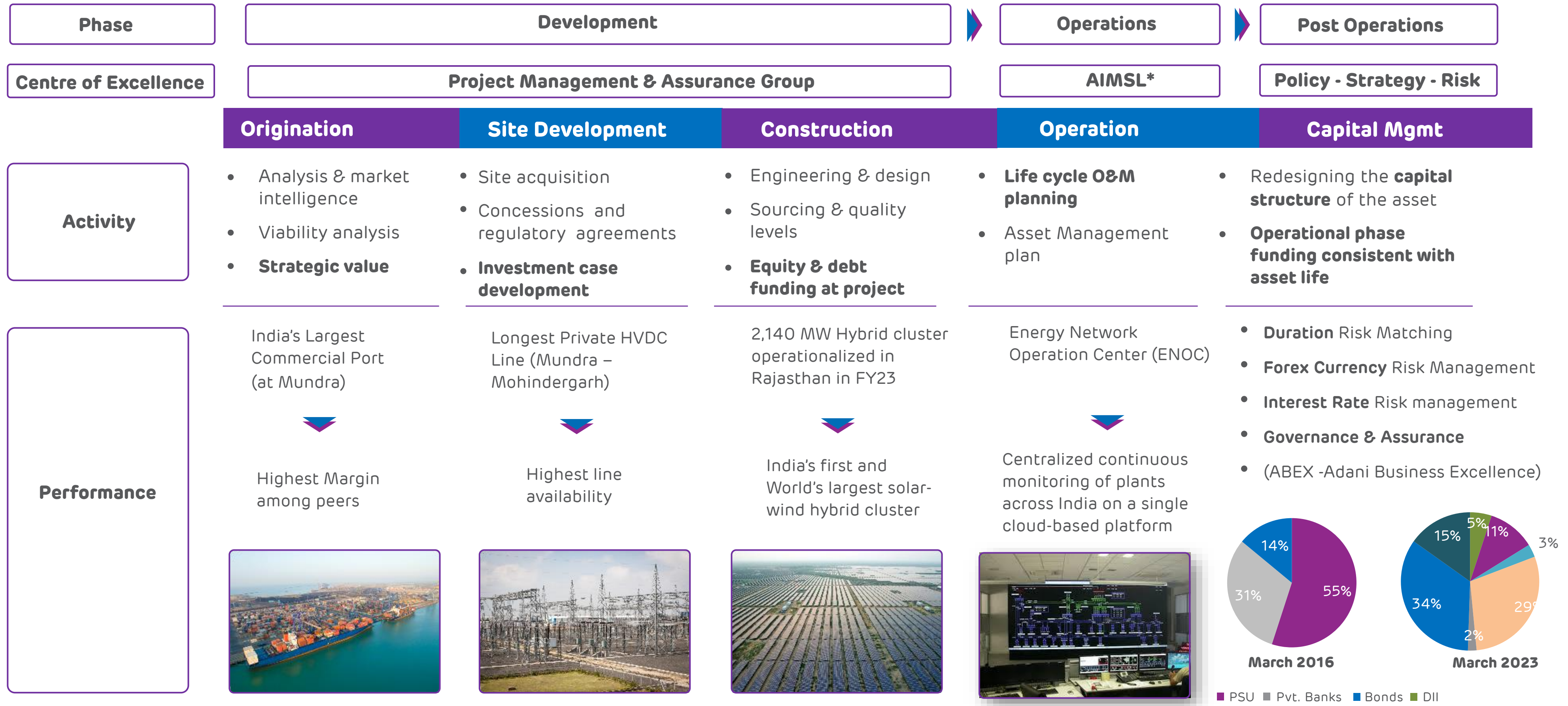


- AEL
- APSEZ
- AGEL
- ATGL
- AESL
- APL

Adani's Core Infra. Platform - **320 Mn** Userbase

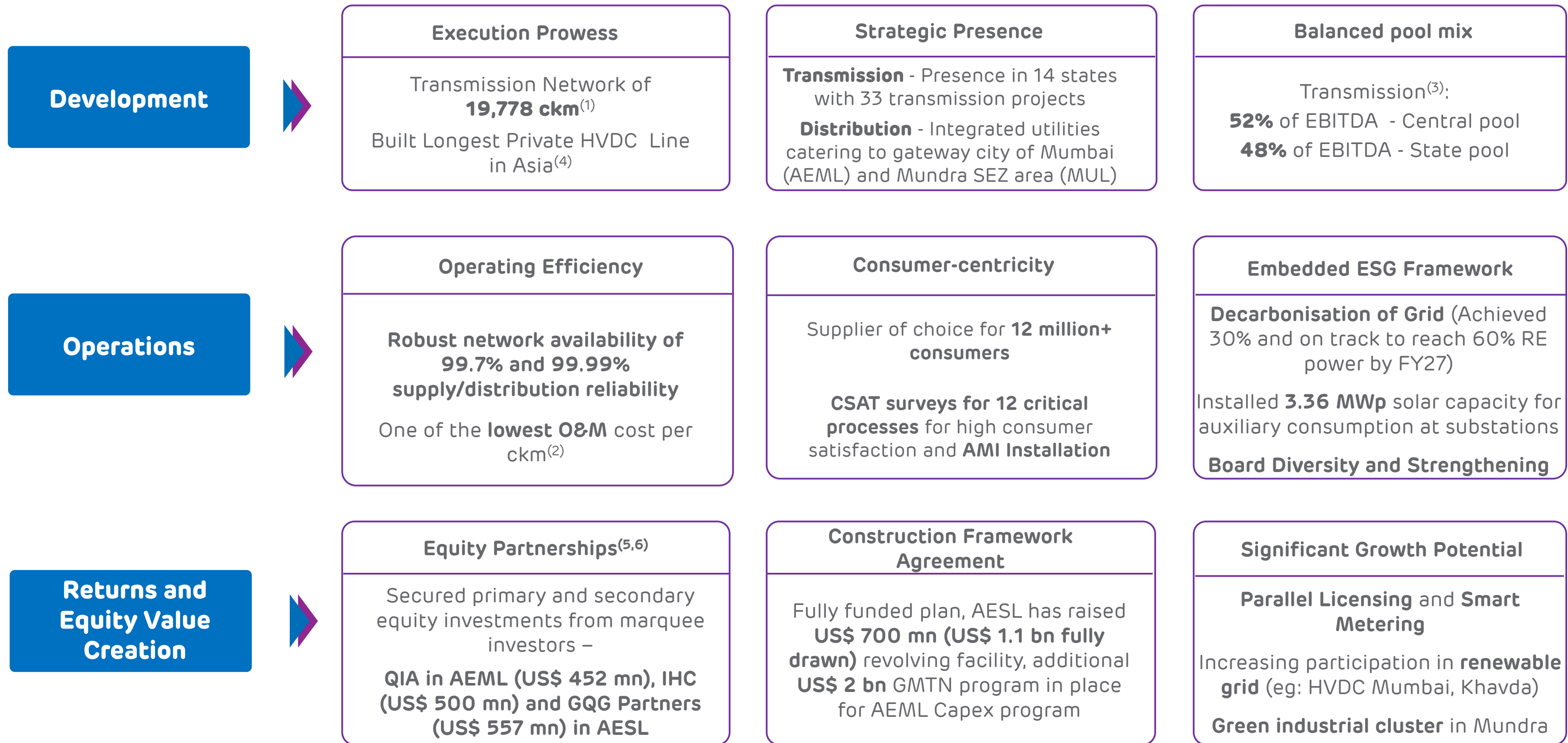
Note: 1. Data for FY23; 2. Margin for ports business only, excludes forex gains/losses; 3. EBITDA = PBT + Depreciation + Net Finance Costs – Other Income; 4. EBITDA Margin represents EBITDA earned from power supply 5. Operating EBITDA margin of transmission business only, does not include distribution business; PBT- Profit before tax, ATGL-Adani Total Gas Limited, AEL: Adani Enterprises Limited, APSEZ: Adani Ports and Special Economic Zone Limited, AESL: Adani Energy Solutions Limited, APL: Adani Power Limited, AGEL: Adani Green Energy Limited

Adani: Repeatable, robust & proven transformative model of investment



Notes: O&M: Operations & Maintenance, HVDC: High voltage, direct current, PSU: Public Sector Undertaking (Public Banks in India), GMTN: Global Medium-Term Notes SLB: Sustainability Linked Bonds, AEML: Adani Electricity Mumbai Ltd. IG: Investment Grade, LC: Letter of Credit, DII: Domestic Institutional Investors, COP26: 2021 United Nations Climate Change Conference; AGEL: Adani Green Energy Ltd; NBFC: Non-Banking Financial Company | *Adani Environmental Resource Management Services Ltd.

AESL: A platform well-positioned to leverage growth opportunities in T&D business



Note: 1) Transmission network is as of March 2023 and includes operational, under-construction assets; 2) As per internal benchmarking on global transmission peers; 3) Pool mix as of FY23 4) HVDC : High voltage direct current – Longest at the time of commissioning, 5) QIA's Investment in AEML: US\$ 452 mn (Rs 32 bn) total investment (US\$ 170 mn of Equity and US\$ 282 mn of shareholder sub-debt); 6) QIA: Qatar Investment Authority, IHC: International Holding Company, SEZ: Special Economic Zone, AMI: Advanced Metering Infrastructure; MUL: MPSEZ Utilities Limited EBITDA : Earning before interest tax and depreciation , O&M: Operation and Maintenance , MW: Megawatt Peak, SS: Sub-station, Ckm: Circuit Kilometer, ESG: Environmental, Social and Governance, ROE :Return on Equity, Mn: Million, GMTN: Global Medium Term Note, AEML: Adani Electricity Mumbai Limited



AESL - Executive Summary and Key Focus Areas

AESL: Executive Summary – Q1 FY24

Operational Update:

- Maintained system availability upwards of **99.77%**
- Added **550 ckms** to operational network during the quarter with total network at **19,778 ckms**
- Received LOA for three smart metering projects in Andhra Pradesh totaling **2.7 million smart meters with a contract value of Rs. 37 billion** during the quarter
- Distribution loss improving consistently and stands at **4.85% in Q1FY24** vs. 6.95% in Q1FY23. The loss was lower than usual due to seasonal factors.
- Maintained supply reliability (ASAI) of more than **99.9%**
- **7.61% YoY growth** – units sold **2,754 million units** vs. 2,560 million units last year on account of uptick in energy demand
- E-payment as a % of total collection at **78.5% in Q1FY24** vs. 74.7% last year driven by digital adoption push

Financial Update (YoY):

- Consolidated Revenue increased by **19%** to **Rs 3,622 Cr**
- Consolidated operational EBITDA grew by 3% to Rs 1,254 Cr and EBITDA at Rs 1,378 Cr grew by 4%
- PBT of Rs. **343 Cr was 70% higher YoY**
- PAT ended **8% higher at Rs 182 Cr**
- Consolidated cash profit of Rs 649 Cr during the quarter was 11% lower YoY due to the **one-time tax impact of Rs. 65 Cr on dividend from AEML** and **additional cash out go of Rs. 20 Cr for hedging cost** on moving to CCS from option contracts. Dividend income from the subsidiary is eliminated at the consolidated level

Other Key Updates:

- **Adani Energy Solutions Ltd. (AESL)**, with effect from July 27, 2023, is the new name for the erstwhile Adani Transmission Ltd. This has been done to reflect the **company's overarching offering in multiple facets of the energy domain**
- AEML secured **Rank 1 out of 71 discoms** evaluated and scored 99.6% out of 100 in the Integrated Discom Ranking released by the MoP, PFC and McKinsey
- Adani Energy Solutions has won the prestigious **Golden Peacock Award in Environment Management (GPEMA)**. This award underscores company's commitment to sustainable practices.
- AESL is in the Top 50 of India's Most Sustainable Companies in the annual ranking of BW Business World. **AESL was featured in the top 3 most sustainable companies.**
- AESL won **five 'Par-Excellence Award'** at 9th National Conclave on 5S, organized by the prestigious Quality Circle Forum of India HQ (QCFI) demonstrating its unparalleled commitment to business excellence.
- AESL gets **recognition for contributing to SEBI ICAI BRSR** back testing exercise.
- AESL's 37 operational sites are now certified as **Single-use Plastic Free, Net Water Positive and Zero Waste to Landfill (ZWL)** strengthening our commitment to SDGs

AESL: Key Focus Areas – FY24 and Beyond

Financial Summary – Q1 FY24

- Achieved **double digits** revenue growth of 19% in Q1FY24
- Consolidated PBT rose by **70% to Rs 343 Cr** in Q1FY24
- Consolidated PAT increased by **8% to Rs 182 Cr in Q1FY24**
- **Net debt to EBITDA** as of FY23 stands at 4x
- **Gross Asset Coverage (Gross Assets / Net Debt)** as of FY23 stands at 1.7x

Locked-in Growth and Outlook

- AESL well placed to capture future growth through multiple avenues:
- Robust **under-construction pipeline worth Rs. 220 bn** (including the Mumbai-HVDC project and smart metering LOI projects)
 - **Distribution:** Expansion into **newer geographies through parallel license** (Navi Mumbai, Greater Noida, Aurangabad, Nashik)
 - Strong growth potential in the **Smart Metering business**
 - **Annual capex plan of Rs. 50-60 bn** out of which Rs. 13-15 bn to grow RAB at AEML business

Robust Capital Management

- AESL continues to focus on shoring up equity, reducing the cost of debt, and bringing in marquee partners to share global corporate practices (**Induction of QIA, IHC and GQG as equity partners**)
- Continue to **diversify debt sources and elongate the maturity profile**
- **Investment grade ratings remain intact.** Strong thrust on the maintenance of the IG rating by constantly improving liquidity ratios, ensuring credit quality

Integrated ESG Framework with a defined glidepath

- Announced commitment to become **Net Zero by 2050**
- Achieved 30% renewable power procurement by **the end of March 2023** and targeted 60% by FY27.
- Enhanced **resolve and contribution towards SDGs** by achieving Zero Waste to Landfill (ZWL), Single Use Plastic (SuP) Free sites, and Net Water Positive Status for all O&M sites by the end of FY23
- **ESG Rankings:** MSCI (2023): BBB; S&P CSA (2022) scored 59/100 vs. a world electric utility average of 31; FTSE (2021): 4/5 (a world utility average of 2.7/5)

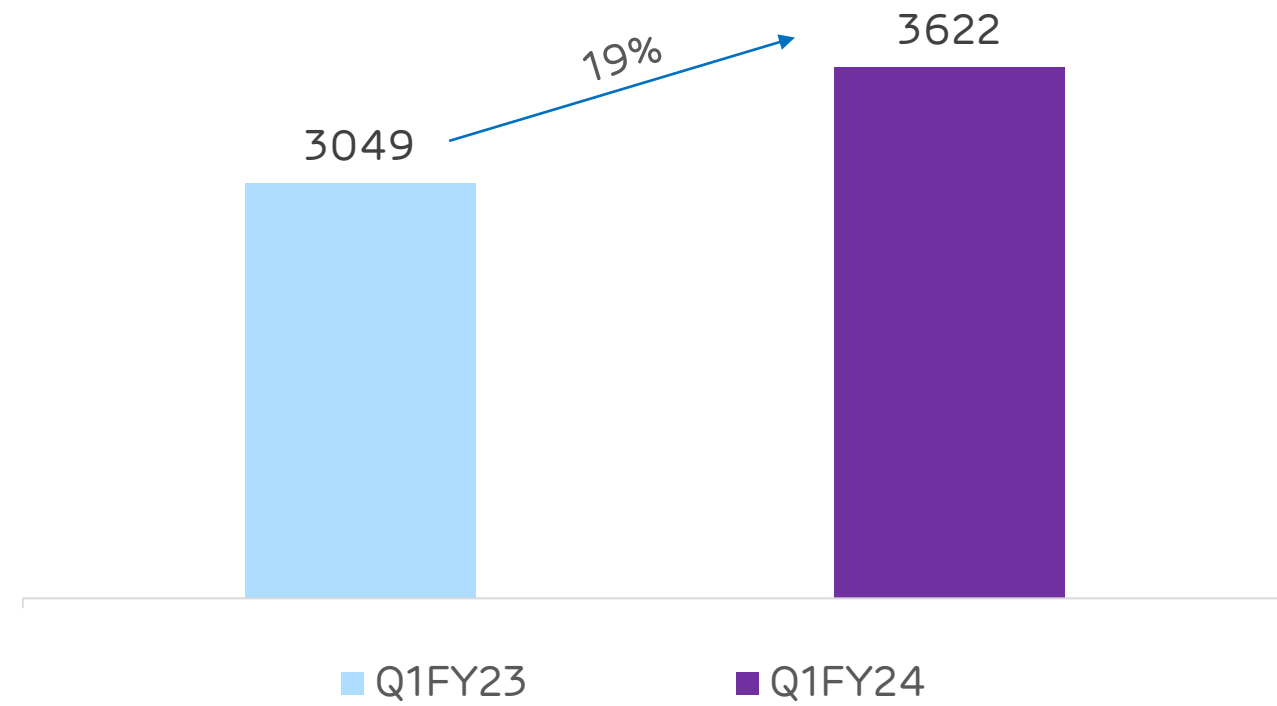


Revenue	EBITDA	PAT
Rs. 3,622 Cr	Rs. 1,378 Cr	Rs. 182 Cr
↑	↑	↑
19% up YoY	4% up YoY	8% up YoY

Q1 FY24 Financial Highlights (YoY)

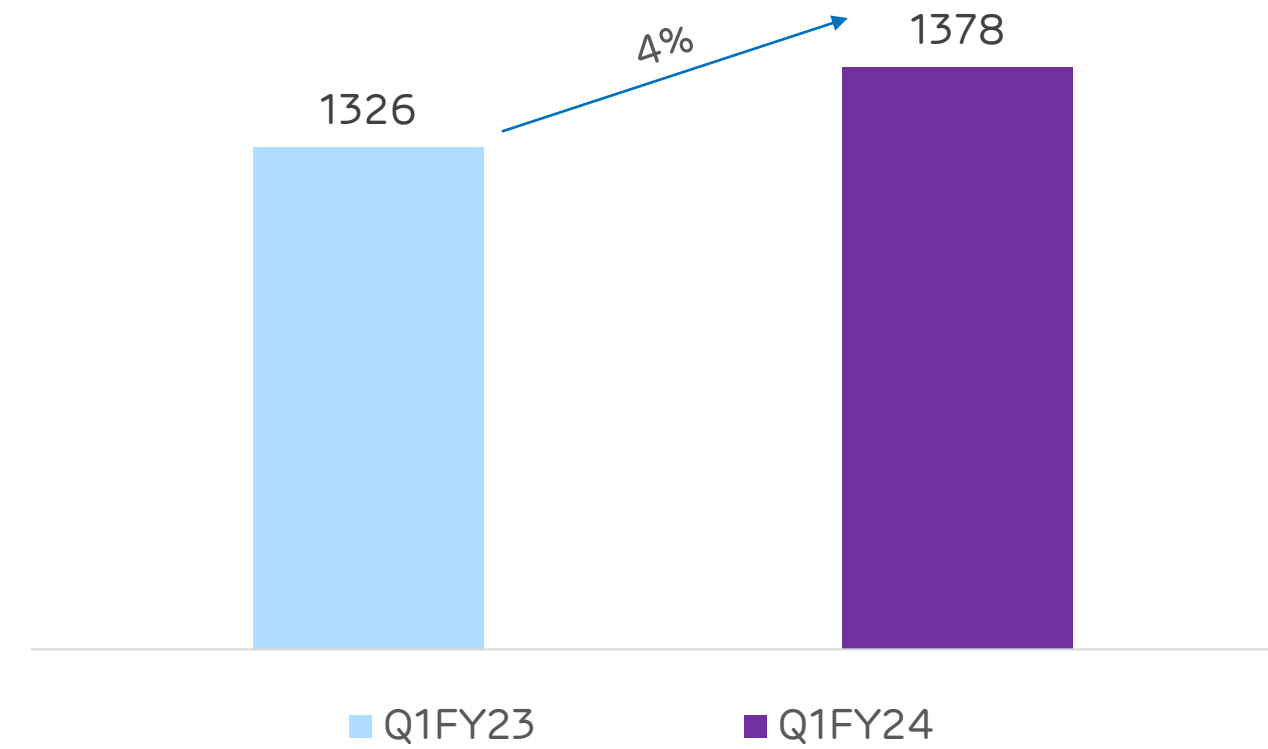
AESL: Consolidated Financial Highlights Q1FY24 YoY

Operational Revenue

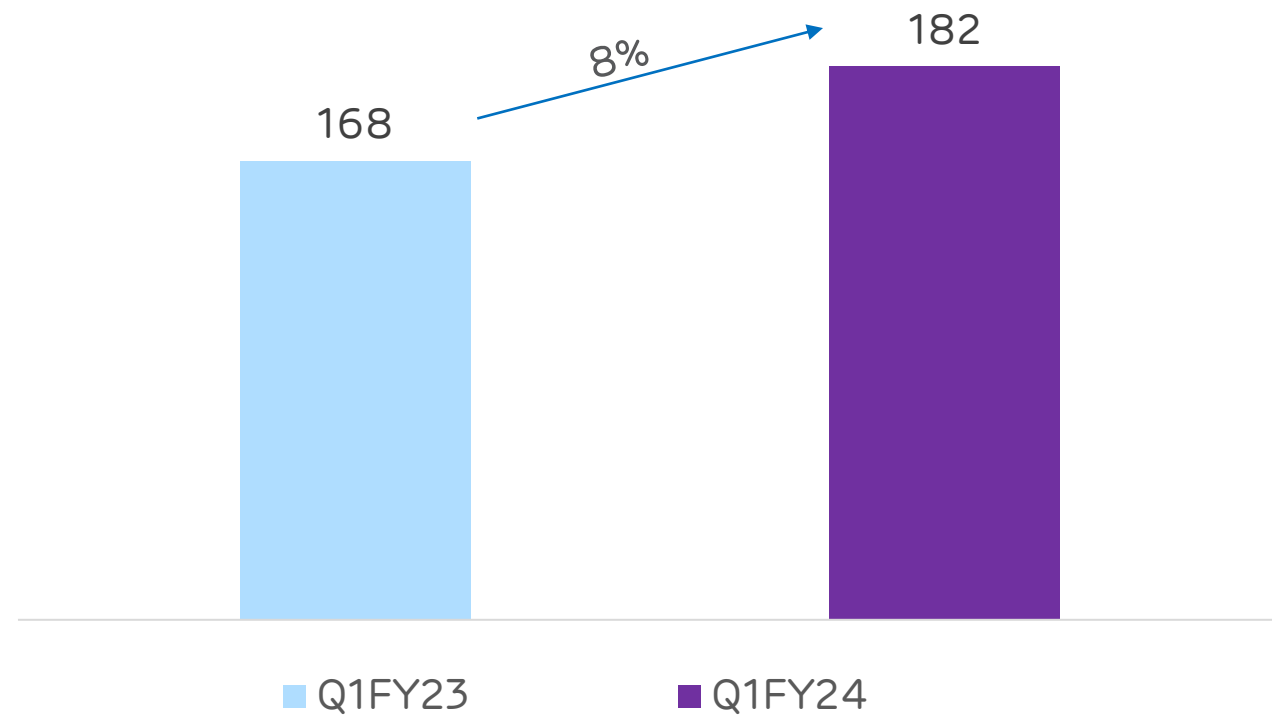


EBITDA

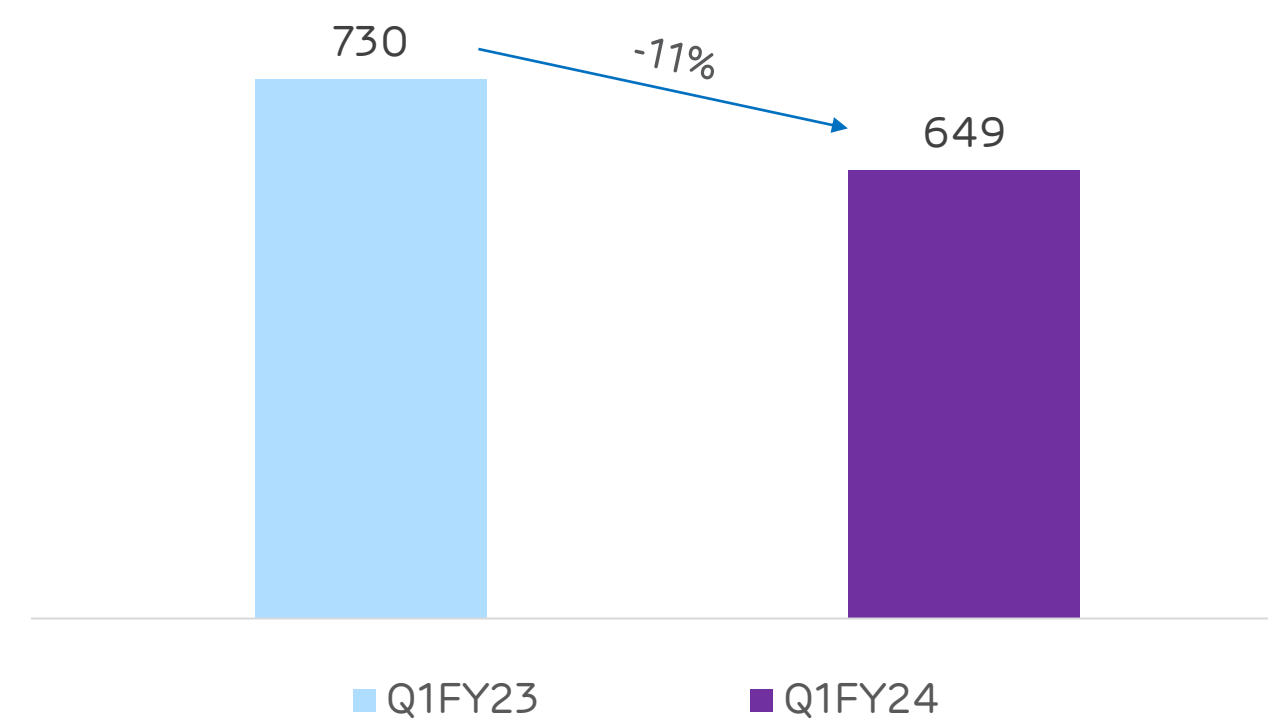
(In Rs Cr)



PAT

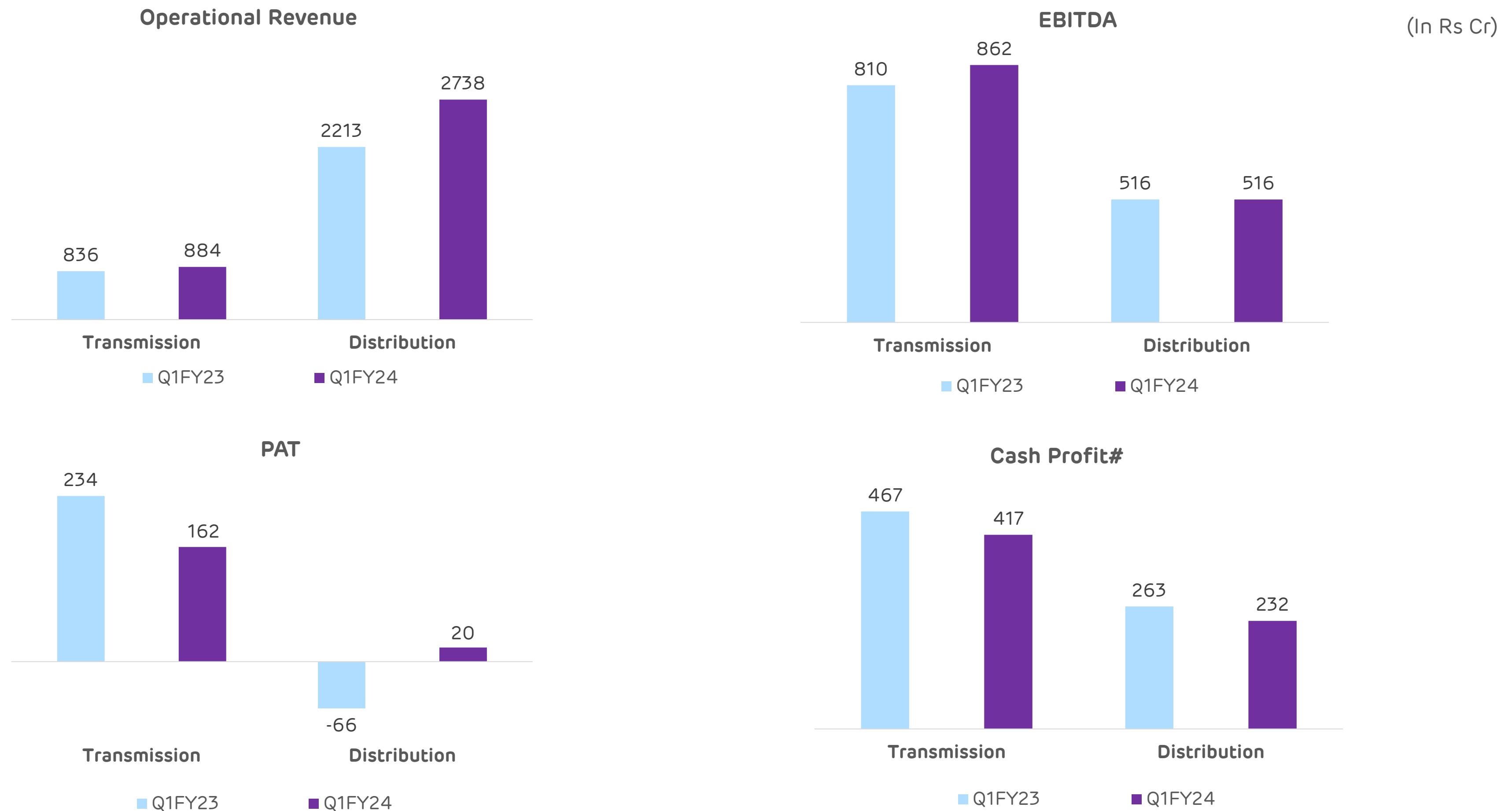


Cash Profit#



Note: #Consolidated cash profit of Rs 649 Cr during the quarter was 11% lower YoY due to the one-time tax impact of Rs. 65 Cr on dividend from AEML and additional cash out go of Rs. 20 Cr for hedging cost on moving to CCS from option contracts. Dividend income from the subsidiary is eliminated at the consolidated level; Cash profit calculated as PAT + Depreciation + Deferred Tax + MTM option loss

AESL: Segment-wise Financial Highlights Q1FY24 YoY

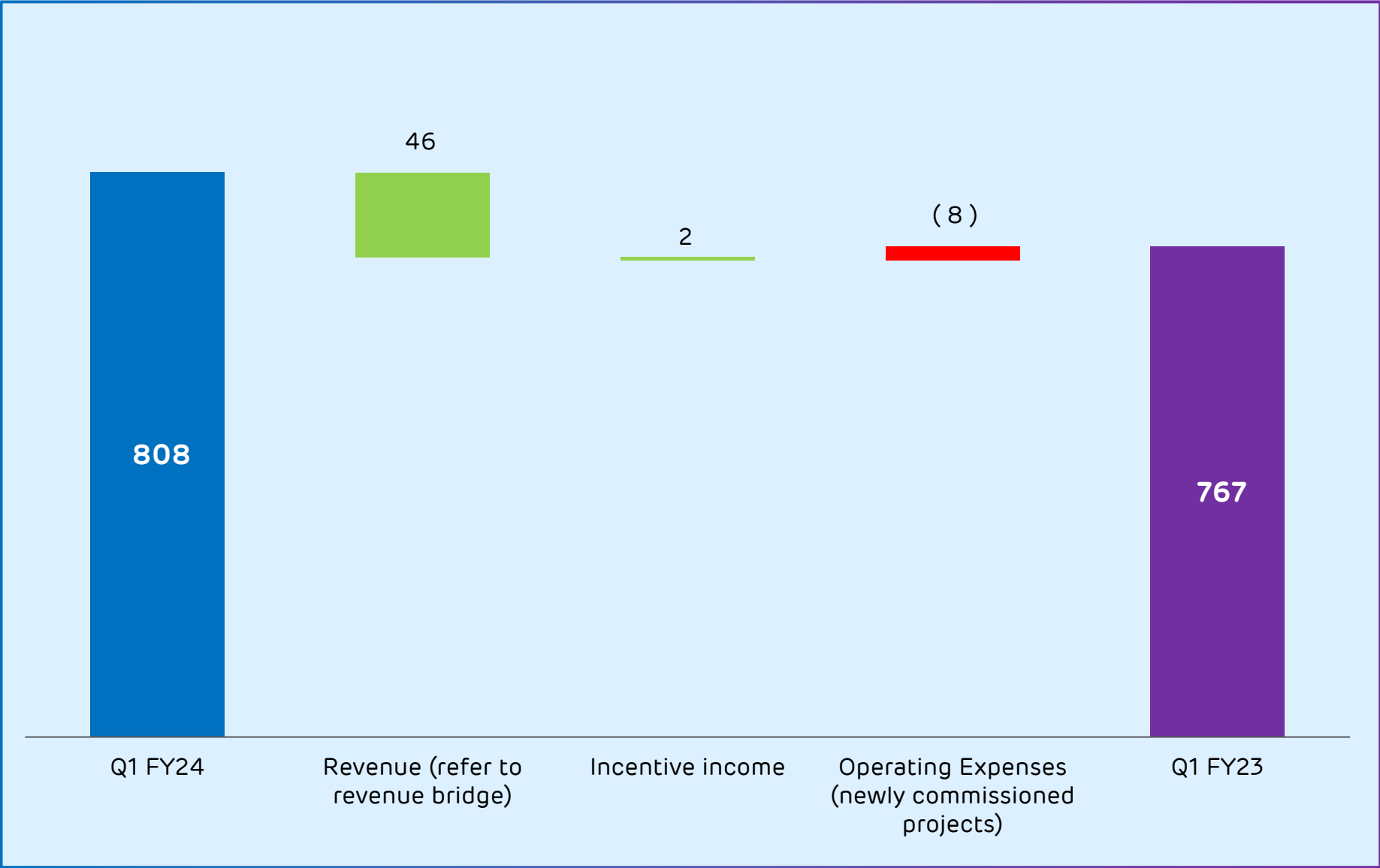
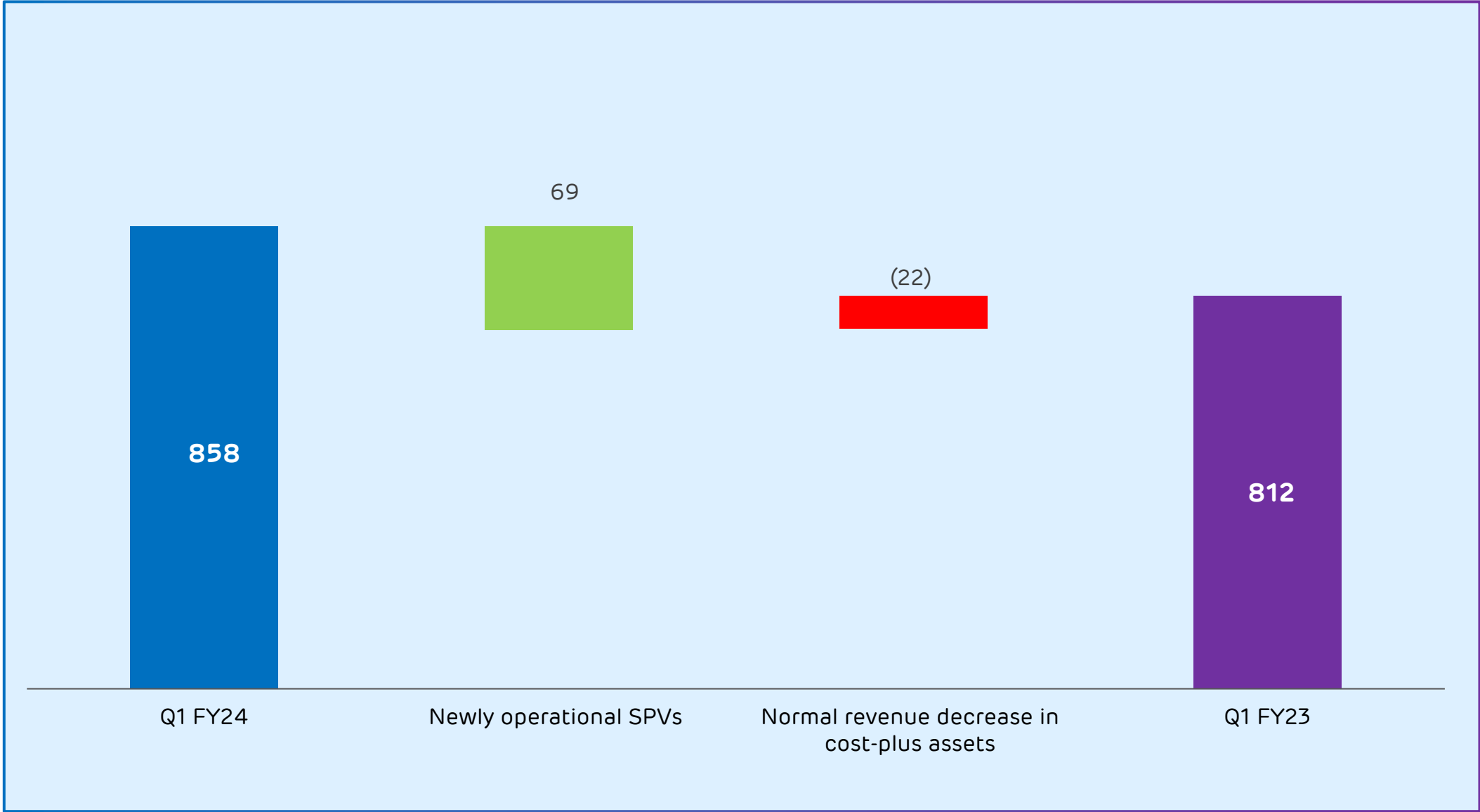


Note: #Consolidated cash profit of Rs 649 Cr during the quarter was 11% lower YoY due to the one-time tax impact of Rs. 65 Cr on dividend from AEML and additional cash out go of Rs. 20 Cr for hedging cost on moving to CCS from option contracts. Dividend income from the subsidiary is eliminated at the consolidated level; Cash profit calculated as PAT + Depreciation + Deferred Tax + MTM option loss

AESL: Transmission Utility - Revenue and Operating EBITDA Bridge Q1FY24 YoY

Revenue (excluding incentive) up 6% supported by revenue contribution from new line elements

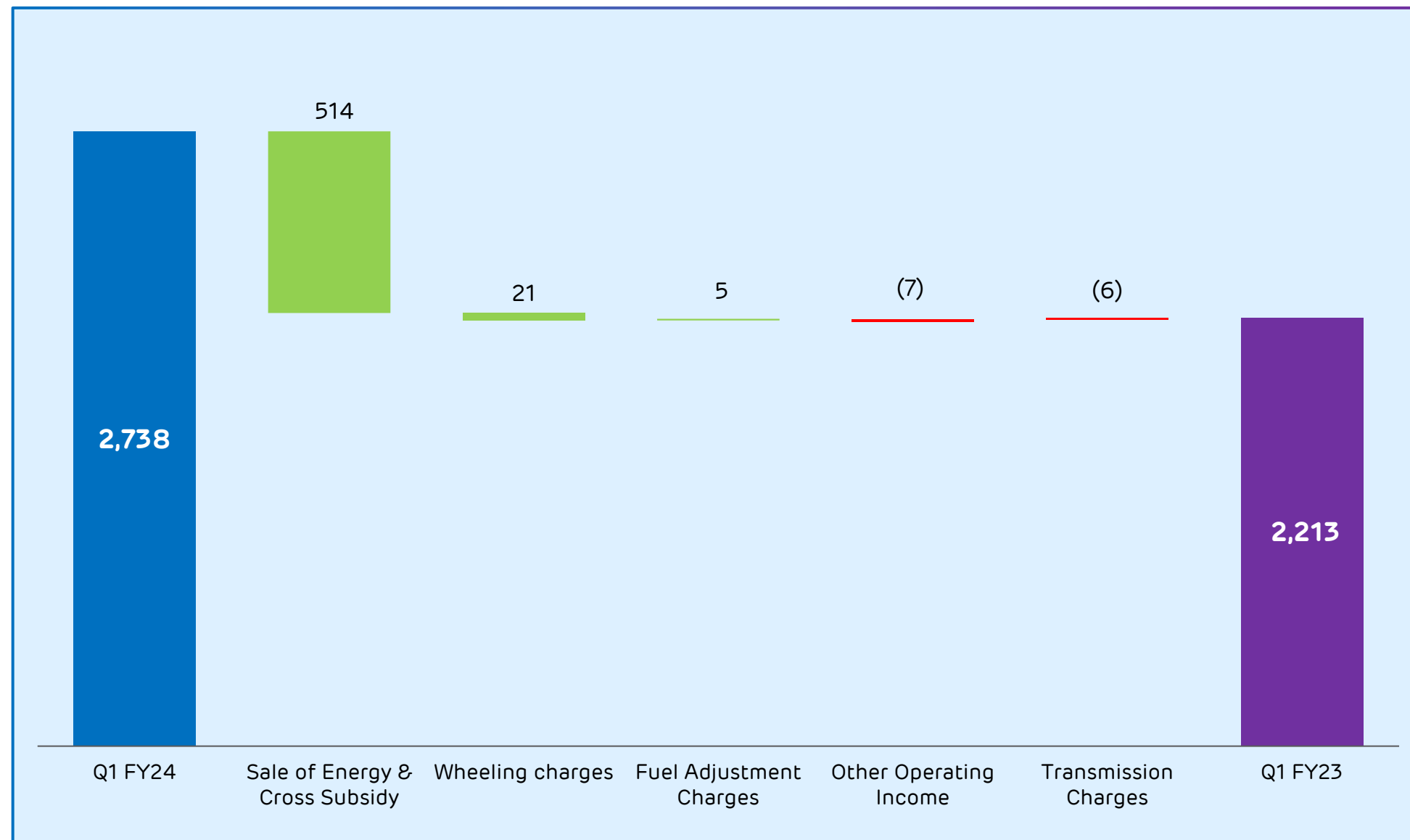
Operating EBITDA up 5% driven by strong revenue



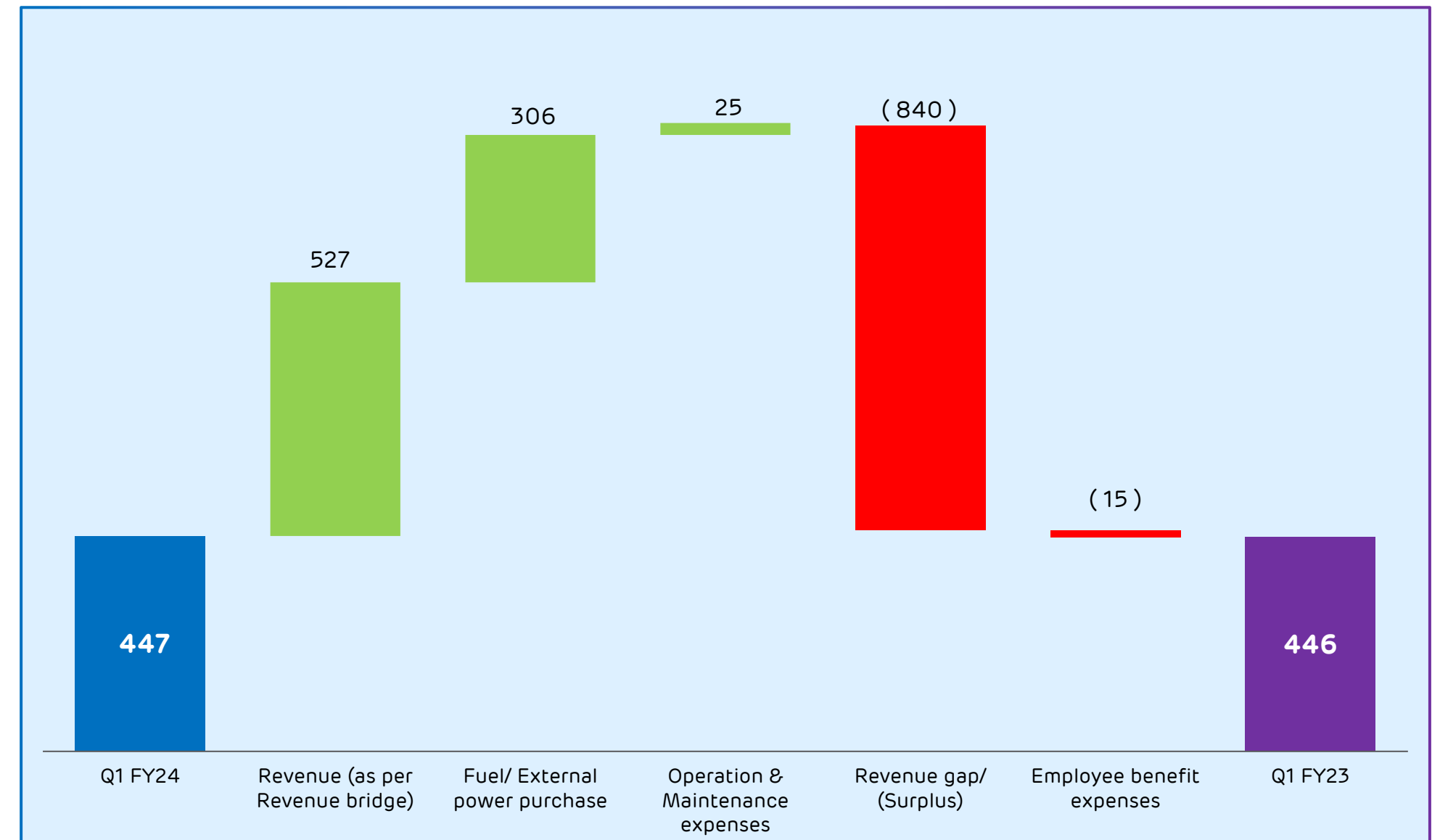
AESL: Distribution (AEML+MUL) - Revenue and Operating EBITDA Bridge Q1FY24 YoY

(In Rs Cr)

Revenue up 24% driven by higher energy demand



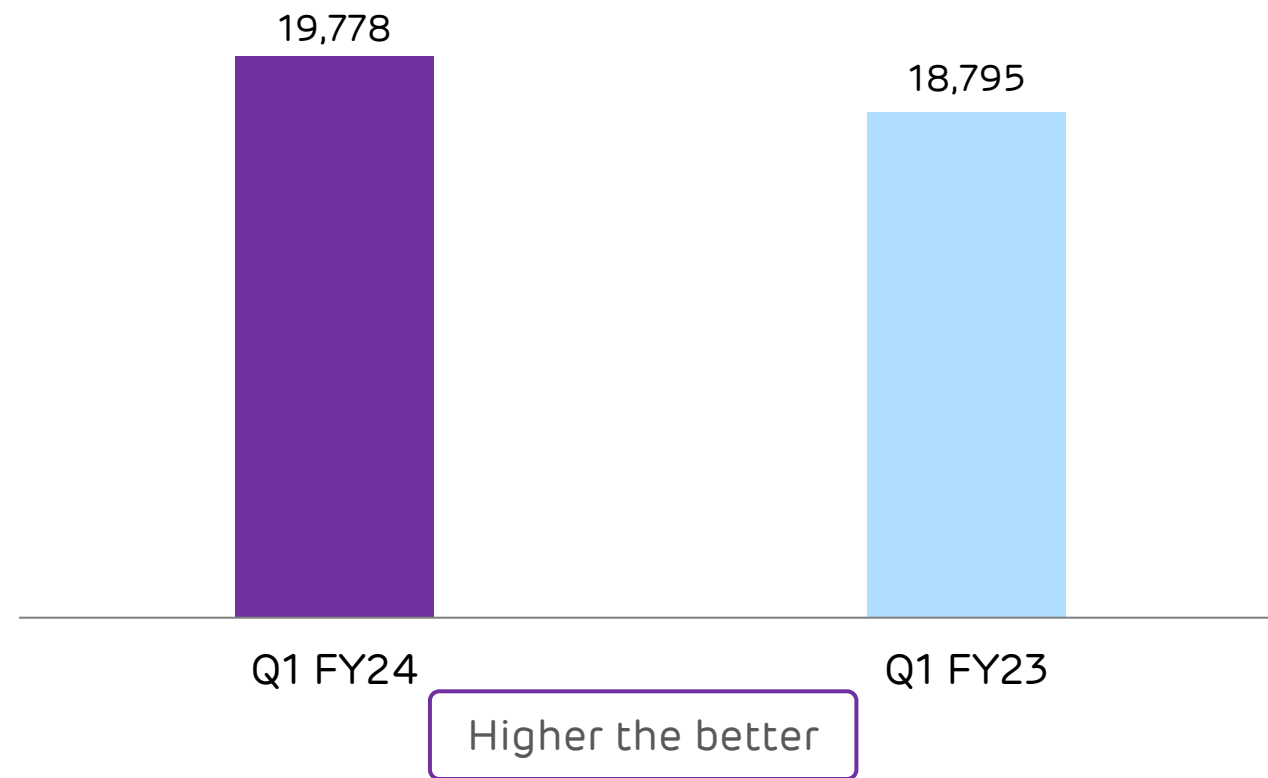
Operating EBITDA ended flat YoY



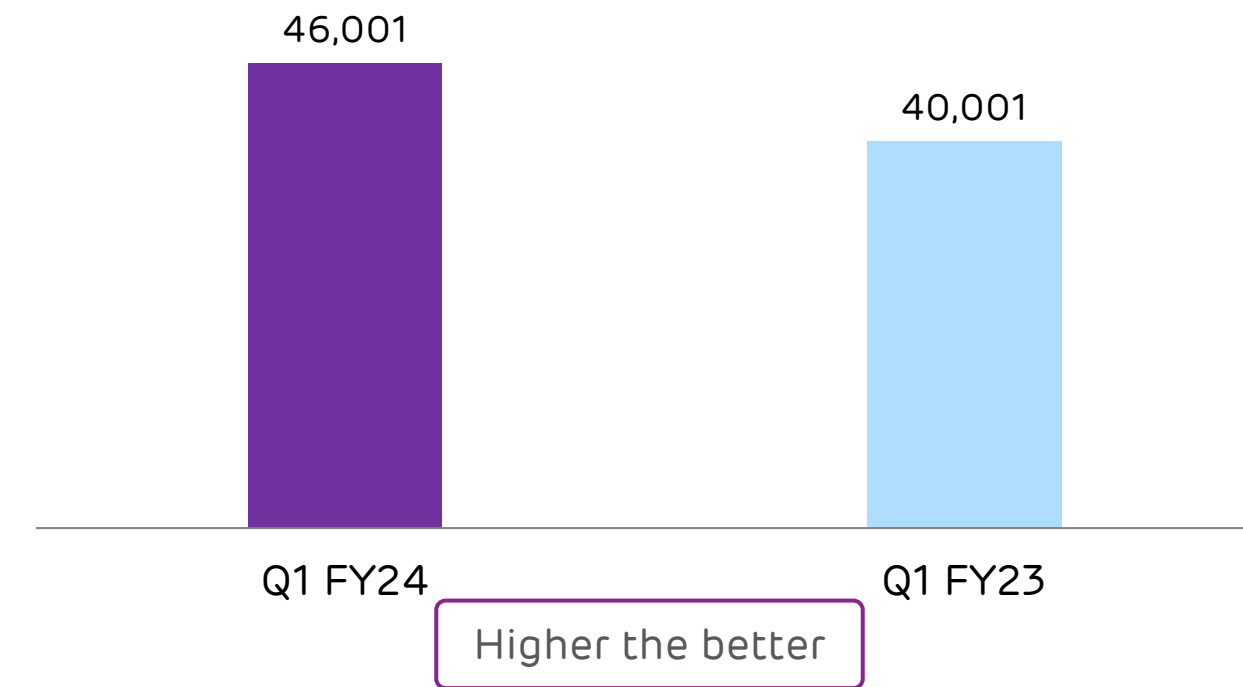
Note: Distribution segment includes AEML Mumbai and MUL Mundra assets; Mundra Utility Ltd. (MUL) acquisition was done in Dec'21

AESL: Transmission Utility – Key Operating Metrics Q1FY24 (YoY)

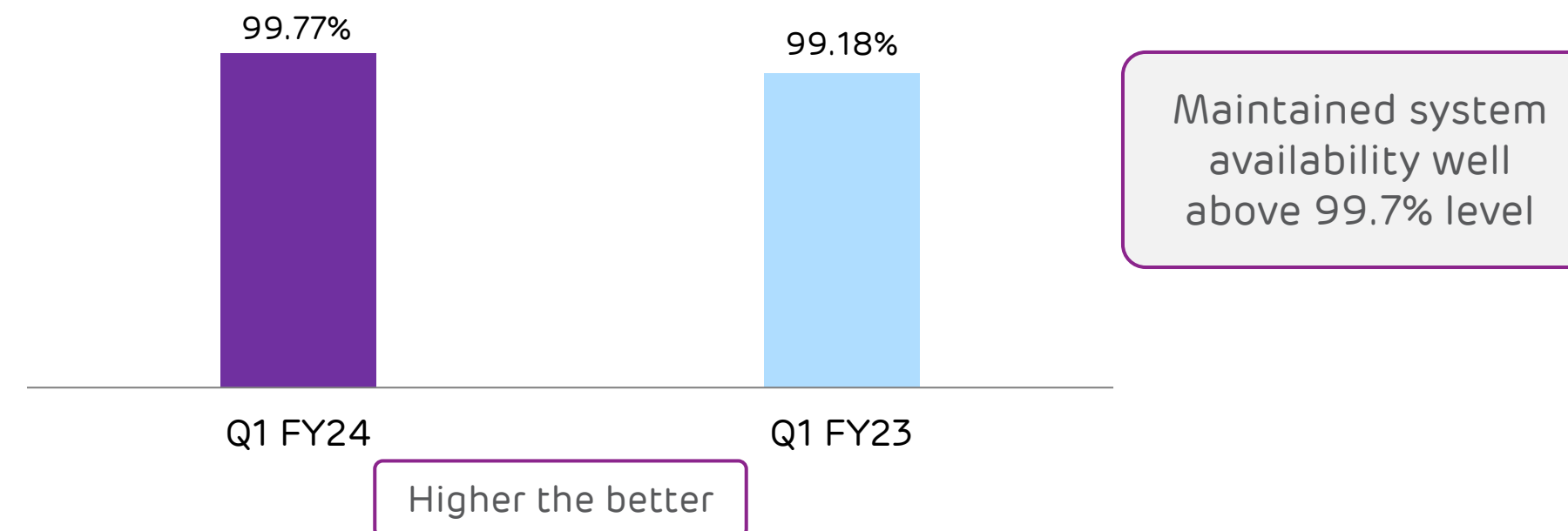
Transmission Network Length⁽²⁾ (ckm)



Power Transformation Capacity⁽²⁾ (MVA)

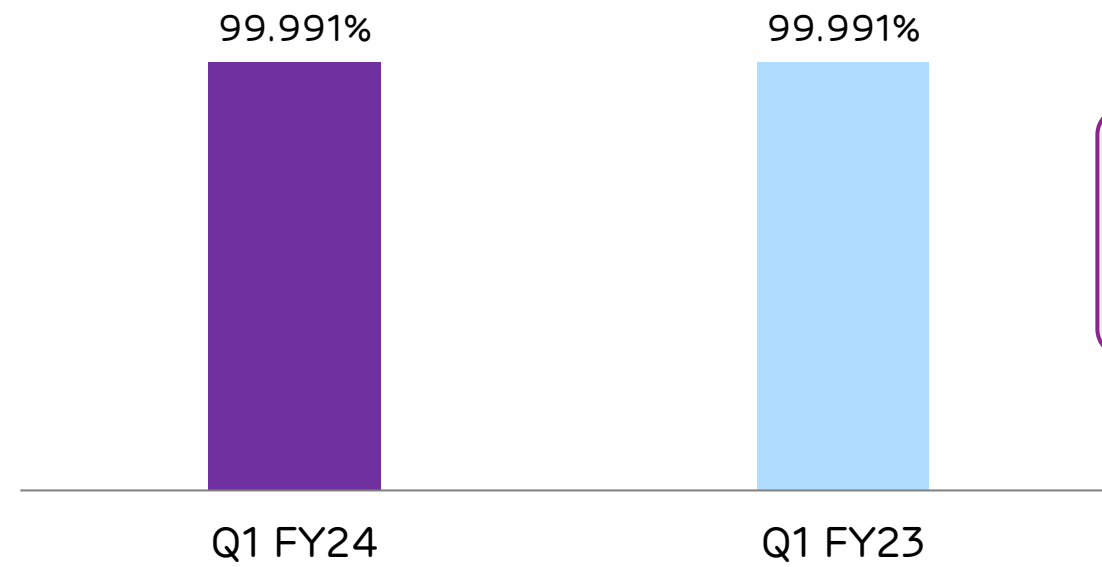


Average System Availability⁽¹⁾ (%)



AESL: Distribution Utility (AEML) – Key Operating Metrics Q1FY24 (YoY)

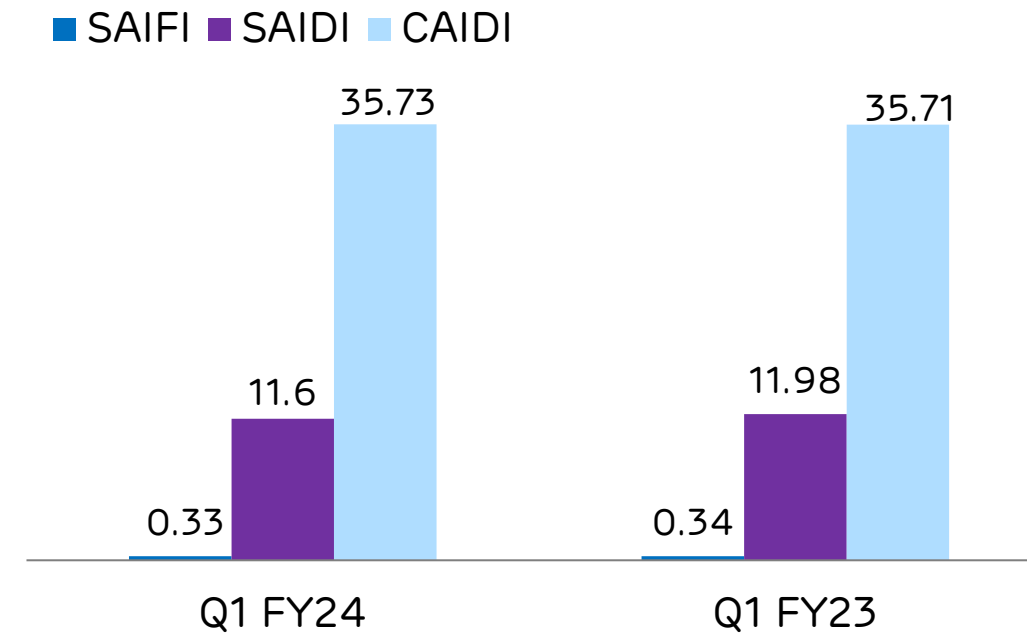
Supply Reliability (ASAI) (%)



Maintained supply reliability of more than 99.9%

Higher the better

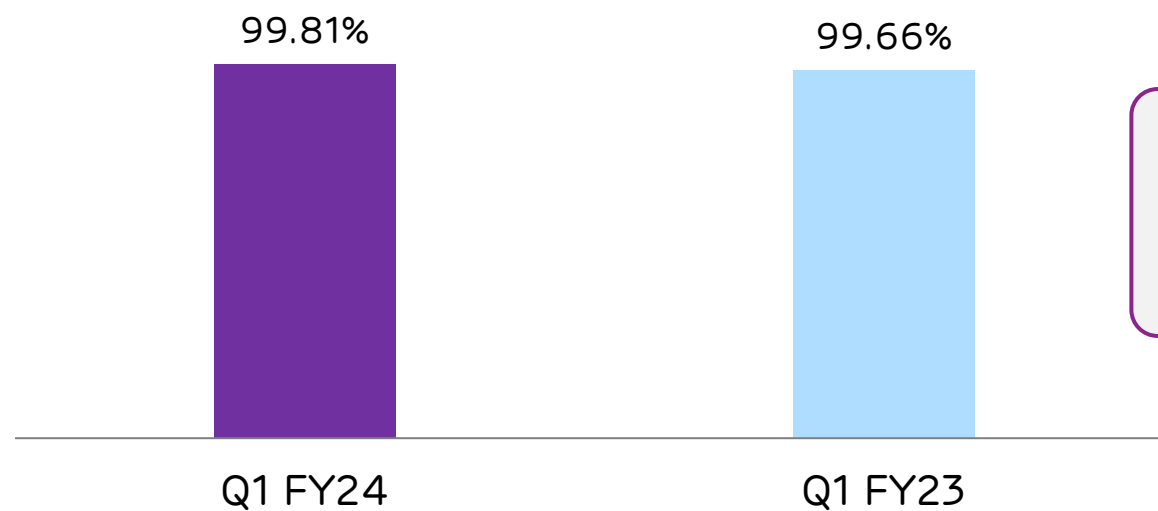
SAIDI (mins), SAIFI (nos.) and CAIDI (mins)⁽¹⁾



Consistent improvement in the reliability parameters

Lower the better

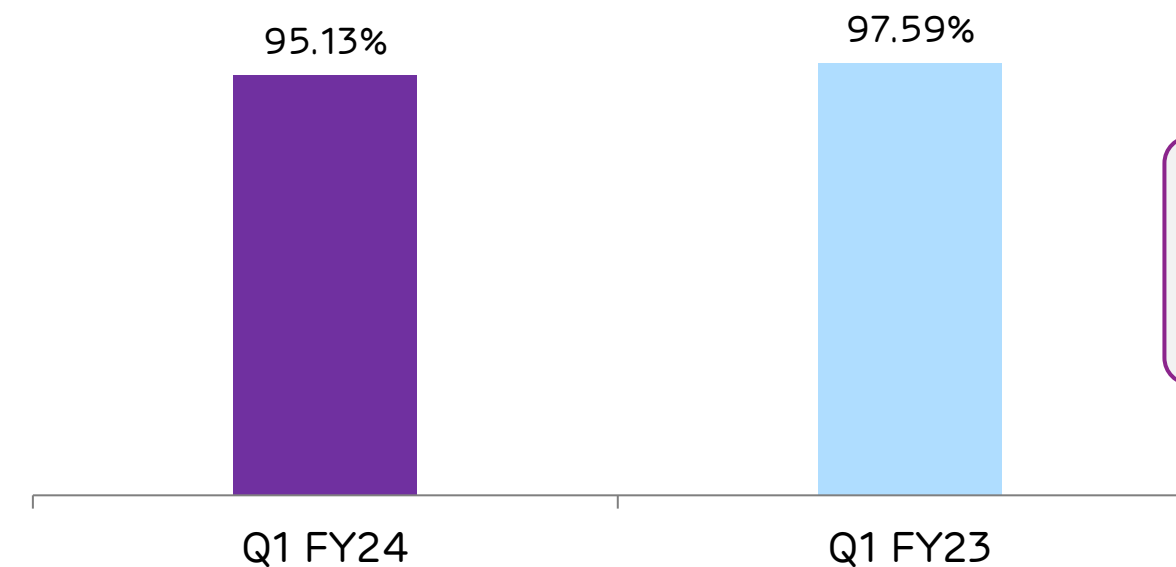
Transmission Availability (%)



Transmission availability remains above 99.8%

Higher the better

Plant Availability Factor - ADTPS (%)



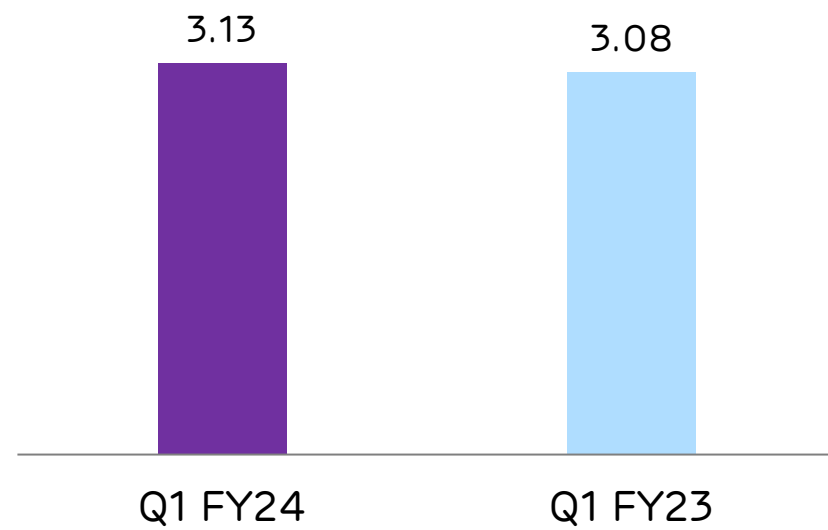
Plant availability remained well above regulatory norms

Higher the better

Notes: 1) SAIDI - System Average Interruption Duration Index indicates average outage duration for each customer served, SAIFI - System Average Interruption Frequency Index indicates average number of interruptions, Customer Average Interruption Duration Index (CAIDI): indicates average time required to restore service during a predefined period.

AESL: Distribution Utility (AEML) – Key Operating Metrics Q1FY24 (YoY)

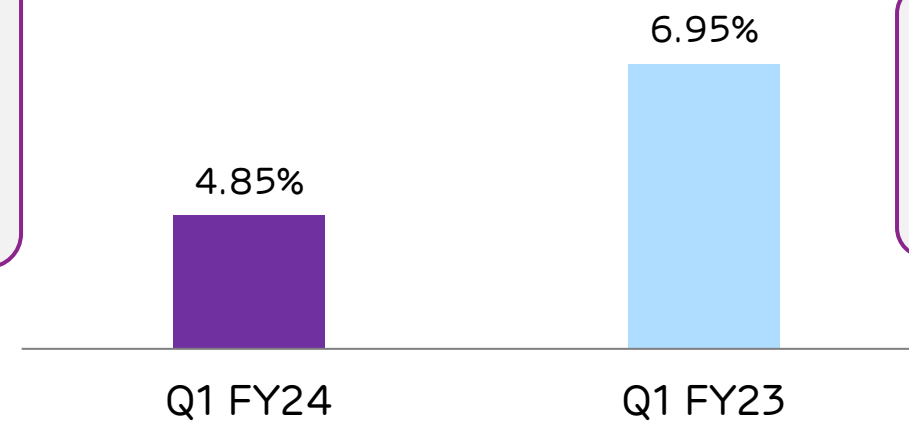
Consumer base (million)



Increase in consumer base reflecting AEML as a supplier of choice

Higher the better

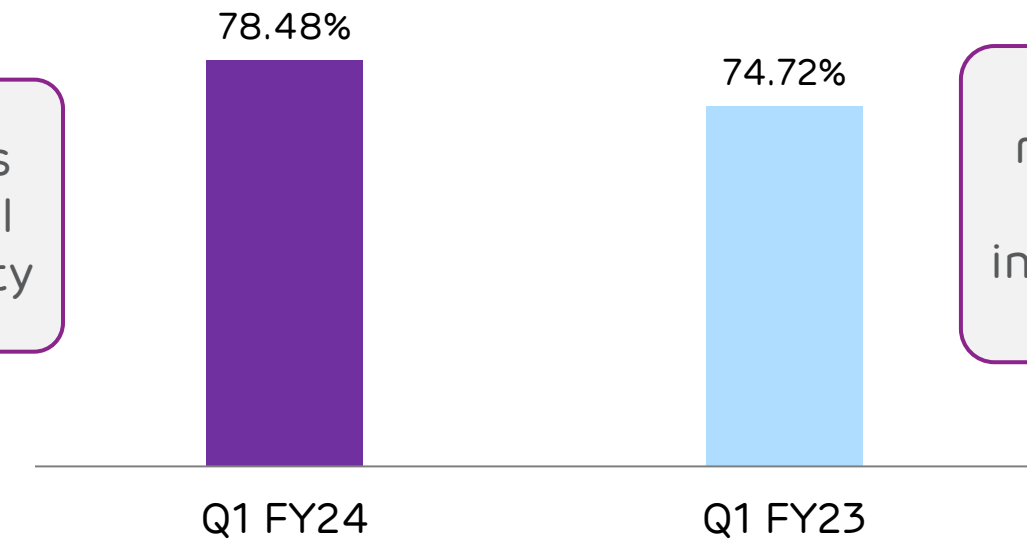
Distribution Loss (%)



Distribution loss lower than usual due to seasonality

Lower the better

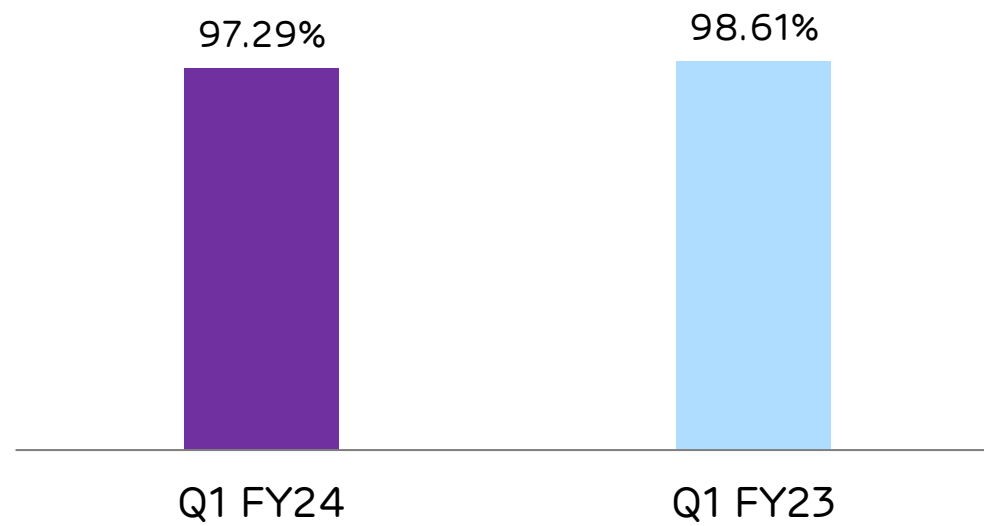
E-payment (% of total collection)



E-payments remains strong with greater interest in digital channels

Higher the better

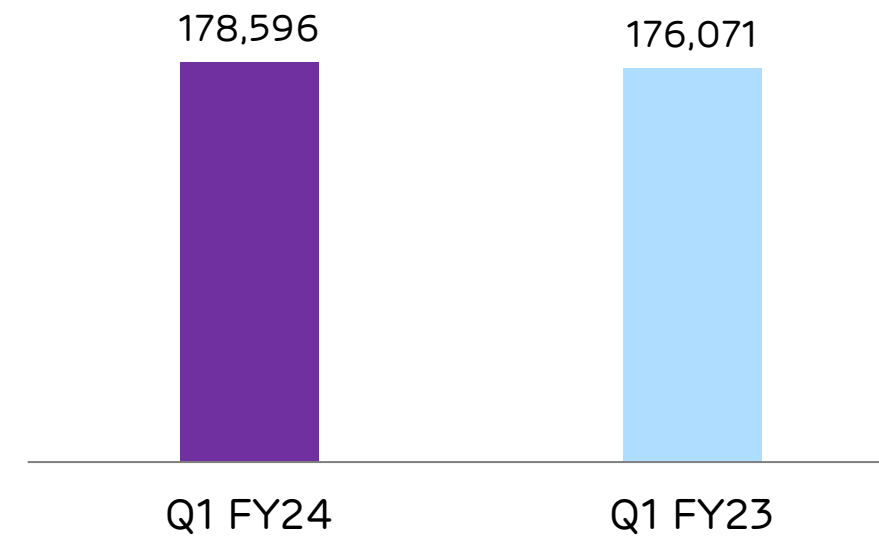
Collection Efficiency (%)



Collection efficiency slightly lower on account of seasonality

Higher the better

Number of Complaints



Consumer complaints remains in line during the period

Lower the better

The Customer Satisfaction (CSAT) Score (top 3%)⁽¹⁾ at AEML has improved from 78 in FY22 to 84 in FY23 and Customer Delight Score (top 2%)⁽²⁾ has moved to 60 in FY23 from 53 in FY22

AESL is now certified

- Single Use Plastic (SUP) Free
- Net Water Positive
- Zero-Waste-to-Landfill

For all its operating O&M sites as of FY23

Won the prestigious

“Golden Peacock Award in Environment Management (GPEMA)” award for underscores company’s commitment to sustainable practices.

Continue to maintain

Best-in-class ESG ratings

From global rating agencies:

- MSCI ESG Rating of ‘BBB’
- DJSI-S&P Global Corporate Sustainability Assessment score of 59/100
- FTSE Score of 4.0/5 (world utilities avg. 2.7/5)

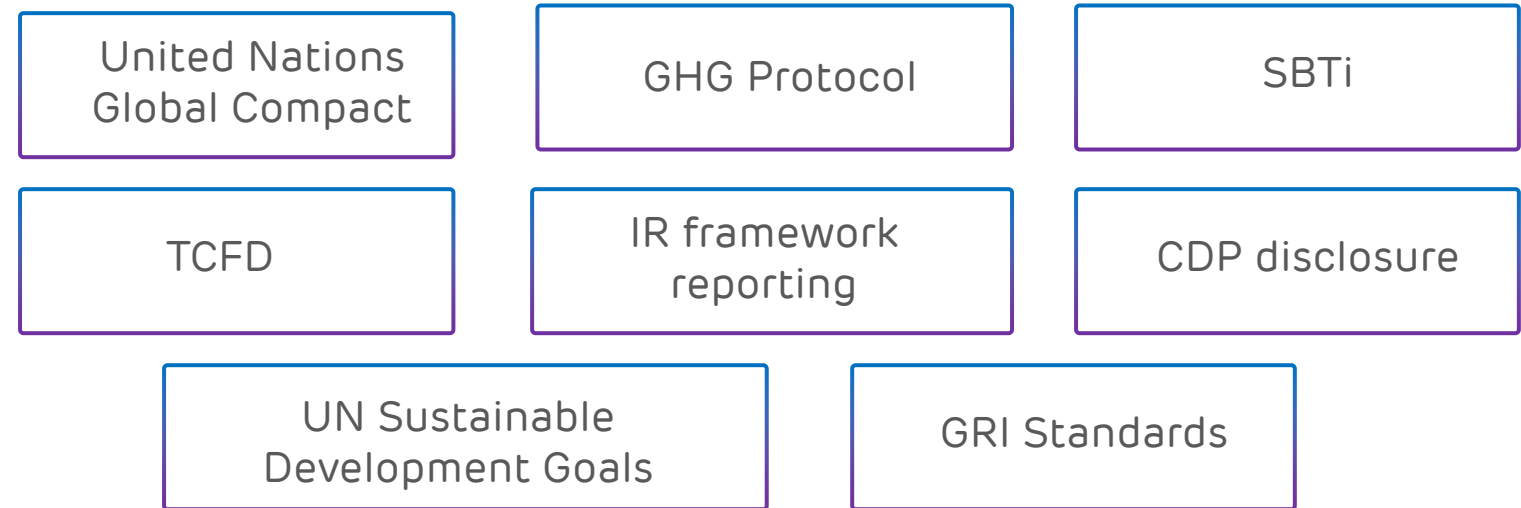
AESL - ESG Framework

AESL: ESG Framework

ESG



Guiding Principles and Disclosure Standards



Policy Structure

E

- Environment Policy
- Energy Management System

S

- Corporate Social Responsibility Policy
- Occupational Health & Safety Policy
- Customer Grievance Redressal Mechanism

G

- Corporate Social Responsibility Committee
- Corporate Responsibility Committee
- Risk Management Committees
- Stakeholders Relationship Committee

Focus Areas

UNSDG aligned:

- Affordable & Clean Energy
- Sustainable Cities and Communities
- Climate Action
- Good Health & well being
- Quality Education
- Industry, Innovation & Infrastructure

Others:

- Consumer empowerment

ESG Ranking

- MSCI (2023): **BBB**
- S&P CSA (2022) **scored 59/100** vs. world electric utility average of 31
- FTSE (2023): **4/5** (world utilities avg. 2.7/5)

Our Commitment:

- Increase renewable power procurement to 60% by FY27 (*achieved 30% RE in FY23*) (SDG 7)
- Reduce GHG Emission Intensity⁽¹⁾ to 40% by FY25, 50% by FY27 and 60% by FY29 (SDG 13)
- Achieve Zero Waste to Landfill⁽²⁾ for all operational sites (achieved in FY23)
- Achieve Single Use Plastic Free⁽²⁾ (achieved in FY23)

Notes: 1) GHG Emission Intensity = tCO2 / Rs Cr EBITDA; 2) Confederation of Indian Industry-ITC Centre of Excellence for Sustainable Development (CII-ITC CESD) certified SUP Free status to 37 operational sites of AESL, i.e., 30 substations and 7 transmission line clusters including stores; 3) AEML, being subsidiary of AESL with ~40% of reported EBITDA share, reports disclosures through AESL; 4) AEML is in process to adopt the guiding principles for independent reporting | UNSDG – United Nation Sustainability Development Goals | TCFD - Task Force on Climate-Related Financial Disclosures | SBTi - Science Based Targets initiative | CDP - Carbon Disclosure Rating GHG – Green House Gas

AESL: Key Environmental Indicators and Milestones

Key Performance Indicators	Current Status	Baseline	Medium to Long-term Targets	
Energy Mix & Emission Intensity				
- RE share in power procurement	AESL has achieved 30% renewable in power mix in March 2023	3%	30% by 2023 (achieved)	60% by FY27
- GHG Emission Intensity Reduction	The target for GHG emissions reduction is in line with Nationally Determined Contribution (NDC) for climate change. Disclosed in terms of a reduction in GHG per unit of revenue.	-	40% by FY25	70% by FY30
Waste Reduction and Biodiversity Management				
- Zero waste to landfill (ZWL)	Secured ZWL status from Intertek <ul style="list-style-type: none"> Covered all operational sites (substations and TLs) of AESL Achieved landfill diversion rate exceeding 99% 	No certification in FY19-20	Achieved ZWL for all O&M sites in May 2022	
- Single use plastic (SuP) free sites	Attained SUP free status from CII-ITC CESD <ul style="list-style-type: none"> Covered 37 operational sites of AESL Strengthening alignment with UNSDG 12 	No certification in FY19-20	Achieved SUP free status for 37 sites in March 2023	
- India Business Biodiversity Initiative (IBBI) and ensure no net loss to biodiversity	<ul style="list-style-type: none"> Signatory to IBBI and submitted first progress report in 2020 Afforestation of 441 hectares area in FY21-22 	FY20-21 289 hectares	No net loss to biodiversity and 100% alignment with IBBI and IBBI principles based public disclosures by FY23-24	
- Water Neutrality (Water conservation)	<ul style="list-style-type: none"> Achieved "Net Water Positive" status for 30 substations and 07 TL clusters under UNSDG 6 Carried-out rainwater harvesting feasibility study and implemented water metering across all sites 	No water neutrality in FY 19-20	Secured Net Water Positive Certification for all O&M sites in November 2022	
Energy Efficiency and Management				
- Reduction in auxiliary consumption through solar power	3.362 MWp solar capacity at Mahendragarh, Akola, Koradi, Sami, Morena, Rajnandgaon	Solar capacity of 1.7 MWp in FY19-20	Coverage across all transmission Sites	

AESL: Social Philosophy and Focus Areas

Social



Our social Initiatives are mapped to UNSDG 2030

Access to Education

- 1. No Poverty
- 4. Quality Education



Tiroda, Dahanu and Sami village

- Physical infrastructure and e-learning platform in rural areas
- Educational Kits (2830 students benefited) & School Uniforms to Anganwadi children (5780 students benefited)
- Education & awareness in areas of Cleanliness and Safety (1900 Schools Covered)

Community Health

- 3. Good Health & Well Being



Multiple locations

- Distribution of Dura Oxygen Cylinders to various hospitals in Dahanu Taluka for medical treatment of COVID patients
- Infrastructure development of two vaccination centers enhance Covid vaccination drive : >17 K vaccination done at the two centers

Women's Empowerment

- 2. Zero Hunger
- 5. Gender Equality
- 8. Decent Work & Economic Growth



Dahanu and Mumbai

- Saksham:** Skill development of women through social program through National Skill Training Institute (Women)
- Inducted first ever All Women Team of meter readers
- Sanginis:** Identifying and nurture women as a change agent in rural hamlets; developed 123 Sanginis till date

Sustainable Livelihood

- 2. Zero Hunger
- 8. Decent Work & Economic Growth



Dahanu

- Provide support for livelihood for landless laborers In association with NABARD covering 11 villages of Dahanu and 1,000 land-owning families

Ecology

- 7. Affordable and Clean Energy
- 13. Climate Action
- 14. Life Below Water
- 15. Life on Land



Mumbai and Dahanu

- AEML has achieved 30% renewable in power mix in March 2023
- Plantation of mangroves (>20 Mn cumulative)
- >50% open area converted in green land

Water Secure Nation

- 6. Clean Water and Sanitation



Multiple locations

- Drinking water filtration plant at Agwan village of capacity 5m3/hr, where around 5,500 people benefited
- Rain water harvesting and Borewell for increasing ground water table

Social licensing to operate at various locations with a goal to improve quality of life imperatives

AESL: Key Social Indicators and Milestones

Social

Material Categories	Material Themes	Key Performance Indicators	Baseline	Target (FY23-24)
Health & Safety	Work related injury	Rate of fatalities per million hours worked	Zero (FY 20-21)	Zero
		Rate of recordable work-related injuries per million man-hours worked	0.33 (FY 20-21)	Zero
	Safety awareness and training	Average hours of training provided per person on health and safety	15.6 (FY 20-21)	Further improve from baseline
Diversity and Inclusion	Measurement of Diversity and Inclusion Metrics and Enforcement of policies	Women as a percentage of new hires and total workforce (%)	New Hire: 5 % Total Workforce: 5%	New Hire: 10% Total Workforce: 6%
Human Rights	Training on human rights	Employees trained in human rights policies or procedures (%)	-	100%
Skills for the future	Skill development trainings	Training and development expenditure for employees (INR)	Rs 3.81 Cr (FY 20-21)	Rs 4.69 Cr
Responsible Procurement	Proportion of spending on local suppliers (%)	Spend on local suppliers against the total procurement budget (%)	99.4 % (FY 20-21)	Maintain FY21 Performance
	Supplier screening on ESG metrics	Suppliers screened on ESG criteria (%)	100% (Critical Suppliers)	100% (Critical Suppliers)

AESL: Governance Philosophy and Focus Areas

Policies

- Environment Policy covered in BR Policy

- Corporate Social Responsibility Policy
- Occupational Health and Safety Policy
- Human Rights covered in BR policy

- Related Party Transaction Policy
- Dividend Distribution and Shareholder Return
- Nomination and Remuneration
- Code for Fair Disclosure of UPSI

Committees

- Corporate Responsibility Committee
- Risk Management Committee

- Corporate Social Responsibility Committee
- Stakeholder Relationship Committee

- Audit Committee (100% independent directors)
- Nomination and Remuneration Committee (100% independent directors)
- Risk Management committee
- Info tech and data security committee

Assurance

Corporate Responsibility Committee

Established "CRC" to provide assurance for all ESG commitments comprising of 100% Independent directors

Enabling board backed assurance leading to lower risk to stakeholders

AESL: Key Governance Indicators and Milestones

Governance

Material Categories	Material Themes	Key Performance Indicators	Baseline	Actions Taken and Goals
Board Gender Diversity	Board Gender Diversity	Balance the board composition in terms of men and women directors	16.6% - women directors in board as of FY21	<ul style="list-style-type: none"> % of women directors in board improved to 28.5%
Board Independence	Great Board Independence and Improved Disclosures	<ul style="list-style-type: none"> Improve board strength and independence Incorporate non-statutory committees Enhance disclosures in board & committee meetings 	<ul style="list-style-type: none"> 6 directors as of FY21 Only statutory committees as of FY21 	<ul style="list-style-type: none"> Board now comprises of total 7 directors with 4 independent directors Enhanced disclosures through formation of new committees with min. 50% IDs (CRC, RMC, PCC, IT & Data Security) Committees chaired by Independent Directors (Audit, NRC, STC)
Code of Conduct	Corruption and Bribery Cases	<ul style="list-style-type: none"> Number of Corruption cases and Bribery and Associated Risks Adoption of Anti Corruption and Bribery Policy % of Governance body members and employees trained on anti-corruption 	<ul style="list-style-type: none"> Zero corruption cases 	<ul style="list-style-type: none"> Zero Case on Corruption and Bribery Board Adopted Anti Corruption and Bribery Policy Identification and Assessment of risks
Anti-competitive Practices	Fines and Settlements	<ul style="list-style-type: none"> Fines or settlements paid related to anti-competitive business practices (INR) 	Zero as of FY21	<ul style="list-style-type: none"> Zero in FY23 and beyond
Customer orientation and satisfaction	Consumer Satisfaction	<ul style="list-style-type: none"> Affordable tariffs Service reliability Sustainable power 	Distribution loss reduction, CSAT surveys, Reliability metrics	<ul style="list-style-type: none"> Competitive tariff through RE power Option to switch to Green power tariff Advanced metering implementation for 12 million consumers
Corporate Governance Standing	ESG Ratings	Improvement in ratings through improved disclosures and adoption of best practices	CSA: 59/100; FTSE: 3.3/5	Target 2023-24: CSA – 67/100 and FTSE: 3.6/5

Notes:

- A) List of non-statutory committees – CRC: Corporate Social Responsibility & Sustainability Committee; PRC: Public Consumer Committee; Information Technology & Data Security Committee; RMC: Risk Management Committee;
- B) List of statutory committees: SRC: Stakeholders' Relationship Committee NRC: Nomination and Remuneration Committee; STC: Securities and Transfer Committee; Audit Committee;
- C) Sub-committees under Risk Management Committee: Mergers & Acquisitions Committee; Legal, Regulatory & Tax Committee; Reputation Risk Committee

Safety Initiatives During Q1FY24

- **Safety training: 47,130** man-hours of safety training and awareness during Q1 FY24
- **Positive Safety Culture:**
 - Enhanced safety awareness through Monthly Safety Quiz Series (MSQS)
 - Conducted 'Electrical Safety at Home' & "Electrical , Fire Safety & Cracker Safety' Webinar for Consumers, Employees & General Public
 - Campaign on 'UCHAAI: Knowing Heights Better ' conducted at multiple sites on 5C model (Climb, Control, Competence, Capacity and Check)
- **Safety Checks and Assurances(SCA):** To strengthen safety and increase the effectiveness of safety management at sites, quarterly safety checks and assurance on 3 pre-declared topics are given by sites
- **"Saksham"** - Mandatory Contractor Workmen Incubation & Induction Program was conducted at various sites to enhance training effectiveness
- Awarded with **21st Annual Greentech Safety Award 2023** in safety excellence category
- Received **OHSSAI Foundation's Safety Award** in Gold Category in AEML business
- Observance of Fire Service Week across all locations.

Safety Performance in Q1FY24

Safety Parameters	Transmission		Distribution (AEML)	
	Q1FY24	Q1FY23	Q1FY24	Q1FY23
Near Miss Reporting (Awareness)	1,370	1,391	1,472	1,364
Suraksha Samwad (Safety Dialogue)	1,902	2,925	7,306	8,546
LTI	1	0	1	5
Fatalities	0	0	0	1
LTIFR (LTI Frequency Rate)	0.32	0	0.2	0.94
LTI (LTI Severity Rate)	6.38	0	10.83	1148.67
Safety training (in Man-Hours)	34,178	39,192	12,952	7,718





adani
Energy Solutions

Recent Award and Achievements

AESL: Recent Awards & Achievements

Adani Energy Solutions has won the prestigious **Golden Peacock Award in Environment Management (GPEMA)**. This award underscores company's commitment to sustainable practices.

AEML secured **Rank 1 out of 71 discoms evaluated and scored 99.6% out of 100 in the Integrated Discom Ranking released by the Ministry of Power**. The evaluation is based on financial sustainability, performance excellence, and external environment

AESL is in the Top 50 of India's Most Sustainable Companies in the annual ranking of BW Business World. **AESL was featured in the top 3 most sustainable companies** by prioritising sustainable practices.

AESL's 37 operational sites are now **certified as 'Single-use Plastic Free'** strengthening our commitment to SDG 12

Received ICAI Awards for Excellence in Financial Reporting for the year 2021-22 (Bronze Plaque in Infrastructure and Construction Sector Category (turnover above Rs 500 Cr))

AESL won **five 'Par-Excellence Award'** at 9th National Conclave on 5S, organized by the prestigious Quality Circle Forum of India HQ (QCFI) demonstrating its unparalleled commitment to business excellence.

AESL achieved **Zero Waste to Landfill (ZWL)** certificate for all O&M sites from Intertek

Enlightened Growth Leadership Award 2022 for best-in-class sustainable business practices from Frost & Sullivan Institute

Attained **Water Positive** certification from DNV which signifies water credit is higher than the water consumed



Annexure- Rating and Operational and Under-construction Asset Portfolio

AESL and AEML Credit Ratings

International – ATSOL Obligor Group (Transmission business) (Reg S/ 144A)

Rating Agency	Facility	Rating/Outlook
Fitch	Dollar Bond	BBB-/Stable
Moody's	Dollar Bond	Baa3/Negative

International – AESL USPP (Transmission business) (Reg D)

Rating Agency	Facility	Rating/Outlook
Fitch	Dollar Bond	BBB-/Stable
Moody's	Dollar Bond	Baa3/Stable

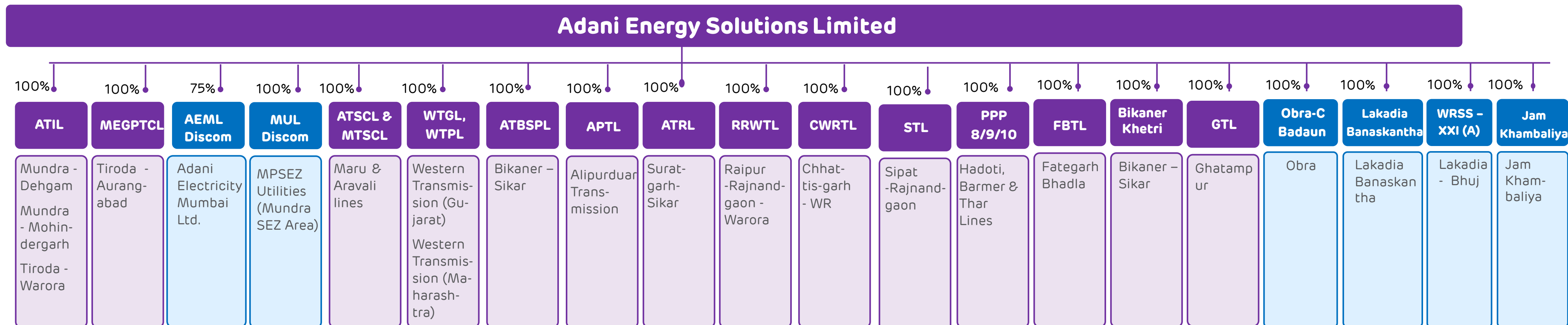
International – AEML US\$ 1 bn (Reg S/144A) and US\$ 300 mn GMTN (Distribution business)

Rating Agency	Facility	Rating/Outlook
Fitch	Dollar Bond (for both)	BBB-
S&P	Dollar Bond (US\$ 1 bn)	BBB-/Negative
Moody's	Dollar Bond (for both)	Baa3/Negative

SPV Ratings - Domestic

Company	Rating Agency	Rating	Outlook
AESL	India Ratings	AA+	Negative
AESL	ICRA	A1+	Stable
MEGPTCL	India Ratings	AA+	Negative
ATIL	India Ratings	AA+	Negative
WTGL	India Ratings	AAA	Stable
WTPL	India Ratings	AA+	Stable
MTSCL	India Ratings	AA-	Stable
ATSCL	CARE	A	Stable
ATBSPL	India Ratings	AA-	Positive
FBTL	CARE	A+	Stable
OBTL	CARE	A	Stable
AEML	India Ratings / Crisil	AA+	Stable
JKTL	India Ratings	A-	Stable
WKTL	India Ratings	A-	Stable
Alipurduar	India Ratings / Crisil	AAA	Stable

AESL's Operational Asset Portfolio (T&D) as of Q1 FY24 (June 2023)

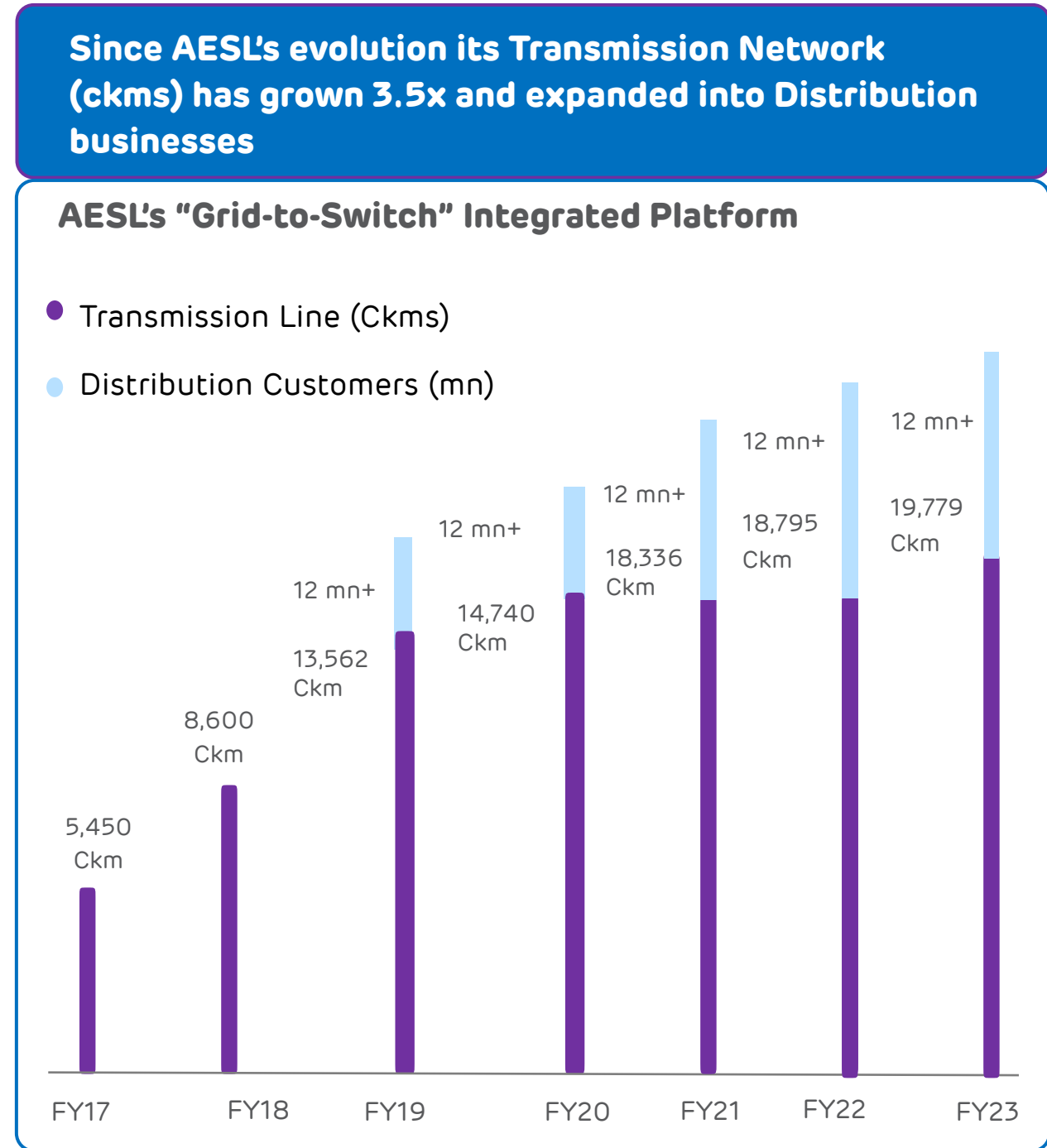


Operating Assets															Projects Operationalised in FY23					
A	3,834 ckms	1,217 ckms	573 ckms	148 ckms	397 ckms	3,063 ckms	343 ckms	650 ckms	278 ckms	611 ckms	434 ckms	348 ckms	413 ckms	292 ckms	481 ckms	897 ckms	630 ckms	352 ckms	292 ckms	38 ckms
B	6,630 MVA	6,000 MVA	3,250 MVA	360 MVA	1,360 MVA	-	-	-	-	-	630 MVA	-	585 MVA	-	-	-	950 MVA	-	3000 MVA	2500 MVA
C	c. 27 years	c. 30 years	c. 14 years	c. 11 years	c. 29 years	c. 30 years	c.32 years	c.35 years	c. 33 years	c. 34 years	c. 34 years	c. 34 years	c. 34 years	c. 35 years	c. 35 years	c. 35 years	N/A	c. 35 years	C. 35 years	c. 35 years
D	Regulated return (ROA)	Regulated return (ROA)	Regulated return (ROA)	Regulated return (ROA)	Fixed tariff (TBCB)	Fixed tariff (TBCB)	Fixed tariff (TBCB)	Fixed tariff (TBCB)	Fixed tariff (TBCB)	Fixed tariff (TBCB)	Fixed tariff (TBCB)	Fixed tariff (TBCB)	Fixed tariff (TBCB)	Fixed tariff (TBCB)	Fixed tariff (TBCB)	Fixed tariff (TBCB)	Fixed tariff (TBCB)	Fixed tariff (TBCB)	Fixed tariff (TBCB)	Fixed tariff (TBCB)
E	Centre / State	State	State	State	State	Centre	State	Centre	State	Centre	Centre	Centre	State	Centre	Centre	State	State	Centre	Centre	Centre
F	INR 49.6 Bn	INR 57.7 Bn	INR 75 Bn	INR 0.4 Bn	INR 3.9 Bn	INR 18.2 Bn	INR 2.2 Bn	INR 10.8 Bn	INR 1.3 Bn	INR 12.1 Bn	INR 9.5 Bn	INR 5.4 Bn	INR 4.4 Bn	INR 5.5 Bn	INR 8.5 Bn	INR 18.2 Bn	INR 7.4 Bn	INR 7.0 Bn	INR 8.1 Bn	INR 3.2 Bn

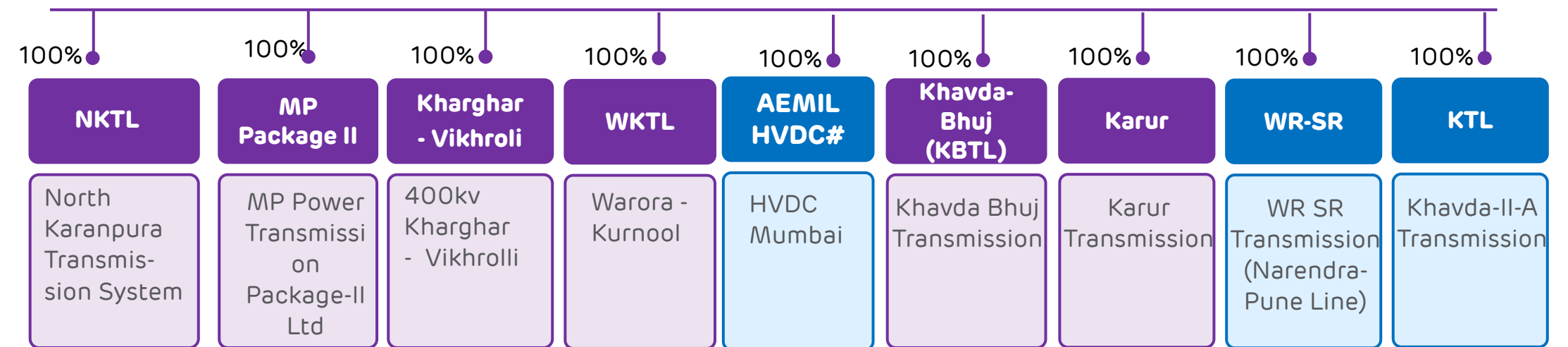
A Transmission line length **B** Transformation capacity **C** Residual concession life / License period **D** Contract Type **E** Counterparty **F** Asset Base⁽¹⁾

Notes: ATIL - Adani Energy Solutions (India) Limited; MEGPTCL - Maharashtra Eastern Grid Power Transmission Co. Limited; AEML: Adani Electricity Mumbai Limited (Distribution business); ATBSPL: Adani Energy Solutions Bikaner Sikar Private Limited; STL - Sipat Transmission Limited; RRWTL - Raipur Rajnandgaon Warora Transmission Limited; CWTL – Chhattisgarh WR Transmission Limited; ATRL – Adani Energy Solutions (Rajasthan) Limited; ATSCL – Aravali Transmission Service Company Limited; MTSCl – Maru Transmission Service Company Limited, WRSS M – Western Region System Strengthening Scheme Maharashtra, WRSS G – Western Region System Strengthening Scheme Gujarat, (1) Asset base for operational assets as per project cost and Mumbai GTD (AEML) as per Regulated Asset Base

AESL's Under-construction Transmission Asset Portfolio as of Q1 FY24 (June 2023)



Adani Energy Solutions Limited



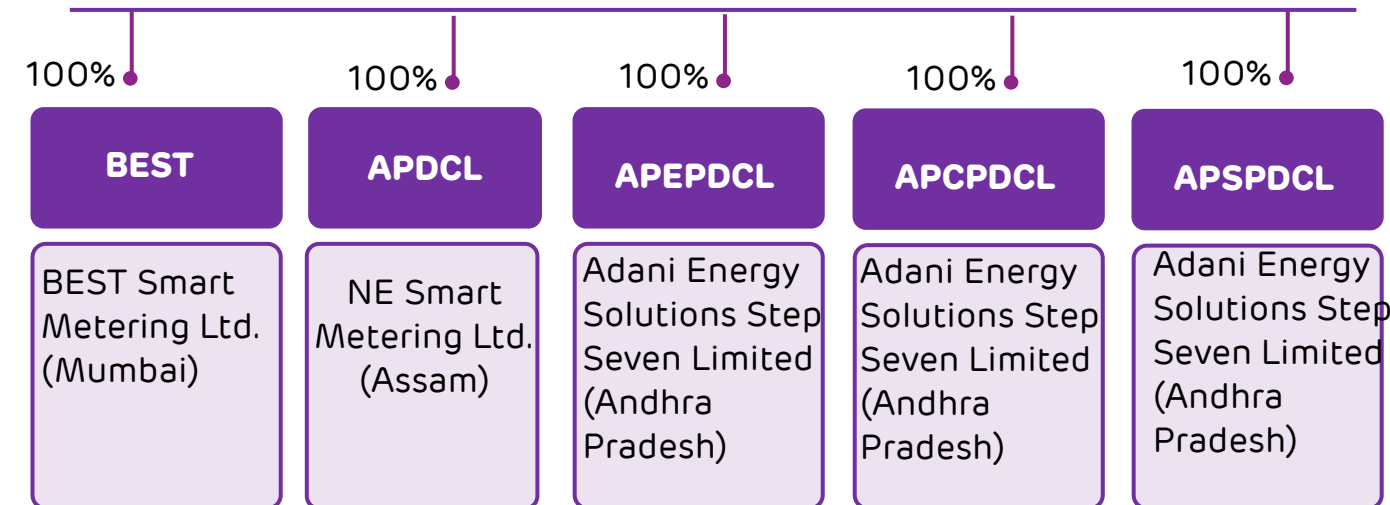
	Under Construction							Recently Won	
A	304 ckms	1,060 ckms	74 ckms	1,756 ckms	80 ckms	221 ckms	10 ckms	630 ckms	354 ckms
B	1,000 MVA	2,736 MVA	1500 MVA	3500 MVA	1,000 MW	4,500 MW	1,000 MW	6,000 MW	-
C	N/A	N/A	N/A	N/A	N/A	N/A	N/A	N/A	N/A
D	Fixed tariff (TBCB)	Fixed tariff (TBCB)	Fixed tariff (TBCB)	Fixed tariff (TBCB)	Regulated Return (ROA)	Fixed tariff (TBCB)	Fixed tariff (TBCB)	Fixed tariff (TBCB)	Fixed tariff (TBCB)
E	Centre	State	State	Centre	State	Centre	Centre	Centre	Centre
F	INR 6.7 Bn	INR 12 Bn	INR 18.9 Bn	INR 35 Bn	INR 70 bn	INR 12 bn	INR 2 bn	INR 22 bn	INR 12 bn
G	Sept.-22 - July'24	Dec-23	Dec-23	Aug-23	Mar-25	Jan-24	Aug-23	Aug-24	Mar-25

- A** Transmission line length
- B** Transformation capacity
- C** Residual concession life / License period
- D** Contract type
- E** Counterparty
- F** Asset base⁽¹⁾
- G** COD⁽²⁾

Notes: 1) Asset base for under-construction assets – as per the estimated project cost as of March 2023; (2) Provisional Commercial Operation Date (COD); NKTL – North Karanpura Transco Limited; GTL: Ghatampur Transmission Limited; OBTL: Obra Transmission Limited; LBTL: Lakadia Bhuj Transmission Limited; JKTL: Jam Khambaliya Transmission Limited; KVTL: Kharghar Vikhroli Transmission Limited; WKTL: Warora Kurnool Transmission Limited
 #AEMIL - Adani Electricity Mumbai Infra Limited 100% shares are currently being held by AEMIL. Due to CERC restrictions 51% shares are pledged in favor of AESL

AESL's Smart Metering Under-construction Portfolio as of Q1 FY24 (June 2024)

Adani Energy Solutions Limited



Under Construction

	BEST	APDCL	APEPDCL	APCPDCL	APSPDCL
A	1.1	0.8	0.8	1.0	1.0
B	13.0	8.4	10.5	12.8	13.9
C	120	120	120	120	120
D	Yes	Yes	Yes	Yes	Yes
E	DBFOT	DBFOT	DBFOT	DBFOT	DBFOT
F	Oct'22	Feb'23	June'23	June'23	June'23

- A** Smart Meters Quantity (in million)
- B** Contract Value (in Rs Billion)
- C** Contract Period (months)
- D** Capex + O&M
- E** Contract Type
- F** Month of Award

Legal Disclaimer

The information contained in this presentation is provided by Adani Energy Solutions Limited (together with its subsidiaries, the "Company" or "AESL") to you solely for your reference and for information purposes only. This presentation is highly confidential and is being given solely for your information and your use, and may not be retained by you or copied, reproduced or redistributed to any other person in any manner nor any part thereof may be (i) used or relied upon by any other party or for any other purpose; (ii) copied, photocopied, duplicated or otherwise reproduced in any form or by any means; or (iii) re-circulated, redistributed, passed on, published in any media, website or otherwise disseminated, to any other person, in any form or manner, in part or as a whole, without the prior written consent of the Company. Any unauthorized use, disclosure or public dissemination of information contained herein is prohibited. This presentation does not purport to be a complete description of the markets' conditions or developments referred to in the material. Certain statements made in this presentation may not be based on historical information or facts and may be "forward-looking statements," including those relating to general business plans and strategy of Adani Energy Solutions Limited ("AESL"), their future outlook and growth prospects, and future developments in their businesses and their competitive and regulatory environment, and statements which contain words or phrases such as 'will', 'expected to', etc., or similar expressions or variations of such expressions. Actual results may differ materially from these forward-looking statements due to a number of factors, including future changes or developments in their business, their competitive environment, their ability to implement their strategies and initiatives and respond to technological changes and political, economic, regulatory and social conditions in India. This presentation is for private circulation only and does not constitute a prospectus, offering circular or offering memorandum or an offer, or a solicitation of any offer, to purchase or sell, any shares and should not be considered as a recommendation that any investor should subscribe for or purchase any of AESL's shares. Neither this presentation nor any other documentation or information (or any part thereof) delivered or supplied under, or in relation, to the shares shall be deemed to constitute an offer of or an invitation by or on behalf of AESL. AESL, as such, makes no representation or warranty, express or implied, as to, and does not accept any responsibility or liability with respect to, the fairness, accuracy, completeness or correctness of any information or opinions contained herein. The information contained in this presentation, unless otherwise specified is only current as of the date of this presentation. This presentation is for general information purposes only, without regard to any specific objectives, financial situations or informational needs of any particular person. This presentation should not be used as a basis for any investment decision or be relied upon in connection with, any contract, commitment or investment decision whatsoever. This presentation does not constitute financial, legal, tax or other product advice. Potential investors must make their own assessment of the relevance, accuracy and adequacy of the information contained in this presentation and must make such independent investigation as they may consider necessary or appropriate for such purpose. The statements contained in this presentation speak only as at the date as of which they are made, and the Company expressly disclaims any obligation or undertaking to supplement, amend or disseminate any updates or revisions to any statements contained herein to reflect any change in events, conditions or circumstances on which herein to reflect any change in events, conditions or circumstances on which any such statements are based. Neither the Company nor any of its respective affiliates, its board of directors, its management, advisers or representatives, including any lead managers and their affiliates, or any other persons that may participate in any offering of securities of the Company, shall have any responsibility or liability whatsoever (in negligence or otherwise) for any loss howsoever arising from any use of this presentation or its contents or otherwise arising in connection with this presentation. AESL assumes no responsibility to publicly amend, modify or revise any forward looking statements, on the basis of any subsequent development, information or events, or otherwise. Unless otherwise stated in this document, the information contained herein is based on management information and estimates. The information contained herein is subject to change without notice and past performance is not indicative of future results. AESL may alter, modify or otherwise change in any manner the content of this presentation, without obligation to notify any person of such revision or changes. Certain statements made in this presentation may be "forward looking statements" for purposes of laws and regulations of India and other than India. These statements include descriptions regarding the intent, belief or current expectations of the Company or its directors and officers with respect to the results of operations and financial condition, general business plans and strategy, the industry in which the Company operates and the competitive and regulatory environment of the Company. These statements can be recognized by the use of words such as "expects," "plans," "will," "estimates," "projects," "targets," or other words of similar meaning. Such forward-looking statements are not guarantees of future performance and involve risks and uncertainties, and actual results may differ from those in such forward-looking statements as a result of various factors and assumptions, including future changes or developments in the Company's business, its competitive environment, information technology and political, economic, legal, regulatory and social conditions in India, which the Company believes to be reasonable in light of its operating experience in recent years. The Company does not undertake to revise any forward-looking statement that may be made from time to time by or on behalf of the Company. Please note that the past performance of the Company is not, and should not be considered as, indicative of future results. No person is authorized to give any information or to make any representation not contained in and not consistent with this presentation and, if given or made, such information or representation must not be relied upon as having been authorized by or on behalf of AESL.. This presentation does not constitute an offer or invitation to purchase or subscribe for any securities in any jurisdiction, including the United States. No part of its should form the basis of or be relied upon in connection with any investment decision or any contract or commitment to purchase or subscribe for any securities. None of our securities may be offered or sold in the United States, without registration under the U.S. Securities Act of 1933, as amended, or pursuant to an exemption from registration therefrom. This presentation is confidential and may not be copied or disseminated, in whole or in part, and in any manner. This presentation contains translations of certain Rupees amounts into U.S. dollar amounts at specified rates solely for the convenience of the reader.

Investor Relations:

VIJIL JAIN

Lead Investor Relations

✉ Vijil.Jain@adani.com

☎ +91 79 2555 7947

✉ Investor.atl@adani.com

MUSHKILON KI
NAHI SUNTE,
HUM KARKE
DIKHATE HAIN.

#HumKarkeDikhateHain

adani

adani
Energy Solutions

adani
Energy Solutions

Thank You