



Renewables

Date: June 23, 2022

To

BSE Limited
P J Towers,
Dalal Street,
Mumbai – 400 001
Scrip Code: 541450

The National Stock Exchange of India Limited
"Exchange Plaza",
Bandra – Kurla Complex,
Bandra (E), Mumbai – 400 051
Scrip Code: ADANIGREEN

Dear Sir,

Sub: Intimation of Analysts / Institutional Investors Meeting - Presentation

Pursuant to Regulation 30 of the SEBI (Listing Obligations and Disclosure Requirements) Regulations, 2015 and in furtherance to Company's intimation dated May 26, 2022, the presentation for the interaction with investors / external parties is enclosed herewith and also being uploaded on website of the Company www.adanigreenenergy.com.

You are requested to take the same on your records.

Thanking You

Yours Faithfully,

For, Adani Green Energy Limited


Pragnesh Darji
Company Secretary



Adani Green Energy Limited
Adani Corporate House, Shantigram,
Nr Vaishno Devi Circle, S G Highway
Khodiyar, Ahmedabad 382 421
Gujarat, India
CIN: L40106GJ2015PLC082007

Tel +91 79 2555 5555
Fax +91 79 2555 5500
investor.agel@adani.com
www.adanigreenenergy.com

Registered Office: Adani Corporate House, Shantigram, Nr. Vaishno Devi Circle,
S G Highway, Khodiyar, Ahmedabad – 382 421, Gujarat, India

Adani Green Energy Limited

ESG Presentation
June 2022



CONTENTS

1 Adani Group

2 AGEL: Company Profile

3 AGEL: ESG

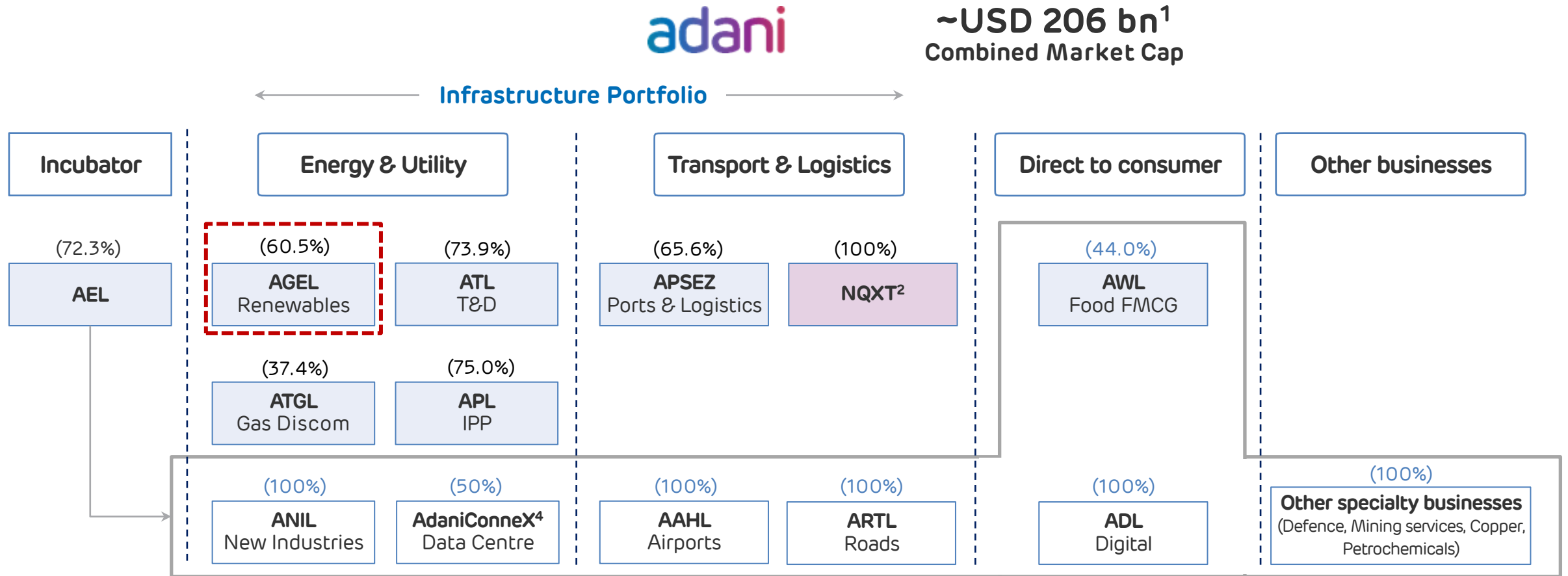
4 AGEL: Investment Case



Adani Group



Adani: A World Class Infrastructure & Utility Portfolio



(%): Promoter equity stake in Adani Portfolio companies

(%): AEL equity stake in its subsidiaries

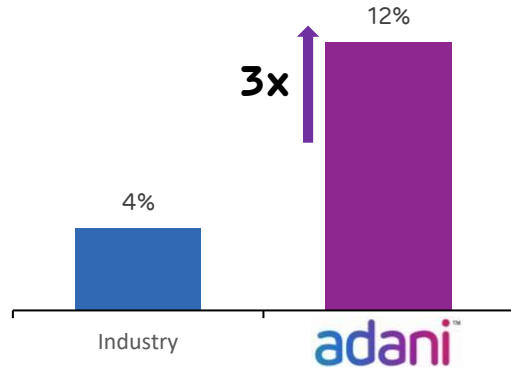
- Represents public traded listed verticals

A multi-decade story of high growth and derisked cash flow generation

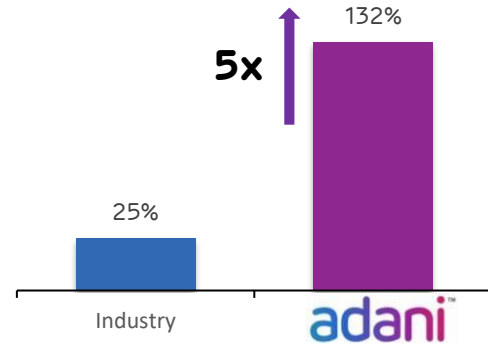
1. Combined market cap of all listed entities as on Apr 29, 2022, USD/INR – 76.5 | 2. **NQXT**: North Queensland Export Terminal | 3. **ATGL**: Adani Total Gas Ltd, JV with Total Energies | 4. Data center, JV with EdgeConnex, **AEL**: Adani Enterprises Limited; **APSEZ**: Adani Ports and Special Economic Zone Limited; **ATL**: Adani Transmission Limited; **T&D**: Transmission & Distribution; **APL**: Adani Power Limited; **AGEL**: Adani Green Energy Limited; **AAHL**: Adani Airport Holdings Limited; **ARTL**: Adani Roads Transport Limited; **ANIL**: Adani New Industries Limited; **AWL**: Adani Wilmar Limited; **ADL**: Adani Digital Limited; **IPP**: Independent Power Producer

Adani: Decades long track record of industry best growth rates across sectors

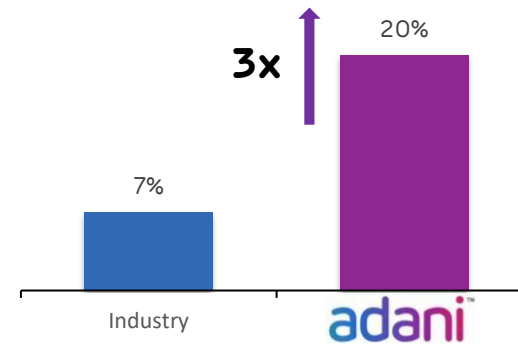
Port Cargo Throughput (MMT)



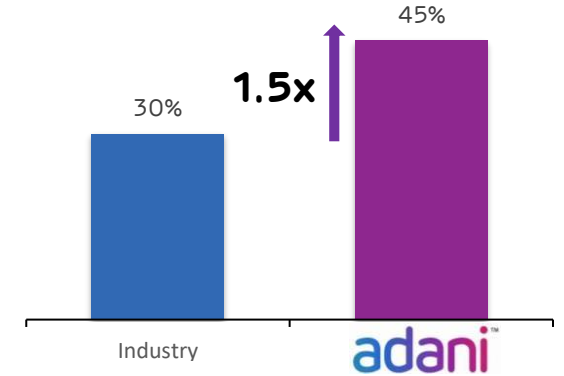
Renewable Capacity (GW)



Transmission Network (ckm)



CGD⁷ (GAs⁸ covered)



2014	972 MMT	113 MMT
2021	1,246 MMT	247 MMT

2016	46 GW	0.3 GW
2021	150 GW ⁹	20.4 GW ⁶

2016	320,000 ckm	6,950 ckm
2021	441,821 ckm	18,875 ckm

2015	62 GAs	6 GAs
2021	293 GAs	52 GAs



APSEZ

Highest Margin among Peers globally
EBITDA margin: 70%^{1,2}
 Next best peer margin: 55%



AGEL

Worlds largest developer
EBITDA margin: 91%^{1,4}
 Among the best in Industry



ATL

Highest availability among Peers
EBITDA margin: 92%^{1,3,5}
 Next best peer margin: 89%



ATGL

India's Largest private CGD business
EBITDA margin: 41%¹
 Among the best in industry





Transformative model driving scale, growth and free cashflow

Note: 1. Data for FY21; 2. Margin for ports business only, Excludes forex gains/losses; 3. EBITDA = PBT + Depreciation + Net Finance Costs – Other Income; 4. EBITDA Margin represents EBITDA earned from power supply 5. Operating EBITDA margin of transmission business only, does not include distribution business. 6. Contracted & awarded capacity 7. CGD: City Gas distribution 8. GAs - Geographical Areas - Including JV | Industry data is from market intelligence 9. This includes 17GW of renewable capacity where PPA has been signed and the capacity is under various stages of implementation and 29GW of capacity where PPA is yet to be signed'

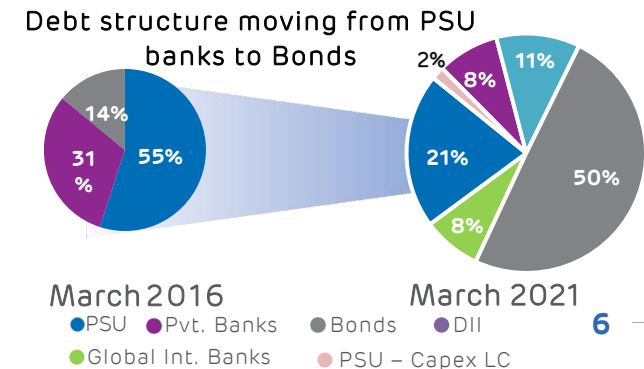
Adani: Repeatable, robust & proven transformative model of investment



	Origination	Site Development	Construction	Operation	Capital Mgmt
Activity	<ul style="list-style-type: none"> Analysis & market intelligence Viability analysis Strategic value 	<ul style="list-style-type: none"> Site acquisition Concessions & regulatory agreements Investment case development 	<ul style="list-style-type: none"> Engineering & design Sourcing & quality levels Equity & debt funding at project 	<ul style="list-style-type: none"> Life cycle O&M planning Technology enabled O&M 	<ul style="list-style-type: none"> Redesigning the capital structure of the asset Operational phase funding consistent with asset life

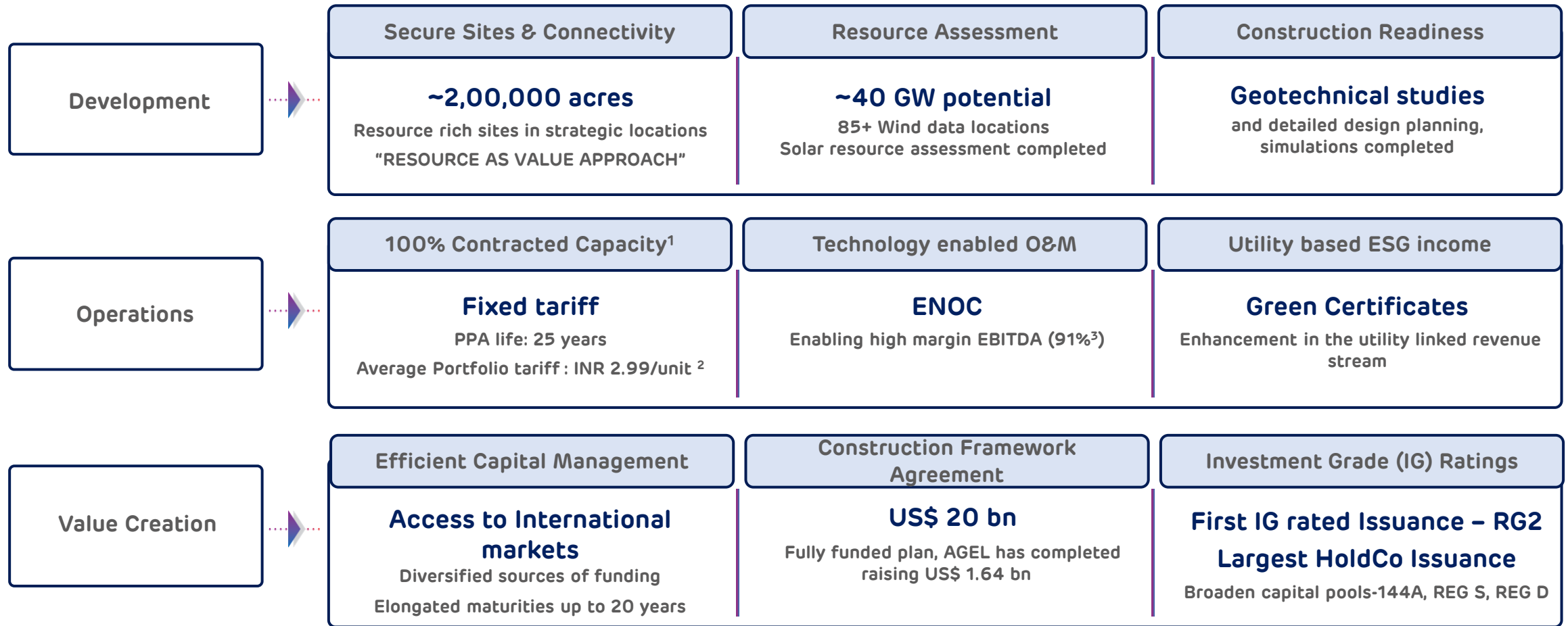
	Phase	Development	Construction	Operations
Performance	<p>India's Largest Commercial Port (at Mundra)</p> <p>Highest Margin among Peers</p> 	<p>Longest Private HVDC Line in Asia (Mundra - Mohindergarh)</p> <p>Highest availability</p> 	<p>648 MW Ultra Mega Solar Power Plant (at Kamuthi, TamilNadu)</p> <p>Constructed and Commissioned in nine months</p> 	<p>Energy Network Operation Center (ENOC)</p> <p>Centralized continuous monitoring of plants across India on a single cloud based platform</p> 

- First ever **GMTN of USD 2Bn** by an energy utility player in India - an SLB in line with COP26 goals - at AEML
- AGEL's tied up "**Diversified Growth Capital**" with revolving facility of USD 1.64 Bn - fully fund its entire project pipeline
- Issuance of **20 & 10 year dual tranche bond** of USD 750 mn - APSEZ the only infrastructure company to do so
- **Green bond** issuance of USD 750 mn establishes AGEL as India's leading credit in the renewable sector



O&M: Operations & Maintenance, HVDC: High voltage, direct current, PSU: Public Sector Undertaking (Public Banks in India), GMTN: Global Medium Term Notes SLB: Sustainability Linked Bonds, AEML: Adani Electricity Mumbai Ltd. IG: Investment Grade, LC: Letter of Credit, DII: Domestic Institutional Investors, COP26: 2021 United Nations Climate Change Conference; AGEL: Adani Green Energy Ltd.

AGEL: Replicating Group's Simple yet Transformational Business Model



World's largest solar developer⁽⁴⁾, well positioned for industry leading growth

1. Excluding a small merchant solar capacity of 50 MW
 2. Average tariff for locked-in growth of 20.4 GW
 3. EBITDA margin from power supply in FY21
 4. According to Mercom Capital Group report titled "Leading Global Large-Scale Solar PV Developers" dated August 2020

PPA: Power Purchase Agreement, ENOC: Energy Network Operations Centre, EBITDA: Earnings before Interest, tax, depreciation & amortization, OPCO: Operational Company, IG: Investment Grade

Adani & TotalEnergies Renewable Partnership

Adani and TotalEnergies have a long-term partnership and commitment to expanding the renewable footprint through AGEL



- Amongst **Largest infrastructure and real asset platform** with deep expertise and experience in developing large scale infrastructure projects in India
- **Fully integrated** energy player in India
- Disciplined yet **transformational capital management approach**, applied across infrastructure sub sectors
- **Strong supply chain integration**
- Commenced renewable journey in India through AGEL in 2015 setting up the **then largest solar power project in the world**
- AGEL has signed UN Energy Compact committing to develop and operate **Renewable Energy Generation Capacity of 25 GW by 2025** and **45 GW by 2030** and to keep average tariff below Average Power Purchase Cost at national level

- One of the largest energy players in the world with presence across 130 countries & a leading liquefied natural gas player globally
- **Net Zero ambition by 2050** and ambition to achieve **100 GW of gross installed renewable power generation capacity by 2030.**
- Deep focus on new renewable energy technology **R&D** to reduce cost of energy and assist in grid adoption
- Adani and TotalEnergies have formed a **“strategic alliance”** across renewables, city gas distribution, LNG terminals.
- TotalEnergies owns **20% stake** ¹ in AGEL and **50% Stake** ² in Adani Green Energy Twenty-Three Limited (housing 2.3 GW of operating solar projects)
- **TotalEnergies has board representation in AGEL and is present on Audit Committee of AGEL**

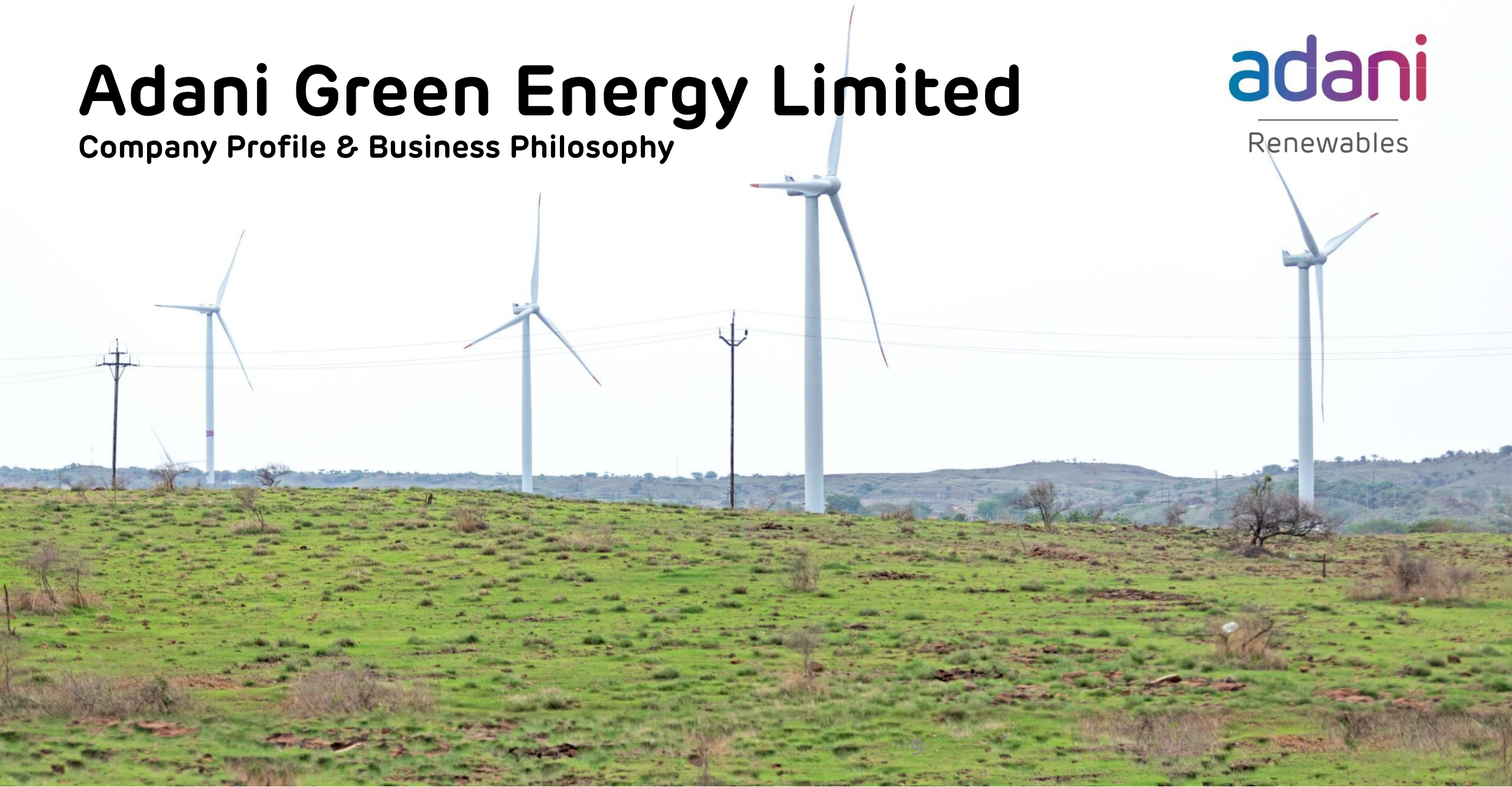
Embedded Teams in plant O&M and development for exchanging ideas and best practices

Adani and TotalEnergies jointly working to achieve global best practices of governance

Adani Green Energy Limited

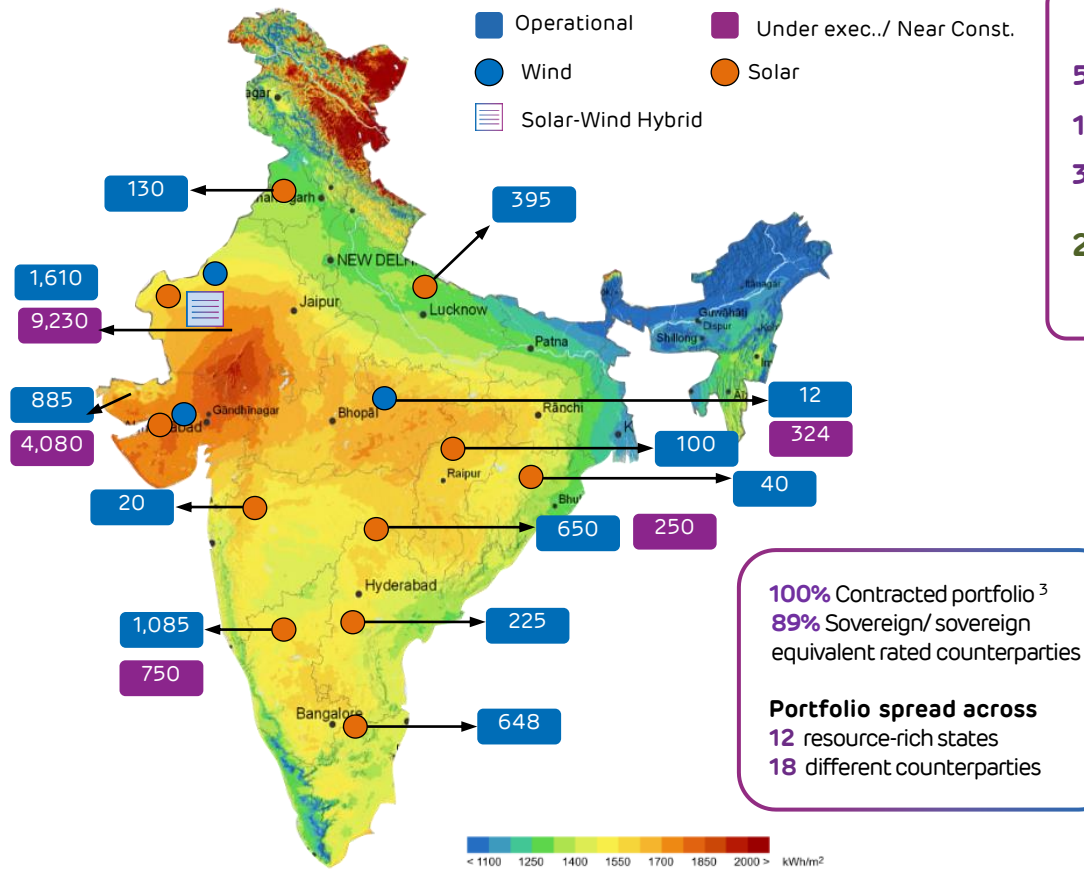
Company Profile & Business Philosophy

adani
Renewables



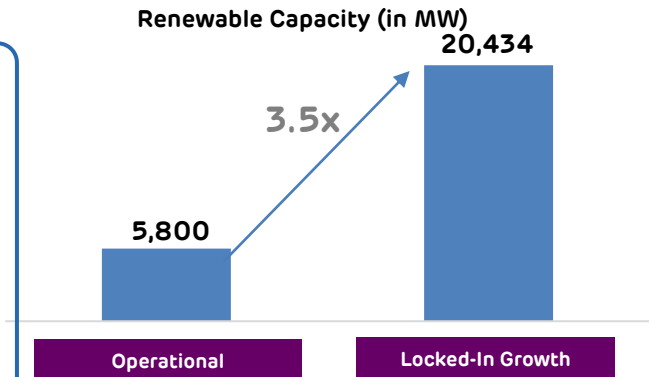
AGEL: Leading Renewable Energy player in India

Pan India Presence ¹

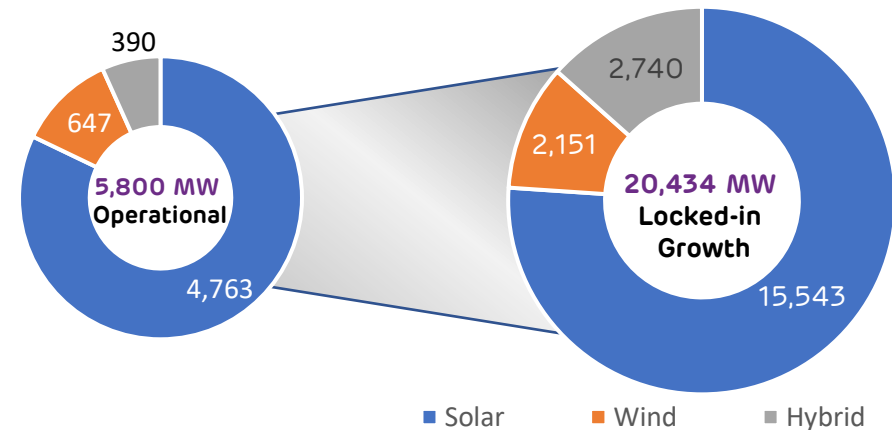


3.5x Locked-in Growth

5,800 MW - Operational
11,401 MW - Under execution
3,233 MW - Near Construction ²
20,434 MW - Locked-in Growth



Source-wise Capacity Breakup (in MW)



Signed UN Energy Compact committing to develop and operate 45 GW renewable energy capacity by 2030

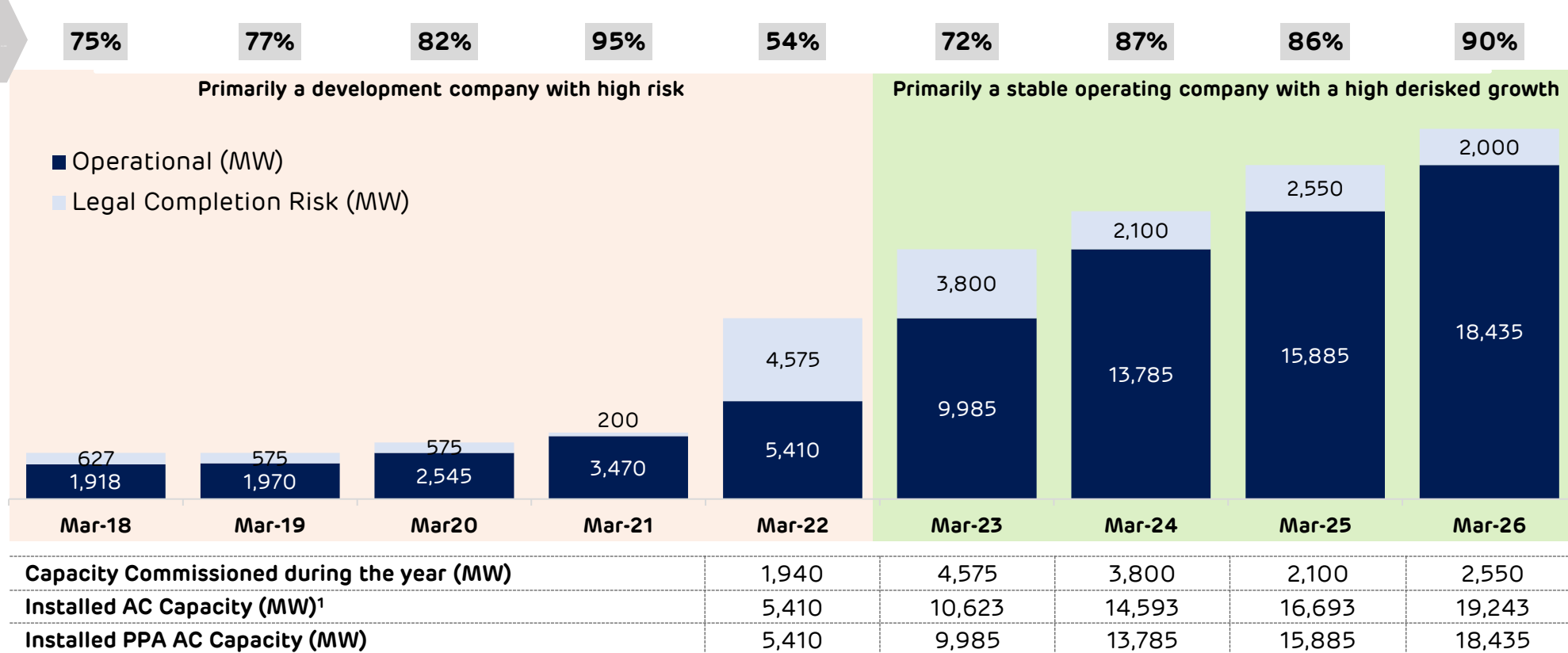
1. The indicated location for projects under execution/ near construction is based on current planning and is subject to change.
 2. Includes projects for which Letter of Award has been received and PPA is to be signed.
 3. Excluding a small merchant solar capacity of 50 MW

Growth and Cash Generation capability Derisked

Assets contracted under 25 year PPA, **89% of contracted capacity on fully built basis is contracted to sovereign / sovereign equivalent counterparties**

Development risk to reduce with increasing proportion of Operating Capacity (for locked-in portfolio of 20.4 GW)

Operating capacity as % of Operational + Legal Completion Risk Capacity



1. The AC Capacity and PPA AC Capacity is the same for standalone solar and standalone wind projects. For solar-wind hybrid projects, the total AC capacity is higher than the PPA AC capacity.

Project Development Excellence

- ✓ De-risked project pipeline through Advance resource estimation, design & supply chain planning
- ✓ Land resources tied up for growth up to 40 GW & land identified for the next 10 GW
- ✓ Centralized coordination through Project Management & Assurance Group (PMAG) to ensure timely & cost-effective project execution
- ✓ Systematic and standardized development process with detailed SOPs

O&M Excellence

Analytics driven O&M through Energy Network Operation Center (ENOC) enables real time centralized monitoring of solar & wind plants across India thereby enabling:

- ✓ Maximized Plant availability (~ 100% for Solar) & thereby maximized energy generation
- ✓ Optimized O&M cost thereby enabling EBITDA from Power Supply of over 92%
- ✓ Ease of scaling up capacities

Disciplined & Transformational Capital Management

- ✓ Revolving construction facility of USD 1.64 bn from 20+ international banks to enable smooth sail towards 45 GW by 2030
- ✓ Raised USD 750 mn through Holdco bond issuance with flexibility to raise additional 950 mn to meet equity needs at SPV level
- ✓ De-risked Debt servicing & optimized finance cost with refinancing through placement of international bonds
- ✓ Unlocking cash flows for future growth & bringing in global best practices through strategic alliance with TOTAL Energies, a global Utility major, and recent investment from Abu Dhabi based International Holding Company PJSC (IHC)

De-risking across Project Development, O&M and Capital Management

AGEL: ESG

Decarbonizing the Nation's Growth



AGEL : Robust ESG Assurance Framework



- ✓ Won 2021 Golden Peacock Award for Sustainability
- ✓ CSRHub (Consensus ESG Rating) ranking of 94 percentile, with consistent ranking above Alternative Energy industry average
- ✓ Scored 66/ 100 in DJSI-S&P Global Corporate Sustainability Assessment, 2nd best in Indian Electric Utility sector and significantly better than average World Electric Utility score of 38/ 100
- ✓ MSCI assigned ESG Rating of 'A'
- ✓ CDP 2021 score of 'B'
- ✓ FTSE ESG score of 'FTSE4Good'
- ✓ CRISIL assigned ESG score of 66/ 100, the highest in Power sector

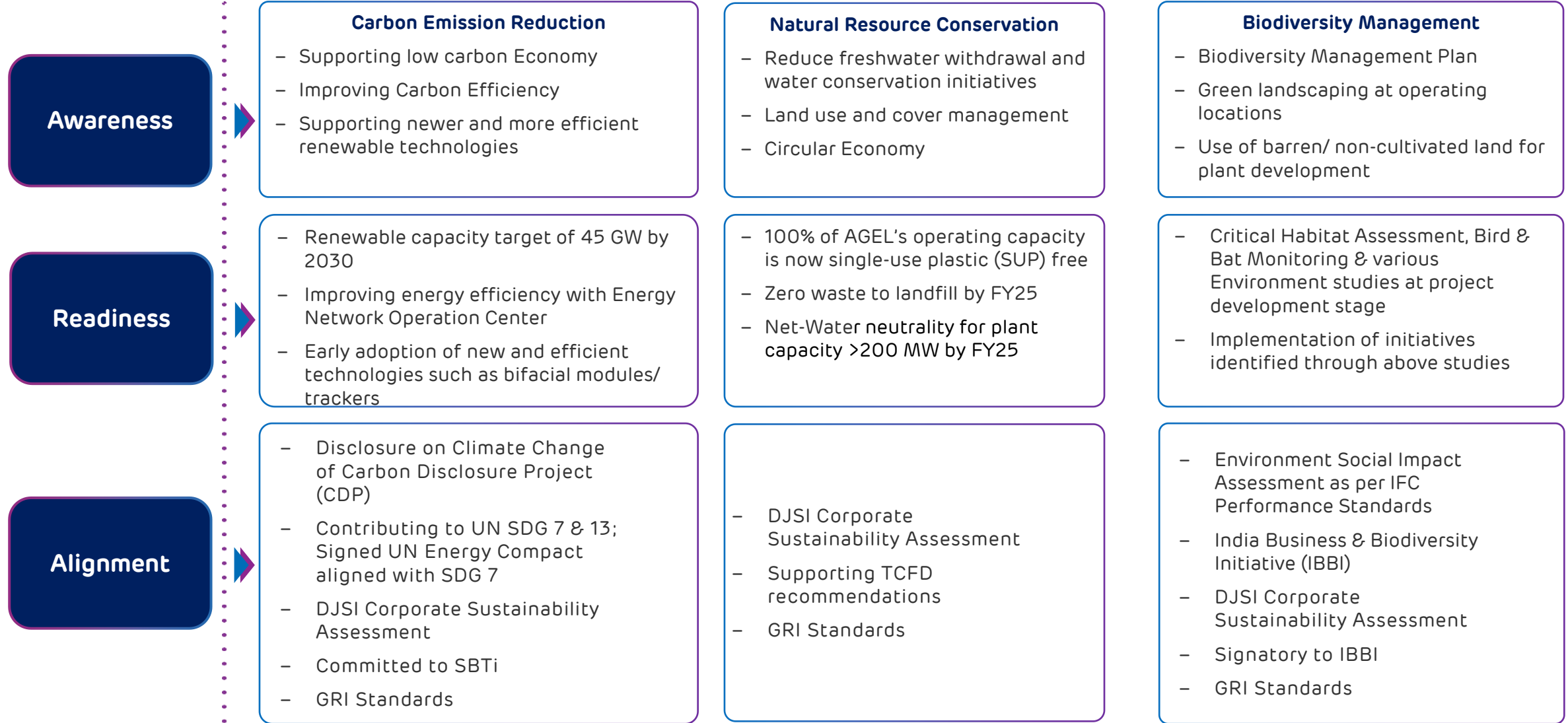
Guiding principles					
United Nations Global Compact	UN Sustainable Development Goals (UN SDGs)	SBTi	India Business & Biodiversity Initiative (IBBI)	Green Bond Principles	IFC E&S Performance Standards

Disclosure Standards		
TCFD	GRI Standards	CDP disclosure

Policy Structure	Focus Area - UNSDGs
E <ul style="list-style-type: none"> - Environment & Energy as part of IMS policy - Biodiversity Policy - Affirmative Action Policy (EV Support & Action) 	<ul style="list-style-type: none"> - Role in climate Action through de-carbonization of Grid - Responsible Consumption and Production - Safety & well-being - Quality Education - Sustainable cities & communities
S <ul style="list-style-type: none"> - Guidelines on Human Rights - Corporate Social Responsibility Policy - Occupational Health & Safety as part of IMS Policy 	
G <ul style="list-style-type: none"> - Board Diversity - Code of Conduct - Related Party Transaction Policy 	

- | Our Commitment |
|---|
| <ul style="list-style-type: none"> - To be in Top 10 companies of the world in ESG benchmarking of electric utility sector by FY25 - To develop and operate renewable energy capacity of 25 GW by 2025 and 45 GW by 2030 - To be Single-use-Plastic-Free (SuPF) company (achieved for 100% operational capacity as of FY22) - To become Zero-Waste-to-Landfill (ZWL) company by FY25 - To become net water neutral for plants more than 200 MW by FY25 - Committed to Health and Safety of workforce with Zero Harm and Zero Leak objective - Inclusive growth by sustaining communities to ensure social license to operate |

AGEL – Environmental Philosophy



AGEL is the founding member of 'Global Alliance on Sustainable Energy'
AGEL is the title funder of the New Climate Change Gallery at the Science Museum in London

AGEL– Adopted UN Sustainable Development Goals



Key Focus Areas



Our Key Social Initiatives mapped to UNSDG

Education 4. Quality Education	Gujarat Rajasthan	<ul style="list-style-type: none"> Enhancing quality of education through adoption of government primary schools. Renovation of public library in Jaisalmer district Distribution of school bags, furniture in 38 schools of Jaisalmer district
Health 3. Good Health & Well Being	Rajasthan & other Locations	<ul style="list-style-type: none"> Winterwear distribution to underprivileged children, distribution of sports material to schools, COVID relief activities, improving health/ sanitization etc
Livelihood 8. Decent Work & Economic Growth	Multiple Locations	<ul style="list-style-type: none"> 3693 direct/ indirect job opportunities provided in FY22 First progress report on UNGC's Ten Principles incl. Human Rights submitted in September 2021
Ecology 7. Affordable and Clean Energy 13. Climate Action 15. Life on Land	Multiple Locations	<ul style="list-style-type: none"> Current average portfolio tariff of Rs. 2.99 per unit much lower than APPC of Rs. 3.85 per unit Renewable capacity target of 45 GW by 2030 AGEL's Energy Compact is accepted by United Nations and showcased at COP 26 meeting in UK Environmental and social risk assessment conducted by third party for 2140 MW Hybrid Projects in Rajasthan and SECI-VIII project in Gujarat
Sustainable Innovation 9. Industry, Innovation & Infrastructure 11. Sustainable Cities & Communities	Multiple Locations	<ul style="list-style-type: none"> Cost efficient operation & higher electricity generation through ENOC Development of semi-automatic module cleaning system to reduce water usage by 46% Cloud based ESG IT platform ProcessMAP implemented across all sites Installation of solar street lights in villages
Responsible Consumption & Production 12. Responsible Consumption & Production 14. Life below Water	Multiple Locations	<ul style="list-style-type: none"> Use of Single-use-plastic reduced to 'zero' from both supply chain and internal operation at 100% AGEL's operational renewable capacity Cleaned and de-silted community water ponds to create extra water holding and ground water recharge capacity that is 1.5x of water consumption at the Kamuthi plant

Alignment with UNSDGs with focus on renewable energy, inclusive growth & sustainable innovation

AGEL – Governance Philosophy



Newly formed Board Committees

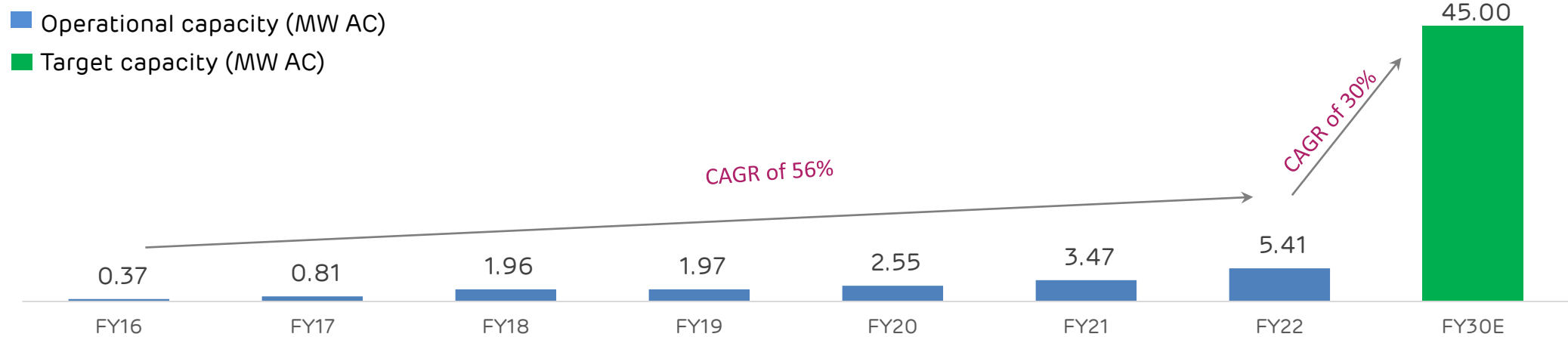
- ✓ Corporate Responsibility Committee with 100% Independent Directors to assure implementation of ESG commitments
- ✓ New Sub-Committees of Risk Management Committee with at least 50% Independent Directors
 - ✓ Mergers & Acquisitions Committee
 - ✓ Legal, Regulatory & Tax Committee
 - ✓ Reputation Risk Committee
- ✓ Information Technology & Data Security Committee with at least 50% Independent Directors

Increased percentage of Independence Directors in Existing Board Committees

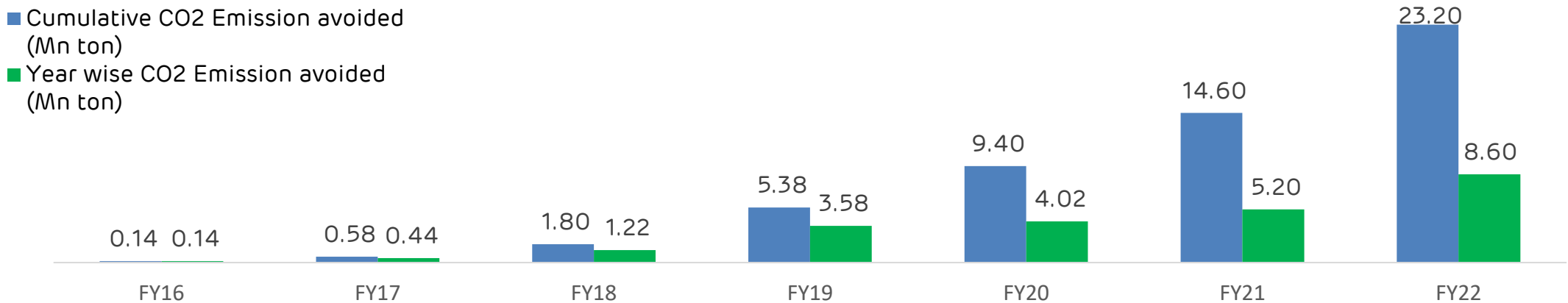
- ✓ Increased from 75% to 100% for Audit Committee and Nomination and Remuneration Committee
- ✓ Increased from 33% to at least 75% for Corporate Social Responsibility Committee
- ✓ Increased from 33% to at least 50% for Risk Management Committee
- ✓ To be at least 50% for Stakeholders Relationship Committee

AGEL: Renewable Capacity build up & resultant CO₂ Emission avoided

Fast-paced Renewable Capacity addition leading to a greener future



CO₂ Emissions avoided (mn ton)



Cumulative CO₂ emission avoided by AGEL is higher than Sri Lanka's annual CO₂ emission ¹

1. Sri Lanka had an annual CO₂ emission of 21.11 mn ton in 2020. Source: <https://ourworldindata.org/co2-emissions#co2-emissions-by-region>

AGEL: Case Study – Reduction in water consumption through newer technologies

Conventional Module Cleaning System (Manual)



Water Consumption / module / cycle

1.3 L



0.7 L



Near Zero

Semi-automatic Module Cleaning System



Robotic Cleaning




Early adoption of newer technologies leading water conservation

AGEL: Case Study - 648 MW solar plant at Kamuthi, Tamil Nadu becomes Water Positive





Aligning to UN Sustainable Development Goal 12



- ✓ Committed to water neutrality through reducing water consumption & conservation of water



New ground water recharge reservoir built
52,982 m³/yr



Estimated water consumption for Kamuthi site
35,670 m³



Water saved in Kamuthi is >1.5x of usage

Certified Water +ve by DNV



First Water Positive Plant of its kind in the World



Aligning to UN Sustainable Goals 12 & 14

- Committed to responsible consumption by way of reducing single-use-plastic usage to 'zero' and thereby help reduce its impact on life below water
- SUP free certification to minimize waste generation under ISO 14001



Eliminated SUP use from Supply-chain

- ✓ Uses identified - e.g. wrapping/ packing material for equipment
- ✓ General Conditions of Contract amended
- ✓ SUP incorporated in quality checklist

Eliminated SUP use in Internal Operations

- ✓ Identified SUPs as defined by United Nations Environmental Program and European Union
- ✓ Training of employees and IMS auditors on SUP
- ✓ Elimination of SUP items from the system



SUP Free certification at Kamuthi set the model followed at renewable plants across India; 100% of AGEL's Operating Capacity is now certified as Single-Use-Plastic Free

Key Commitments

Indicator	FY25 Target	FY22 Target	Status: FY22
Water neutral operating capacity (MW)	100%	40%	40%
Zero waste to landfill operating capacity (MW)	100%	50%	#
Single use plastic free operating capacity (MW)	100%	50%	100%

Implementation underway, external certification to follow

Social Philosophy aligned with UN SDGs with focus on SDG 7, 8, 9 & 13



- 3,693 direct/ indirect job opportunities provided in FY22
- First progress report on UNGC's Ten Principles incl. Human Rights submitted in September 2021



- Current average portfolio tariff of Rs. 2.99 per unit much lower than APPC of Rs. 3.85 per unit and committed to keep it below APPC
- Renewable capacity target of 45 GW by 2030
- AGEL's Energy Compact is accepted by United Nations and showcased at COP 26 meeting in UK
- Environmental and social risk assessment conducted by third party for 2140 MW Hybrid Projects in Rajasthan and SECI-VIII project in Gujarat



- Cost efficient operation & higher electricity generation through ENOC
- Development of semi-automatic module cleaning system to reduce water usage by 46%

- ✓ **AGEL achieves CDP 2021 score of 'B' surpassing the Global average, Asia average and Renewable Energy sector average.** The score reflects AGEL as "A Company taking coordinated action on climate issues".
- ✓ Further, **AGEL receives 2021 CDP Supplier Engagement Rating of 'A-'** which represents 'Leadership (A/A-): Implementing current best practices'.
- ✓ AGEL receives **initial FTSE ESG score of 'FTSE4Good'** leading to its inclusion in the FTSE Russell's ESG focused indices
- ✓ **AGEL becomes founding member of 'Global Alliance on Sustainable Energy'**, which aims to ensure renewable sector is fully sustainable and respects human rights across the entire value chain
- ✓ **AGEL is the title funder of the New Climate Change Gallery at the Science Museum in London, titled as 'Energy Revolution: The Adani Green Energy Gallery'**, which will explore how the world can undergo the fastest energy transition in history to curb climate change
- ✓ **AGEL has signed UN Energy Compact, meant to accelerate global action towards Sustainable Development Goal – 7 'Clean and Affordable Energy'**
- ✓ AGEL becomes the **first Indian member of GRI South Asia charter on Sustainability Imperatives** strengthening its commitment towards UN SDG 7, 9 and 13
- ✓ AGEL adopts a **technical standard developed in association with CII to ensure 'No Net Loss' of biodiversity across all plants** as a voluntary commitment under The India Business and Biodiversity Initiative (IBBI)
- ✓ **AGEL commits to gradual adoption of Electric Vehicles (EVs)** in the company-owned fleet of new vehicles with a goal of 65% EV adoption by 2030 under an initiative of the World Business Council for Sustainable Development (WBCSD) that seeks a new national climate ambition for transport

AGEL: Investment Case



AGEL: Key Investment Highlights

Excellent execution track record

- World class project execution with equipment sourced from **tier 1 suppliers** through **strategic alliances**
- Central monitoring of all project execution by **Project Management & Assurance Group**
- Track record of **executing projects ahead of schedule** vis-a-vis execution timeline

De-risked Project Development

- **Locked in portfolio:** 20.4 GW of which 5.8 GW is commissioned and 14.6 GW is under/ near construction
- **Resource tie-up:** Strategic sites with generation potential of **~40 GW with geotechnical, resource analysis & design work done**
- 20,000+ vendor relationships ensuring effective and timely execution

Predictable & Stable cash-flows of OpCo's

- 25-year long term PPA's; **~89% sovereign / sovereign equivalent rated counterparties** significantly reducing counterparty risk
- Technology backed O&M: ENOC driven Predictive Analytics leading to cost efficient O&M and high performance
- Rapid transition from majority development risk to primary stable operating assets

Capital Management Philosophy

- **Fully funded growth** ensured through Revolving Construction Framework Agreement of **USD 1.64 bn**
- Limits under HoldCo Financing of **USD 1.7 bn** additionally available to fund future projects
- Takeout of construction debt post commissioning – templating the financing from debt capital markets

Strong Sponsorship

- Pedigree of Adani Group: leadership in infrastructure – energy & utility and transport & logistics sectors
- Robust, reliable supply chain backed by strategic investments
- Strategic partnership with French Energy major TotalEnergies SE

Certain statements made in this presentation may not be based on historical information or facts and may be “forward-looking statements,” including those relating to general business plans and strategy of Adani Green Energy Limited (“AGEL”), the future outlook and growth prospects, and future developments of the business and the competitive and regulatory environment, and statements which contain words or phrases such as ‘will’, ‘expected to’, etc., or similar expressions or variations of such expressions. Actual results may differ materially from these forward-looking statements due to a number of factors, including future changes or developments in their business, their competitive environment, their ability to implement their strategies and initiatives and respond to technological changes and political, economic, regulatory and social conditions in India. This presentation does not constitute a prospectus, offering circular or offering memorandum or an offer, or a solicitation of any offer, to purchase or sell, any shares and should not be considered as a recommendation that any investor should subscribe for or purchase any of AGEL’s shares. Neither this presentation nor any other documentation or information (or any part thereof) delivered or supplied under or in relation to the shares shall be deemed to constitute an offer of or an invitation by or on behalf of AGEL.

AGEL, as such, makes no representation or warranty, express or implied, as to, and does not accept any responsibility or liability with respect to, the fairness, accuracy, completeness or correctness of any information or opinions contained herein. The information contained in this presentation, unless otherwise specified is only current as of the date of this presentation. AGEL assumes no responsibility to publicly amend, modify or revise any forward looking statements, on the basis of any subsequent development, information or events, or otherwise. Unless otherwise stated in this document, the information contained herein is based on management information and estimates. The information contained herein is subject to change without notice and past performance is not indicative of future results. AGEL may alter, modify or otherwise change in any manner the content of this presentation, without obligation to notify any person of such revision or changes.

No person is authorized to give any information or to make any representation not contained in and not consistent with this presentation and, if given or made, such information or representation must not be relied upon as having been authorized by or on behalf of AGEL.

This presentation does not constitute an offer or invitation to purchase or subscribe for any securities in any jurisdiction, including the United States. No part of its should form the basis of or be relied upon in connection with any investment decision or any contract or commitment to purchase or subscribe for any securities. None of our securities may be offered or sold in the United States, without registration under the U.S. Securities Act of 1933, as amended, or pursuant to an exemption from registration therefrom.

Investor Relations

VIRAL RAVAL

AGM - Investor Relations
viral.raval@adani.com

+91 79 2555 8581

ARPIT MUNDRA

Asst. Manager - Investor Relations
arpit.mundra@adani.com



adani
Renewables

Thank You