



Date: 25 July 2023

To
Secretary
Listing Department

To
Secretary
Listing Department

BSE Limited

Department of Corporate Services Phiroze
Jeejeebhoy Towers Dalal Street, Mumbai – 400 001
Scrip Code : 540902
ISIN : INE371P01015

National Stock Exchange of India Limited

Exchange Plaza, Bandra Kurla Complex,
Mumbai – 400 050
Scrip Code : AMBER
ISIN : INE371P01015

Dear Sir/Ma'am,

Subject: Investor Presentation on the Unaudited Financial Results (Standalone and Consolidated) of the Company for the quarter ended 30 June 2023


Pursuant to the relevant provisions of SEBI (Listing Obligations and Disclosure Requirements), Regulations, 2015 as amended, please find enclosed herewith Investor Presentation on the Unaudited Financial Results (Standalone and Consolidated) of the Company for the quarter ended 30 June 2023.

This information is submitted to you pursuant to Regulation 30 of the Securities and Exchange Board of India (Listing Obligations and Disclosure Requirements), Regulations, 2015, as amended.

This information will also be hosted on the Company's website, at <https://www.ambergrouppindia.com/investor-events-presentation-head/> for your information and for information of members / participants and public at large.

Kindly take the same into your records and oblige.

Thanking You,
Yours faithfully
For **Amber Enterprises India Limited**

Konika Yadav

(Konika Yadav)
Company Secretary and Compliance officer
Membership No. : A30322

Amber Enterprises India Limited

Corp. Address:
Universal Trade Tower, 1st Floor, Sector 49, Gurgaon-1 22018
Tel.: +91 124 3923000 | Fax: +91 124 3923016,17

Regd. Office:
C-1, Phase II, Focal Point, RajpuraTown-140401, Punjab
Tel.: +91 1762 232126, 232646 | Fax: +91 1762 232127



Amber Enterprises India Limited

**Q1FY24
Result Presentation
July 2023**





This presentation and the accompanying slides (the “Presentation”), which have been prepared by **Amber Enterprises India Limited** (the “Company”), have been prepared solely for information purposes and do not constitute any offer, recommendation or invitation to purchase or subscribe for any securities, and shall not form the basis or be relied on in connection with any contract or binding commitment whatsoever. No offering of securities of the Company will be made except by means of a statutory offering document containing detailed information about the Company.

This Presentation has been prepared by the Company based on information and data which the Company considers reliable, but the Company makes no representation or warranty, express or implied, whatsoever, and no reliance shall be placed on, the truth, accuracy, completeness, fairness and reasonableness of the contents of this Presentation. This Presentation may not be all inclusive and may not contain all of the information that you may consider material. Any liability in respect of the contents of, or any omission from, this Presentation is expressly excluded

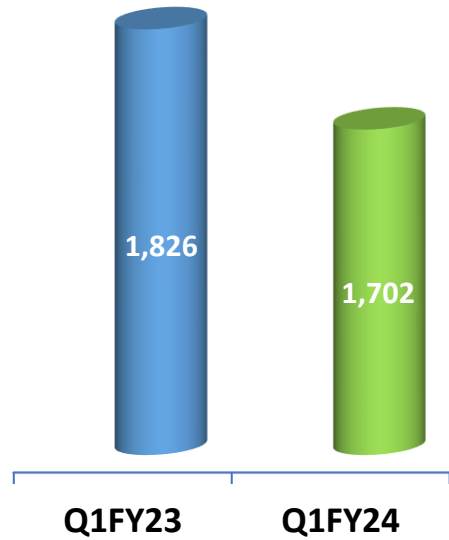
Certain matters discussed in this Presentation may contain statements regarding the Company’s market opportunity and business prospects that are individually and collectively forward-looking statements. Such forward-looking statements are not guarantees of future performance and are subject to known and unknown risks, uncertainties and assumptions that are difficult to predict. These risks and uncertainties include, but are not limited to, the performance of the Indian economy and of the economies of various international markets, the performance of the industry in India and world-wide, competition, the company’s ability to successfully implement its strategy, the Company’s future levels of growth and expansion, technological implementation, changes and advancements, changes in revenue, income or cash flows, the Company’s market preferences and its exposure to market risks, as well as other risks. The Company’s actual results, levels of activity, performance or achievements could differ materially and adversely from results expressed in or implied by this Presentation. The Company assumes no obligation to update any forward-looking information contained in this Presentation. Any forward-looking statements and projections made by third parties included in this Presentation are not adopted by the Company and the Company is not responsible for such third party statements and projections

Q1FY24 Consolidated Performance

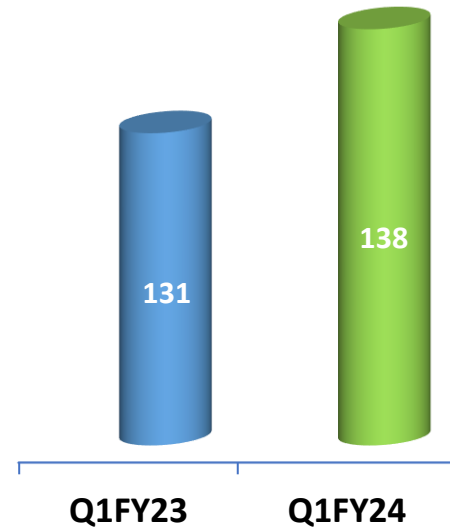


Rs. In Crs

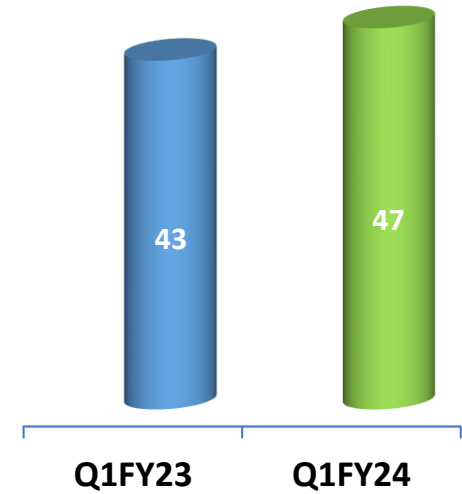
REVENUE



OPERATING EBITDA*



PAT



■ Our component strategy which led to product mix change has helped to improve margins during the quarter despite weak demand in RAC owing to unseasonal weather patterns

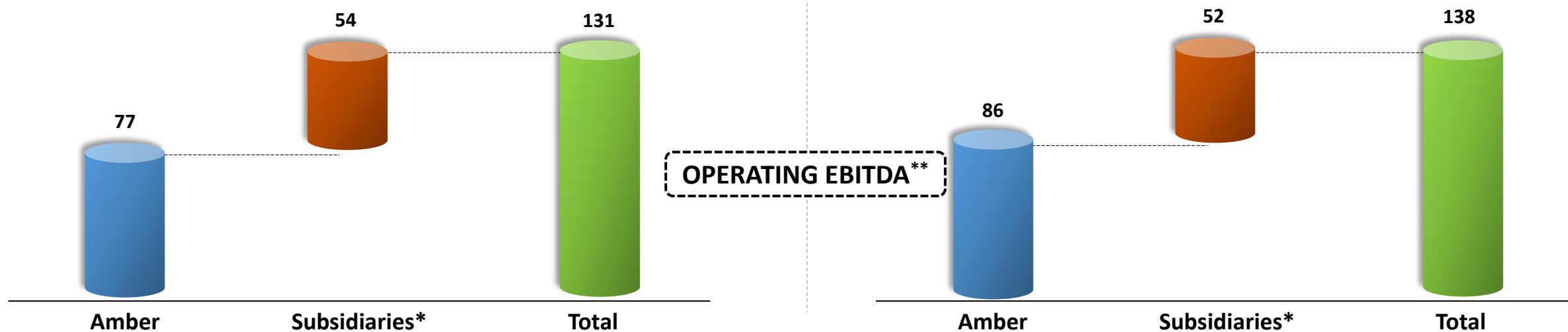
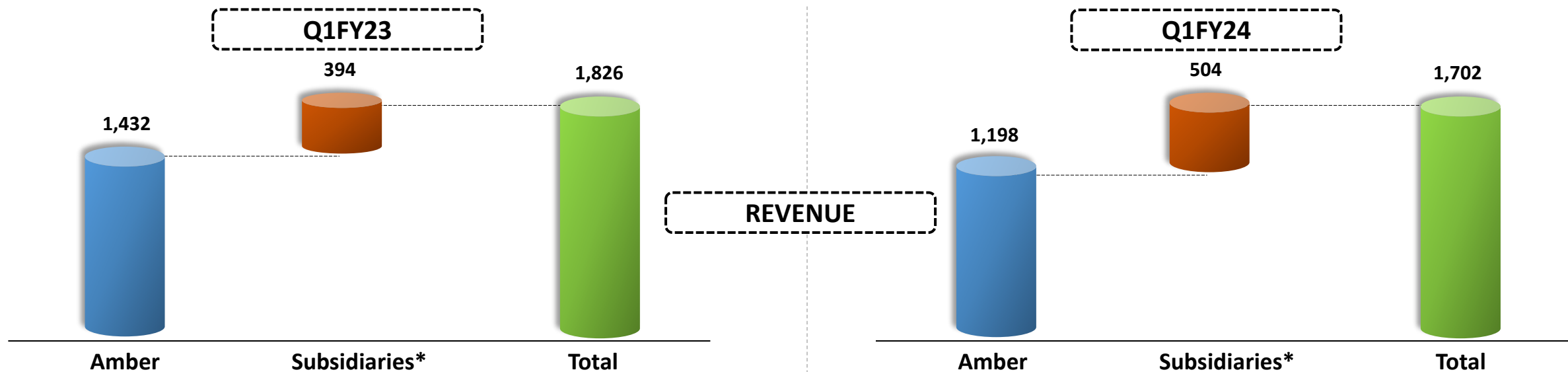
* Before impact of ESOP expense and other non-operating income and expenses



Q1FY24 Consolidated Operating EBITDA & Revenue Build-up



Rs. In Crs

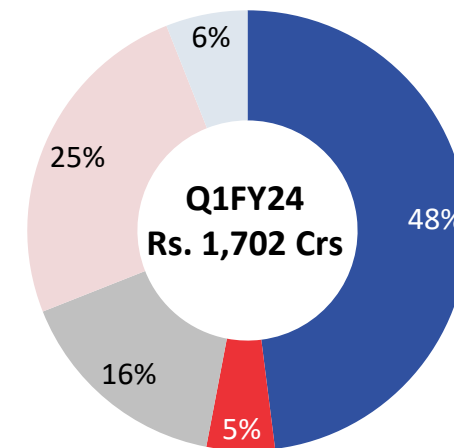
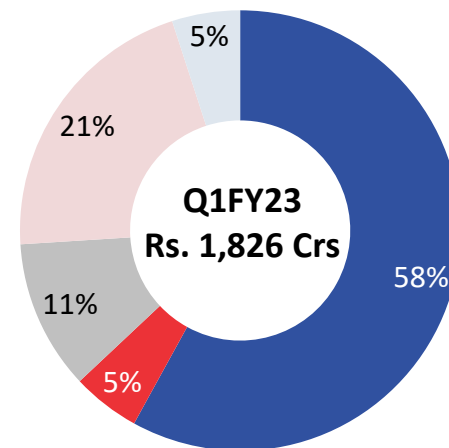
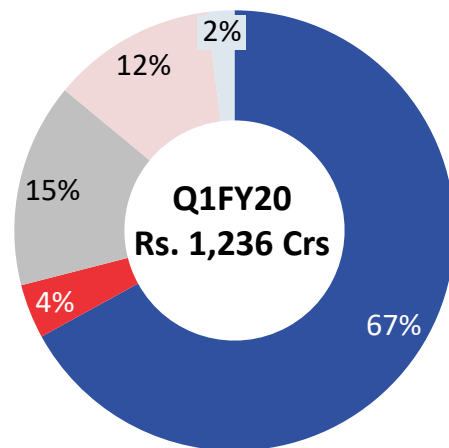
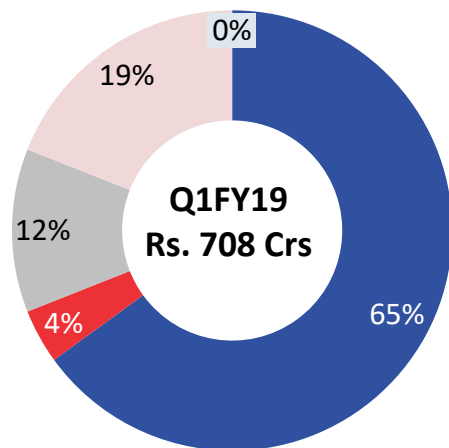


** Before impact of ESOP and other non-operating income & expenditures

*after inter-company eliminations and adjustments



Capability building across business divisions has fuelled growth



*Data as % of Total Revenue

■ RAC* ■ Motors* ■ Electronics* ■ Components* ■ Mobility Applications*

Industry Outlook

- Q1FY24 has been muted so far with weak demand, owing to unseasonal rains and weather patterns. Channel inventory is elevated and expected to come at normalized level of inventory by end of Q2FY24
- In H1CY23, RAC Industry has declined by ~20%-25%
- We expect the industry to grow by 7%-8% for FY24
- Mobility: With rising transport infrastructure (Railways & Metro's, Roadways) the industry is poised to witness substantial growth in coming future
- Electronics: Currently large part of demand of PCBA's is fulfilled via imports. However, Government's thrust to manufacture electronics locally presents a multifold growth opportunity



RAC & Components And Mobility Division

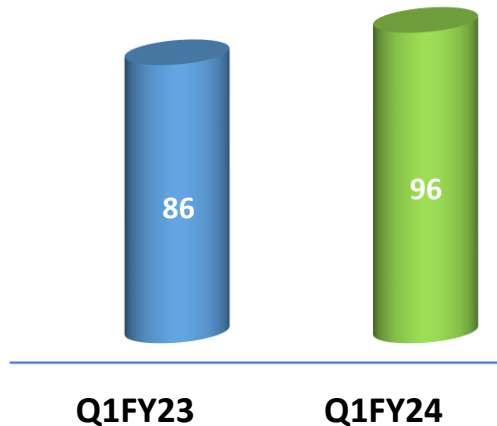
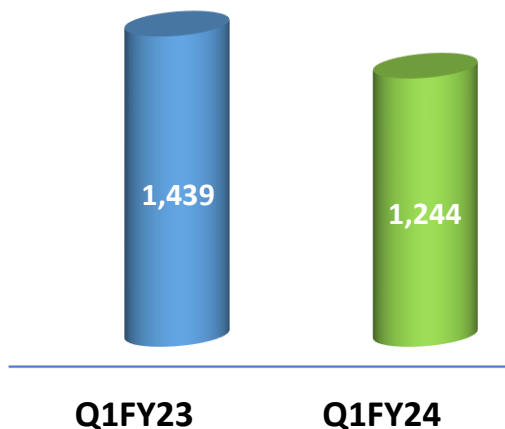


Rs. In Crs

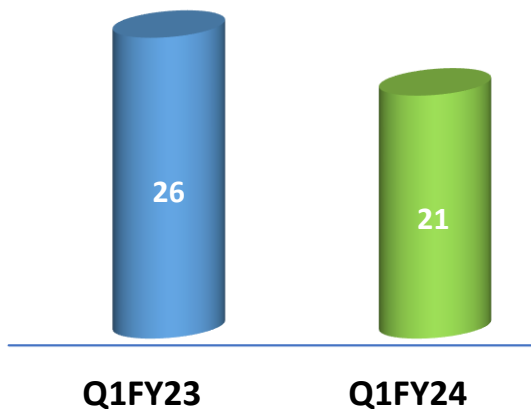
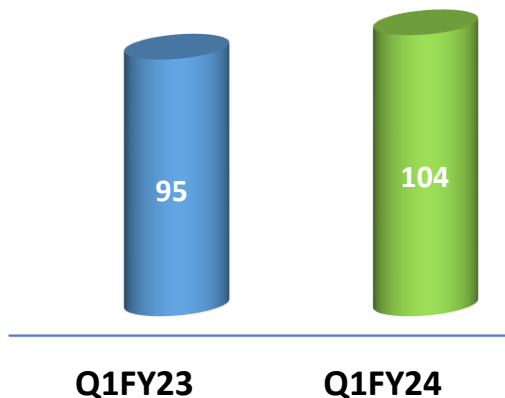
REVENUE

OPERATING EBITDA **

RAC & Components Division



Mobility Division



RAC & Components Division

- Margins during the quarter improved on account of component strategy which led to product mix change
- RAC and Components division is expected to grow faster than the industry growth rate in FY24

Mobility Division

- Q1FY23 margins had benefited from low-cost inventory and hence not comparable with Q1FY24. However, sustainable margins of this division would be in range of 20% to 22% at the current commodity prices
- Mobility Application division is expected to grow at 15%-20% in FY24

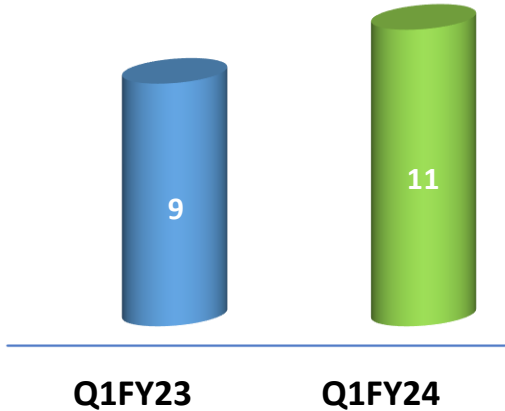
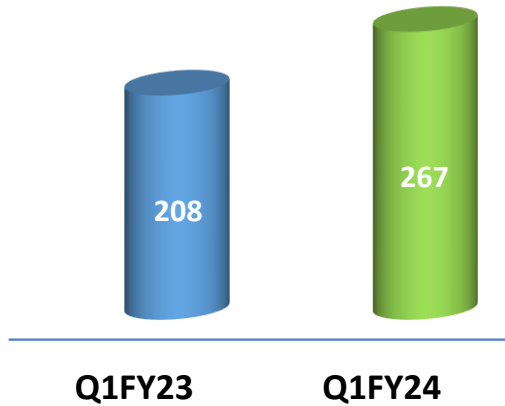
**Before impact of ESOP expense and other non-operating income and expenses

Rs. In Crs

REVENUE

OPERATING EBITDA**

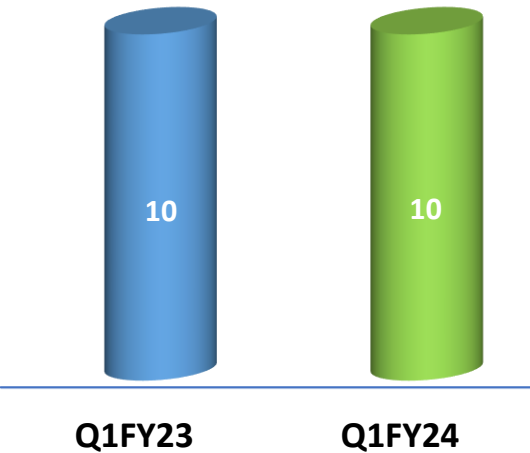
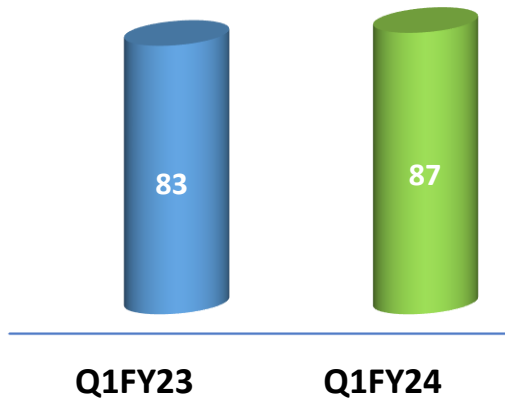
Electronics Division



Electronics Division

- The division has witnessed growth in revenues as well as operating EBITDA
- Electronics division is expected to grow at 35%-40% in FY24

Motors Division



Motors Division

- We were able to maintain our revenues and operating EBITDA owing to new product range introduced in previous quarters
- Motors division is expected to grow at 20%-25% in FY24

**Before impact of ESOP expense and other non-operating income and expenses



Consolidated Profit & Loss Statement



Particulars (Rs in Crs)	Q1FY24	Q1FY23	YoY	FY23
Revenue from Operations	1,702	1,826	-7%	6,927
Raw Material Consumption (RMC)	1,405	1,564		5,868
Gross Profit	297	262	13%	1,059
Gross Margins (%)	17.5%	14.4%	311 bps	15.3%
Employee Expenses (excluding ESOP expenses)	54	41		185
Other Expenses (excluding MTM loss on forward contracts, Loss on sale of FA and FA written off)	105	91		400
Total Expenses (including RMC)	1,564	1,695		6,452
Operating EBITDA	138	131	6%	475
Operating EBITDA Margins (%)	8.1%	7.1%	98 bps	6.9%
Depreciation & Amortization	43	32		139
ESOP expenses	5	5		27
Other Income (Including forex gain, adjustment of forex loss, loss on sale of FA and FA written off)	18	-13		23
EBIT	108	80		331
Finance Cost	45	21		112
PBT	63	59		220
Tax	16	16		56
PAT	47	43	9%	164
PAT %	2.7%	2.3%	39 bps	2.4%
EPS	13.55	12.48		46.66

Company :



CIN: L28910PB1990PLC010265

Mr. Sudhir Goyal

sudhirgoyal@ambergrouppindia.com

www.ambergrouppindia.com

Investor Relations Advisors :

SGA Strategic Growth Advisors

CIN: U74140MH2010PTC204285

Mr. Rahul Agarwal / Ms. Brinkle Shah Jariwala

rahul.agarwal@sgapl.net / brinkle.shah@sgapl.net

+91 98214 38864 / +91 9619385544

www.sgapl.net
