



29th July, 2024

BSE Limited
P J Towers,
Dalal Street,
Mumbai – 400001

National Stock Exchange of India Limited
Exchange plaza,
Bandra-Kurla Complex, Bandra (E)
Mumbai – 400051

Scrip Code: 542066

Scrip Code: ATGL

Dear Sir,

Sub: Submission of Media Release and Investor Presentation on Unaudited Financial Results (Standalone and Consolidated) for the quarter ended 30th June, 2024

In continuation to Outcome of Board Meeting dated 29th July, 2024, we hereby submit:

1. Media Release dated 29th July, 2024 on the Unaudited Financial Results (Standalone and Consolidated) for the quarter ended 30th June, 2024, as **Annexure – “A”**.
2. Presentation on performance highlights of the Company for the Unaudited Financial Results (Standalone and Consolidated) of the Company for the quarter ended 30th June, 2024 as **Annexure “B”**.

The same is being uploaded on the Company's website at www.adanigas.com.

Kindly take the same on your records.

Thanking you,

Yours faithfully,
For Adani Total Gas Limited

Mira Soni
Company Secretary
Membership No. A47160

Encl.: As above

Adani Total Gas Limited
(Formerly known as Adani Gas Ltd)
Heritage Building, 8th floor,
Ashram Road, Usmanpura,
Ahmedabad-380014, Gujarat, India
CIN: L40100GJ2005PLC046553

Tel +91 79 2754 1988
Fax +91 79 2754 2988
info@adani.com
www.adanigas.com

Media Release**Adani Total Gas Q1FY25 Results****Overall Volume up by 17% in Q1 FY25, Y-o-Y****CNG network increases to 559 stations****PNG household increased to 8.58 lakh PNG homes****EBITDA up 21% Y-o-Y – INR 308 Cr****1212 EV charging points spread across 15 states****EDITOR'S SYNOPSIS****Operational Highlights Q1FY25 (Standalone):**

- CNG Stations now increased to **559**, added **12 new CNG Stations**
- Total PNG home at **8.58 lakh**, added **38,165 new homes on PNG**
- Industrial & Commercial connections at **8,542** added **211 new consumers**
- Completed ~ **12,244 Inch Km** of Steel Pipeline
- Combined CNG and PNG volume of **230 MMSCM**, increase of **17%**, Y-o-Y

Financial Highlights Q1FY25 (Standalone) Y-o-Y:

- Revenue from Operations at **INR 1,237 Cr**, increased by 9%
- EBITDA of **INR 308 Cr**, increased by 21%
- PAT at **INR 177 Cr**, increased by 20%

Consolidated Q1FY25 PAT

- Consolidated PAT at **INR 172 Cr**, increased by 14% Y-o-Y

Pan India Footprint –Q1FY25 (With JV namely IOAGPL):

- CNG Stations network of **927**, added **24 new CNG Stations**
- Total PNG home at **10.2 lakh**, added **0.44 lakh new households on PNG**
- Industrial & Commercial connections at **3,142** added **100 new consumers**
- Completed ~ **22,510 Inch Km** of Steel Pipeline

Key Business updates

- ATGL received approval from the regulator, PNGRB for transfer of Letter of Authorization of Jalandhar GA pursuant to Business Transfer Agreement. Jalandhar GA in Punjab provides high volume growth opportunity to the Company.

Adani TotalEnergies E-mobility Limited (ATEL)

- **1212 EV charging points** have been commissioned across 15 states
 - Additional **740+ EV** charging points are under various stages of construction with EV fleets companies, Govt. Authorities, tourism departments municipal corporations etc.

Ahmedabad, 29th July 2024: Adani Total Gas Ltd (“ATGL”), India’s leading City Gas Distribution (CGD) company, today announced its operational and financial performance for the quarter ended 30th June 2024.

“It has been a good start for FY25 as ATGL delivered a robust operational and financial performance by achieving a 21% YoY EBITDA growth on the back of 17% volume growth,” said **Mr. Suresh P Manglani, ED & CEO of Adani Total Gas** .“During the quarter, ATGL received approval from regulator for the transfer of Letter of Authorization for Jalandhar Geographical Area (GA) which provides high volume growth opportunity to the Company. We have also crossed a significant milestone of 1000+ EV charging points, reaching 1212 EV charging points across multiple locations.

“We continue to see more traction on natural gas as we further build CGD infrastructure and penetrate deeper across multiple GAs. With newer sustainable energy in form of E-mobility, LNG and Biomass, we remain fully committed to provide a sustainable energy platform to our consumers and playing a leading role in the country’s energy transition journey.”

Standalone Operational and Financial Highlights:

Particulars	UoM	Q1 FY25	Q1 FY24	% Change YoY
Operational Performance				
Sales Volume	MMSCM	230	198	17%
CNG Sales	MMSCM	153	128	20%
PNG Sales	MMSCM	77	70	11%
Financial Performance				
Revenue from Operations	INR Cr	1,237	1,135	9%
Cost of Natural Gas	INR Cr	804	793	1%
Gross Profit	INR Cr	434	342	27%
EBITDA	INR Cr	308	255	21%
Profit Before Tax	INR Cr	237	199	19%
Profit After Tax	INR Cr	177	148	20%

Results Commentary Q1FY25

- CNG Volume increased by 20% Y-o-Y on account of network expansion across multiple Geographical Areas (GAs).
- With optimization of gas prices there has been a recovery in PNG Industrial volume and also with addition of new PNG connection in domestic and commercial segments, PNG Volume has increased by **11% Y-o-Y**
- EBITDA has increased by **21% Y-o-Y** on account of higher volume.
- During the quarter, credit rating of ATGL has been upgraded to **"ICRA AA" Stable** from "ICRA AA-" Stable

Key ESG Highlights

- **4 Sites** are now facilitated by rainwater harvesting with target to become water neutral by 2030
- Installed additional **~34 KW** of solar capacity in this quarter, with total installed capacity reaching to **934 KW** across multiple locations
- Maintained **100%** of Light Commercial Vehicles (520 Nos) on CNG
- In the process of completing final certification audit for Zero Waste to landfill certification for **5 sites**.

About Adani Total Gas

Given its gas distribution, ATGL is authorised in 34 Geographical Areas and plays a significant role in the nation's efforts to enhance the share of natural gas in its energy mix. Of the 53 GAs, 34 are owned by ATGL and the balance 19 GAs are owned by Indian Oil-Adani Gas Private Limited (IOAGPL) – a 50:50 joint venture between Adani Total Gas Limited and Indian Oil Corporation Limited. Further, ATGL has formed 2 wholly owned subsidiaries namely Adani TotalEnergies E-Mobility Ltd (ATEL) and Adani TotalEnergies Biomass Ltd (ATBL) for its E-Mobility and Biomass Business respectively. ATGL has also formed a 50:50 joint venture, namely Smart Meter Technologies Private Limited for its gas meter manufacturing business.

For more information, please visit <https://www.adanigas.com/>

For Media Queries:
Roy Paul | roy.paul@adani.com

For Investor Queries:
[Priyansh.Shah](mailto:Priyansh.Shah@adani.com) | priyansh.shah@adani.com

Adani Total Gas Limited



CGD | e-Mobility | Biomass

Q1FY25

Earnings Presentation



Contents

Safety First at ATGL

01 ATGL Promoters Profile

a Adani Group

b TOTAL Group

02 About Adani Total Gas Ltd (ATGL)

03 New Businesses

04 Operational and Financial Performance – Q1 FY25

05 Sustainability Update

06 Investment Rationale

Annexure



Safety first at ATGL

Consumers

Safety Awareness Culture

Risk Management Approach

Safety Strategy sync to Business Strategy

Incident Management

Personal Safety

Vendors



Contractor

Safety Audits

Transport Safety

Asset Integrity & Reliability

Process Safety

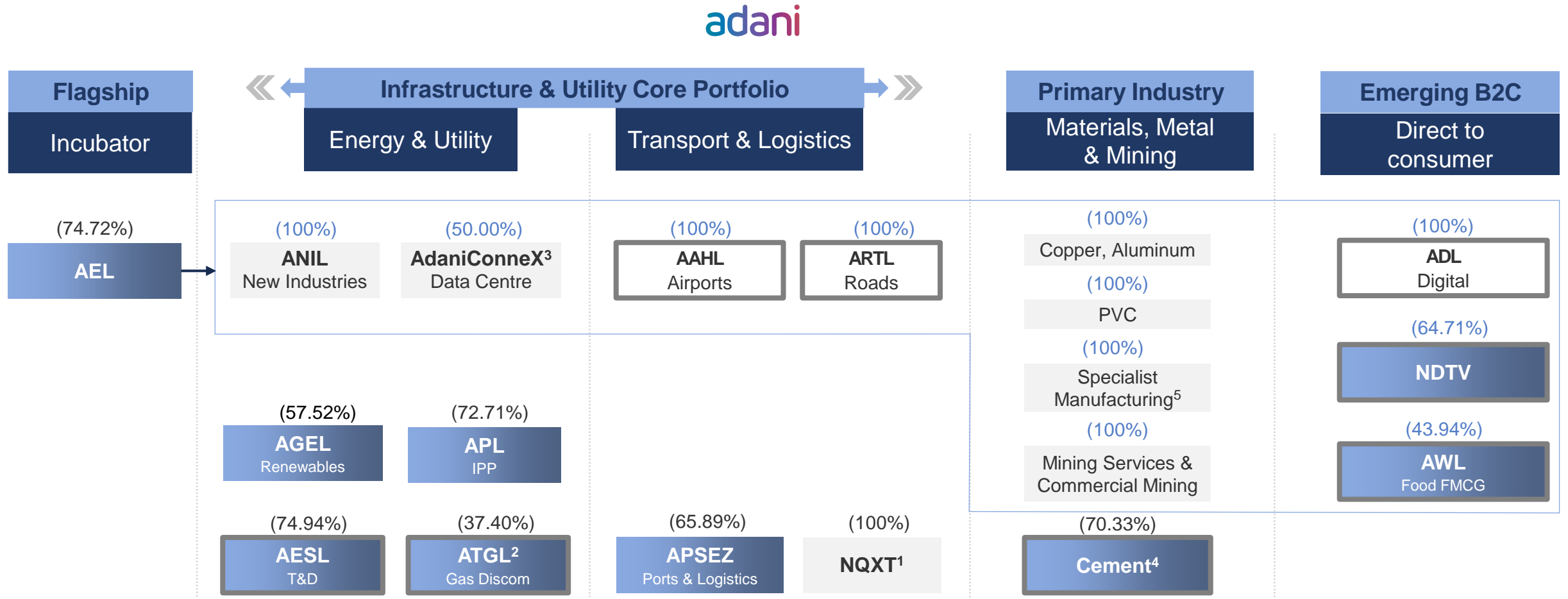
Employees

Safety Performance

01 a

About Adani Group

Adani Portfolio: A World class Infrastructure & Utility portfolio



(%): Adani Family equity stake in Adani Portfolio companies (%) : AEL equity stake in its subsidiaries **Listed cos** **Direct Consumer**

A multi-decade story of high growth centered around infrastructure & utility core

1. NQXT: North Queensland Export Terminal | 2. ATGL: Adani Total Gas Ltd, JV with Total Energies | 3. Data center, JV with EdgeConnex, | 4. Adani Cement includes 70.33% stake in Ambuja Cements as on 30th June, 2024 which in turn owns 50.05% in ACC Limited. Adani directly owns 6.64% stake in ACC Limited. Ambuja Cements Ltd. holds 58.08% stake in Sanghi Industries Ltd. | 5. Includes the manufacturing of Defense and Aerospace Equipment | AEL: Adani Enterprises Limited; APSEZ: Adani Ports and Special Economic Zone Limited; AESL: Adani Energy Solutions Limited; T&D: Transmission & Distribution; APL: Adani Power Limited; AGEL: Adani Green Energy Limited; AAHL: Adani Airport Holdings Limited; ARTL: Adani Roads Transport Limited; ANIL: Adani New Industries Limited; AWL: Adani Wilmar Limited; ADL: Adani Digital Limited; IPP: Independent Power Producer | NDTV: New Delhi Television Ltd | PVC: Polyvinyl Chloride | Promoters holding are as on 30th June, 2024.

Adani Portfolio: Decades long track record of industry best growth with national footprint

Secular growth with world leading efficiency

adani
Ports and Logistics

Growth **3x**⁶

EBITDA **71%**^{1,2}

adani
Renewables

Growth **4x**⁶

EBITDA **92%**^{1,4}

adani
Energy Solutions

Growth **3x**⁶

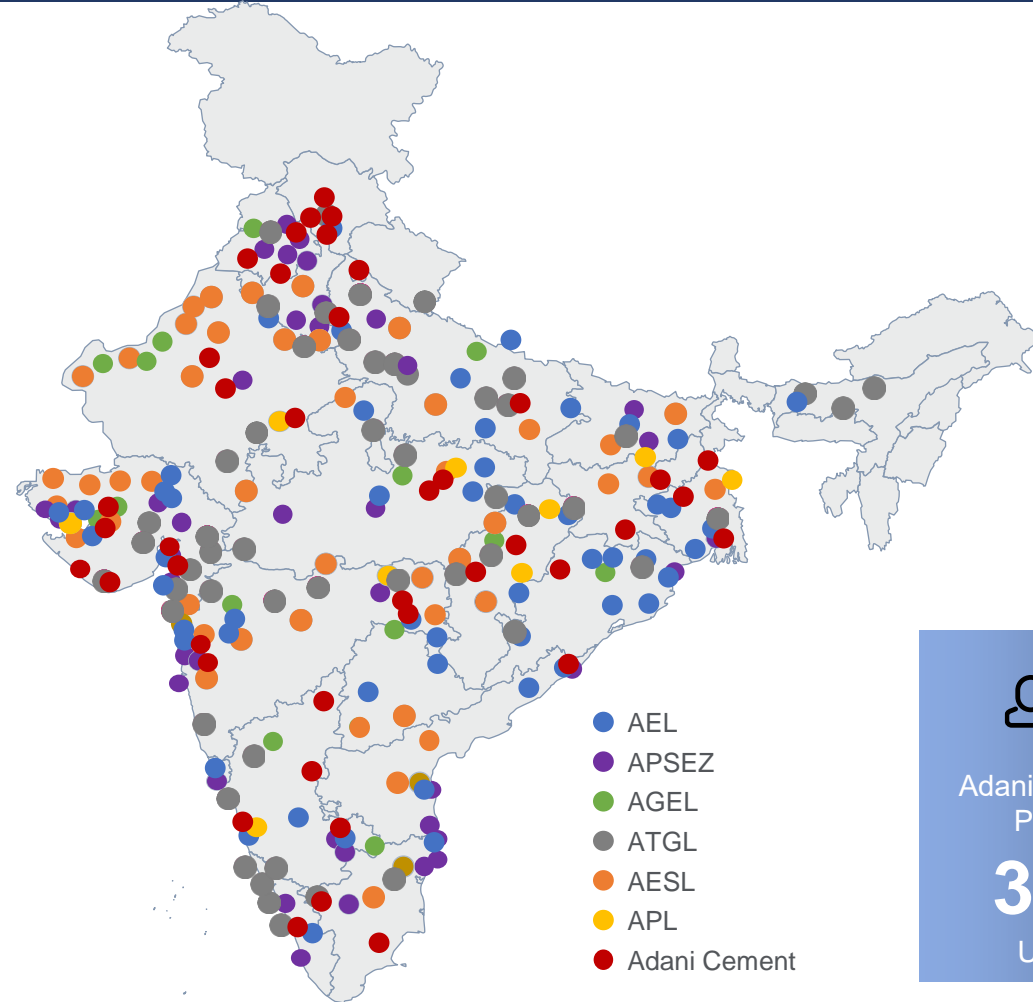
EBITDA **91%**^{1,3,2}

adani
Gas

Growth **1.4x**⁶

EBITDA **24%**^{1,3}

National footprint with deep coverage



Adani's Core Infra. Platform –

350 Mn
Userbase

Note: 1. Data for FY24 ; 2. Margin for Indian ports business only | Excludes forex gains/losses; 3. EBITDA: PBT + Depreciation + Net Finance Costs – Other Income; 4. EBITDA Margin represents EBITDA earned from power supply 5. Operating EBITDA margin of transmission business only, does not include distribution business | 6. Growth pertains to expansion and development aligned with market growth. Growth of respective Adani portfolio company vs. Industry growth is as follows: **APSEZ's** cargo volume surged from 113 MMT to 408 MMT (14%) between 2014 and 2024, outpacing the industry's growth from 972 MMT to 1539 MMT (5%). **AGEL's** operational capacity expanded from 0.3 GW to 10.9 GW (57%) between 2016 and 2024, surpassing the industry's growth from 46 GW to 143.6 GW (15%). **AESL's** transmission length increased from 6,950 ckm to 20,509 ckm (14%) between 2016 and 2024, surpassing the industry's growth from 3,41,551 ckm to 4,85,544 ckm (4%). **ATGL** expanded its geographical areas from 6 to 52 (27%) between 2015 and 2024, outperforming the industry's growth from 62 to 307 (19%). PBT: Profit before tax | ATGL: Adani Total Gas Limited | AEL: Adani Enterprises Limited | APSEZ: Adani Ports and Special Economic Zone Limited | AESL: Adani Energy Solutions Limited | APL: Adani Power Limited | AGEL: Adani Green Energy Limited | Growth represents the comparison with respective industry segment.

Industry source: APSEZ (domestic cargo volume): <https://shipmin.gov.in/division/transport-research> | Renewable (operational capacity): [Installed Capacity Report - Central Electricity Authority \(cea.nic.in\)](https://www.cea.nic.in/reports-and-publications/annual-reports/annual-report-2023-24/) | AESL (ckms): [National Power Portal \(npp.gov.in\)](https://www.npp.gov.in/) | ATGL (GAs): [Brochure petroleum.cdr \(pngrb.gov.in\)](https://www.pngrb.gov.in/) | ckms: circuit kilometers | GA: Geographical Areas

Adani Portfolio: Repeatable, robust & proven transformative model of investment



Note 1 Adani Environmental Resource Management Services Ltd. (additional company is being proposed)

O&M: Operations & Maintenance | HVDC: High voltage direct current | PSU: Public Sector Undertaking (Public Banks in India) | GMTN: Global Medium-Term Notes | SLB: Sustainability Linked Bonds | AEML: Adani Electricity Mumbai Ltd. | AIMSL : Adani Infra Mgt Services Pvt Ltd | IG: Investment Grade | LC: Letter of Credit | DII: Domestic Institutional Investors | COP26: 2021 United Nations Climate Change Conference | AGEL: Adani Green Energy Ltd. | NBFC: Non-Banking Financial Company | AAIL: Adani Infra (India) Limited

01b

About Total Group

- TotalEnergies is a **global multi-energy company** that produces and markets energies: oil and biofuels, natural gas and green gases, renewables and electricity.
- TotalEnergies is committed to energy that is more affordable, cleaner, more reliable and accessible to as many people as possible. TotalEnergies promote renewable, decarbonized energies, produce and market fuels, natural gas and electricity.
- TotalEnergies puts sustainable development in all its dimensions at the heart of its projects and operations to contribute to the well-being of people.



OIL



NATURAL
GAS



ELECTRICITY



HYDROGEN



BIOMASS



WIND



SOLAR

To preserve the planet in the face of the climate challenge, TotalEnergies are moving together towards new energies.

This energy journey is ours.



Our integrated business model

We are present across the entire value chain, from production to distribution

Our employees

100,000+ people representing 160 nationalities and 740+ professions
A diversity which is decisive for our competitiveness and attractiveness

Our global footprint

We are active in more than 130 countries

FINANCIAL PERFORMANCE

\$21.4 bn

Net Income in 2023

\$36.2bn

Cash-Flow in 2023

OPERATIONAL PERFORMANCE

80.1 GW



Renewable power generation gross capacities

2.8 Million



Clients Gas

33.4 TWh



Net power production

5.9 Million



Clients Power

449 kboe/d



Integrated LNG production

44 Mt



LNG Sales

2,034 kboe/d



Hydrocarbon production

1,436 kb/d



Refinery throughput

2030 OBJECTIVES



World no. 3 in LNG



30% Polymers produced from recycled materials



1.5 Mt/y Sustainable Aviation Fuel production



20 TWh/y Biomethane production



100 GW renewable production capacity



150,000 charging points for electrical vehicles



1 Mt production of green hydrogen

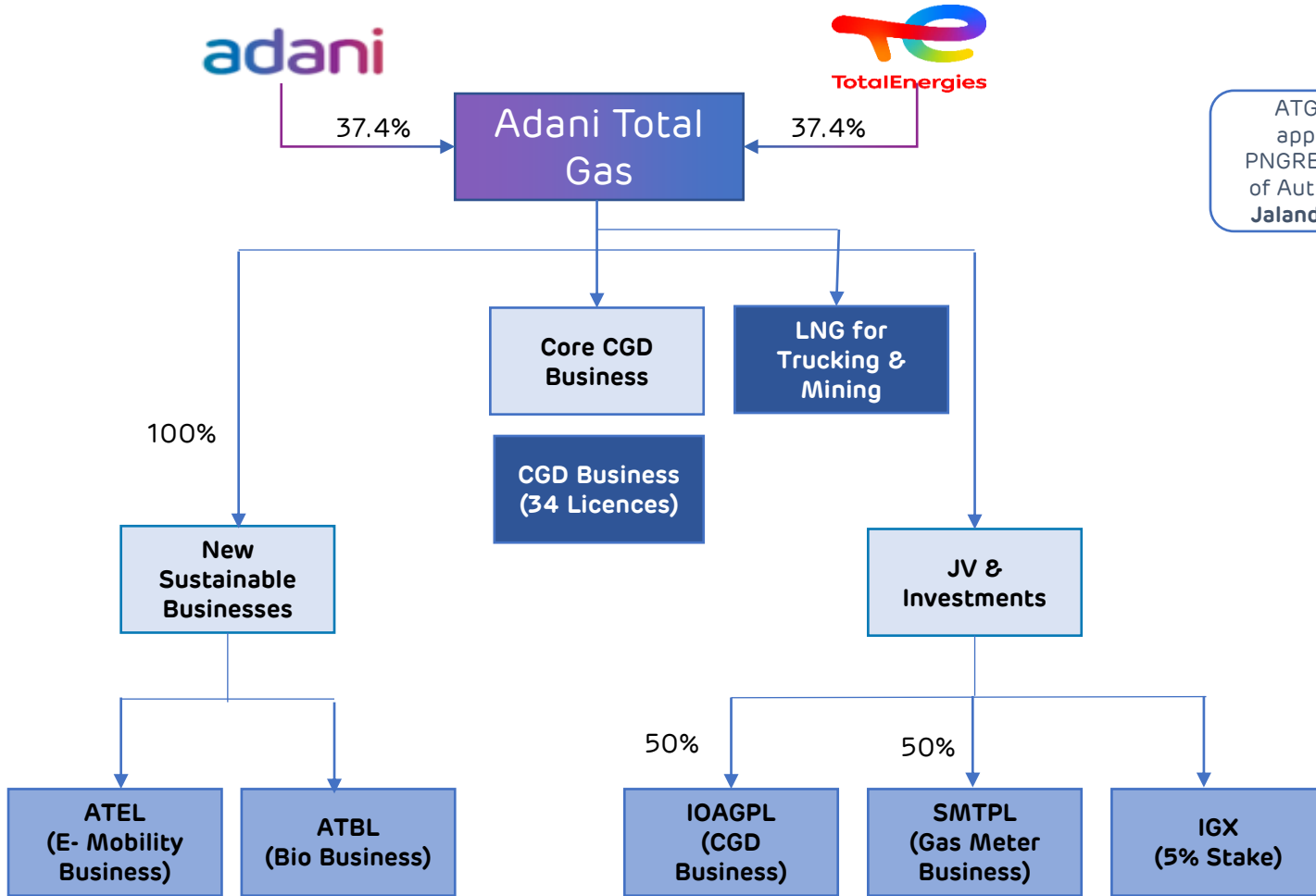


100 operated hydrogen stations

02

About Adani Total Gas Limited

Business Structure

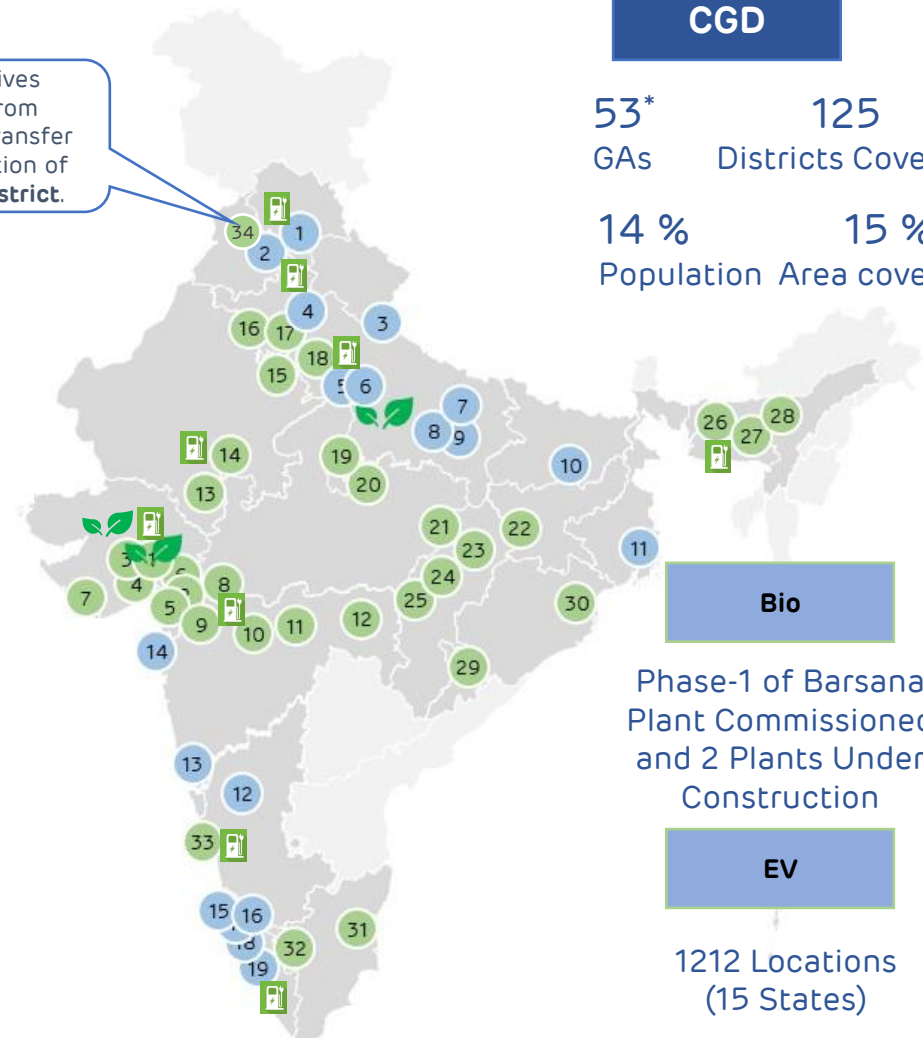


ATGL – Diversified Energy Platform for meeting consumers requirement

GA : Geographical Area

ATGL Presence

ATGL receives approval from PNGRB for transfer of Authorization of Jalandhar District.



CGD

53* GAs 125 Districts Covered
 14 % Population 15 % Area covered#

Bio

Phase-1 of Barsana Plant Commissioned and 2 Plants Under Construction

EV

1212 Locations (15 States)

Please refer annexure for list of all GAs

- ATGL Existing GA
- IOAGPL GA
- 🔌 EV Charging
- 🌿 BioGas Project

CGD : Stable Regulatory Framework

CGD Business includes creating City Gas Distribution Network and provide natural gas to Compressed Natural Gas (CNG) and Piped Natural Gas (PNG) segments



PNGRB – Regulator of CGD Business

PNGRB regulates:

1. Authorizations, Access Code and Exclusivity Regulations
2. Capacity Determination & Service Regulations
3. Technical Standards & Specifications incl. safety standards
4. Emergency Response & Disaster Management Plan

PNGRB does not regulate:

1. Gas selling price
2. Gas allocation for CNG and D-PNG
3. Network Planning

Stable and predictable regulatory framework

POST AUTHORIZATION - CGD ENTITY

Creation of City Gas Distribution Network

CGD Infrastructure Network includes

Building City Gate Station (CGS)

Laying of Steel Pipeline

Building CNG stations network

Laying of MDPE Pipeline

Allied Infrastructure includes LMC, DRS, MR etc.

Authorization provides 25 Years of network exclusivity#.

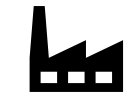
Supply and Marketing of Natural Gas



CNG



Domestic



MSME / Industries



Commercial

Authorization provides 8 Years of marketing exclusivity*.

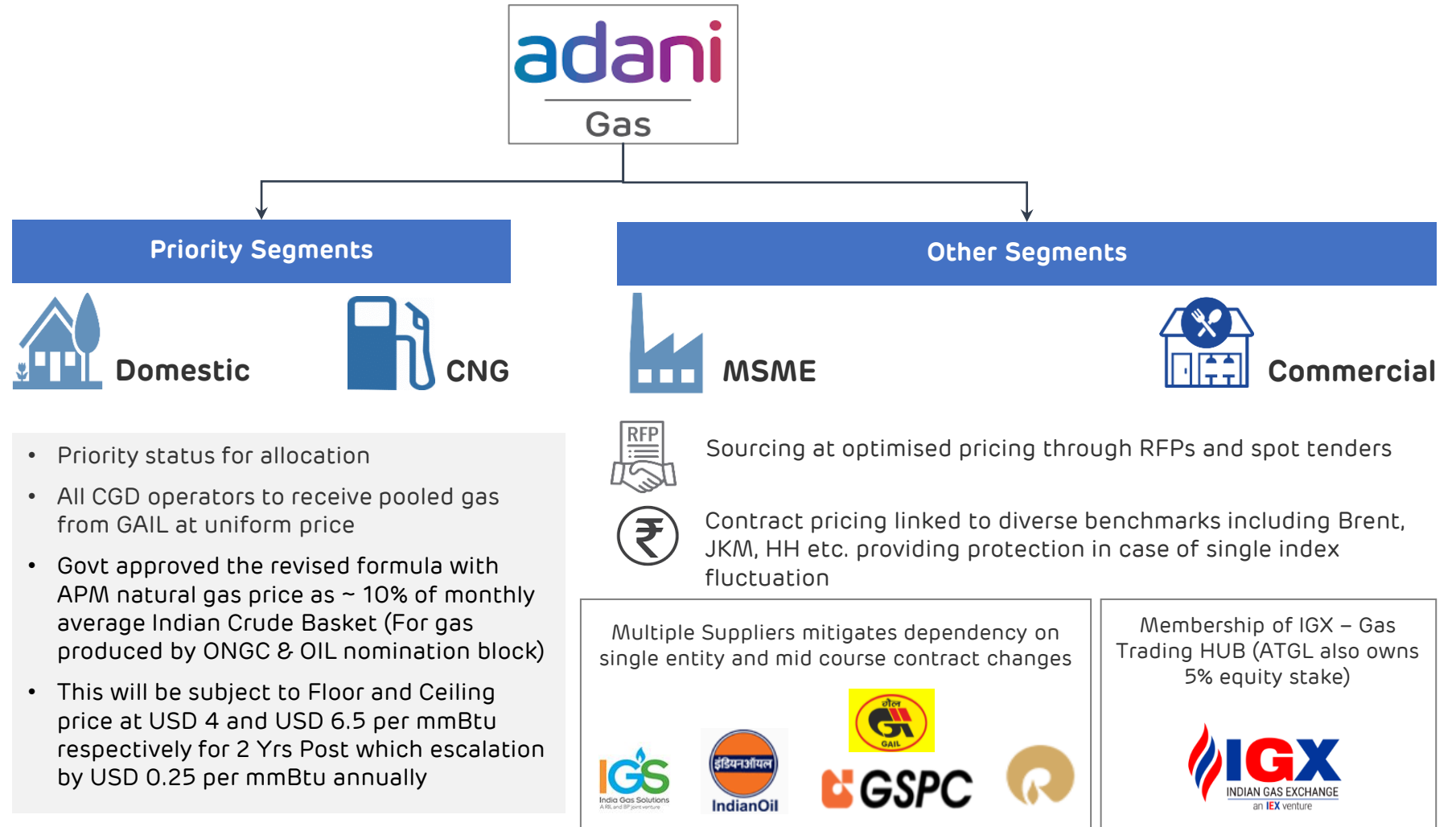
Post this, extension can be granted. * Post 8 years, the regulator announces open access post which 20% of the supply can be made by third parties.

PNGRB: Petroleum and Natural Gas Regulatory Board CGD: City Gas Distribution, D-PNG: Domestic PNG, MDPE: Medium Density Polyethylene, DRS: District Regulating Station, LMC: Last Mile Connectivity, MR: Meter Regulator

To promote adoption of city-gas networks, Gas allocation / supply to the CGD system placed under the no cut category, consequently giving CGD highest priority than other sectors

Priority Sectors for Gas allocation (in order of priority)

- 1 City Gas Distribution (Domestic + CNG)
- 2 Fertilizer
- 3 Power
- 4 LPG Plants
- 5 Refinery / Petrochemicals
- 6 Others



PPAC - Petroleum Planning & Analysis Cell, CGD - City Gas Distribution; LPG - Liquefied Petroleum Gas, CNG - Compressed Natural Gas, PNG - Piped Natural Gas, MMBTU - Metric Million British Thermal Unit, IGX - Indian Gas Exchange Ltd, MSME - Micro, Small & Medium Enterprises, RFP - Request for Proposal, JKM - Japan Korea Marker, HH - Henry Hub, APM - Administered price mechanism, OIL – Oil India Ltd, ONGC – Oil % Natural Gas Corporation

ATGL's Offerings

- ✓ 24X7 continuous supply
- ✓ Quick Service
- ✓ Response to Customers

- ✓ Regular Safety Checks
- ✓ Safe, clean and green supply chain




Domestic

Gradual Penetration like electricity, but once done, remains forever

Key Features

- Natural Gas is safer than LPG
- No storage requirements
- Space saving in kitchen
- No need for regulators' change
- Safe and clean operations



MSME

Penetration is fast but the pricing of gas and its adaptability are main challenges

Key Features

- No storage requirements
- Zero carbon supply chain
- Push for gas based economy by government (compelled)
- Good companies with ESG in focus (willing to adapt)



Commercial

Penetration is gradual along with Domestic connection

Key Features

- No requirement of LPG Bank
- Hence, no reticulation of pipelines (hazardous)
- Use first and pay later (billing cycles)
- Storage space is saved
- Continuous supply of fuel



CNG

Large savings against Petrol & Diesel

Key Features

- Economical
- Wider availability
- Bouquet of CNG variants

Once converted to Natural Gas ,the consumer becomes Steady and Sustainable over a long period of time.

My Adani Gas App : 360° Digitalization for Consumers

adani Gas

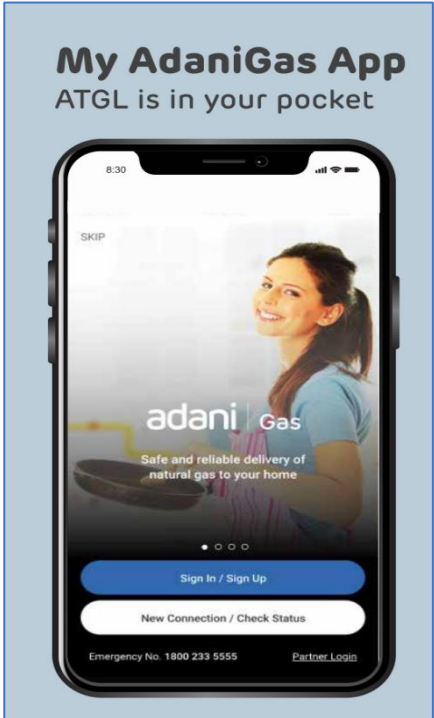
FIRST CGD IN INDIA TO UTILIZE CLOUD-BASED SAP INTEGRATED

Features

- Multilingual support - Gujarati/Hindi/English
- Automated responses to customers' calls
- Direct Data availability from the SAP system
- Self-help for customers
- Customer Friendly and Simple support system
- Faster resolution of customer query
- Solution on the fingertips
- Auto generation of Complaint/ Request and Query

Call Addressed by IVRS

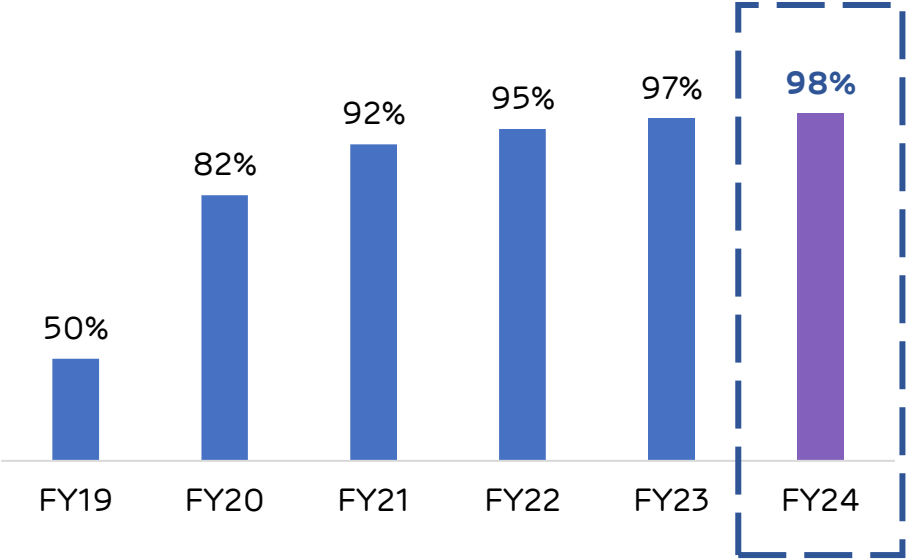
- 17% of the total calls are addressed by IVRS.
- Avg. calls handled by IVRS: **12K calls/month**



Available in
Hindi | English & Gujarati

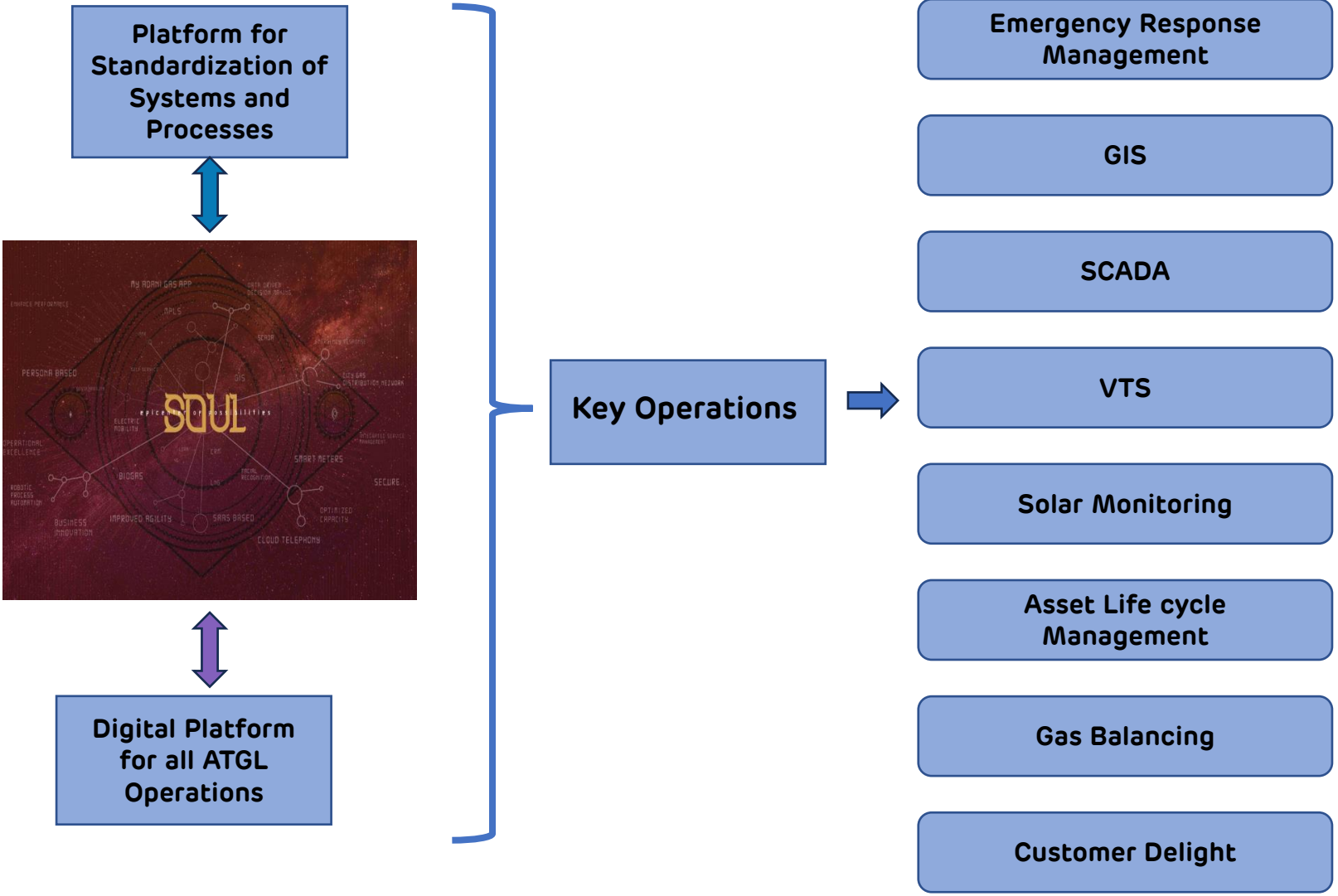
24 x 7 Customer Support

Share of Digital Payment in all Consumer Transactions (%)



Significant growth in the share of Digital Transactions on back of various consumer focused initiatives

Committed to Consumer Delightfulness

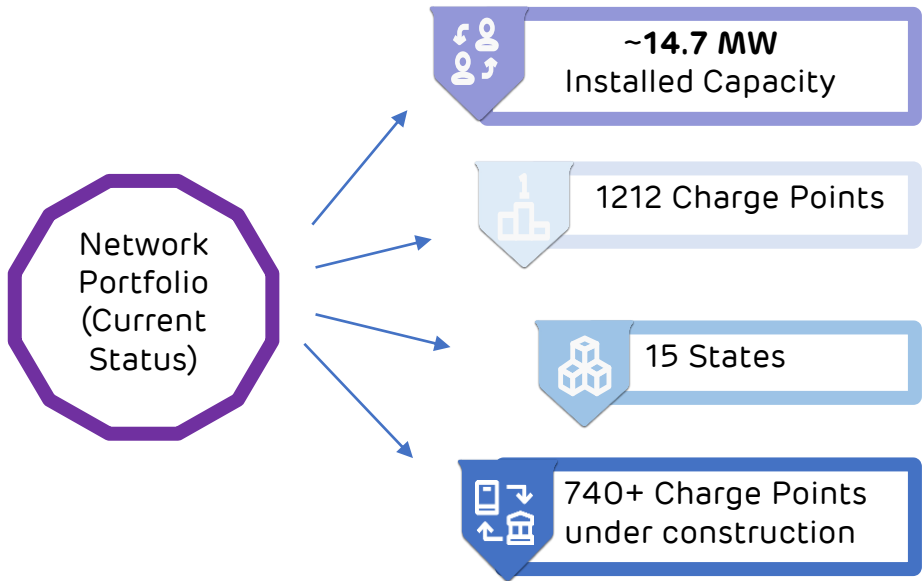


Fuelling Growth Digitally

VTS – Vehicle Tracking System
GIS – Geographic Information System

03

New Businesses



Additional **740+ EV** charging points are under various stages of covering construction which various EV fleets companies, Govt. Authorities, various tourism departments municipal corporations etc.

Strategy & Focus
Plan to set up over 3000 charging points with a Mix of B2B and B2C Segment catering to all segments of EV Charging Options

Strategic Partnerships / Collaboration

 Smart People, Smart Choice IndiGo	 पुणे महानगर परिवहन महामंडळ लि. परिवहन सेवा पुणे-पिंपरी-चिंचवड महानगर	 MG Audi
Airport Cabs Charging Solution and e-buses at Airport Airside respectively	Charging Hub Across the city	Dealership Charging Solution
 INDEANTA	 Fast	 Ewera Be The Difference
E-charging solutions at Educational Institutes	EVCS at Hub Locations	Large Fleet Hubs (150+)
 CHARTERED	 MERU	 TATA
E-coach Charging Solution	Airport Cabs Charging Solution	Industrial Collaboration

Adani TotalEnergies Biomass Limited (ATBL)

Barsana Bio Plant – Non-MSW

ATBL commissioned Phase-1 (225 TPD), India's one of the largest Biomass project Bio Plant, at Barsana, Uttar Pradesh on 31st March 2024)

- Cow dung 150 Tons per day is being sourced from the largest cow shelter (60m000 Cows) in India managed by Shri Mataji Gaushala
- ATBL has secured **Rice Straw** at multiple warehouses
- ATBL has secured **Press Mud** tender from Palwal Sugar Mill for 10,000 Tons which will be delivered on requirement basis.



Gas Purification



Shredder



Digester



SLS

Municipal Solid Waste Projects

Ahmedabad Municipal Corporation

- In September 2023, ATGL has been awarded by AMC to Design Build Finance & Operate 500 TBD Bio-CNG Plant in Ahmedabad

Municipal Solid Waste to CBG

CBG Plant, Ahmedabad	
Plant Capacity	500 Ton Per Day of Feed Processing
Output Capacity	~16,000 Kg per Day (Compressed Biogas)
Primary Biomass	Municipal Solid Waste
Expected COD	FY 2026

Rajkot Municipal Corporation

- In February 2024, ATBL has been awarded by Rajkot Municipal Corporation to Design Build Finance & Operate 250 TBD Bio-CNG Plant in Rajkot, Gujarat

Municipal Solid Waste to CBG

CBG Plant, Rajkot	
Plant Capacity	250 Ton Per Day of Feed Processing
Output Capacity	~8,000 Kg per Day (Compressed Biogas)
Primary Biomass	Municipal Solid Waste
Expected COD	FY 2026


04

ATGL – Operational and Financial Performance – Q1FY25

Operational and Financial Highlights – Q1FY25 – Y-o-Y

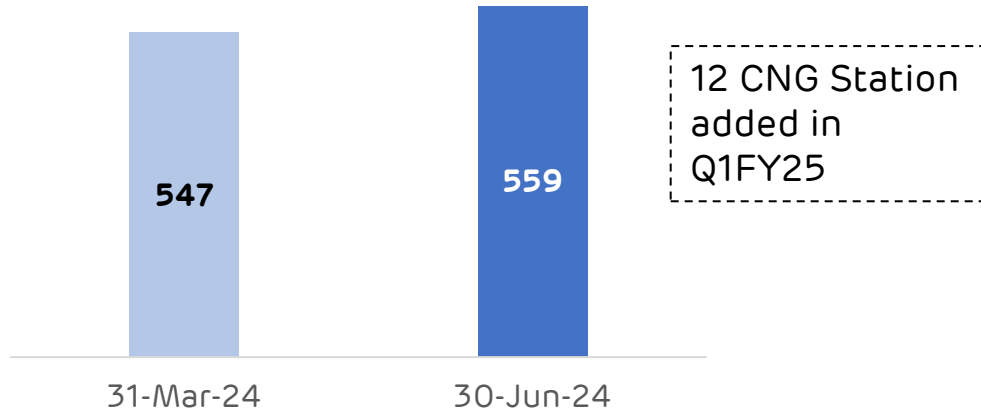
CGD - Operational Highlights

- CNG Stations increased to 559, Added 12 CNG stations, with 110 being CODO/DODO stations
- Steel pipeline network increased to ~ 12,244 inch-km
- 8.58 Lakh PNG Home Connection, ~ 38,165 lakh homes connected to PNG
- PNG Commercial & Industrial connection Customers increased to 8,542.

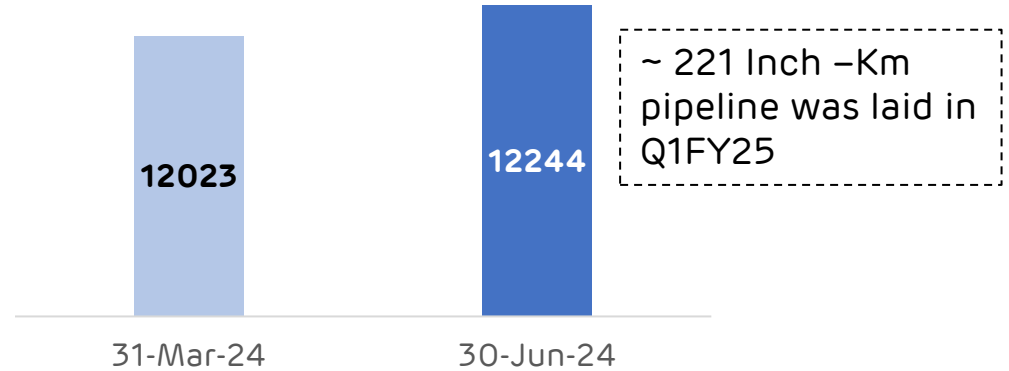


Infrastructure Update : As on 30 June 2024

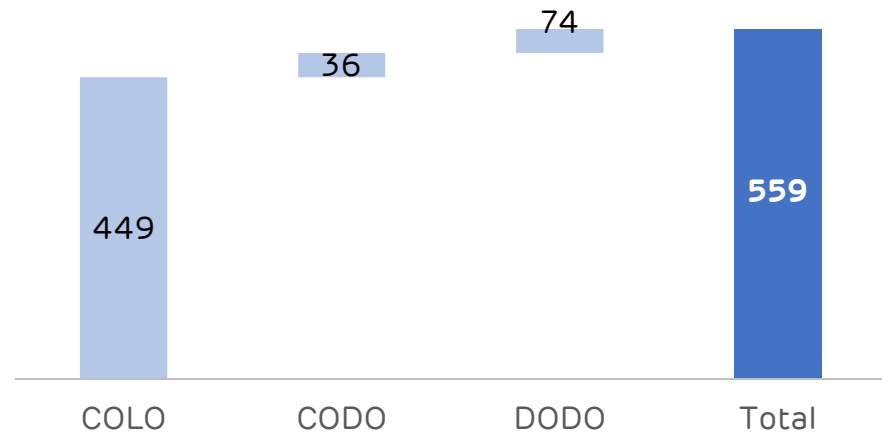
CNG Stations



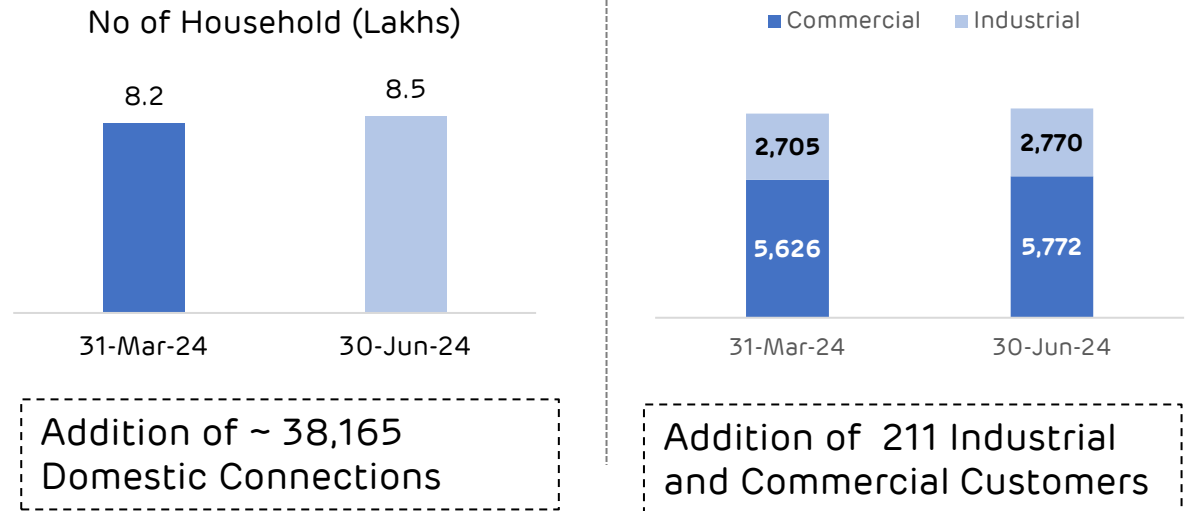
Steel Network in Inch-Km



Break up of CNG Stations

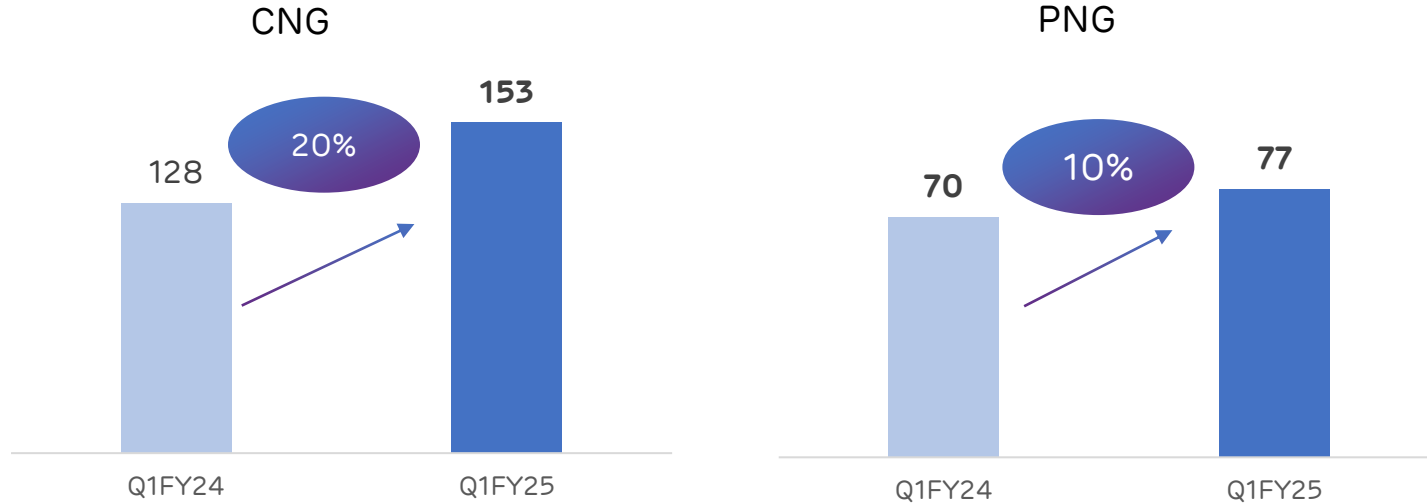


PNG Connections



Volume & Gas Sourcing –Q1FY25 - Y-o-Y

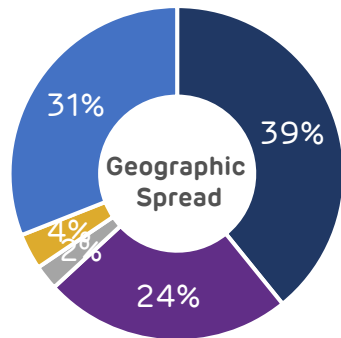
Volume in MMSCM



CNG Volume has increased by 20% Y-o-Y on account of CNG network expansion across multiple GAs

With recovery of Industrial Volume and addition of new Domestic & Commercial connection, PNG Volume increased by 10%

Geographic Spread



Increase of New GAs volume mix to 31% in Q1FY25 from 27% in FY24

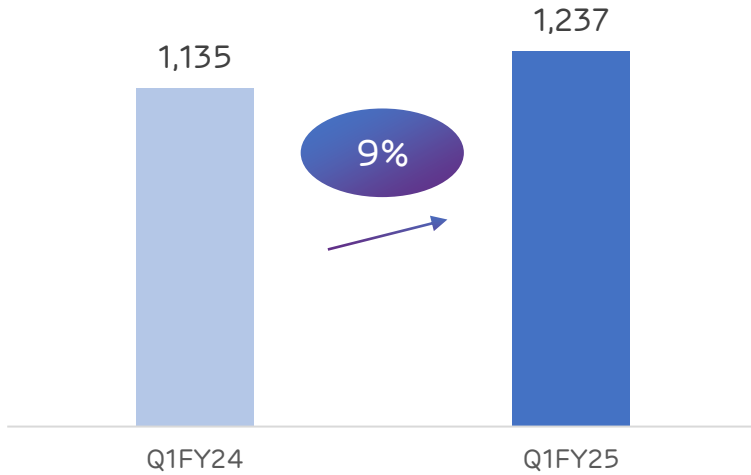
■ Ahmedabad ■ Faridabad ■ Vadodara ■ Khurja ■ New GAs

Gas Sourcing Update

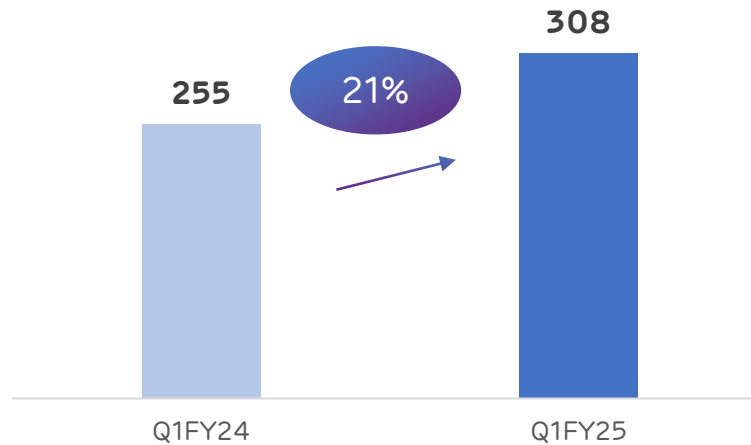
- Portfolio diversification and Recalibration through long term agreements:
 - ❖ 3 Year GAIL HH contract w.e.f. January 2024
 - ❖ 1 Year Vedanta Contract w.e.f. April 2024
 - ❖ Monthly Spot purchase to take advantage of lower price market
- HPHT price has reduced to \$9.87/MMBTU w.e.f. 1st April 2024
- On account of higher CGD demand and lower APM allocation, there has been shortfall of ~30% in APM gas in Q1 FY25
- The shortfall of APM is being mitigated by competitively priced HPHT gas in ATGL portfolio.

All Fig in INR Crs

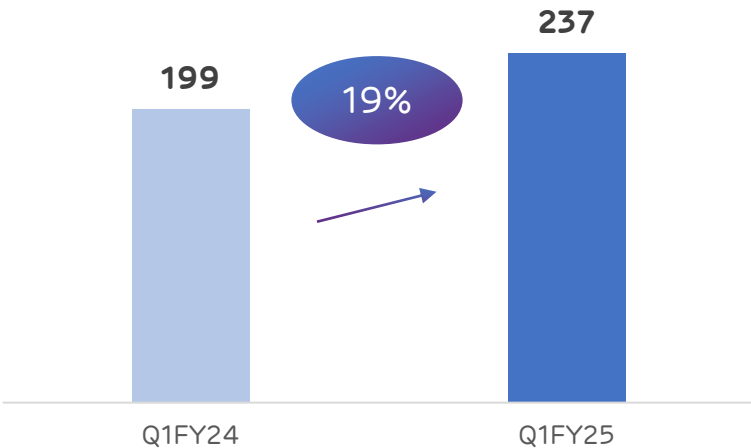
Revenue From Operations



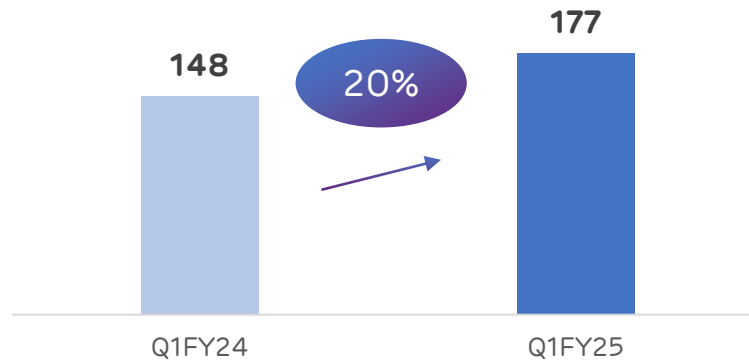
EBITDA



PBT



PAT






























Y-o-Y Comparison

- EBITDA has increased by **21% Y-o-Y** on account of higher volume.
- PBT and PAT increased by **19% and 20% Y-o-Y** respectively.

05

ESG Framework & Sustainability Update – Q1FY25

Initiatives	Target for FY 2024-25	UN SDGs	Achievement in Q1
 Solarization	1.5 Mw of Solar by end of FY25	  	<ul style="list-style-type: none"> Installed 33.63 kW of solar capacity, commissioning to be start.
 Methane Leak detection & Repair	To Cover 3500 Km & Y-O-Y reduction by 10%	  	<ul style="list-style-type: none"> 558 Km covered for methane leak detection & Repair
 Water Management	25 sites facilitated by Rainwater Harvesting System	  	<ul style="list-style-type: none"> 04 sites facilitated by Rainwater harvesting, work on 15 sites on-going
 Greenmosphere	Planting of 50,000 Trees & reaching up to 2.7 lacs	  	<ul style="list-style-type: none"> Currently 520 Nos. of LCVs running on CNG
 Decarbonization of fleets	Sustain 100% Decarbonization of Fleets	  	<ul style="list-style-type: none"> Total 3228 Nos. workers trained through 207 safety training programs
 Waste Management	05 sites with Zero waste to landfill Certification	  	
 Employee Fatality at workplace	zero Fatality & <0.25 LTIFR	 	

Green Millenium : Students Training on Climate program



- ❑ 100 schools are planned during FY 2024-25
- ❑ More than 30000 student's will be covered
- ❑ GA coverage : **Ahmedabad, Kheda, Surendranagar, Faridabad, Khurja, Jhansi, Palwal, Barwala**

❑ **SDGs Alignment**



Drivers Training & Rest Area



- ❑ **Total 730 Drivers to be trained in FY 25**
- ❑ 300 drivers has been trained on defensive driving in Q1.
- ❑ DDT given on main **03 principles Visibility, Space and Communication**

❑ **SDGs Alignment**



CSR Initiative: Smart Classroom (Pilot scale)



- ❑ **Aim to provide quality education to students, those who living below poverty line or aspirational district.**
- ❑ School Transformation through smart classroom & sanitation facility approach, partnering with **M/S Yuvaunstoppable**

❑ **SDGs Alignment**



CSR Initiative: Sanitation facility

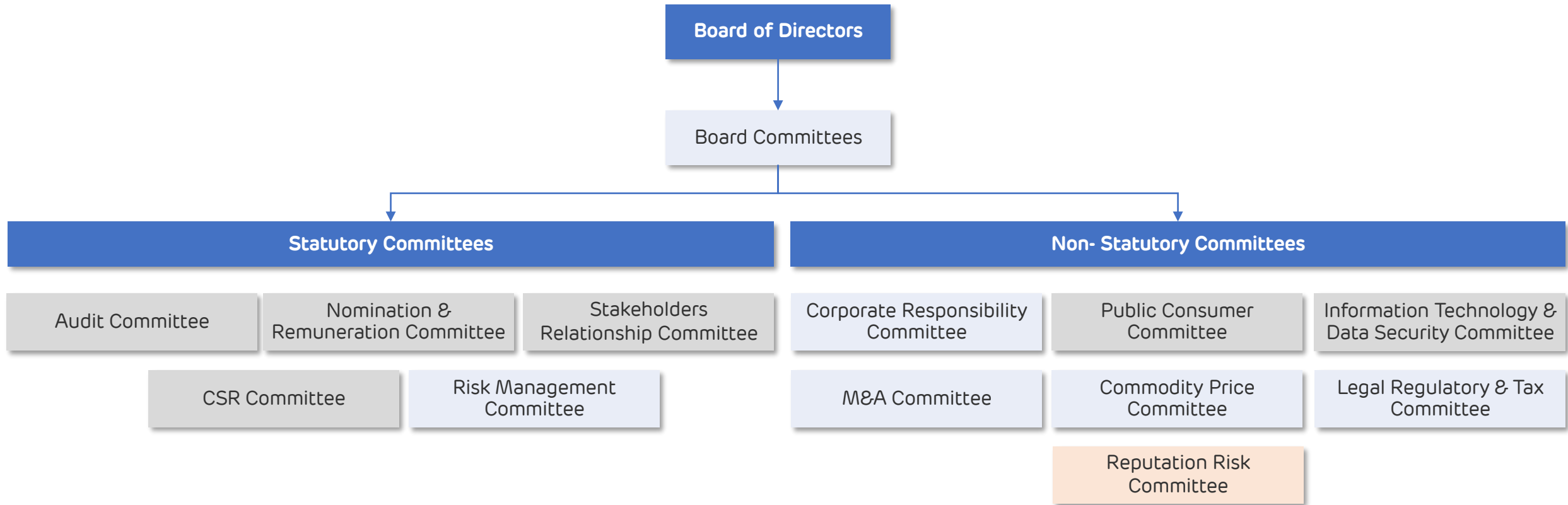


Our Approach




❑ **SDGs Alignment**







- ✓ 2 nominee directors from Adani Group & Total Energies and 1 Executive Director (CEO)
- ✓ 11 Out of 12 Committees is being chaired by Independent director
- ✓ 6 Out of 12 Committees has 100% Independent Directors



Denotes 100% Independent Director Committee



Chaired by Independent Director



Chaired by Non-Executive Director

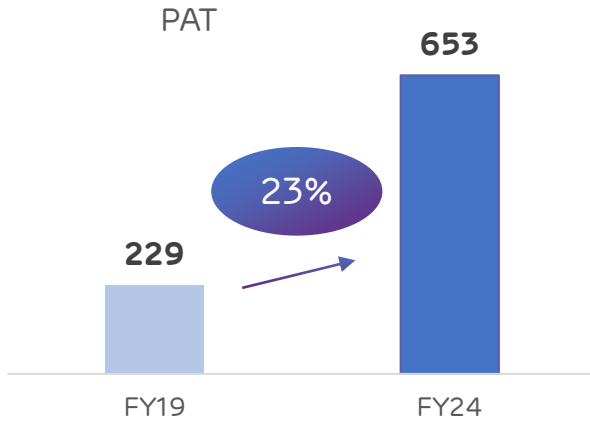
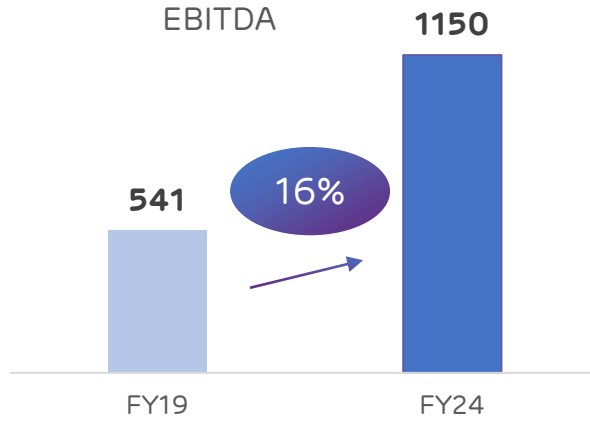
*Sub-Committee of Risk Management Committee

06

Rationale for Investment

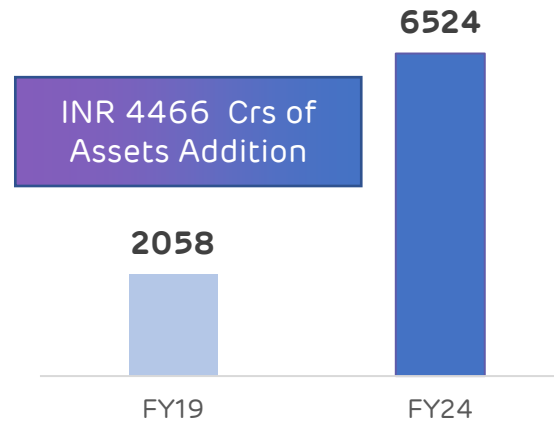
ATGL : Strong Growth with Financial Discipline

All Fig in INR Crs except ratios

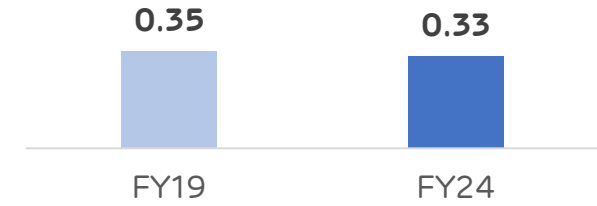


Strong Operational Performance has led EBITDA growth of 16% CAGR and PAT of 23% CAGR

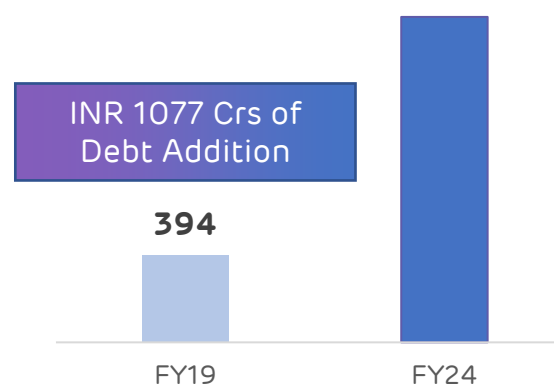
Total Assets



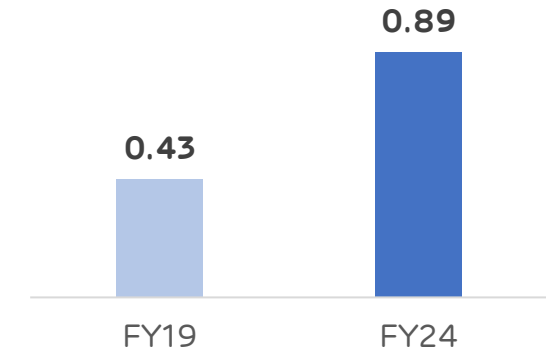
Gross Debt to Net Fixed Assets



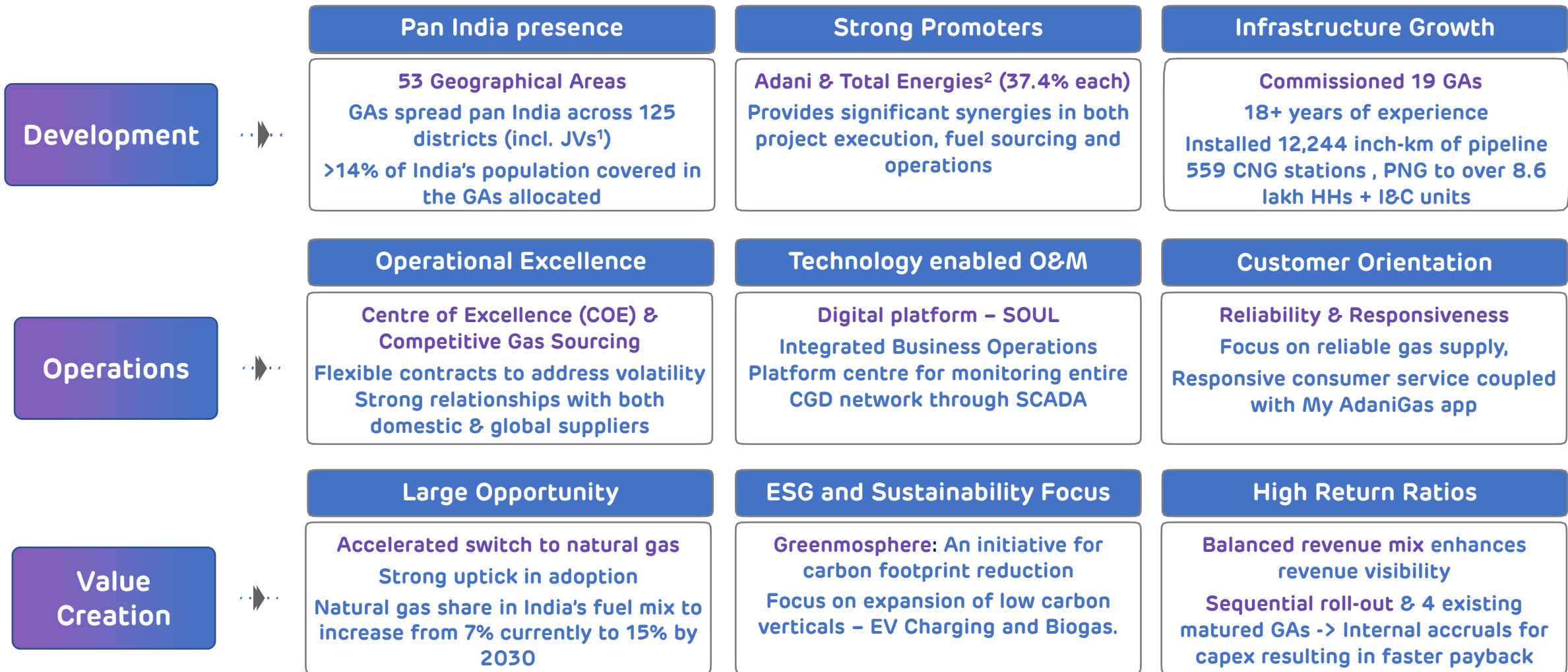
Gross Debt



Net Debt to EBITDA

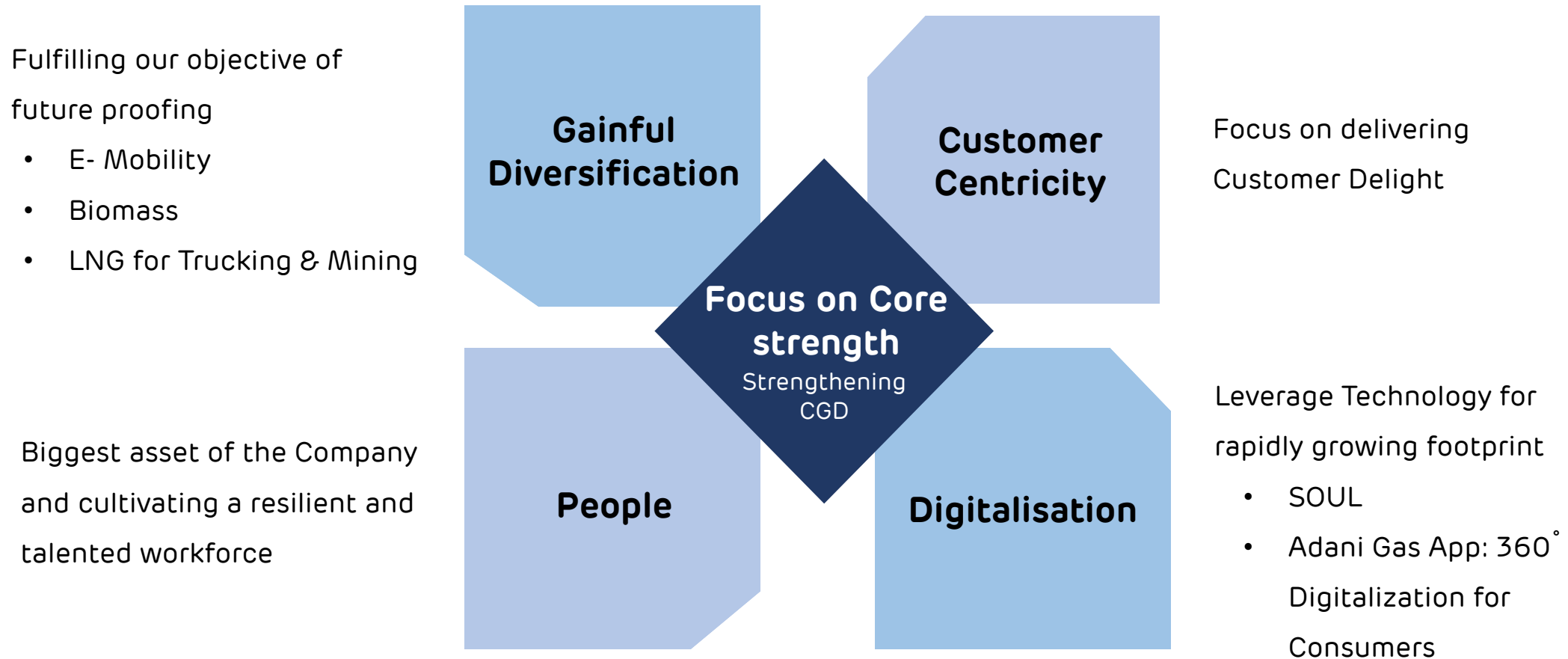


ATGL continues to have strong Balance sheet and follows robust financial prudence and has Net Debt to EBITDA ratio of 0.89x and Gross Debt to Fixed Assets at 33% which implies that assets are backed by lower leverage



1. 50:50 JV between ATGL & Indian Oil Corporation Ltd. (IOAGPL) operates 19 GAs; 2. TotalEnergies Holdings SAS, worlds second largest LNG private player acquired 37.4% stake in ATGL in Feb-2020.

GAs: Geographical Areas; JV: Joint Venture; CGD: City Gas Distribution; SCADA: Supervisory control and data acquisition; CNG: Compressed Natural Gas; O&M: Operations & Maintenance; mmscmd: Million Metric Standard Cubic Meters per Day; PNG: Piped Natural Gas; ESG: Environmental, Social & Governance; HH: Households; I&C: Industrial and commercial units

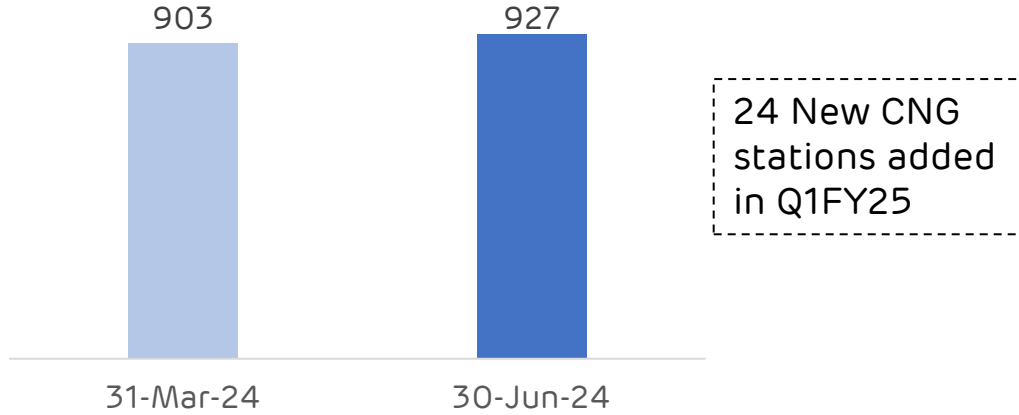


ATGL at an inflection point as we spearhead the transition towards clean energy solutions to customers.

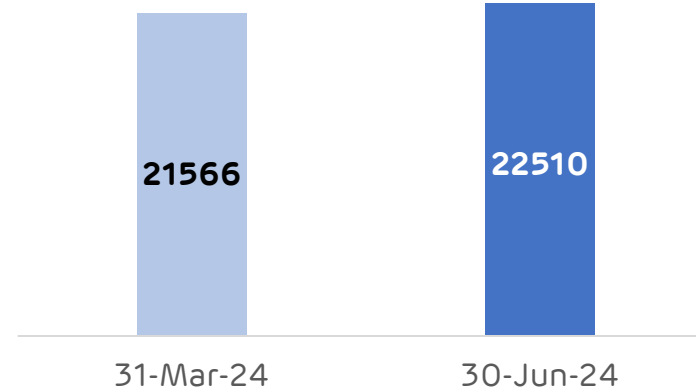
Annexure

Infrastructure Update - incl. JV – IOAGPL : As on 30 Jun 2024

CNG Stations

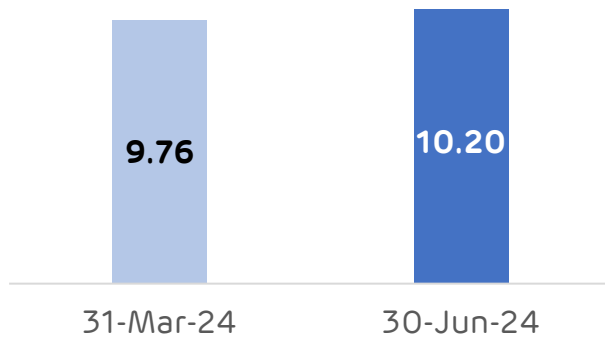


Steel Network in Inch-Km

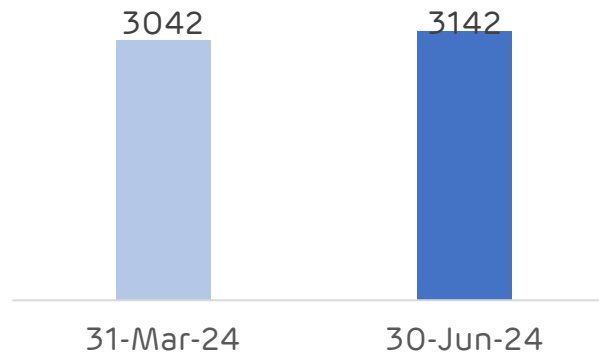


PNG Connections

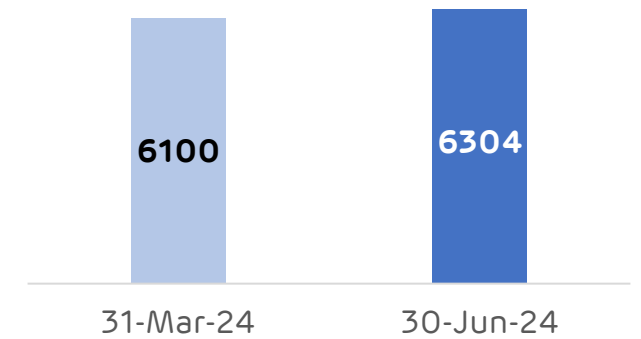
No of Households (Lakhs)



No of Industrial Connections



No of Commercial Connections



ATGL Key Financials : Income Statement Summary – Standalone (INR Cr)

Particulars	Quarter Ended			Year Ended
	30-Jun-24	31-Mar-24	30-Jun-23	31-Mar-24
Revenue from Operations	1237	1257	1135	4813
Cost of good sold	804	797	793	3188
Operating & other expenses	137	172	95	522
Total Expenditure	941	969	887	3710
Op. EBIDTA	296	289	248	1104
Other Income	12	16	8	47
EBIDTA	308	305	255	1150
Interest Expenses	26	29	24	111
Depreciation & Amortization Expenses	45	49	33	157
Profit Before Tax	237	227	199	882
Total tax expense	60	61	51	229
Profit After Tax	177	165	148	653
Earning Per Share (In Rs.)	1.61	1.50	1.34	5.94

ATGL Key Financials : Income Statement Summary – Consolidated (INR Cr)

Particulars	Quarter Ended			Year Ended
	30-Jun-24	31-Mar-24	30-Jun-23	31-Mar-24
Revenue from Operations	1239	1258	1135	4816
Cost of goods sold	804	797	793	3190
Operating & other expenses	138	173	95	523
Total Expenditure	943	970	888	3713
Op.EBIDTA	297	288	248	1104
Other Income	9	15	7	44
EBIDTA	306	303	255	1148
Interest Expenses	26	29	24	111
Depreciation & Amortisation Expenses	46	49	33	158
PBT before share of profit from joint ventures	233	225	199	878
Share in Profit/ (Loss) from Joint Venture	(1.6)	4.2	2.7	17.9
Profit Before Tax	232	229	201	896
Total tax expense	60	61	51	229
Profit After Tax (Consolidated)	172	168	150	668
Earning Per Share (In Rs.)	1.56	1.53	1.37	6.07

ATGL GAS

S.No.	Geographical Area	State
1	Ahmedabad City and Daskroi Area	Gujarat
2	Vadodara (part)	Gujarat
3	Surendranagar (EAAA)	Gujarat
4	Barwala & Ranpur Talukas	Gujarat
5	Navsari (EAAA) , Surat (EAAA), Tapi (EAAA) & the Dangs	Gujarat
6	Kheda (EAAA) & Mahisagar	Gujarat
7	Porbandar	Gujarat
8	Burhanpur, Khandwa, Khargone and Harda districts	Madhya Pradesh
9	Alirajpur, Nandurbar and Barwani districts	Maharashtra and Madhya Pradesh
10	Akola, Hingoli and Washim districts	Maharashtra
11	Balasore, Bhadrak & Mayurbhanj	Odisha
11	Amravati and Yavatmal districts	Maharashtra
12	Bhandara, Gondiya and Garchiroli districts	Maharashtra
13	Chittorgarh (Other than Rawatbhata) & Udaipur Districts	Rajasthan
14	Bilwara & Bundi Districts	Rajasthan
15	Nuh & Palwal	Haryana
16	Bhiwani, Charkhi Dadri & Mahendragarh Districts	Haryana
17	Faridabad	Haryana
18	Khurja	Uttar Pradesh
19	Jhansi (EAAA), Bhind, Jalaun, Lalitpur and Datia	Uttar Pradesh, Madhya Pradesh
20	Tikamgarh, Niwari, Chattarpur and Panna districts	Madhya Pradesh
21	Anuppur, Bilaspur and Korba	Madhya Pradesh, Chhattisgarh
22	Gumla, Latehar, Lohardaga, Simdega, Garhwa and Khunti districts	Jharkhand
23	Jashpur, Raigarh, Janjgir-Champa and Mahasamund districts	Chhattisgarh
24	Mungeli, Bemetara, Durg, Balod and Dhamtari districts	Chhattisgarh
25	Kabirdham, Raj Nandgaon and Kanker districts	Chhattisgarh
26	Kokrajhar, Dhubri, South SalmaraMankachar and Goalpara districts	Assam
27	Baksa, Barpeta, Bongaigaon, Chirang, Nalbari and Bajali districts	Assam
28	Nagaon, Morigaon, Hojai, Karbi Anglong and West Karbi Anglong districts	Assam
29	Koraput, Malkangiri, and Nabarangpur districts	Odisha
31	Cuddalore, Nagapatinam & Tiruvarur Districts	Tamil Nadu
32	Tiruppur District	Tamil Nadu
33	Udupi District	Karnataka
34	Jalandhar District	Punjab

IOAGPL GAS

S.No.	Geographical Area	State
1	Panchkula (EAAA), Sirmaur Districts, Shimla & Solan (EAAA) District	Haryana
2	Chandigarh	Chandigarh
3	Udham Singh Nagar	Uttarakhand
4	Panipat	Haryana
5	Allahabad (EAAA), Bhadohi & Kausambi Districts	Uttar Pradesh
6	Prayagraj	Uttar Pradesh
7	Bulandshahr (EAAA), Aligarh & Hathras Districts	Uttar Pradesh
8	Bulandshahr (Part)	Uttar Pradesh
9	Jaunpur and Ghazipur Districts	Uttar Pradesh
10	Gaya & Nalanda Districts	Bihar
11	Burdwan District	West Bengal
12	Dharwad	Karnataka
13	South Goa	Goa
14	Daman	Daman & Diu
15	Ernakulum	Kerala
16	Kozhikode & wayanad Districts	Kerala
17	Malappuram Districts	Kerala
18	Kannur, Kasargod & Mahe Districts	Kerala
19	Palakkad & Thrissur Districts	Kerala

Certain statements made in this presentation may not be based on historical information or facts and may be "forward-looking statements," including those relating to general business plans and strategy of Adani Total Gas Limited ("ATGL"), its future outlook and growth prospects, and future developments in its businesses and competitive and regulatory environment, and statements which contain words or phrases such as 'will', 'expected to', etc., or similar expressions or variations of such expressions. Actual results may differ materially from these forward-looking statements due to a number of factors, including future changes or developments in its business, its competitive environment, its ability to implement its strategies and initiatives and respond to technological changes and political, economic, regulatory and social conditions in India. This presentation does not constitute a prospectus, offering circular or offering memorandum or an offer, or a solicitation of any offer, to purchase or sell, any shares and should not be considered as a recommendation that any investor should subscribe for or purchase any of ATGL's shares. Neither this presentation nor any other documentation or information (or any part thereof) delivered or supplied under or in relation to the shares shall be deemed to constitute an offer of or an invitation by or on behalf of ATGL. ATGL, as such, makes no representation or warranty, express or implied, as to, and does not accept any responsibility or liability with respect to, the fairness, accuracy, completeness or correctness of any information or opinions contained herein. The information contained in this presentation, unless otherwise specified is only current as of the date of this presentation.

ATGL assumes no responsibility to publicly amend, modify or revise any forward-looking statements, on the basis of any subsequent development, information or events, or otherwise. Unless otherwise stated in this document, the information contained herein is based on management information and estimates. The information contained herein is subject to change without notice and past performance is not indicative of future results. ATGL may alter, modify or otherwise change in any manner the content of this presentation, without obligation to notify any person of such revision or changes. No person is authorized to give any information or to make any representation not contained in and not consistent with this presentation and, if given or made, such information or representation must not be relied upon as having been authorized by or on behalf of ATGL. This presentation is strictly confidential. This presentation does not constitute an offer or invitation to purchase or subscribe for any securities in any jurisdiction, including the United States. No part of its should form the basis of or be relied upon in connection with any investment decision or any contract or commitment to purchase or subscribe for any securities. None of our securities may be offered or sold in the United States, without registration under the U.S. Securities Act of 1933, as amended, or pursuant to an exemption from registration therefrom. This presentation is confidential and may not be copied or disseminated, in whole or in part, and in any manner. This presentation contains translations of certain Rupees amounts into U.S. dollar amounts at specified rates solely for the convenience of the reader.

Investor Relations

[Mr. Priyansh Shah](#)

Investor Relations

Priyansh.shah@Adani.com

+91 79 6624 3054

 THANK YOU