



Biocon Limited

20th KM, Hosur Road
Electronic City
Bangalore 560 100, India
T 91 80 2808 2808
F 91 80 2852 3423

CIN : L24234KA1978PLC003417

www.biocon.com

BIO/SECL/SP/2024-25/49

June 27, 2024

To, The Secretary BSE Limited Department of Corporate Services, Phiroze Jeejeebhoy Towers, Dalal Street, Mumbai – 400 001	To, The Secretary National Stock Exchange of India Limited Corporate Communication Department, Exchange Plaza, Bandra Kurla Complex, Mumbai – 400 050
Scrip Code - 532523	Scrip Symbol - BIOCON

Dear Sir/Madam,

Subject: Investor Presentation – Q4 FY24.

With reference to the captioned subject, please find enclosed the Investor Presentation under Regulation 30 of the Securities and Exchange Board of India (Listing Obligations and Disclosure Requirements) Regulations, 2015 (“SEBI Listing Regulations”).

The above information will also be available on the website of the Company at www.biocon.com.

Kindly take the above information on record.

Thanking You,

Yours faithfully,

For **Biocon Limited**

Mayank Verma
Company Secretary & Compliance Officer
Membership No.: ACS 18776

Enclosed: Investor Presentation

Investor Presentation

June 2024

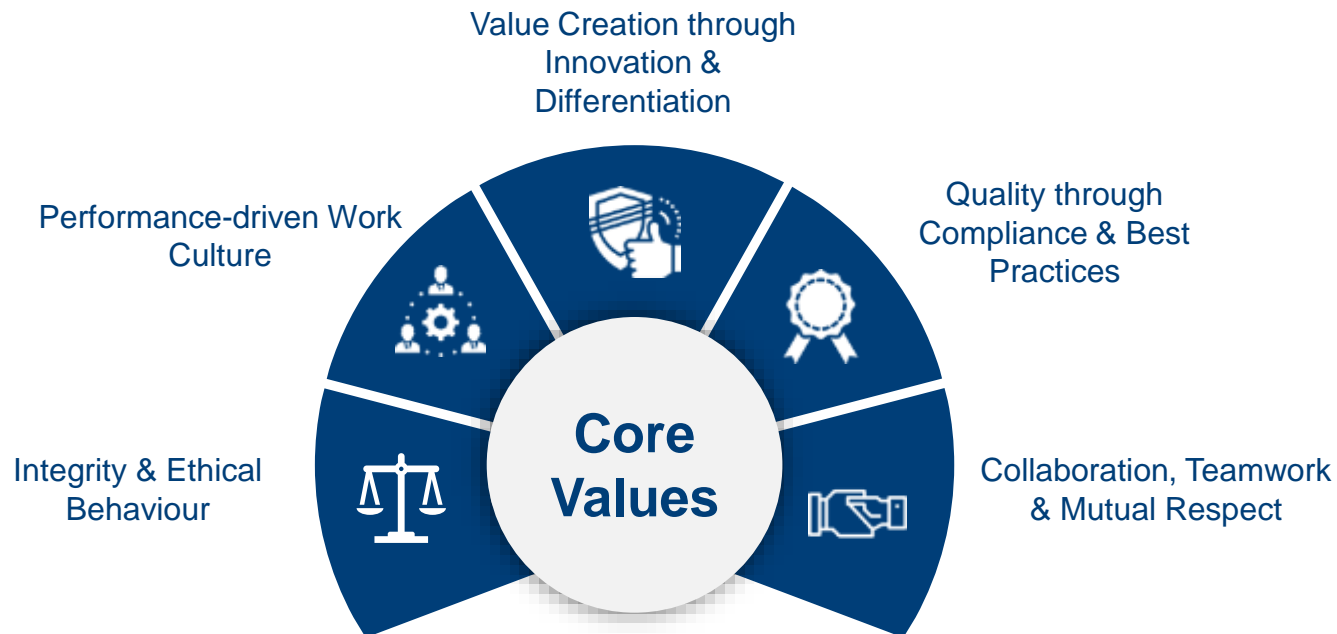


**Relentless Pursuit.
Differentiated Growth.**

Integrated Annual Report 2023



Biocon is a technology-enabled, future-ready, global biopharmaceuticals leader driven by an unwavering purpose to enhance healthcare worldwide through high-quality, affordable therapies that can lower costs, increase access and improve treatment outcomes.



Biocon at a Glance



**₹15,621 Cr |
~ \$1.9 Bn**
Total Revenue*



16,300+
Total Employees#



Rank #8
Among Top 10 Global
Biotech, Pharma &
Biopharma Sector**



1,700+
Patents#



100+
cGMP approvals from
International regulatory agencies



8
Manufacturing
units#



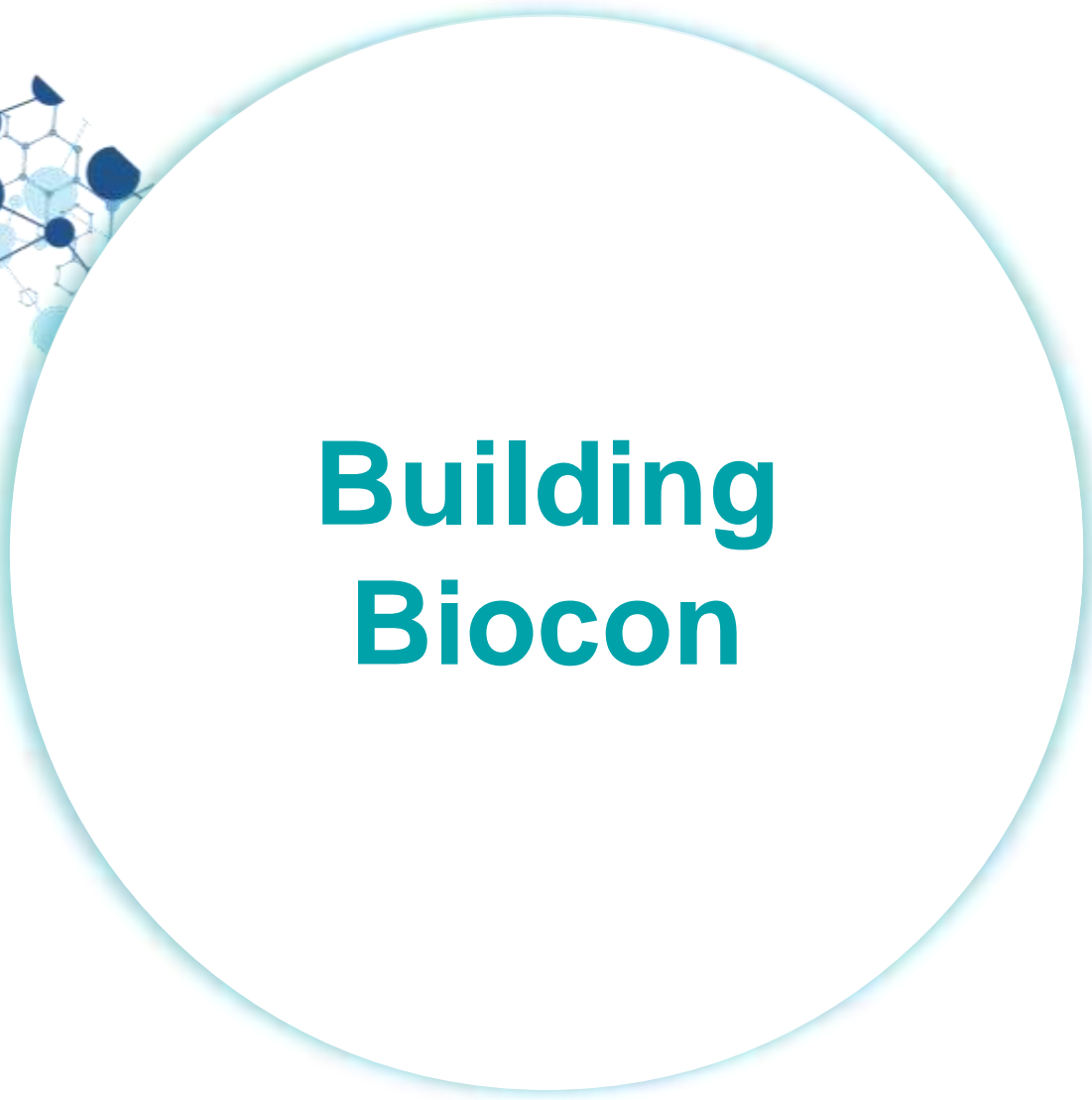
120+
Countries where our
products are
available#



14 of top 20
Pharma companies
served by service
portfolio#



Top 25
Products within
portfolio***

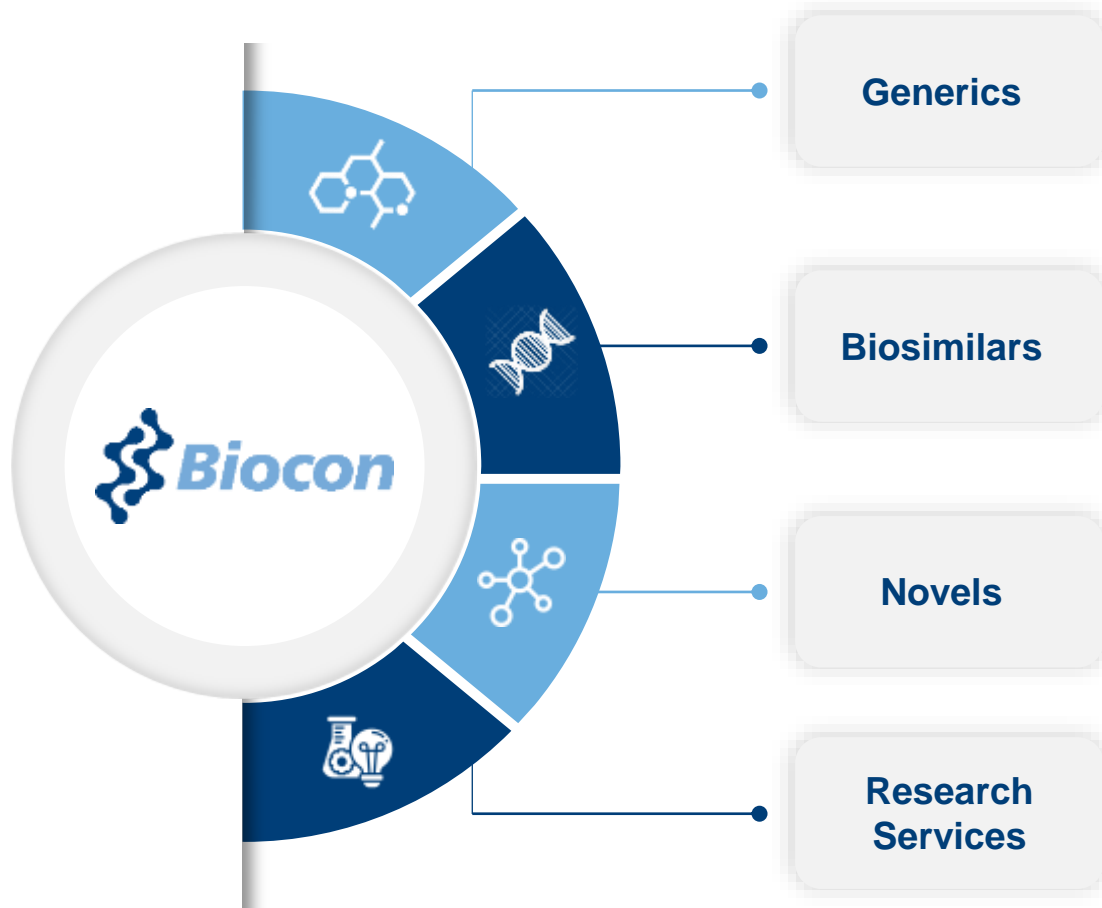


Building Biocon



Biocon: One Company, with multiple value propositions across its verticals

From pipeline to production, from drug discovery to drug delivery, we bring differentiated, high-quality & affordable healthcare products & services, globally



Generics

Ensuring access through quality, affordability, reliability

- Leadership in fermentation-based APIs – Immunosuppressants, statins, anti-infectives
- Serving 750+ API customers with a portfolio of 50+ APIs from our global scale API facilities
- Expanding portfolio in peptides, high potent and synthetic APIs
- Evolving as a vertically integrated player in complex generic formulations; portfolio of 75+ products

Biosimilars

Leading vertically integrated global biosimilars company

- Invested >\$1 Bn in the development and manufacturing of biosimilars ahead of its peers
- End-to-end capabilities spanning R&D, manufacturing and commercialization in Advanced & Emerging Markets
- Committed to enabling affordable access with global reach in 100+ countries
- Achieved several global “firsts”, setting new benchmarks for the industry
- Comprehensive industry leading portfolio of 20 biosimilars; the global biosimilar market expected to reach ~\$56 Bn by 2030*

Novels

Pushing scientific boundaries to deliver impactful innovations

- Differentiated pipeline in immunology with expansions into new indications
- Bicara addressing unmet need in oncology through precision immunotherapy with BCA 101

Research Services

Syngene - partnering to deliver innovative scientific solutions

- A global CRO and CDMO offering integrated solutions across discovery research, development and manufacturing including commercial supplies for both small and large molecules
- Scientific services spanning multiple therapeutic areas, modalities and industry segments
- Working with 400+ clients and collaborated with 14 of the top 20 pharmaceutical companies
- Operating to global quality standards from 2 Mn sq. ft. R&D and manufacturing infrastructure in Bengaluru, Mangaluru, and Hyderabad



* Revenue only from Biosimilars | Methodology – Originator sales based on LOE x 80% biosimilar adoption x 65% price erosion

Generics Business at a Glance



Presence in
100+
countries including U.S.,
Europe & large EMs



7
State-of-the-art
manufacturing
sites



90+
cGMP approvals
received from international
regulatory agencies



R&D team of
500+
Scientists &
Postgraduates



750+
Global
customer reach



Portfolio comprises
50+ APIs
75+ Generic
formulations



120+
Generic
formulation
dossiers
submitted



500+
DMFs filed in various
jurisdictions



390+*
Patents



Generics : API & Formulations - Growth Levers

Strengths built over the years

- Expertise in fermentation technology, large scale chromatography & synthetic chemistry
- Leveraging in-house APIs to forward integrate and move up the value chain
- Balanced portfolio across therapeutic segments

Product Portfolio Expansion

- API - Expanding portfolio beyond fermentation and synthetic molecules to peptides, high potent APIs
- Formulations – Complex injectables, device dependent products, potent oral solids, modified-release and extended-release oral solids
- Augmenting portfolio through in-licensing strategy and development outsourcing

Capacities Additions & Expansion

- Immunosuppressants API (Visakhapatnam)
- Other Fermentation API (Bengaluru)
- Peptides (Bengaluru)
- Synthetic API (Hyderabad)
- Injectables (Bengaluru)
- Oral solid manufacturing facility (U.S.)

Business Development initiatives

- Strategic partnerships with key customers
- Local manufacturing mandate opportunities in global markets - Technology transfer/ API supply / finished dosage formulations
- API: Expansion of business in key markets
- Formulations: Expand commercial footprint beyond U.S., either directly or through partners

Other initiatives

- Continued focus on cost improvement and quality compliance
- De-risk critical intermediates and KSM sources
- Digital transformation to support key strategic priorities
- Focus on ESG initiatives like use of energy efficiency, renewable energy, promoting gender diversity (incl. women on the shop-floor)



Generics : Our Key APIs and Formulations

APIs *

Therapeutic Area	Molecule	Therapeutic Area	Molecule
Cardiovascular	Apixaban	Immunosuppressants	Tacrolimus
	Atorvastatin		Mycophenolate Mofetil
	Dabigatran		Mycophenolate Sodium
	Fluvastatin		Everolimus
	Ivabradine		Sirolimus
			Pimecrolimus
		Dasatinib	Oncology
	Pravastatin	Everolimus	
	Rivaroxaban	Lenalidomide	
	Rosuvastatin	Temsirolimus	
	Simvastatin	Cabozantinib	Anti-fungal
	Lovastatin		
	Sacubitril		
Anti-Diabetics	Liraglutide	Multiple Sclerosis	Micafungin
	Dapagliflozin		Anidulafungin
	Empagliflozin		Posaconazole
	Linagliptin	Others	Fingolimod
	Repaglinide		Glatiramer Acetate
	Sitagliptin		Teriflunomide
	Vildagliptin		Orlistat
			Deferasirox
			Brinzolamide
			Mirabegron
		Lurasidone	

FORMULATIONS

Therapeutic Area	Molecule	US	Dev Markets: ex-US	MoW ¹	
Cardiovascular	Rosuvastatin Calcium	■	UK, EU [§]	■	
	Simvastatin	■			
	Atorvastatin	■			
	Pravastatin	■			
	Labetalol HCl	■			
	Dabigatran		UK, EU [§]		
	Prazosin	■			
	Rivaroxaban		UK, EU [§]		
	Oncology	Everolimus	■	EU [§]	■
		Pemetrexed	■	TA	
Lenalidomide		■	UK, EU [§]	■	
Dasatinib		■	TA	■	
Immunosuppressants	Tacrolimus	■		■	
	Mycophenolic Sodium	■		■	
Multiple Sclerosis	Fingolimod	■	UK, EU [§]	■	
	Teriflunomide	■			
	Dimethyl Fumarate		UK, EU [§]		
Others	Liothyronin (Hypothyroidism)	■			
	Liraglutide(Anti-diabetic & Anti-Obesity)		UK		
	Aminocaproic acid Tablet & Oral Sol. (Antifibrinolytic)	■			
	Dapagliflozin (Anti Diabetic)	■	TA		
	Esomeprazole DR (GI)	■			
	Dorzolamide (Ophthalmic)	■			
	Dorzolamide Timolol (Ophthalmic)	■			
	Posaconazole (Anti-Fungal)	■	UK, EU [§]	■	
	Famotidine (GI)	■			
	Vigabatrin Tablet & Oral Sol. (CNS)	■			
Oxcarbazepine (CNS)	■				

* Filed DMFs | ¹MoW - Most of the World markets | [§]Select EU countries | TA – Tentative approval

Biosimilars Business at a Glance



Global reach in
120+
countries including U.S.,
Europe and Emerging Markets



Top 15
in global
biomanufacturing
capacity



85+
cGMP approvals
received from key regulatory
agencies



Diverse global
talent pool of
~5,500
people



390+*
Patents



Portfolio comprises
20 biosimilars



9
Approved
Products in Global
Markets

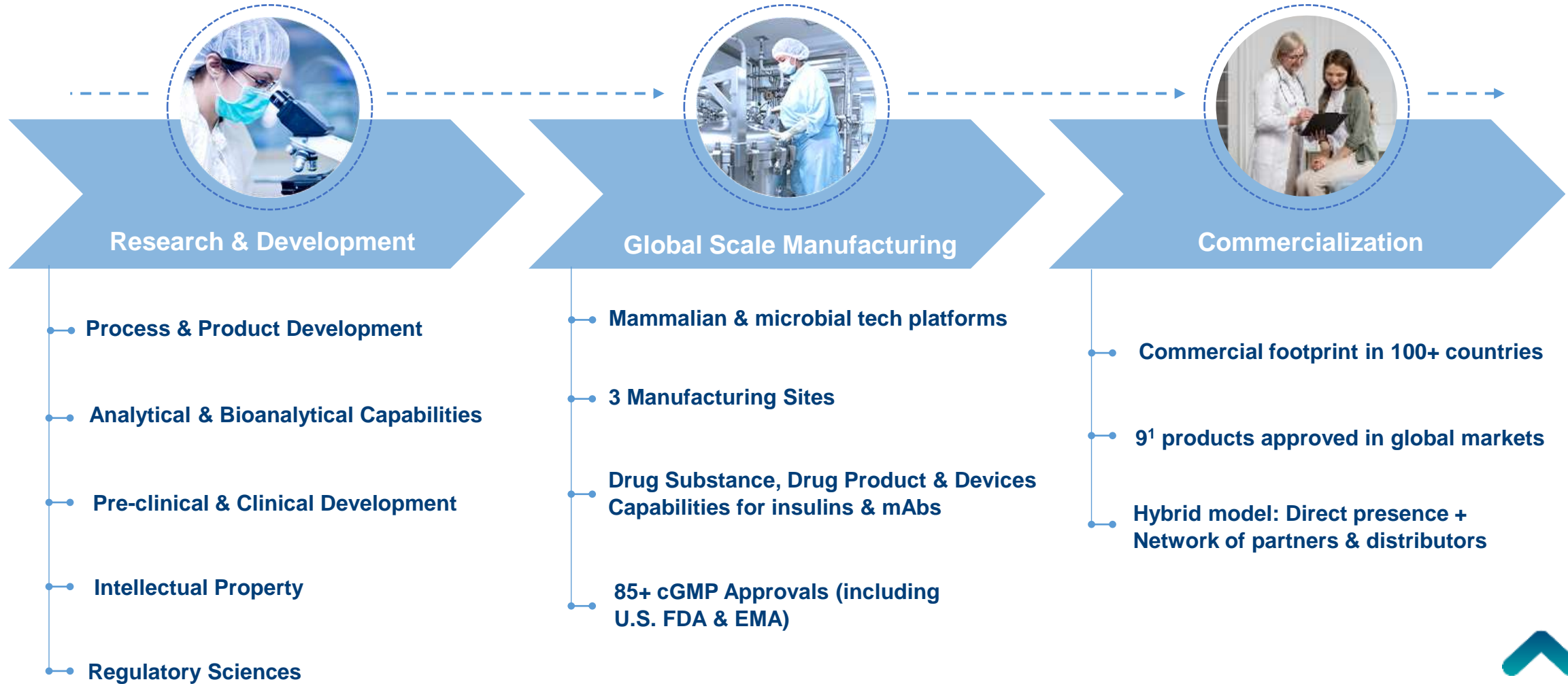


5.5 Mn+
Patients served

Unique, fully integrated leading global biosimilars player



Biosimilars: Unique, fully integrated capabilities from lab to market



¹Two products are in-licensed i.e. Adalimumab & Etanercept



Biosimilars: Leading global player with a strong track record of success

Built on a 40+ year legacy of cutting-edge science

- **Invested >\$1 Bn in biosimilars ahead of its peers** to build expertise across multiple platforms and a differentiated portfolio - including insulins, mAbs and fusion proteins
- **In-house R&D, clinical and regulatory capabilities** to develop high precision biosimilars for global markets
- **Expertise in large scale manufacturing**, across Drug Substance, Drug Product and Devices and among the **Top 15 globally** in biomanufacturing **capacity**
- **Commercial reach in 100+ markets** through a combination of direct presence¹, strategic partnerships and distributors







...with a strong track record in an attractive market

- **Achieved many 'firsts' in the industry** - first to receive bTrastuzumab, bPegfilgrastim and interchangeable bGlargine approval in the US
- **Commercialized products in key Advanced Markets**, such as the US, EU, Japan and **several Emerging Markets** (e.g., India, Brazil, UAE, etc.)
- **Backed by marquee investors** including Tata Capital, True North, Goldman Sachs, ADQ, Viatris, Serum and Edelweiss
- Biosimilars are an **attractive market** with the global biosimilar market expected to reach ~\$56 Bn by 2030².

Committed to enabling affordable access to high quality biosimilars globally



Biosimilars: Comprehensive, industry leading portfolio of 20 biosimilars

Therapy Area	Oncology 	Immunology 	Ophthalmology 	Bone Health 	Diabetes 	Others 
Approved or Commercial	<ul style="list-style-type: none"> • Pegfilgrastim • Trastuzumab • Bevacizumab 	<ul style="list-style-type: none"> • Adalimumab • Etanercept 	<ul style="list-style-type: none"> • Aflibercept 		<ul style="list-style-type: none"> • rh-Insulin • Glargine U100 • Aspart 	
Late Stage¹	<ul style="list-style-type: none"> • Denosumab • Pertuzumab 	<ul style="list-style-type: none"> • Ustekinumab 		<ul style="list-style-type: none"> • Denosumab 		
Early Stage²	2 undisclosed assets	3 undisclosed assets			<ul style="list-style-type: none"> • Glargine U300 • 1 Undisclosed 	1 undisclosed asset

New product launches planned almost every year through 2030



¹ Clinical to BLA Review; ² Pre-Clinical

Novel Molecules: Itolizumab



Pushing to deliver impactful innovations in collaboration with Equillium Inc.



Itolizumab

World's first novel humanized anti-CD6 monoclonal antibody that selectively targets the CD6-ALCAM pathway

Biocon's second global 'lab to market' novel biologic after Nimotuzumab

Launched in India in 2013 to treat chronic plaque psoriasis under the brand ALZUMAb™

Licensed out rights to develop & commercialize in the U.S., Canada, Australia and New Zealand to U.S.-based biotechnology company, Equillium Inc. in 2017

Option and Purchase Agreement entered between Equillium and Ono Pharmaceutical Co., Ltd, Japan, where Equillium has granted Ono the exclusive right to acquire its rights to itolizumab

Acute Graft-Versus-Host Disease (aGVHD)

- ✓ Pivotal Phase III Study initiated in April 2022 for use in First-Line treatment of aGVHD; enrollment ongoing
- ✓ Received U.S. FDA Fast Track & Orphan Drug Designations
- ✓ European Commission granted Orphan Drug Designation
- ✓ Data Monitoring Committee interim review expected in Q3 CY24

Systemic Lupus Erythematosus/ Lupus Nephritis (SLE/LN)

- ✓ Received Fast Track designation from the U.S. FDA
- ✓ Given positive trends in Part A, expanded Part B portion of Phase 1b EQUALISE study to clinical centers in India
- ✓ Positive topline data was announced on April 1, 2024

Cytokine Release Syndrome treatment in 'Moderate to Severe' Acute Respiratory Distress Syndrome

- ✓ Repurposed for prevention & treatment of COVID-19 complications in India in 2020
- ✓ Granted 'Restricted Emergency Use' approval in September 2020

Ulcerative Colitis

- ✓ Enrolment for Phase II clinical trial in India for Ulcerative Colitis complete.

Novel Molecules: Bicara Therapeutics* - Dual Action | Dual Impact

The precision of targeted therapies | The power of tumor modulators



BCA101

(Formerly FmAb2)

Lead candidate

First-in-class EGFR / TGFβ-trap bifunctional antibody

BCA 101

- ✓ Lead product candidate, **BCA101** (EGFR / TGF-β-trap) demonstrates tumor target engagement and clinical activity
- ✓ BCA101 + pembrolizumab combination dose expansion study **in 1L HNSCC demonstrates significant improvement over standard of care**
 - ✓ In Ph 1 HNSCC trials, BCA101 **demonstrated a strong clinical profile, including an ORR of 57%, CR rate of 18%, mPFS of at least 6.2 months**, and a well-tolerated safety profile
- ✓ Strong scientific rationale supports BCA101's applicability beyond HNSCC, including sqNSCLC, squamous esophageal, and others

Organization

- ✓ \$165 Mn Series C closed in December 2023 led by TPG and Braidwell. \$355 Mn raised to date from syndicate of dedicated biotech investors. Biocon ownership is 14% as of year-end 2023.
 - ✓ Carolyn Ng, Partner of TPG life Sciences Innovation, joined the Board in conjunction with this financing.
 - ✓ All existing Series B investors participated in this Series C financing.
- ✓ Highly experienced management team, board of directors and advisory board
 - ✓ Continue to expand senior clinical team: Jeltje Schulten, SVP, Clinical & Medical Affairs
- ✓ Leveraging the Biocon and Syngene infrastructure to offer agility and deep experience in CMC/ drug development

Syngene's broad capabilities, spanning the value chain, facilitate integration to captures additional benefits for clients

Research business

Development and Manufacturing business

Discovery Services



Dedicated R&D Centers



Development Services



Manufacturing Services



Flexible Platform with capability across multiple modalities including small molecule, large molecule, peptides, oligonucleotides, antibody drug conjugates, PROTACs

SynVent - our proprietary platform for Integrated Drug Discovery

SARchitect- our proprietary platform for data visualization and analysis, including features specifically designed to foster collaboration between scientific experts across geographies

Ring-fenced infrastructure for exclusive operations for an individual client

Dedicated, multi-disciplinary team of scientists

Access to entire Syngene ecosystem for specialist research and development operations

Pre-clinical to clinical trials

Drug substance and drug product development

Associated services to demonstrate the safety, tolerability and efficacy of the selected drug candidate

cGMP-compliant manufacturing of clinical supplies, and registration batches for small molecules

Manufacturing of small and large molecules for commercial supplies

cGMP-compliant facilities

State-of-the art API manufacturing and Biologics manufacturing facilities



Syngene: Strategic Priorities



Research: Discovery Services

Provide end-to-end therapeutic discovery and preclinical development capabilities including differentiating research technologies and platforms, across many disciplines, disease areas and therapeutic modalities



Research: Dedicated Centers

Further enhance our current collaborations with Amgen, Bristol Myers Squibb (BMS), and Baxter through our Dedicated Centers. These centers serve as a robust base for future strategic planning, offer revenue predictability over the medium to long term, and ensure stable cash flows



Operational Excellence

Emphasize operational excellence through improved productivity and efficiency to enhance customer delivery



Development and Manufacturing Services – Small Molecules

Leverage existing capabilities of Chemistry, Manufacturing, and Controls (CMC) solutions and commercial manufacturing, provide an Integrated end-to-end Small Molecule Development and Manufacturing services to the clients



Development and Manufacturing Services – Large Molecules

Drive an integrated approach for biologics development and manufacturing, creating a one-stop-shop capability that spans from drug discovery to commercial manufacturing for biologics



People

Cultivate a high-performance organization while advancing comprehensive succession planning measures.



Environmental, Social and Governance (ESG)

Committed to operating in a responsible and sustainable manner.



Q4 and FY24 Highlights

Financial Highlights – Q4 FY24

In INR Cr	Q4 FY24	Q4 FY23	Q3 FY24	YoY (%)	QoQ(%)
Generics	719	744	703	(3)	2
Biosimilars	2,358	2,102	2,483 ¹	12	(5)
Novels	-	19	-	-	-
Research Services	917	994	854	(8)	7
Revenue from Operations	3,917	3,774	3,954¹	4	(1)
Total Revenue	3,966	3,929	4,519²	1	(12)
R&D	246	342	329		
<i>% of Revenue (Ex. Syngene)</i>	8%	12%	11%		
Core EBITDA³	1,176	1,260	983	(7)	20
<i>% Margin</i>	30%	35%	27%		
EBITDA	964	1,152	1,492	(16)	(35)
<i>% Margin</i>	24%	29%	29%		
Profit Before Tax (Before exceptional items)	328	500	787	(34)	(58)
<i>% Margin</i>	8%	13%	17%		
Net Profit (Before exceptional items)	144	335	644	(57)	(78)
Exceptional item, net of taxes & minority interest	(8)	(22)	16	(66)	(147)
Net Profit (Reported)	136	313	660	(57)	(79)

¹ Q3 FY24 Includes income from divesture of two non-core Branded Formulations India business units in Biocon Biologics of 350 crores; ² includes gain from Biocon's stake dilution/ fair valuation in Bicara Therapeutics of 456 crores

³ Core EBITDA defined as EBITDA before forex, dilution/ fair valuation gain in Bicara, R&D, licensing income, sale of non-core BFI assets and mark to market movement on investments.



Financial Highlights – FY24

In INR Cr	FY24	FY23	YoY (%)
Generics	2,799	2,765	1
Biosimilars	8,824 ¹	5,584	58
Novels	-	19	-
Research Services	3,489	3,193	9
Revenue from Operations	14,756¹	11,174	32
Total Revenue	15,621²	11,550	35
R&D	1,154	1,119	3
<i>% of Revenue (Ex. Syngene)</i>	<i>10%</i>	<i>14%</i>	
Core EBITDA³	4,195	3,807	10
<i>% Margin</i>	<i>29%</i>	<i>34%</i>	
EBITDA	4,164	2,888	44
<i>% Margin</i>	<i>27%</i>	<i>25%</i>	
Profit Before Tax (Before exceptional items)	1,537	1,189	29
<i>% Margin</i>	<i>10%</i>	<i>10%</i>	
Net Profit (Before exceptional items)	1,030	787	31
Exceptional item, net of taxes & minority interest	(8)	(324)	
Net Profit (Reported)	1,022	463	121



¹ FY24 Includes income from divestiture of two non-core Branded Formulations India business units in Biocon Biologics of 350 crores; ² includes gain from Biocon's stake dilution/ fair valuation in Bicara Therapeutics of 530 crores

³ Core EBITDA defined as EBITDA before forex, dilution/ fair valuation gain in Bicara, R&D, licensing income, sale of non-core BFI assets and mark to market movement on investments.

Biocon Generics: Q4 & full year FY24 Business Update

➤ Strong traction in the formulations business (up 36% YoY), led by growth of statins and immunosuppressants across all major geographies during FY24

➤ Despite the challenges faced in our API business, maintained Core EBITDA margins by cost control and saving initiatives

➤ Received approval for gLiraglutide in the U.K. First company globally to receive a generic approval in a major regulated market

➤ Made 38 drug products and 37 API filings and received 24 drug products and 20 API approvals across global markets during FY24

➤ Multiple manufacturing facility inspections with international regulatory agencies across various sites, with positive outcomes in FY24

- Vishal Nayyar appointed as Head – Supply Chain Management
- Amit Kaptain appointed as Head - Commercial API

➤ Formulations expected to be the key growth driver for FY25; expect performance to build throughout the year with a stronger H2

In ₹ Cr	Q4 FY24	Q4 FY23	Q3 FY24	YoY %	QoQ %
Revenue from Operations	719	744	703	(3)	2
Core EBITDA	155	166	155	(7)	-
% of revenue	21%	21%	21%		
PBT	50	75	50	(33)	-
% of revenue	7%	10%	7%		

In ₹ Cr	FY24	FY23	YoY %
Revenue from Operations	2,799	2,765	1
Core EBITDA	627	629	(0)
% of revenue	22%	22%	
PBT	230	264	(13)
% of revenue	8%	10%	

Biocon Biologics: Biosimilars – Q4 FY24 Business Update

- 1st quarter where Biocon Biologics directly managed the acquired business across geographies
- Continued increase in market share across products in the U.S.
- Market shares in Europe remain stable with double-digit shares in France, Germany and Belgium for bAdalimumab
- 7 new launches in Emerging Markets and a robust increase in demand across regions
- Entered a long-term commercial collaboration with Eris Lifesciences to expand patient access to our portfolio in India

Key Products' Market Share¹

United States			
	Mar-24	Jan-24	Mar-23
Fulphila (bPegfilgrastim)	21%	19%	14%
Ogivri (bTrastuzumab)	18%	14%	10%
Semglee (bGlargine)²	15%	12%	12%

Europe			
	Q4 CY'23	Q3 CY'23	Q4 CY'22
Fulphila (bPegfilgrastim)	8%	8%	6%
Ogivri (bTrastuzumab)	10%	10%	12%
Abvemy (bBevacizumab)	6%	6%	1%
Semglee (bGlargine)	4%	4%	3%
Hulio (bAdalimumab)	6%	6%	6%
Nepexto (bEtanercept)	2%	2%	1%

¹Market shares based on IQVIA volumes, Eq.SU I ²Includes both Semglee and unbranded Glargine

Biocon Biologics: Biosimilars – Q4 & full year FY24 Financial Update

➤ Q4 revenue grew 12% vs. last year and 10% on a sequential quarter basis after adjusting for income from the non-core BFI divesture in Q3 FY24

➤ Full year FY24 revenues crossed the USD 1 billion threshold driven by the acquisition and growth in core business

➤ Full year FY24 EBITDA Margins remain healthy at 25%

➤ Full year FY24 R&D Investments at 10% of revenues which will be a key driver of growth

In INR Cr	Q4 FY24	Q4 FY23	Q3 FY24	YoY %	QoQ %
Revenue from Operations	2,358	2,102	2,483 ²	12	10 ³
Core EBITDA¹	698	742	587	(6)	19
% of revenue	30%	39%	28%		
EBITDA	564	573	714 ²	(2)	(21)
% of Revenue	24%	27%	29%		

In INR Cr	FY24	FY23	YoY %
Revenue from Operations	8,824 ²	5,584	58%
Core EBITDA	2,458	2,216	11%
% of revenue	30%	41%	
EBITDA	2,190	1,338	64%
% of Revenue	25%	24%	

¹EBITDA before forex, R&D, licensing income, sale of non-core BFI assets and mark to market movement on investments;

²Q3 includes 350 Cr towards income from non-core BFI divesture; ³ Excluding 350 Cr income from non-core BFI divesture

Biocon Biologics: Biosimilars – Q4 FY24 Other Business Updates

- FDA accepted bUstekinumab filing and settled with J&J for a launch in the U.S. no later than February 2025 – will be among the first wave of entrants
- Settled with Bayer and Regeneron for a launch of bAflibercept in Canada no later than July 2025
- Dwight D. Hanshew Jr. appointed as Chief Quality Officer (CQO) – brings over 30 years of experience

Key Catalysts

- Accelerate growth for existing products & expand geographical footprint
- Focus on securing Regulatory Approvals in the near and medium term to drive sustainable growth and margins



Novels : Q4 & FY24 Update

Itolizumab (partnered with Equillium)

- Equillium presented positive data from Phase 1b EQUALISE Study of itolizumab in patients with lupus nephritis at the annual meetings of America Society of Nephrology and the American College of Rheumatology
- In April 2024, Equillium announced positive topline data from the type B portion of the Phase 1b EQUALISE Study of Itolizumab in patients with lupus nephritis. Study demonstrated clinically meaningful response in highly proteinuric subjects.

BCA101 (Bicara[§])

- During FY24, Bicara presented positive interim data from its ongoing, open-label Phase 1/1b dose expansion study of BCA101, at the European Society for Medical Oncology (ESMO) Congress evoking strong investigator interest
- Bicara closed a Series C fund raise in December 2023, raising USD 165 million. Post the fund raise, Biocon shareholding diluted to 14% and Bicara is no longer considered associate company of the Biocon group



Syngene: Q4 and full year FY24 Update

➤ Q4 and FY24 impacted by lower demand for research services stemming from a slowdown in US biotech funding environment

➤ Full year performance supported by strong growth in development and manufacturing services, esp. biomanufacturing

➤ Concluded the acquisition of the biologics manufacturing facility from Stelis Biopharma which trebles Syngene's biologics manufacturing capacity. Facility modifications and qualification remain on track, expected in H2 FY25

➤ Recent step up in new funding into US biotech expected to drive a recovery in demand for research and development services

➤ FY25 guidance: Revenue growth in high single digits to low double digits; operating EBITDA margins comparable to FY24; single digit PAT growth

In INR Cr	Q4 FY24	Q4 FY23	Q3 FY24	YoY %	QoQ %
Revenue from Operations	917	994	854	(8)	7
EBITDA	333	337	261	(1)	28
% of revenue	36%	33%	30%		
PBT	209	231	142	(9)	47

In INR Cr	FY24	FY23	YoY %
Revenue from Operations	3,489	3,193	9
EBITDA	1,105	1,005	10
% of revenue	31%	31%	
PBT	632	594	6



**Environment,
Social,
Governance**

ESG: A Culture of Purpose, Ethics & Equity

Going beyond financials to have a positive impact

Our ESG Strategy Pillars

 Improve access to high quality therapeutics to drive 'Patient Equity'

 Build an empowering and inclusive workplace creating 'People Equity'

 Adapting to a sustainable business operations for 'Environment Equity'

 Operate with integrity, transparency and accountability ensuring 'Stakeholder Equity'

 Enable underserved communities 'Social Equity'

Monitor Performance → Improve Through Initiatives → Report Outcomes

Disclosures and Recognitions



Published 1st GRI aligned Integrated Report & 2nd BRSR Report for FY23



Improved ESG score of 63, part of Emerging Markets Index & 2024 Sustainability Yearbook



Score 'A' for Supplier Engagement, 'B' for Climate Change and 'C' for Water Security in 2023



Secured 'Silver' place and improved score to 70 in 2023



Ranked #8 by Science Magazine – Top Global Pharma & Biotech Employers in 2023



Top 10 - India's Best Workplaces in Diversity, Equity and Inclusion, 2021



Won ET Edge Employee Excellence Award , 2023

Progressed to Integrated Reporting

Continuously improving disclosures towards better transparency

1st GRI aligned Integrated Report for FY23 with many maiden disclosures

Outcome of Gender Pay Gap Analysis

Alignment with TCFD

Outcome of Water Risk Assessment

Outcome of Biodiversity Impact Assessment

Third Party Assurance of EHS data

Alignment with UNGC Principles

BRSR (voluntarily adopted in FY22)



**Relentless Pursuit.
Differentiated Growth.**
Integrated Annual Report 2023



Integrated Annual Report 2023 | 1

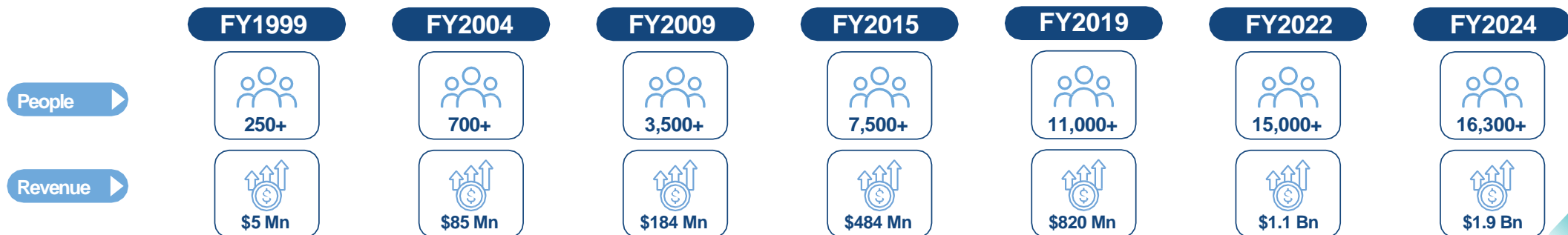
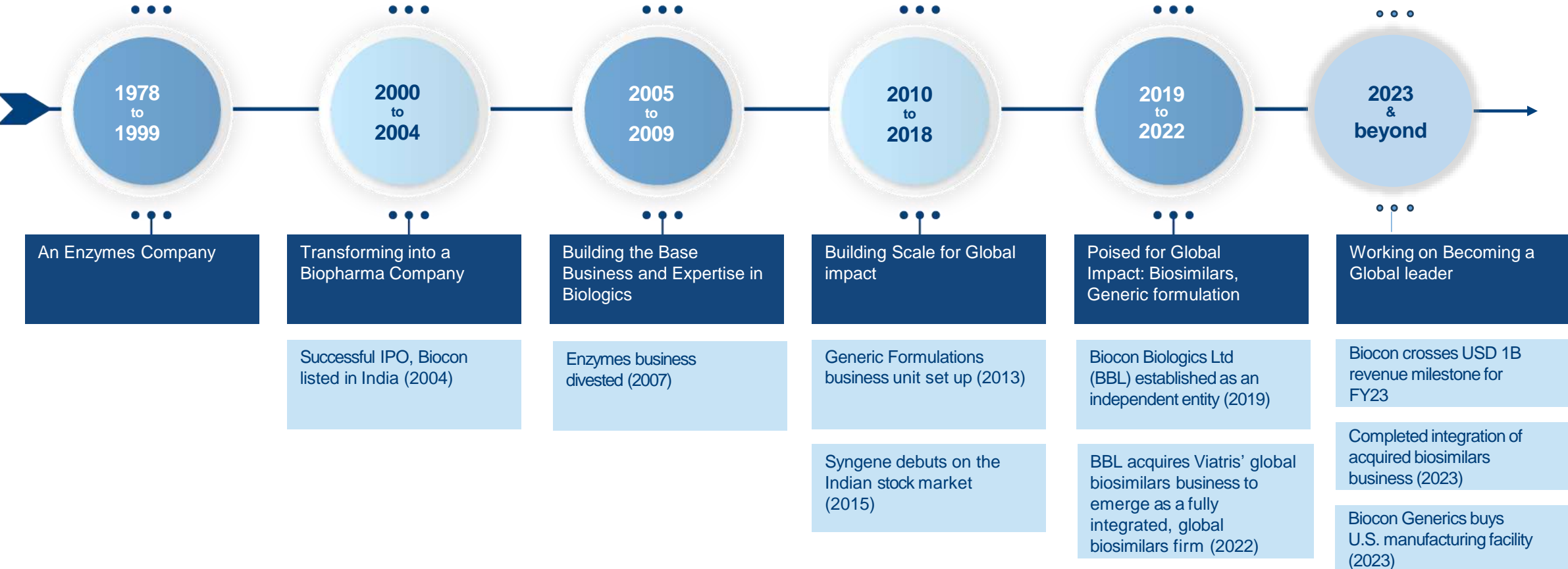




Annexures

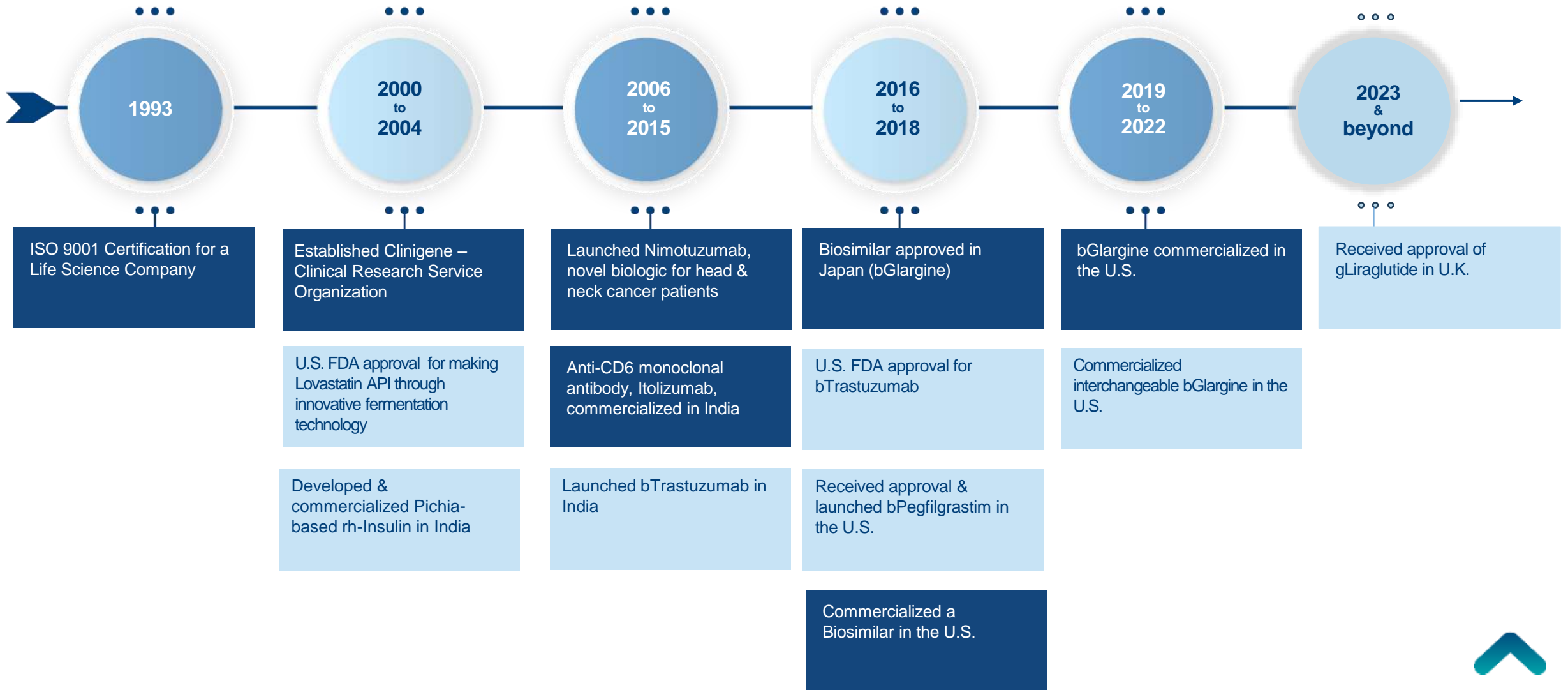


Our Evolution Over the Years



NOTE: Till FY2015: 1 USD = 65 INR | FY2019: 1 USD = 69 INR | FY2022: 1 USD = 75.92 INR | FY2024: 1 USD = 83.34 INR

With many firsts, Biocon is ahead of the curve



Safe Harbor Statement

Certain statements in this release concerning our future growth prospects are forward-looking statements, which are subject to a number of risks, uncertainties and assumptions that could cause actual results to differ materially from those contemplated in such forward-looking statements. Important factors that could cause actual results to differ materially from our expectations include, amongst others general economic and business conditions in India, our ability to successfully implement our strategy, our research and development efforts, our growth and expansion plans and technological changes, changes in the value of the Rupee and other currencies, changes in the Indian and international interest rates, change in laws and regulations that apply to the Indian and global biotechnology and pharmaceuticals industries, increasing competition in and the conditions of the Indian biotechnology and pharmaceuticals industries, changes in political conditions in India and changes in the foreign exchange control regulations in India. Neither the company, nor its directors and any of the affiliates have any obligation to update or otherwise revise any statements reflecting circumstances arising after this date or to reflect the occurrence of underlying events, even if the underlying assumptions do not come to fruition.



Thank You



**Relentless Pursuit.
Differentiated Growth.**

Integrated Annual Report 2023

