



Central Depository Services (India) Limited

CDSL/CS/NSE/PSB/2022/27

February 09, 2022

The Manager,
Listing Compliance Department,
National Stock Exchange of India Ltd,
Exchange Plaza, Bandra Kurla Complex,
Bandra (East), Mumbai – 400051

Symbol: CDSL
ISIN: INE736A01011

Sub: Investor Presentation for the quarter ended December 31, 2021

Re: Disclosure under Regulation 30 of Securities and Exchange Board of India (Listing Obligations and Disclosure Requirements) Regulations, 2015.

Dear Madam/ Sir,

This is with reference to our intimation dated February 04, 2022 for scheduling of Conference Call. Please find enclosed Investor Presentation for the quarter ended December 31, 2021.

The above information may also be available on the website of the company:
www.cdslindia.com

This is for your information and record.

Yours faithfully,
For **Central Depository Services (India) Limited**

Nilay Shah
Group Company Secretary & Head Legal

Encl: As above

Regd. Office : Marathon Futurex, A Wing, 25th Floor,
Mafatlal Mills Compound, N M Joshi Marg, Lower Parel (E), Mumbai - 400 013.
Phone: 91-22-2302 3333 • Fax: 91-22-2300 2036 • CIN: L67120MH1997PLC112443
Website: www.cdslindia.com



Investor Presentation

Q3 FY2021-22



01

02

03

TABLE OF CONTENTS

Our Company

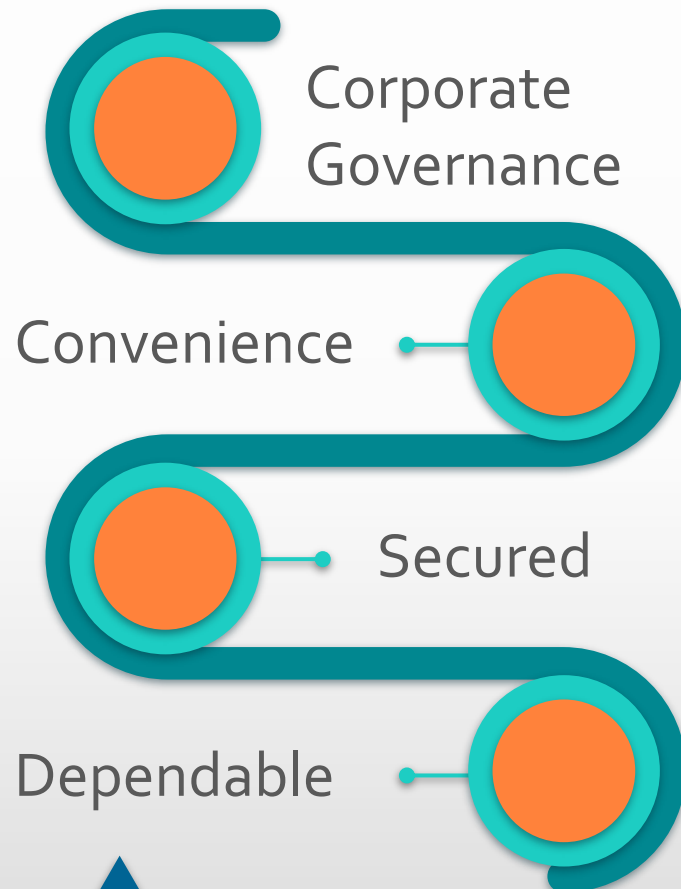
Our Business

Our Financials



Our Company



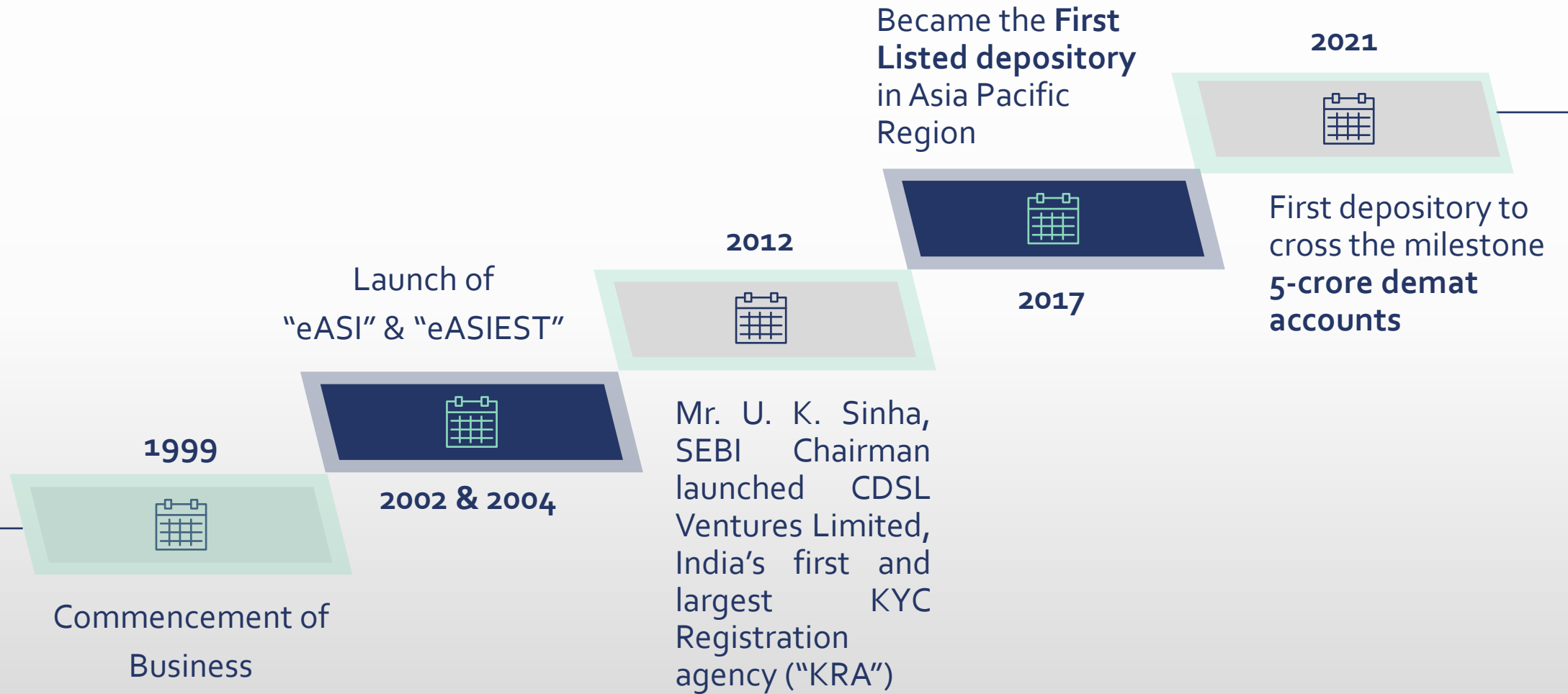



Central Depository Services (India) Limited (“CDSL”) was found in 1999 to fulfil one goal: **Convenient, Dependable and secured depository services**. Over two decades later, everything we have done – the values we have built on, dematerialisation of various asset classes, e-services – have all been in support of that singular goal, at an affordable cost.

We are a Market Infrastructure Institution (MII) and a crucial part of the Capital market structure, providing services to all Market participants - Exchanges, Clearing Corporations, Depository Participants (DPs), Issuers and Investors.

A Depository is a facilitator for holding of securities in the dematerialised form and an enabler for securities transactions.

Our History







Our Vision & Mission




Empower the idea of
Independent Investor



Enhancing the
Convenience

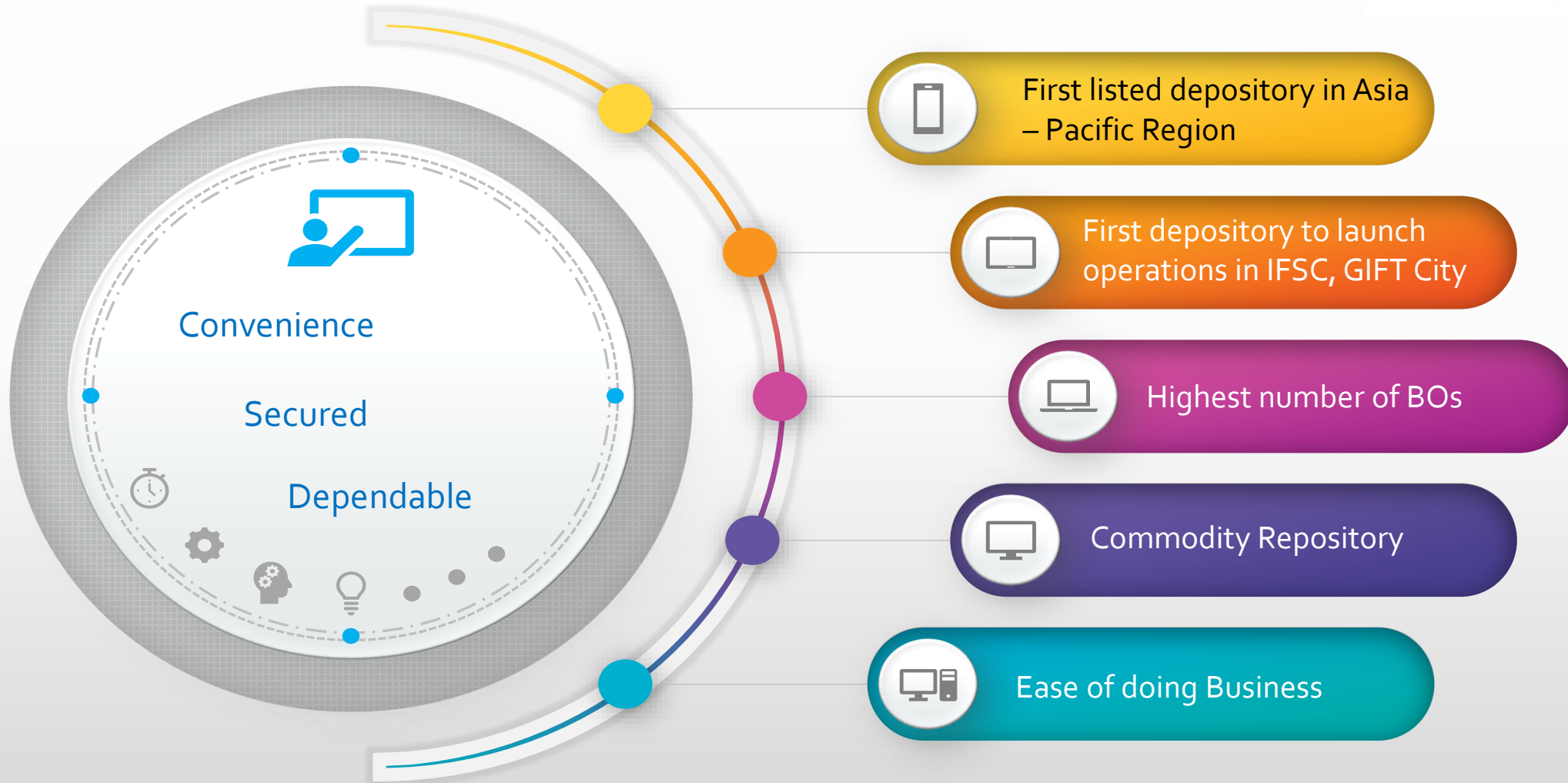


Enhancing the
Security



Enhancing
Ease of Doing of Business

Our USP



Our esteemed Board of Directors



**Shri B. V. Chaubal,
Chairman**

Former Deputy
Managing Director,
State Bank of India



**Smt. Preeti Saran,
Public Interest Director**

Secretary (retired),
Ministry of External
Affairs, Government of
India.



**Prof (Dr.) Bimal. N.
Patel, Public Interest
Director**

Director-General,
Raksha Shakti University
Member of the National
Security Advisory Board,
Government of India,
Member of the 21st Law
Commission of India,
Government of India.



**Shri Siddhartha Pradhan,
Public Interest Director**

Former Vice-Chairman,
Income Tax Settlement
Commission and Former
Additional Secretary,
Department of
Disinvestment in the
Ministry of Finance.
Currently Member of a High
Level Committee of
Ministry of Petroleum &
Natural Gas relating to
Petroleum Sector
Restructuring.



**Shri Umesh Bellur,
Public Interest Director**

Head of Dept. of Computer
Science & Engineering,
Indian Institute of
Technology Bombay,
Mumbai, India

Our esteemed Board of Directors



**Shri Masil Jeya Mohan,
Shareholder Director**

Nominee Director - Life Insurance
Corporation of India (LIC)



**Shri Nayan Mehta,
Shareholder Director**

Nominee Director – BSE
Limited



Shri Nehal Vora

Managing Director &
Chief Executive Officer

Our Experienced Management



***Nehal Vora**
Managing
Director & Chief
Executive Officer*



***Shri Girish
Amesara**
Chief Financial
Officer*



***Shri Ramkumar
K**
Chief of Business
& Operations*



***Smt. Nayana
Ovalekar**
Chief Regulatory
Officer*



***Shri Amit
Mahajan**
Chief Technology
Officer*



***Shri Vinay
Madan**
Chief Risk Officer*

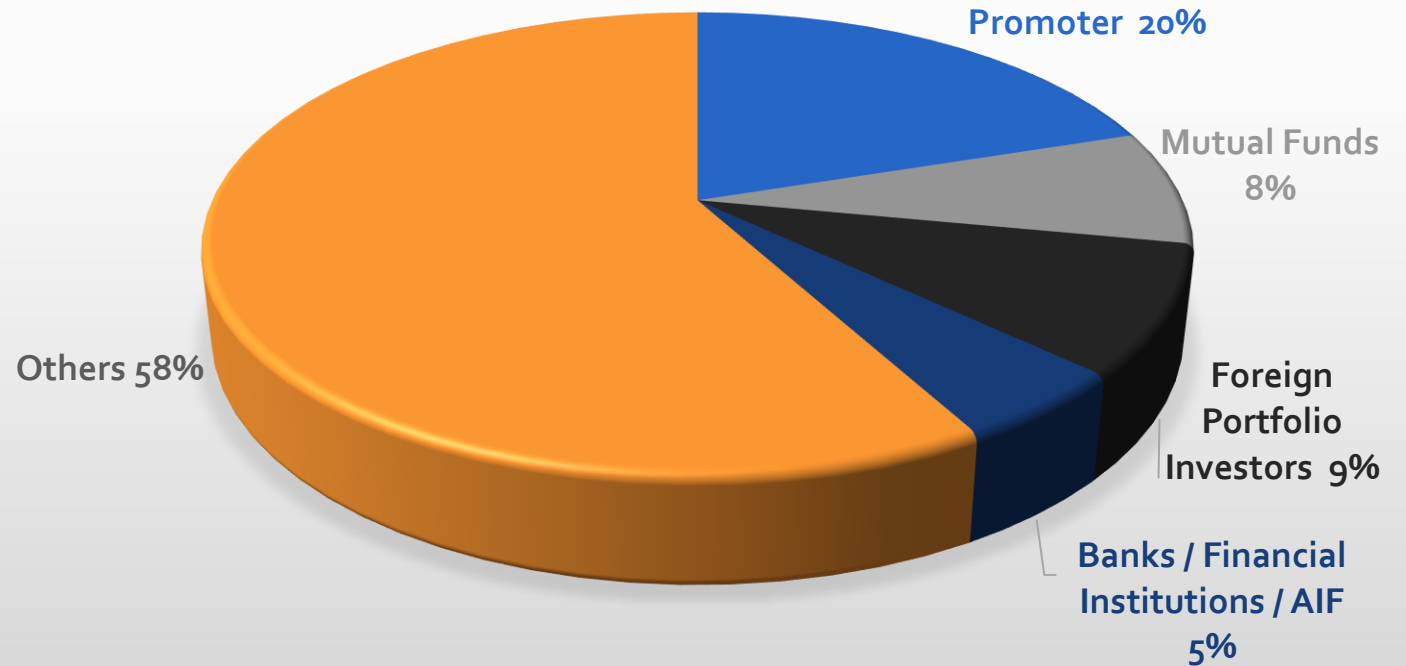
Our Shareholders

Top 5 shareholders	%
BSE Limited	20.00%
Standard Chartered Bank	7.18%
PPFAS Mutual Fund	4.59%
Life Insurance Corporation Of India	4.40%
Canara Bank	2.39%

Shareholders	%
Institutions	56%
Retail	44%

CDSL is the **First Listed depository of India & Second Listed depository in the world**

% OF TOTAL SHAREHOLDING % OF TOTAL SHARES



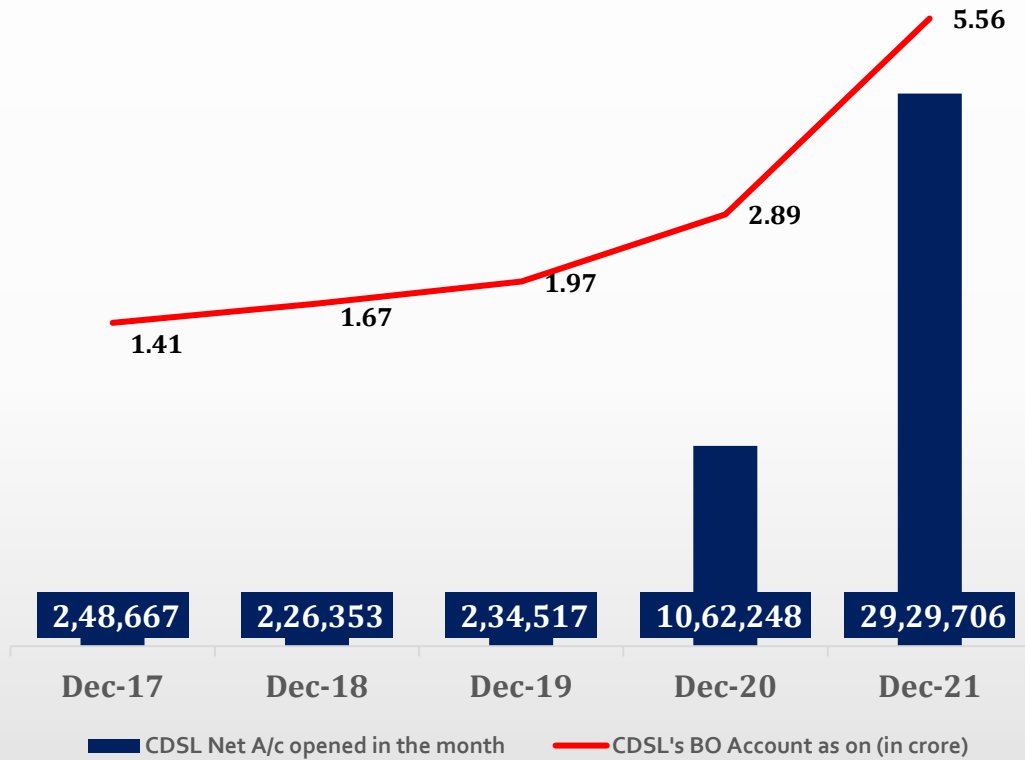
As on December 31, 2021



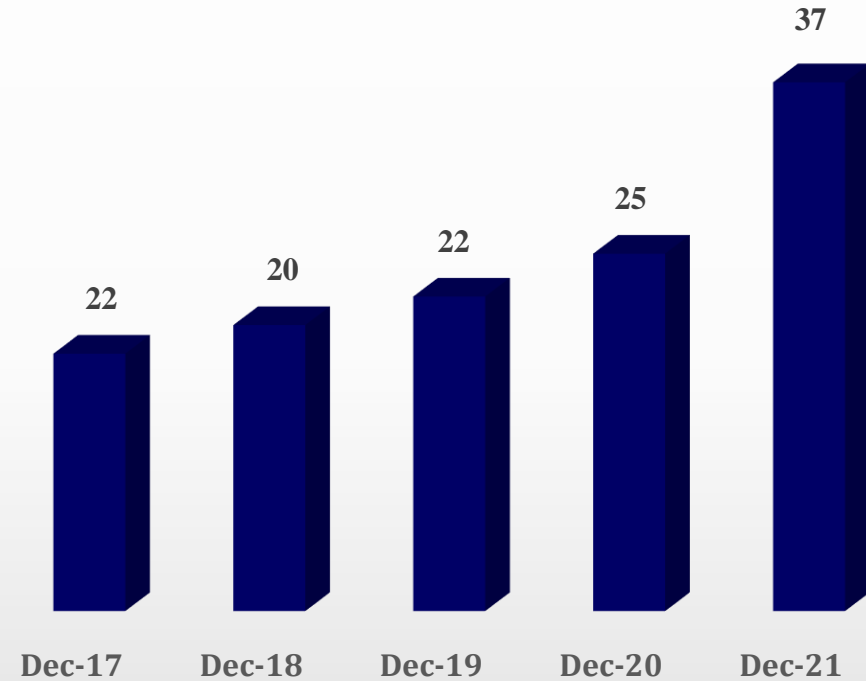
Our Business



BO Accounts



Demat Custody (Rs in lakh crores)



Spread across 97% pin-code

Business Statistics



Particulars	As on December 31, 2020	As on September 30, 2021	As on December 31, 2021
Investor accounts	2.89 crore	4.65 crore	5.56 crore
Number of Securities in Demat Custody (<i>In crores</i>)	46,748	51,262	53,302
Value of Securities in Demat Custody (<i>In crores</i>)	25,04,687	35,20,922	36,93,975
No. of Live companies	15,992	17,304	17,748
Depository Participants	589	591	592

Our Subsidiaries



About CVL

Conceptualised, designed & implemented the KRA system with the Mutual Fund industry in 2006

First and the largest KYC Registration Agency (KRA) in the country with over **3.93 crore fully digitized KYC records** as on December 31, 2021

CVL commenced RTA Operations in November 2018 and services **802 companies** as on December 31, 2021

CVL has registered as AUA/KUA with UIDAI to offer aadhaar based eKYC services.

CVL has registered as CA with CCA to offer aadhaar based esign service.

CVL facilitates intermediaries to upload their KYC records in the CKYC.

CVL is a leading GST Suvidha Provider since April 1, 2017

Focus on unlocking the business potential with new revenue streams

KRA

e-KYC

c-KYC

RTA

E-sign

GST

Validation of Aadhar & PAN

Online Account Application (OLA) software

SEBs special projects

CVL receives approval from SEBI to set up Accreditation agency

Our Subsidiaries



CDSL Insurance Repository Limited "CIRL"

CDSL IR has received registration certificate from Insurance Regulatory and Development Authority of India (IRDAI) to act as an 'Insurance Repository'

e-Insurance

**6.83 Lakh e-insurance
accounts**

Our Subsidiaries



CDSL Commodity Repository Limited "CCRL"

Started operations on 30th September 2017 and operates under regulatory authority of Warehouse Development and Regulatory Authority (WDRA)

32,171 eNWRs have since been issued by the Repository handling commodities.

Hold electronic warehouse receipts (negotiable and non-negotiable) eNWR & eNNWR in demat form

**3552 registered
warehouses**



Facilitation of Annual General Meetings through Video Conference

Helping companies conduct their AGM smoothly in current times, through Video Conference



Email Updation

Helping companies update their shareholder email ids for better communication



eDIS

Electronic Instruction Platforms of Stock Brokers / Depository Participants



eVoting

Paper-less voting of resolutions from the comfort of your home



Electronic Access to Securities Information *easi*

Allows Beneficiary Owners (BOs) to monitor their CDSL Demat account from anywhere and at anytime



Electronic Access to Securities Information & execution of secure transactions *easitest*

Allows Beneficiary Owners (BOs) to submit their debit transactions



Myeasi Mobile App *MyEasi*

Myeasi Mobile App is designed with adaptive technology such that its fits in all Smartphones/tab screen size





eKYC


Our Aadhaar eKYC service of UIDAI provides an instant, electronic & non-repudiable proof of identity and proof of address




mVoting 
Mobile application for e-voting



eCAS 
Consolidated Account Statement to view all your capital market investments together



SMART - SMS Alerts Related to Transactions 
BOs registered for this facility to receive SMS alerts



Our Financials

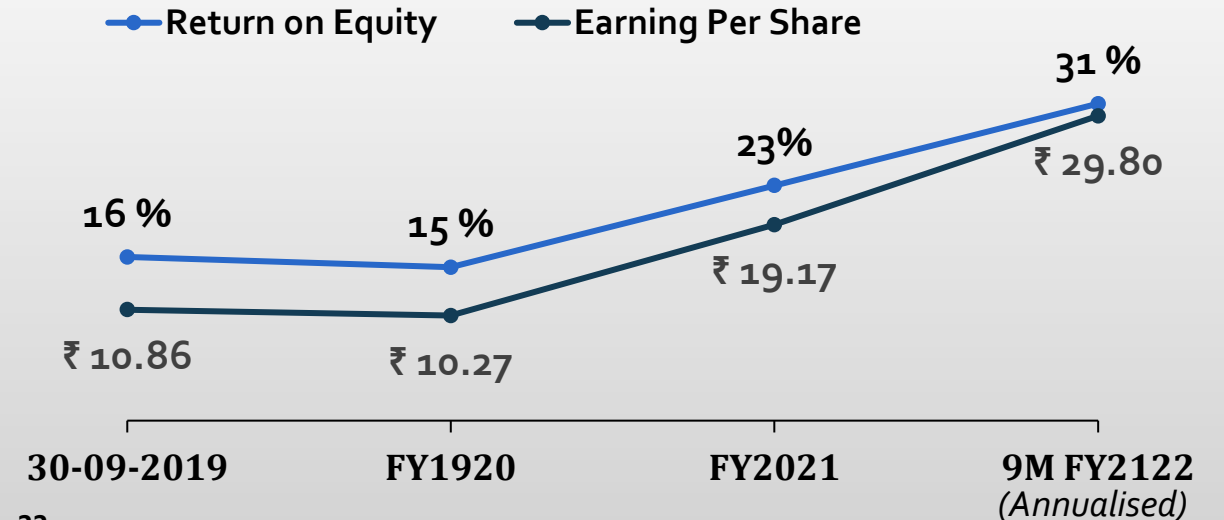
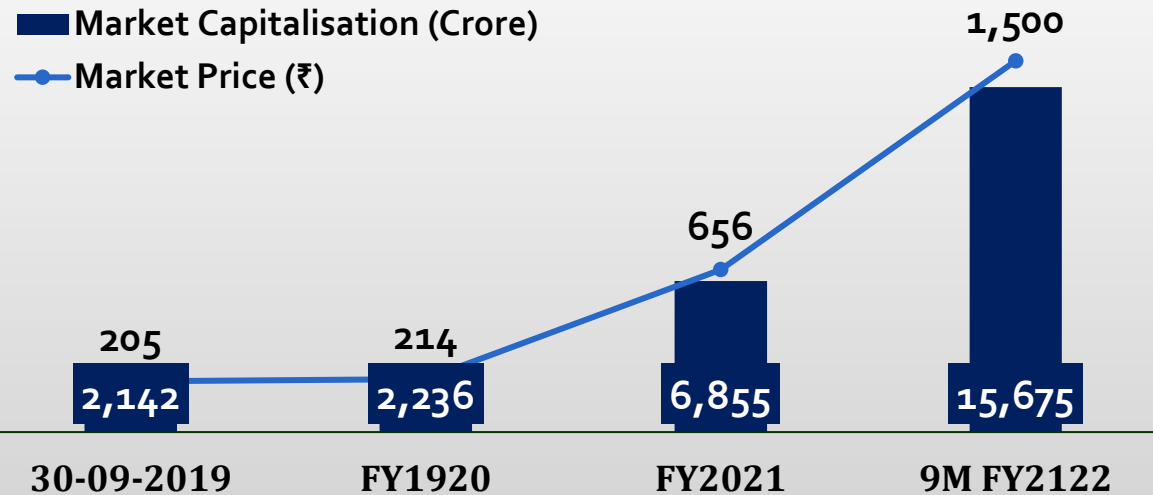


Key Highlights – Nine months performance | 9M FY2122

(All ₹ in Crore)

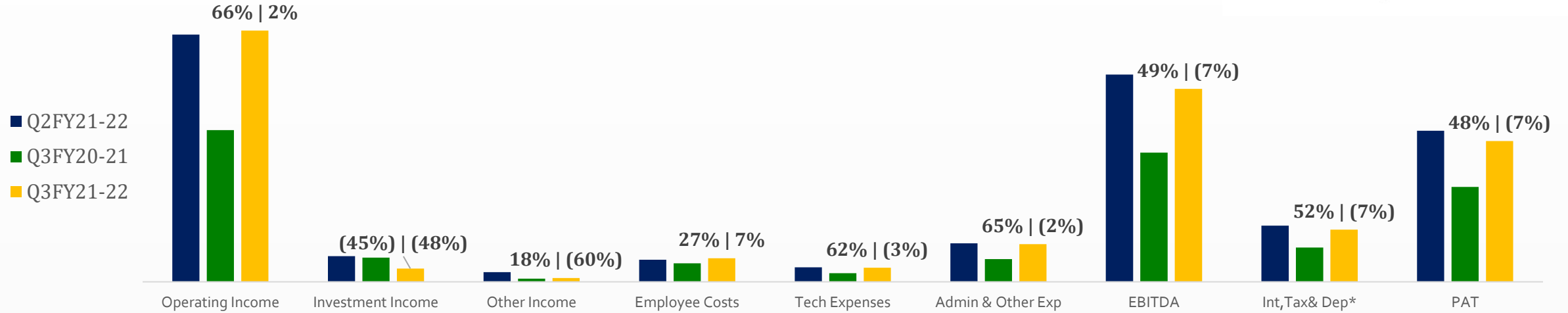


Particulars	Standalone				Consolidated			
	9M FY20-21	9M FY21-22	Variance ₹	Variance %	9M FY20-21	9M FY21-22	Variance ₹	Variance %
Revenue from Operations	191.18	314.41	123.23	64%	240.63	414.77	174.14	72%
Other Income	36.18	56.75	20.57	92%	49.75	43.11	(6.64)	(13%)
Total Income	227.36	371.16	143.80	63%	290.38	457.88	167.50	58%
Total Expenses	109.27	165.87	56.60	52%	140.76	224.19	83.43	59%
Net Profit	118.09	205.29	87.20	74%	149.62	233.69	84.07	56%



Standalone Financial Performance | Quarterly

(All ₹ in Crore)

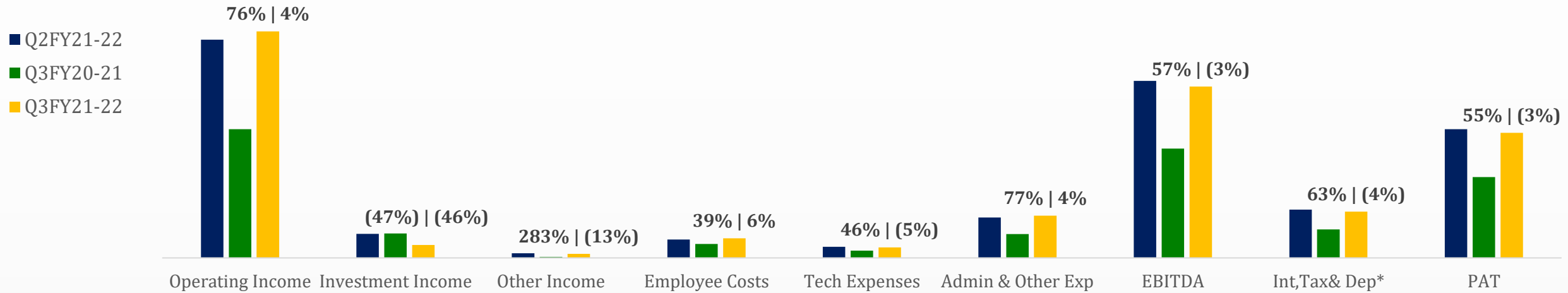


Particular	Operating Income	Investment Income	Other Income	Employee Costs	Tech Expense	Admin & Other Exp	EBITDA		D,I,T	PAT	
							₹	%		₹	%
Q3FY21-22	113.80	6.02	1.73	10.67	6.37	17.09	87.42	72%	23.66	63.76	52%
Q3FY20-21	68.76	11.01	1.47	8.42	3.93	10.34	58.55	72%	15.54	43.01	53%
QoQ Var ₹	45.04	-4.99	0.26	2.25	2.44	6.75	28.87		8.12	20.75	
Var %	66%	-45%	18%	27%	62%	65%	49%		52%	48%	
Q2FY21-22	111.94	11.62	4.37	9.98	6.59	17.46	93.9	73%	25.49	68.41	53%
YoY Var ₹	1.86	-5.60	-2.64	0.69	-0.22	-0.37	-6.48		-1.83	-4.65	
Var %	2%	-48%	-60%	7%	-3%	-2%	-7%		-7%	-7%	

D,I,T = Depreciation, Interest, Tax | Var = Variance

Consolidated Financial Performance | Quarterly

(All ₹ in Crore)

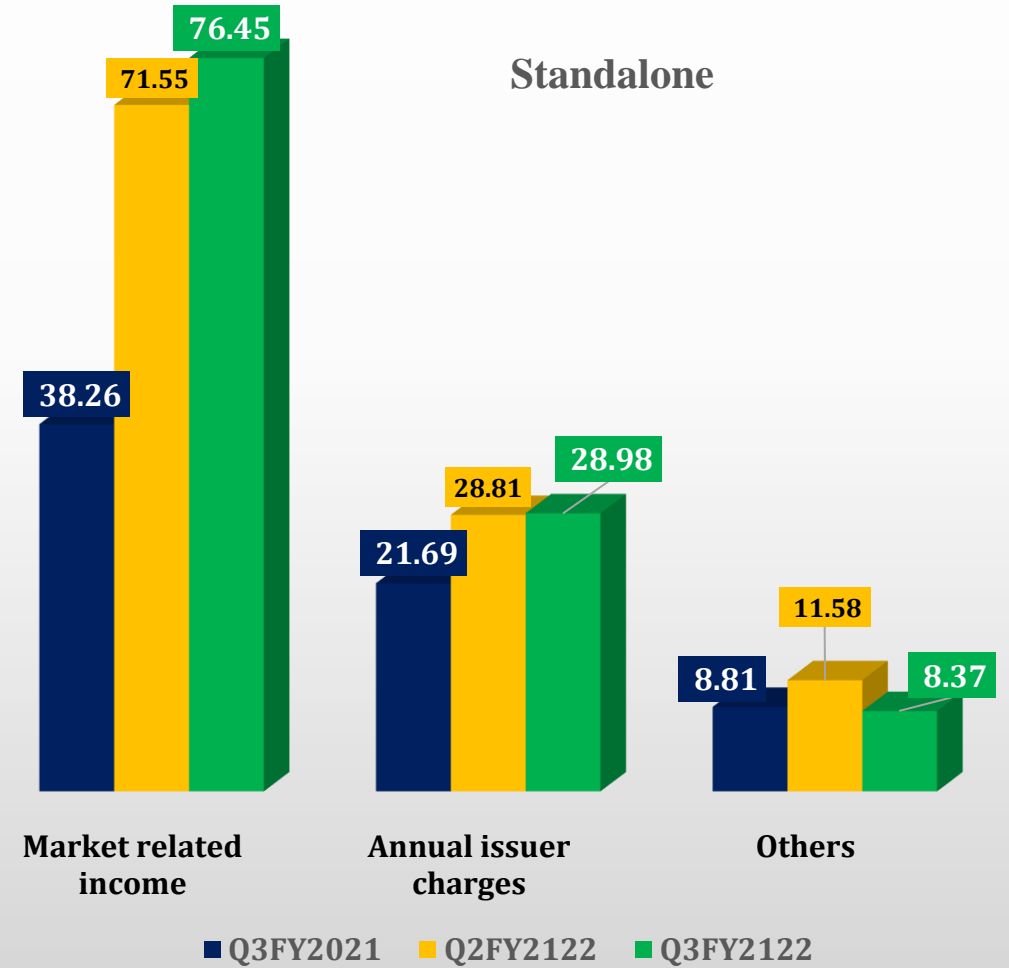
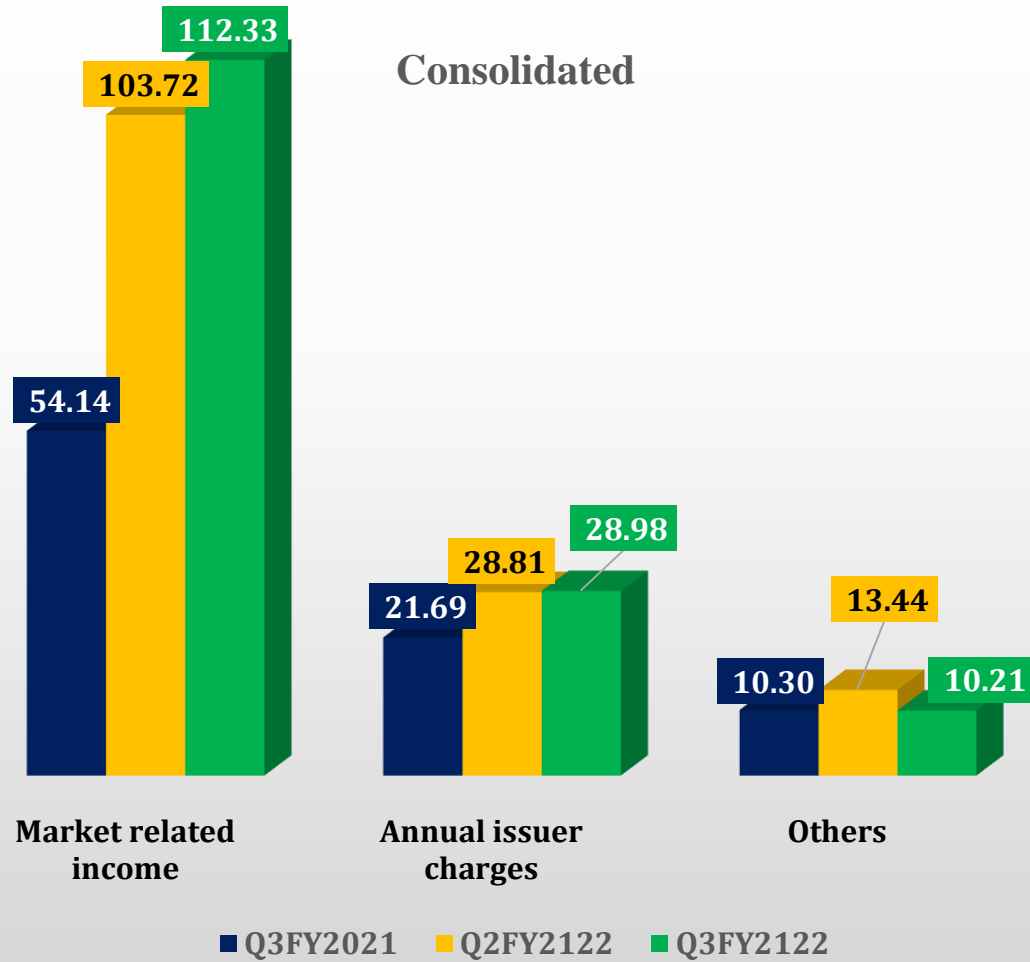


Particular	Operating Income	Investment Income	Other Income	Employee Costs	Tech Expense	Admin & Other Exp	EBITDA		D,I,T,A	PAT	
							₹	%		₹	%
Q3FY21-22	151.52	8.69	2.72	13.06	7.03	28.20	114.64	70%	31.01	83.63	51%
Q3FY20-21	86.13	16.36	0.71	9.40	4.81	15.91	73.08	71%	19.05	54.03	52%
QoQ Var ₹	65.39	-7.67	2.01	3.66	2.22	12.29	41.56		11.96	29.60	
Var %	76%	-47%	283%	39%	46%	77%	57%		63%	55%	
Q2FY21-22	145.97	16.04	3.14	12.34	7.43	27.01	118.37	72%	32.31	86.06	52%
YoY Var ₹	5.55	-7.35	-0.42	0.72	-0.40	1.19	-3.73		-1.30	-2.43	
Var %	4%	-46%	-13%	6%	-5%	4%	-3%		-4%	-3%	

A, D,I,T = Depreciation, Interest, Tax, Associate profit/loss | Var = Variance

Breakup of Operating Income

(All ₹ in Crore)



THANK YOU!

