

DOC:SEC:180/2021-22/180

21 November, 2021

National Stock Exchange of India Limited
Exchange Plaza, 5th Floor, Plot No. C/1,
G- Block, Bandra – Kurla Complex,
Bandra (East),
Mumbai – 400 051
SCRIP CODE: CESC

BSE Limited
Phiroze Jeejeebhoy Towers,
Dalal Street,
Mumbai – 400 001
SCRIP CODE: 500084

Dear Sir/Madam,

Sub: Intimation of Investors' Presentation

In continuation to our earlier communication dated November 8, 2021, please find enclosed the copy of the presentation for your information and records. We are also uploading the same in the website of the Company at www.cesc.co.in

The above information is being submitted in compliance with the provisions of Regulation 30 of SEBI (Listing Obligations and Disclosure Requirements) Regulation, 2015.

Kindly acknowledge receipt of the same.

Yours faithfully,
For **CESC Limited**




Jagdish Patra
Company Secretary & Compliance Officer

Encl:

CESC Limited

Powering India since 1899



November 2021

This presentation has been prepared by and is the sole responsibility of CESC Limited (the “Company”). By accessing this presentation, you are agreeing to be bound by the trailing restrictions.

This presentation does not constitute or form part of any offer or invitation or inducement to sell or issue, or any solicitation of any offer or recommendation to purchase or subscribe for, any securities of the Company, nor shall it or any part of it or the fact of its distribution form the basis of, or be relied on in connection with, any contract or commitment therefor. In particular, this presentation is not intended to be a prospectus or offer document under the applicable laws of any jurisdiction, including India. No representation or warranty, express or implied, is made as to, and no reliance should be placed on, the fairness, accuracy, completeness or correctness of the information or opinions contained in this presentation. Such information and opinions are in all events not current after the date of this presentation. There is no obligation to update, modify or amend this communication or to otherwise notify the recipient if information, opinion, projection, forecast or estimate set forth herein, changes or subsequently becomes inaccurate.

Certain statements contained in this presentation that are not statements of historical fact constitute “forward-looking statements.” You can generally identify forward-looking statements by terminology such as “aim”, “anticipate”, “believe”, “continue”, “could”, “estimate”, “expect”, “intend”, “may”, “objective”, “goal”, “plan”, “potential”, “project”, “pursue”, “shall”, “should”, “will”, “would”, or other words or phrases of similar import. These forward-looking statements involve known and unknown risks, uncertainties, assumptions and other factors that may cause the Company’s actual results, performance or achievements to be materially different from any future results, performance or achievements expressed or implied by such forward-looking statements or other projections. Important factors that could cause actual results, performance or achievements to differ materially include, among others: (a) our ability to successfully implement our strategy, (b) our growth and expansion plans, (c) changes in tariff and the traffic structure, (d) availability of fuel, (e) changes in regulatory norms applicable to the Company and its subsidiaries, (f) technological changes, (g) investment income, (h) cash flow projections, (i) our exposure to market risks and (j) other risks.

This presentation is for general information purposes only, without regard to any specific objectives, financial situations or informational needs of any particular person. The Company may alter, modify or otherwise change in any manner the content of this presentation, without obligation to notify any person of such change or changes.

Agenda : Power Distribution

1 Indian Power Sector

2 Overview of CESC

3 Digitalization

4 Deregulation

5 Decarbonization

6 Decentralization

7 Why CESC ?

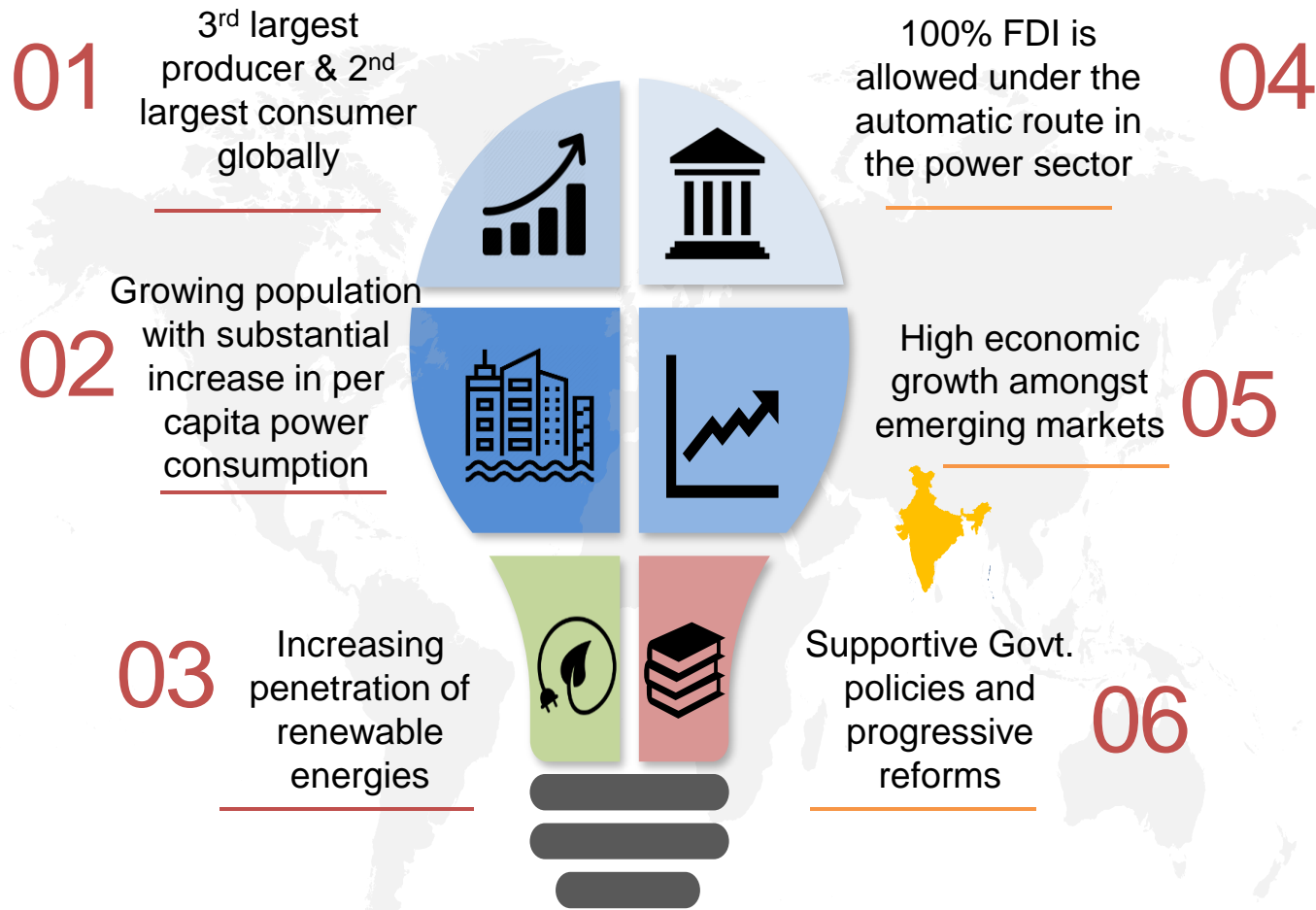




1

Indian Power Sector

Indian power sector is one of the most promising market



Key Milestones

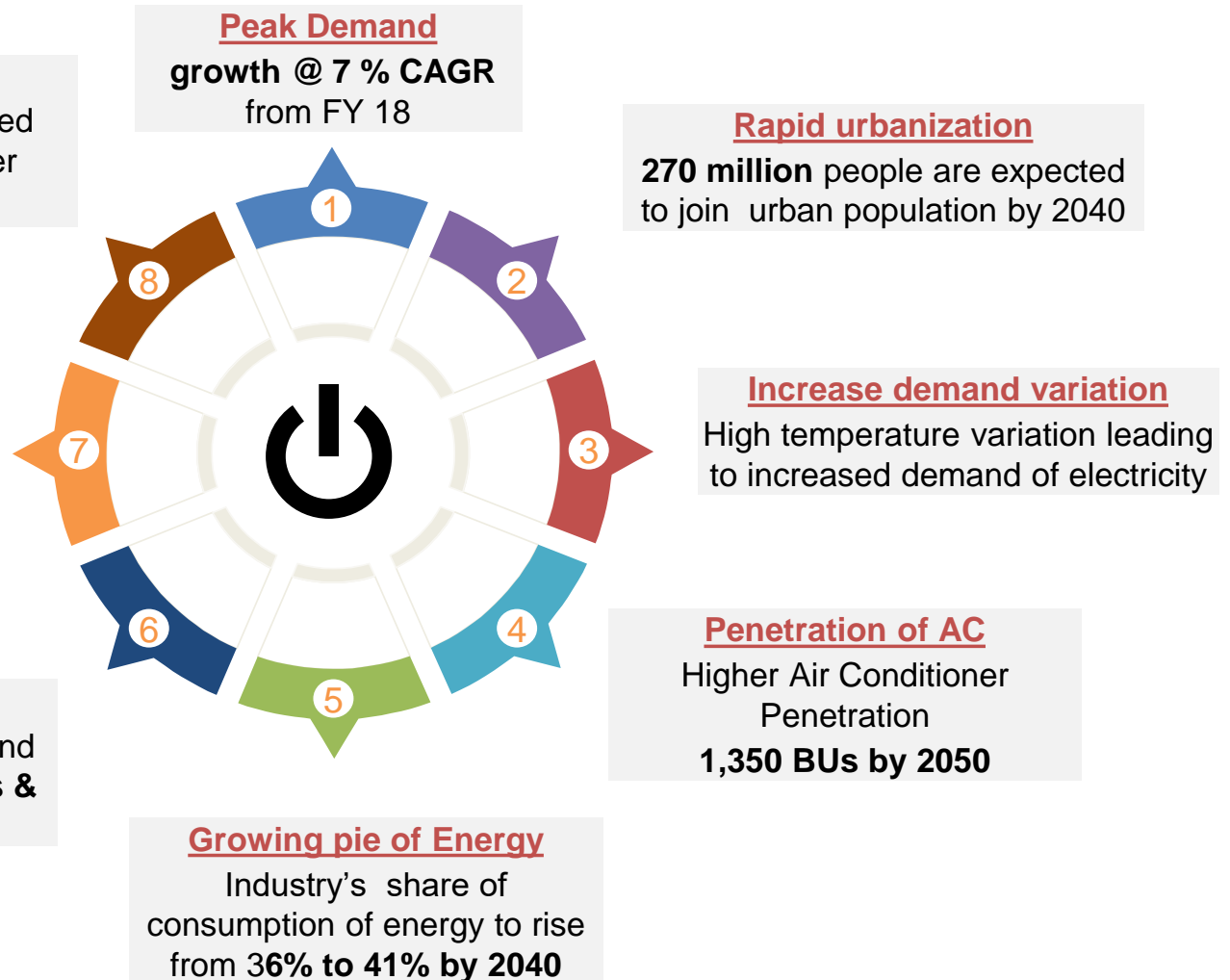
Power deficit to Power Surplus
(85GW in 1997 - 370GW 2020)


Electrification of 99.99% of the households of our country

2.5X Per capita consumption
growth : 465 kWh in 1997 to 1208 kWh in 2020

Total **FDI inflow** of **USD 15.4 bn** (till June 2021)

Growth drivers Electrifying the Future

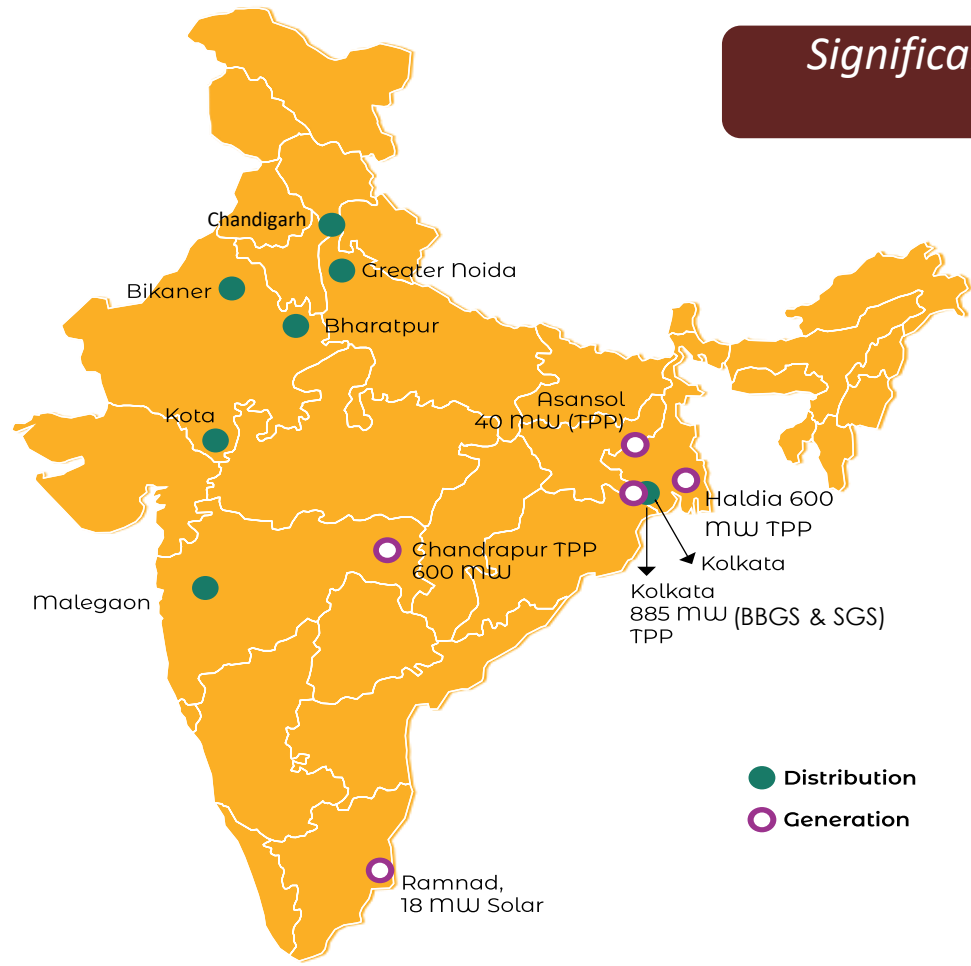




2

CESC - Integrated Electricity Utility

CESC's PAN-INDIA presence







Significant presence across States

● Distribution
○ Generation

****Emerged highest bidder to acquire 100% stake in Chandigarh Discom***

Pan India distribution footprints

	Kolkata	Noida	Rajasthan (KOTA, Bharatpur, Bikaner)	Malegaon	Chandigarh*	Total#
 Contract	Licensee Model	Licensee Model	Input based franchisee	Input based franchisee	Licensee Model	
 Area	567 sq. km	335 sq. km	381 sq. km	57 sq. km	114 sq. km	1340 sq. km
 Consumer Base	34 lakhs	1 lakhs	5 lakhs	1.1 lakhs	2.3 lakhs	41.1 lakhs
 Peak Load	~2300 MW	~450 MW	500+ MW	~200 MW	~370 MW	~3450 MW

Presently serving more than 4 million Customers while handling around 3.4 GW power spanning across 1340 Sq. KM area.

*Emerged highest bidder to acquire 100% stake in Chandigarh Discom, acquisition not done yet.
excl. Chandigarh

Four drivers re-shaping the energy landscape



Digitalization

Create greater values across operational business units, enhance Customer Experience and accelerate innovations.



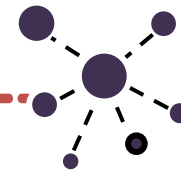
Deregulation

Higher opportunities for Expanding Distribution footprint on Pan India basis



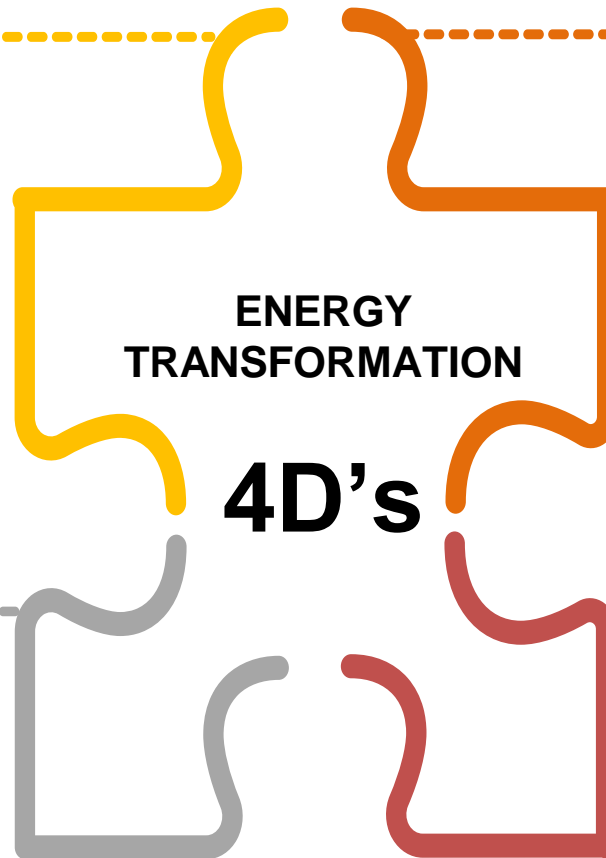
Decarbonization

Climate change is on-going challenge and hence Decarbonization is an inevitable trend all over the world



Decentralization

Decentralization will promote increased Electrification



3

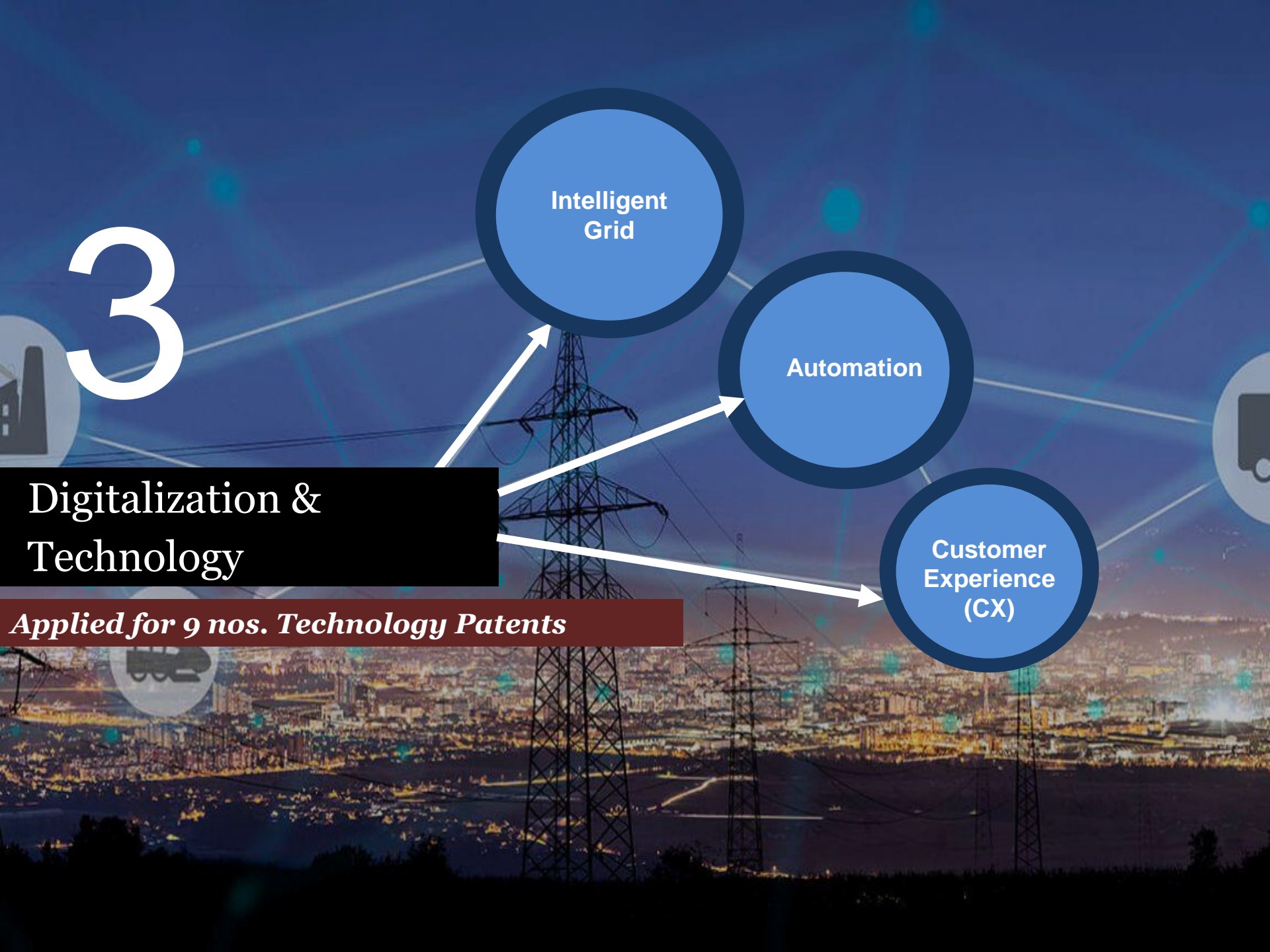
**Digitalization &
Technology**

Applied for 9 nos. Technology Patents

**Intelligent
Grid**

Automation

**Customer
Experience
(CX)**





3a

Intelligent Grid


*Cutting Edge Technologies transforming to
Intelligent Grid*

Industry 4.0 adoption in Operations




 **IoT** Sensors for
Real-time
monitoring of Grid



 Harnessing the power
of **AR / VR / MR** for
faster response time



 **Blockchain**
P2P Energy
Trading



 **Cloud**
adoption to
accelerate IT
modernization




 Fueling utility
innovation through
Big Data
Aanalytics, AI/ML

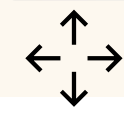


 **State of the art IT**
integrated
infrastructure



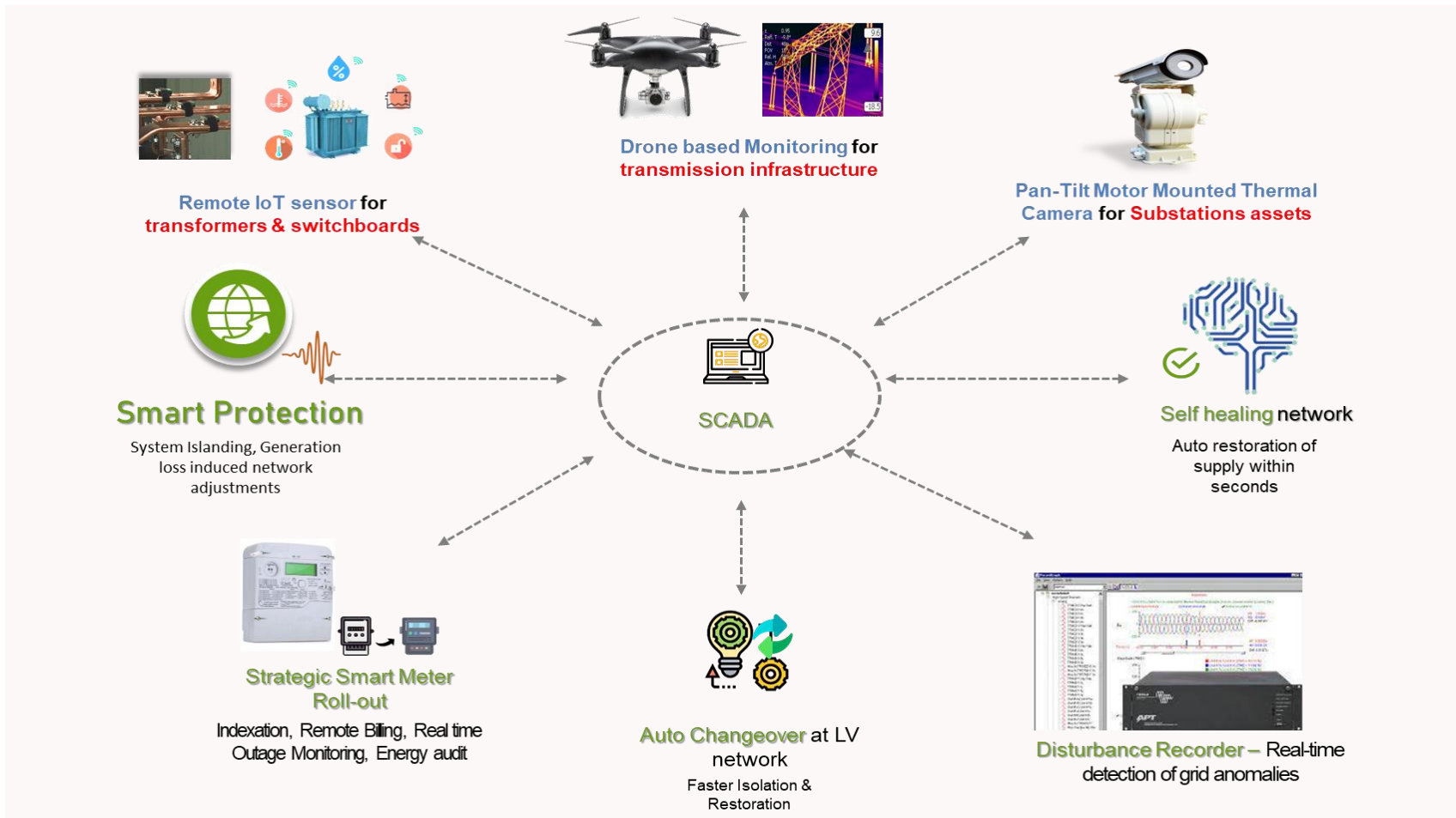
 Deriving Efficiency
thru. **Workforce**
Automation



 **Mobility**
Solutions

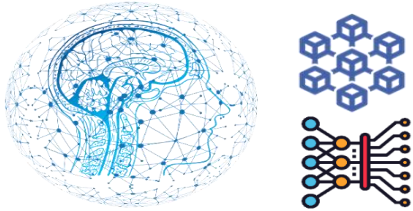
IoT Sensors : Preventive to Predictive Maintenance

Focusing on Zero Downtime for further enhancement of Operational Efficiency



Big Data Analytics & AI / ML

AI & ML



- **Predictive Analytics** on Asset Health & Feeder failure
- Identification & Prioritization of **LV Profile** management

Cloud- Big Data Analytics



- **Harnessing Smart Meter Data** - Identification of Tariff Mismatch, Fixed Charge Recovery, Real time T&D loss profile
- **Capex Planning**

Immersive Technologies for Remote trouble shooting

Augmented & Virtual Reality




- Bringing assets into virtual platforms
- Bringing live asset data on mobility platforms

Mixed Reality



- Visualization of relay data and fault waveform through
- Smart glasses

Digital Twin



- Walk through Experience
- Real-time monitoring

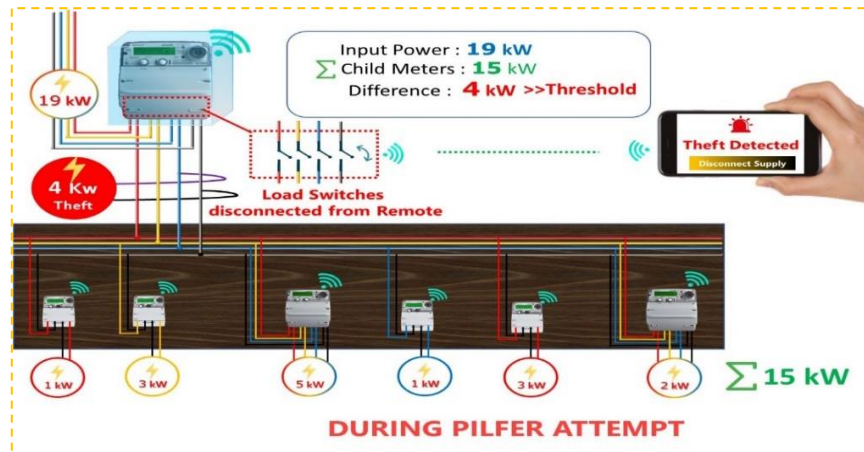
Virtual Reality



New Cossipore S/S- Walkthrough Experience

Smart Solutions for Sustainable Loss reduction

Smart Meter application : (ARSTPS) for Sustained T&D Loss Reduction



- 1 Real-time monitoring of Theft prone area
- 2 Automated disconnection of Service in the event of hooking / direct supply
- 3 Remote restoration of Supply once hooking / direct supply is removed

Anti-theft PB at Garden Reach



Co-axial Cable at Kamarhati



Cyber Security : Mitigating Critical Infrastructure Risk

Cyber security & strategy



- CII (Critical Information Infrastructure) identification, preparation and submission to NCIIPC for approval - Done
- CCMP (Cyber Crisis Management Plan) -preparation and submission to CERT-D/CERT-In – Done
- ICT/OT audit assessment – Generation Done, Distribution – In-progress
- SOPs in place to handle Pre, Post and during crisis situations

Business continuity plan



- Availability of DC & DR (Data Centre & Disaster Recovery) – In progress
- Security Operation Centre (SOC) with 24x7 monitoring – In progress
- Protection of website through Web Application Firewall (WAF)
- Best in Class E-mail System Protection

3b

Automation

Enhancing Operational Efficiency & Optimizing Cost through Automation



RPA : Bots for Automation of Manual Processes

“Intelligent process automation: The engine at the core of the next-generation operating model”

1

New Connection Process
(POC successful, full
scale implementation in-
progress)

2

Complaint Handling (POC
in-progress)

3

Emergency Depot –
End to End Automation
(future plan)

Workforce Automation (WFA): Automation of Field Force



Metering on the
Go



Crew management
App

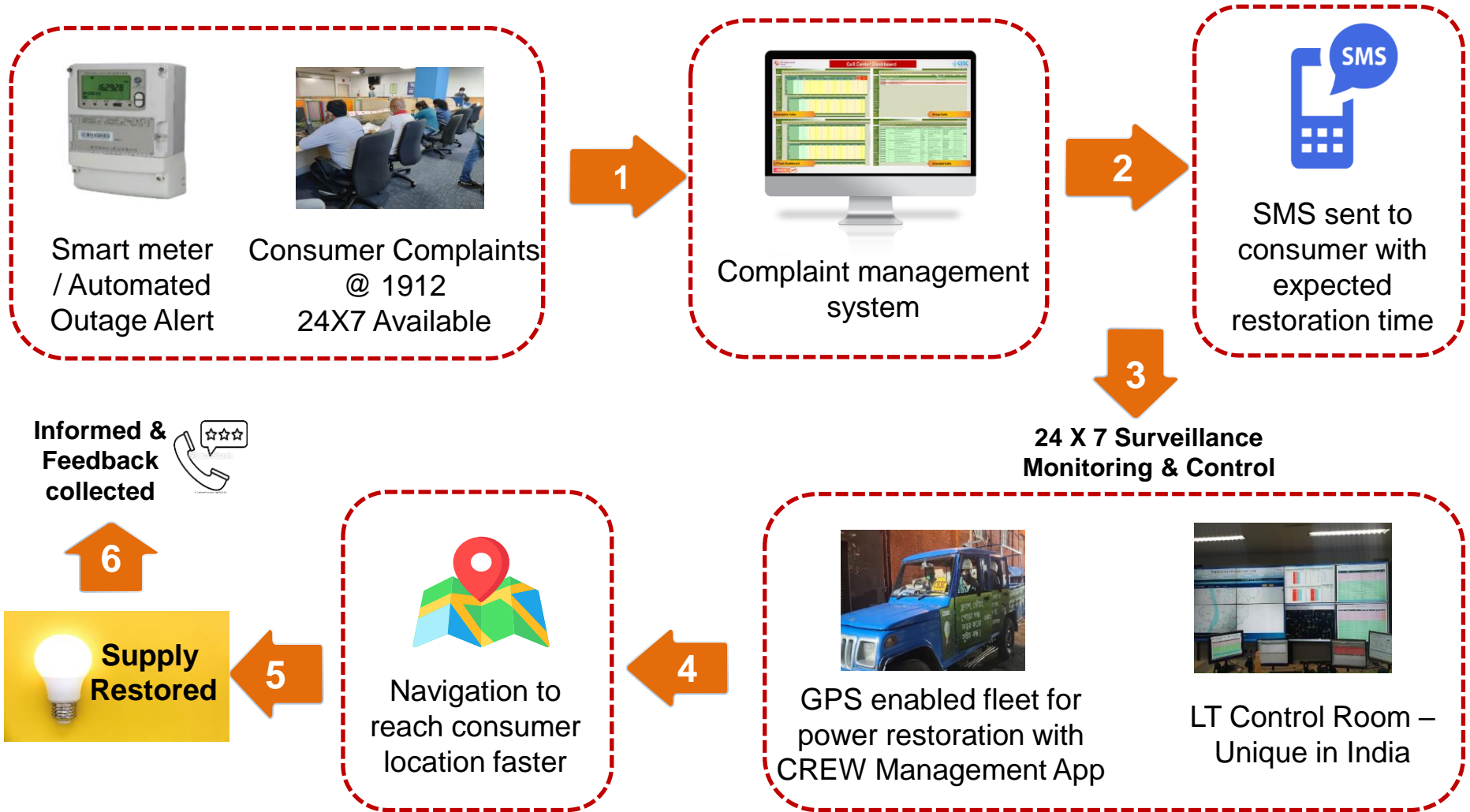


Tab based Meter
Reading



EHV Network
Disturbance Data in
Mobile App

Intelligent Outage management








LT Outage Restoration process through workforce Automation

3C

Enhancing Customer Experience (CX)



Digital Customer Services

<p>Digital Office</p>  <p>Plethora of Digital services at consumers' fingertips, from the comfort & safety of their homes & offices</p>	<p>CESC Mobile APP</p>  <p>One Stop Solution Online Payment, Supply Off & Billing complaint, AC Application</p>	<p>WhatsApp Bot</p>  <p>Provide superior Customer Experience & deliver services on the platform of our Customers' choice and daily use</p>	<p>24X7 Call Center</p>  <p>State-of-the-art IVRS, Auto Docketing & Grouping of complaints, supported by GIS & algorithm</p>	<p>Chatbot - Ebuddy</p>  <p>Leveraging AI/ ML techniques to address Customer queries without Human Interventions</p>	<p>Social Media (Sentiment Analysis)</p> <p>FB, Twitter, Instagram, LinkedIn Online Reputation Management (ORM) & Social Media Listening for better Customer Service</p>
---	---	--	--	--	---

Multi-Channel Online payment

Almost all modes of Digital payment are available

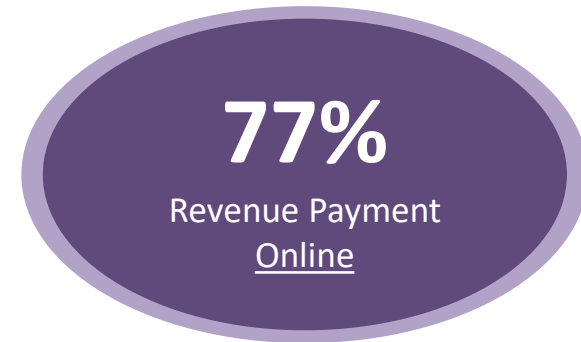
Mobile Wallets



Bank transfer



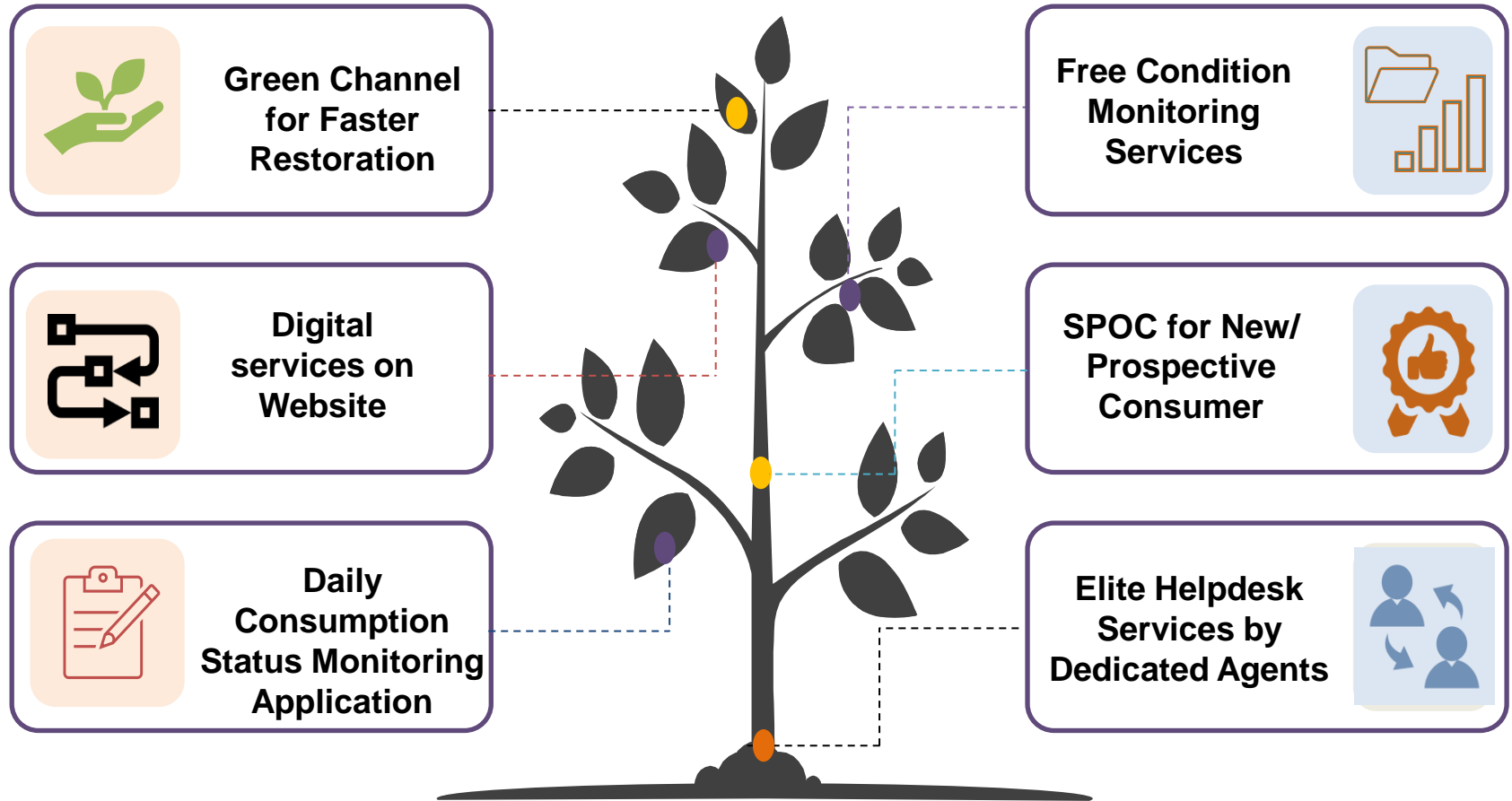
Website & Mobile App



Enable our Valued Customers access our Digital Services on their fingertips

Value added Services for Premium Consumers

Key Account Managers (KAM) provides personalized value-added services for enhanced Customer Centricity - *12K Consumers*



4

Deregulation



Opportunities to increase Distribution footprints

Power Procurement



Competitive Landscape



Empowering Customers



One Nation : One Grid :
One Frequency
& One Price

Renewable Regulation
Increase in RPO
FY 22 : 14.5%

Introduction of LC
mechanism

Distribution
De-licensing
The Electricity
(Amendment) Bill,
2021

- Distribution Company from Licensee
- Sharing of Power from existing PPA
- Network Sharing Cross Subsidy - Universal service obligation fund

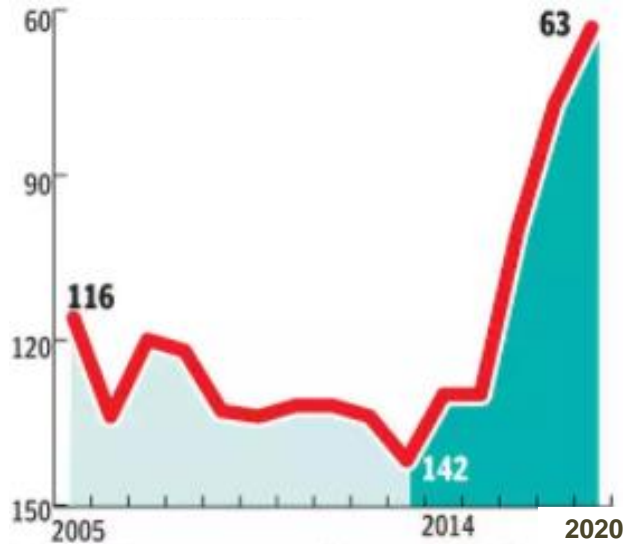
Electricity (Rights of
Consumer) Rules 2020
Direction towards Smart
Meter, GIS, Automation

National Electricity Policy
2021
Quality Power in Rural,
100% Smart Metering,
Privatization of Discoms

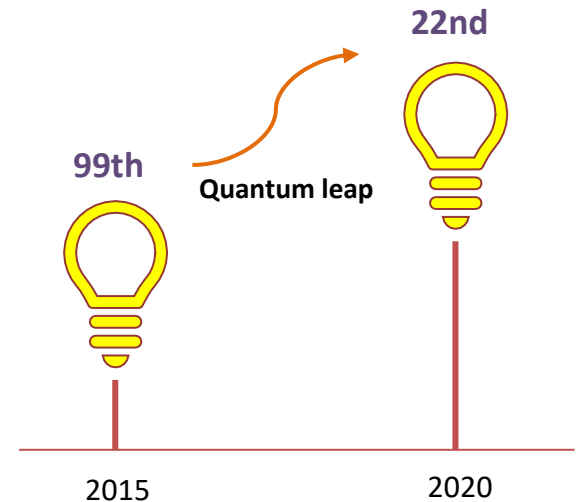
Revamped Distribution Sector Scheme : linking support to outcomes, enforce financial and operational discipline on DISCOMs, thereby limiting potential for political interference

Ease of Doing Business (EODB)

Ease of doing business



Ease of getting Electricity



India jumped from **100th** in 2017 to **63rd** rank in 2020 in World Bank's EODB Ranking



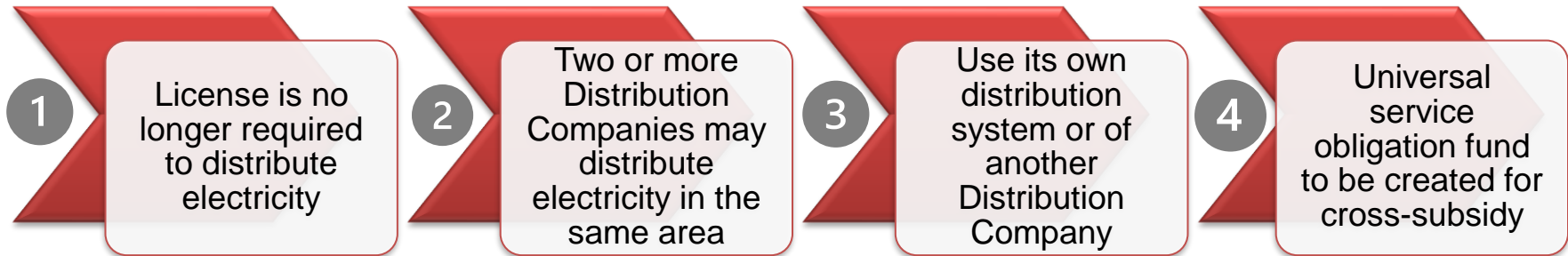
Getting electricity rank improved with reduced time and cost taken to get a power connection in metro cities



CESC is in compliance with EODB directives

- ✓ Mandatory 100% Online application -Compliant since September 2017
- ✓ Online New Connection Applications (upto 150 KVA) processed online without C.E.I approval - Compliant since September 2017

De-licensing Power Distribution – A Game Changer

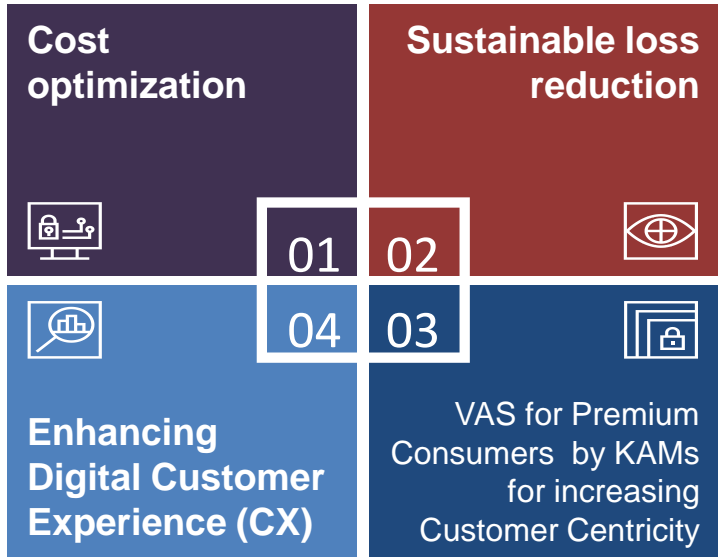


CESC betting on privatization of Power Distribution

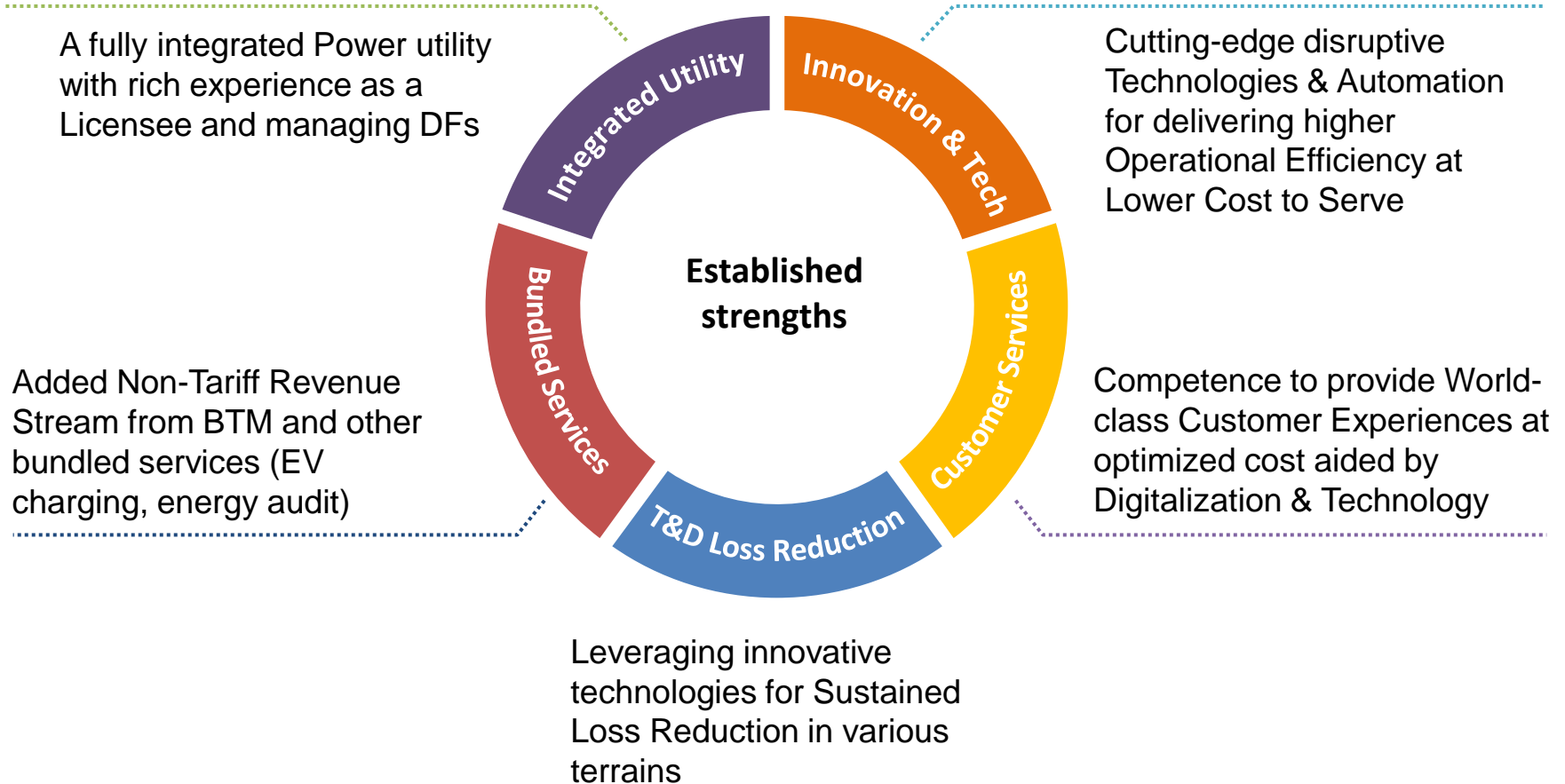
- Larger In-organic growth opportunities
- Accessing potential circles based on Market **Attractiveness**
 - ✓ Consumer Mix
 - ✓ Demand growth
 - ✓ Competition Intensity
 - ✓ CESC's Fitment
 - ✓ State prioritization based on privatization history, tendency to hike tariff



OUR STRATEGY



CESC uniquely placed to exploit De-licensing opportunities for Inorganic Growth



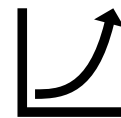
An aerial photograph of a river meandering through a dense forest. The trees are in various stages of autumn, showing shades of green, yellow, orange, and red. The river is a light blue-grey color, winding through the landscape. The overall scene is a mix of natural beauty and environmental focus.

5

Decarbonisation

Sustainability our Core Value

CESC has embarked on **#LiveFreeBreatheFree** journey, to effectively contribute in creating a positive societal impact by reinforcing its commitment towards realization of Sustainability as one of its core values in serving Humanity, through use of clean, affordable and safe Electric Energy

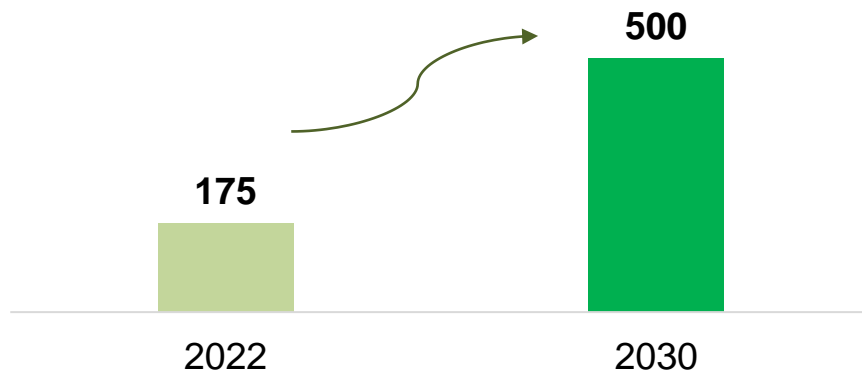


**ESG rating upgraded by MSCI
from B to BB in Jan'21**

Increasing RE penetration

Adoption of Renewables have been considered as one the key strategies to control Greenhouse gas emissions

RE capacity Target (GW)



- As of August 2021, India had **100.68 GW** of renewable energy capacity, which accounts for 25.2% of the overall installed power capacity.
- The nation is aiming to achieve **~450 GW** of installed renewable energy capacity by 2030, of which **280 GW** (over 60%) is anticipated from solar.

CESC procuring Renewable power through Power Exchange on Green Term Ahead Market (GTAM)

Recently launched “Green Day Ahead Market (GDAM)” to enable Gencos & Discoms to buy or sell RE thru. open access.



Battery Energy Storage System (BESS)

Need for BESS

Essential for RE integration

Peak demand flattening

Enhancing flexibility of the system

Decentralised solution during grid outage

BESS: Rating 315 kWh,
Max. Pwr : 125 KVA



East Calcutta Substation (near Kakurgachi)

Deliverables

1

Deferrals of CAPEX for meeting localized load growth.


2

Potential of optimizing peak power cost.

3

Voltage & Frequency level regulations, managing Solar intermittency etc.

Future Plans: Grid Scale Storage



Storage is poised to play a pivotal role for Discoms in near future

Electric Vehicle (EV) : Reducing Carbon footprint



Creation of **EV Charging Infrastructure**: Public Charging stations**



Subscribing to technology driven electric **bike rental platform***** for in-house mobility



Procurement of **EV** for in-house usage



Need of the hour : Changes in building rules to ensure Parking space with adequate EV Charging facility

CESC plans EV adoption for ops To Begin With E-Scooters

Subhro.Niyogi
@timesgroup.com



CESC MD (distribution) Debasish Banerjee with an e-scooter

Kolkata: CESC officials and supervisors will gradually shift to electric vehicles (EV) as part of the company's efforts to transform into an environment-friendly entity.

The company has tied up with an e-bike rental aggregator for a pilot project, under which two two-wheelers will be used by officials at its Princep Street office. Thereafter, two bikes each will be made available to officials at CESC offices in Bhowanipore and Park Circus.

The power utility had earlier taken two e-cars from Mahindra & Mahindra for in-house use. "We have been contemplating how to prime the system for EVs. The cost of operation of conventional fuel vehicles is very high compared to electric vehicles that don't pollute. Since we use many cars, two-wheelers and three wheelers, we are looking at how to shift the fleet to EVs," said CESC

MD (distribution) Debasish Banerjee. The company plans to encourage vendors who supply cars to the company to shift to EVs.

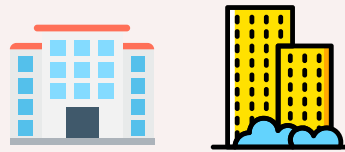
CESC had set up three EV charging stations at AJC Bose Road-Beckbagan, Park Circus and Dhakuria and handed them over to the KMC. It has built required infrastructure at West Bengal Transport Corporation (WBTC) garages for charging their e-bus fleet. While the latter is used regularly, there are not many takers yet for the former charging stations. "As CESC uses more EVs, we hope it will gain visibility," Banerjee added.

Embracing an Electric Vehicle Ecosystem : Zero tailpipe emissions


Electric Cooking : Reducing Carbon footprint



Electric Cooking: is
Clean, Safe &
Affordable



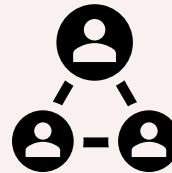
Awareness Campaign in
**Societies, Educational
Institutions, Clubs, Malls,**



Working with **KMC**
to convert Road
side Eateries



67 Restaurants converted to
Electric Cooking



Partnering with Org. like
**HRAEI, CREDAI & Copper
Association**



Street Food Festival in
collaboration with BCC&I

CESC – Green Buildings



RPSG House – To be certified as “LEED Platinum” under NC Category in 2020



Chakmir Substation (CESC Ltd) – First Substation to be certified as “IGBC Platinum” under O&M Category in Jan 2018



HEL Admin Building - Certified “IGBC Platinum” green building under O&M category in Jan 2018



CESC House -First Heritage Building to be certified as “LEED Platinum” under v4.1 Dynamic Arc Platform in Nov 2020



NPCL Customer Care Office – Certified as “LEED Gold Green Building” under NC Category in Aug 2018



NPCL Corporate Office – Certified as “LEED Gold Green Building” under NC Category in Aug 2018.

6

Decentralization



Blockchain & Microgrid



Demand Side Management solutions and Peer to Peer (P2P) energy transfer, leveraging Blockchain technology in association with IIM Ahmedabad.



Empowers the Discoms to operate as DSO (Distribution System Operator) / Aggregator

CESC is working on developing a **Microgrid** (along with Floating Solar & Battery) at Chakmir 132/33 kV S/S

Healthy generation mix

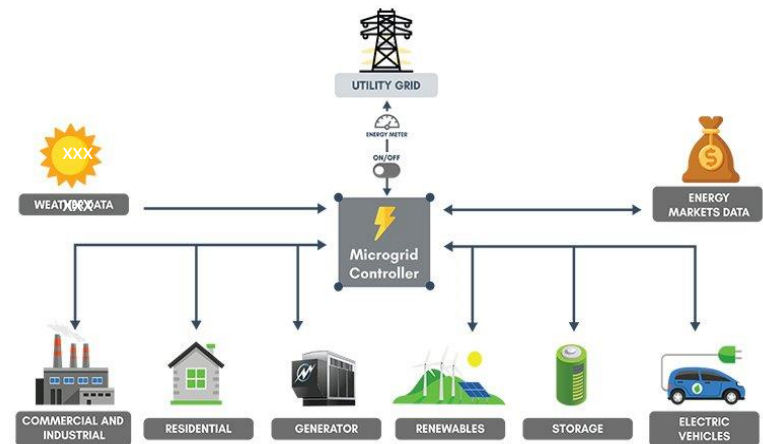
Planned islanding and synchronization

Better Voltage Control

Enabling Peak Shaving

Blackout detection and black start

Intelligent dispatch using Battery





34th Annual Chapter on
Quality Concept, **CCQC**
2021 Organised by QCFI,
Kolkata Chapter

CII -IQ 9th Excellence
Practice Competition
2021
Gold award in "Power"
sector in the category
"Business
Transformation
Initiatives"


"A K DASGUPTA
Memorial Trophy" for
Organisational
Excellence at the
Global Summit on
Total Quality
Management 2021

**CII Supply Chain &
Logistics Excellence**
(SCALE) Award 2020
organized by CII and
won by Materials
division in the category
"Energy-Power"

Special award for
"Sustainability in the
Supply Chain in the
post-Amphan
scenario" from CII
and won by Materials
division

ASSOCHAM
Innovators' Excellence
Awards 2020 organized
by ASSOCHAM and won
by LCC in the category "
Innovation in Services
Sector"

CESC is an excellent opportunity to Invest : Leading player to dominate Distribution Business

-  Proven track-record of profitable operations and domain expertise
-  Responsible business – long standing relationship with stakeholders (Investors, Regulators, Customers, Employees, Value chain partners)
-  Strong core competency to grow and leverage competencies across emerging business segments
-  Embedded value creation through Digital interventions and service offerings
-  Strong regulatory compliance, process oriented (ESG reporting, ISO certified) and coherent safety policies
-  A sustainable platform to participate in upcoming Discom privatisation opportunities

Video (abridged version) : Journey of CESC

Thermal

Generation Capacity (MW)

2,125

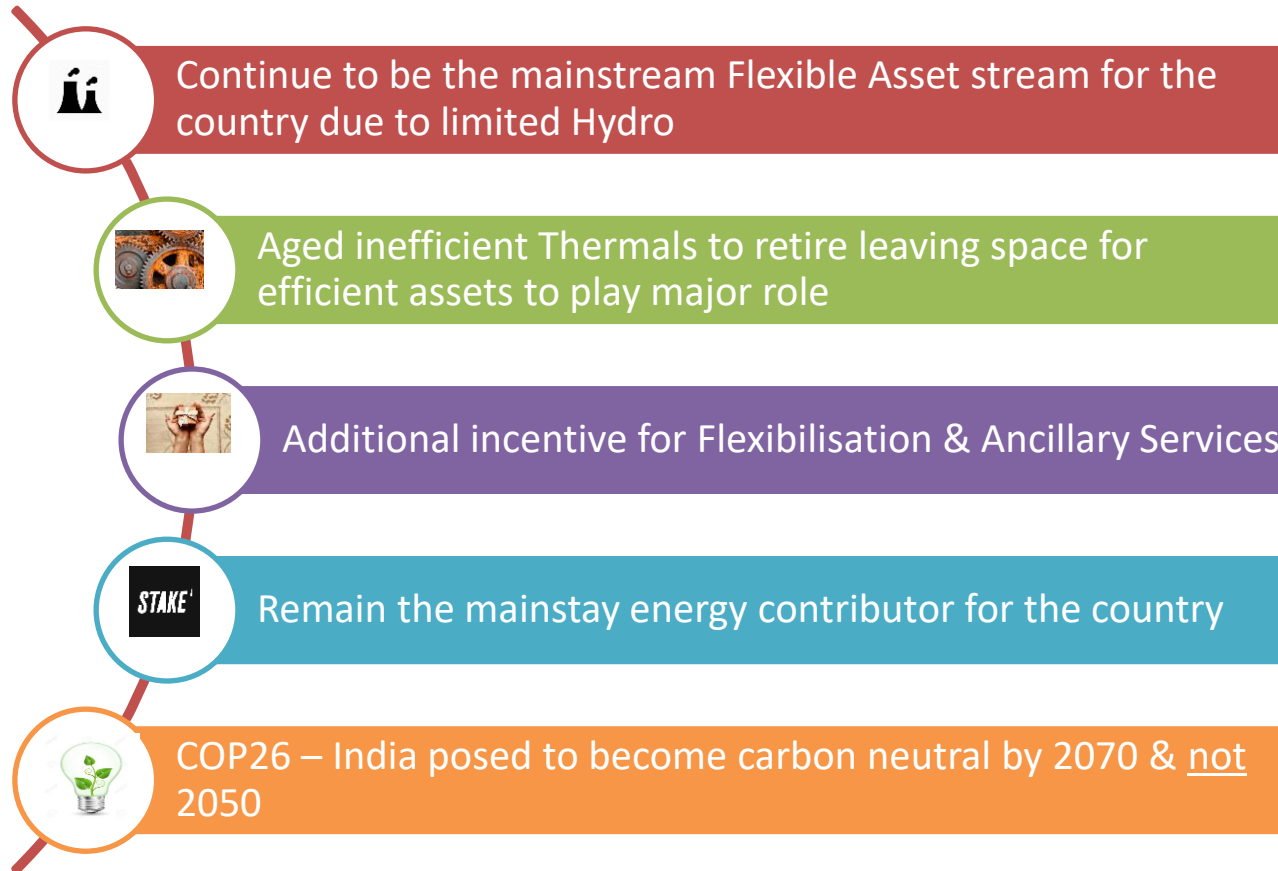



Role of Thermal

- Be environmentally responsible
- Improve on efficiency
- Accommodate intermittent RE
- Primary source for Grid Stability
- Continue catering to Base Load
- Sustainable source of power supply

CESC Fitment

- Legacy of streamlined process
- Best-in-class assets of the Country
- Social & Environmental inclusion
- Plants with built in ZLD
- Commitment for adopting emission abatement technologies
- Proven experience of responding to Grid intermittency - SGS





Plant	Capacity	Offtake Arrangement	Fuel Security
BBGS	750 MW	Integrated generation for Kolkata Distribution	<ul style="list-style-type: none"> • CIL Linkage • Coal Mine • E-auction
SGS	135 MW		<ul style="list-style-type: none"> • CIL Linkage
Crescent Power	40 MW	<ul style="list-style-type: none"> • Short Term Supply - Competitive 	<ul style="list-style-type: none"> • Coal Washery Rejects
Haldia	600 MW	<ul style="list-style-type: none"> • 100% Long term PPA - Kolkata Area 	<ul style="list-style-type: none"> • CIL Linkage • E-auction
Dhariwal	600 MW	<ul style="list-style-type: none"> • 100 MW Long term PPA to TANGEDCO • 170 MW Long term PPA to NPCL • 185 MW Short Term PPA to Mahagenco (Case IV) 	<ul style="list-style-type: none"> • CIL Linkage • E-auction • Case IV allocation
Total	2125 MW		



Budge Budge- BBGS (3x250MW)



Southern- SGS (2x67.5MW)

<p>Stations Budge Budge- BBGS (3x250MW) Southern- SGS (2x67.5MW)</p>	<p>Cumulative Capacity 885MW</p>	<p>Assured Post Tax Equity Return 15.5% on Normative Equity</p>
<p>BBGS ranked among top thermal stations in terms of PLF</p>	<p>BBGS - Best among TPPs commissioned before 2008 in India BBGS awarded Outstanding in water conservation & ZLD</p>	<p>Fuel security with captive coal block , coal linkages & E-auction</p>
<p>100% utilization of ash in an environment friendly manner</p>	<p>Exports of surplus capacity via exchange or through bilateral contracts</p>	<p>Operational Parameters create National Benchmark</p>

600 MW Haldia Thermal Power Project



- **Generating Station:** 2x300 MW Thermal Power Plant
- **Entire capacity to CESC (Kolkata)** - PPA approved by WBERC
- **Assured Post Tax Equity Return** 15.5% on Normative Equity
- **Fuel Supply Agreement** with MCL
- **PLF:** 80.4% (FY21),
- **Sale to licensed area:** 3895 MUs (FY21)

600 MW Chandrapur Thermal Power Project

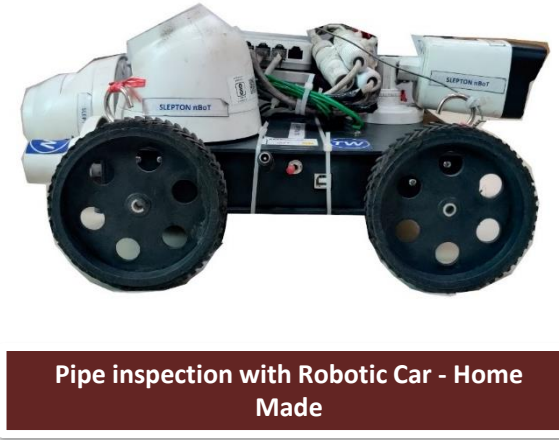
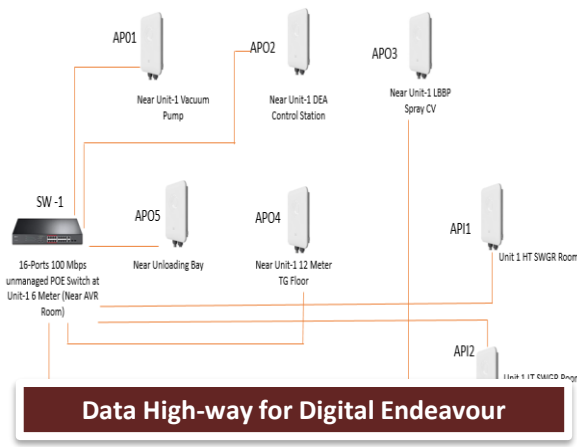

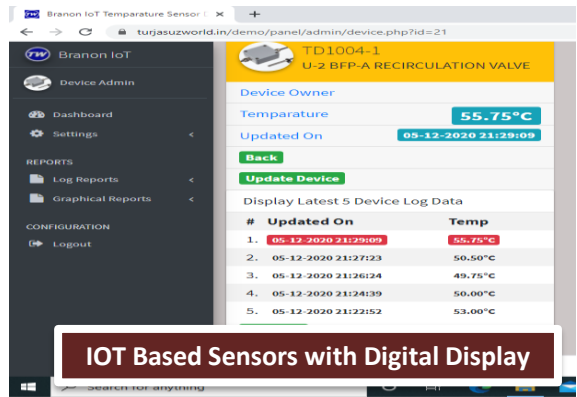
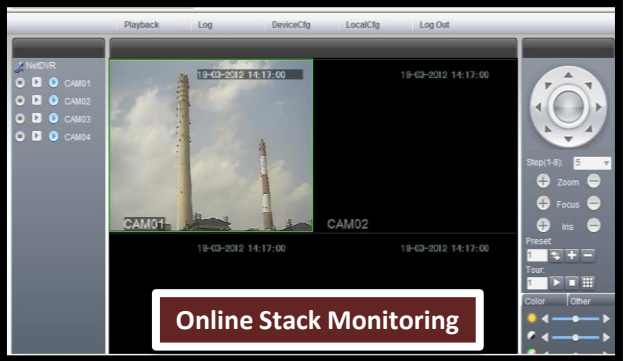


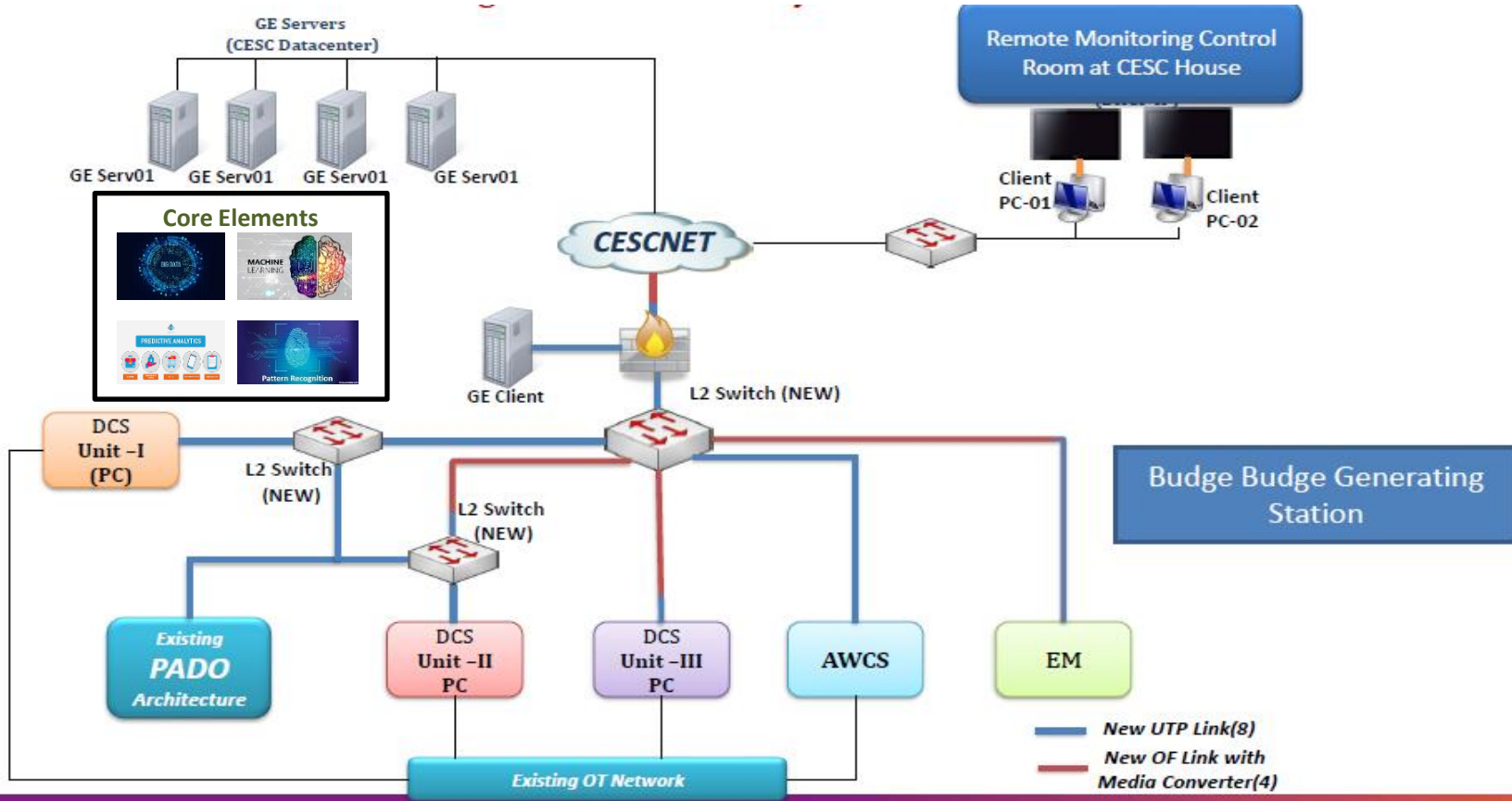
- First **Independent Power Plant** of CESC
- **Generating Station:** 2x300 MW in Chandrapur, near Nagpur
- **PLF** 80.5% (FY21)
- **Fuel Supply Agreement** with SECL & WCL


Crescent Power



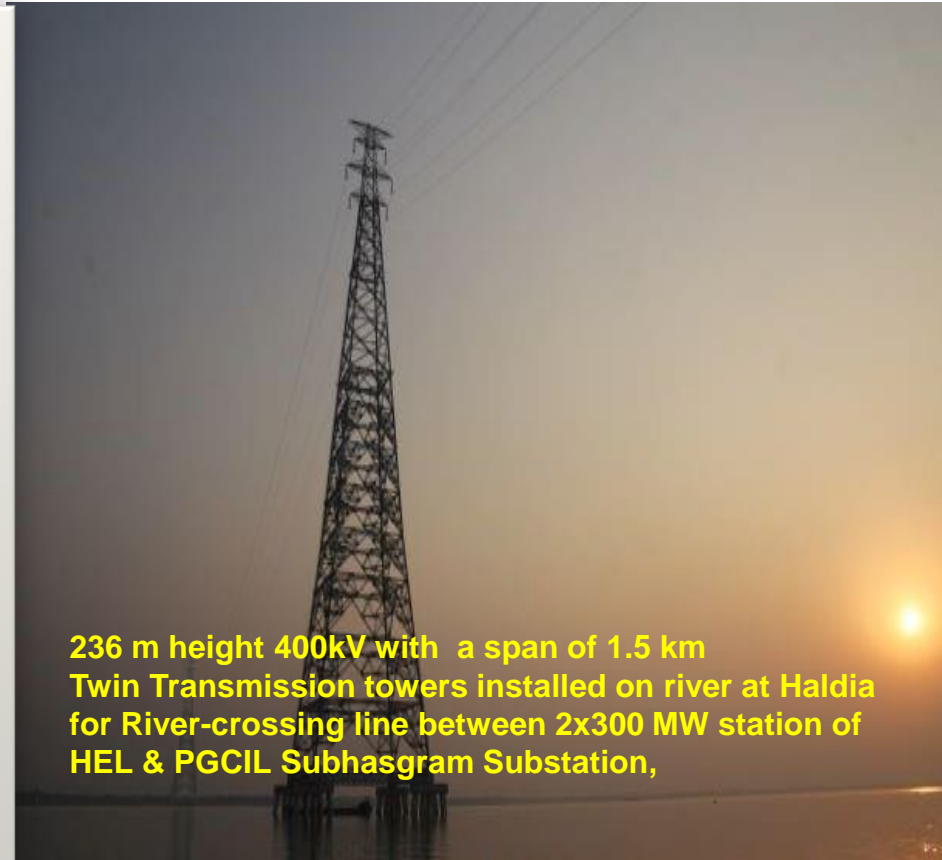
- **Generating Station:** 40 MW AFBC based power plant
- **Power sold to the grid**
- **Commissioned a 18 MW Solar PV power Project in Tamil Nadu under the Solar Power Policy of the State**
- **Key Metrics: FY'21**
 - **Generation :** 346 MU , **PLF :** 98%







First 132KV Gas Filled cables (Imported from BICC, UK) commissioned linking Howrah & Kolkata



**236 m height 400kV with a span of 1.5 km
Twin Transmission towers installed on river at Haldia
for River-crossing line between 2x300 MW station of
HEL & PGCIL Subhasgram Substation,**



CDM: Project Activities - Microsoft Internet Explorer provided by Ernst & Young

Address: http://cdm.unfccc.int/Projects/registered.html

Home | CDM | UNFCCC | CC:Net | TT:Clear

Your location: CDM Home > Project Activities

Registered

This interface will provide information on CDM project activities that have been registered by the CDM Executive Board.

Registered	Title	Host Parties	Other Parties	Methodology	Reductions	Ref
16 Sep 06	Energy Efficiency Measures At a Thermal Power Generating Station of CESC Limited, BBS	India		AMS-III.B.ver.7	3841	0479
16 Sep 06	AWMS GHG Mitigation Project Mx05-B-17, Jalisco, Mexico	Mexico		AM0016.ver.3	23782	0057
16 Sep 06	11.25 MW Wind power project in Dhule, Maharashtra, India	India		AMS-I.D.ver.8	16447	0531
16 Sep 06	AWMS GHG Mitigation Project Mx05-B-16, Sinaloa and Sonora, Mexico	Mexico		AM0016.ver.3	48444	0053
11 Sep 06	AWMS GHG Mitigation Project BR05-B-12, Mato Grosso do Sul, Minas Gerais, and Sao Paulo, Brazil	Brazil	Netherlands	AM0016.ver.3	76052	0472
11 Sep 06	Lusaker Biogas Plant (LBP), methane capture and combustion from poultry manure treatment	Armenia	Denmark	AM0016.ver.3	62832	0452
11 Sep 06	Optimal utilization of clinker. Substitution of Clinker by Fly ash in Portland Pozzolana Cement blend at CCE, India	India		AC-M0005.ver.2	12554	0473
10 Sep 06	AWMS GHG Mitigation Project BR05-B-08, Paraná and Rio Grande do Sul, Brazil	Brazil	Netherlands	AM0016.ver.3	17531	0466

BBGS is the **Globally FIRST** Thermal Power plant to register this project with UNFCCC as CDM project in 2013

Introduction of All Volatile Treatment Achieving ZERO Blowdown from Boiler & Reduction of Boiler Efficiency Loss

Furnace Draft Logic Modification Reduction of Throttle loss of IGV in ID Fan

port minister Subsidies with agricultural...

A large job being...

CESC scores global first with green initiative

TIMES NEWS NETWORK

Kolkata: The electricity that you get has just got greener. Not that city-based power utility has switched from coal to renewables, but it has taken significant strides in reducing greenhouse gases emitted by power plants.

In doing so, it has scored a global first. CESC has become the only thermal power generation company to be rewarded by the United Nations Framework Convention on Climate Change (UNFCCC) for its efforts to better the environment. UNFCCC is the nodal agency for monitoring greenhouse gas reduction under the Kyoto Protocol. UNFCCC ratified the energy efficiency programme at Budge Budge thermal unit.

CESC was given the award by UNFCCC for its effort to reduce greenhouse gases

With CER trading at 12-15, CESC foreign exchange earnings could touch 600,000 in a couple of years if two more CDM projects with potential of 40,000 CER are approved.

But more than revenues, it will help CESC pitch itself as an eco-sensitive company. "Projecting a 'green' image is key to gaining global acceptance. Not only will CESC be seen as a company that practices corporate responsibility, it will impress billion dollar venture funds like CalPER's," Chandak explained. CESC has lined up investment worth over Rs 5,000 crore over the next five years.

on September 16. The project has earned CESC 3,894 carbon emission reduction (CER) notes that can be traded for cash," said RPG Enterprises vice-president (corporate finance) B L Chandak.

ESG - Steady Progress through Green Interventions

Leadership in Green Buildings

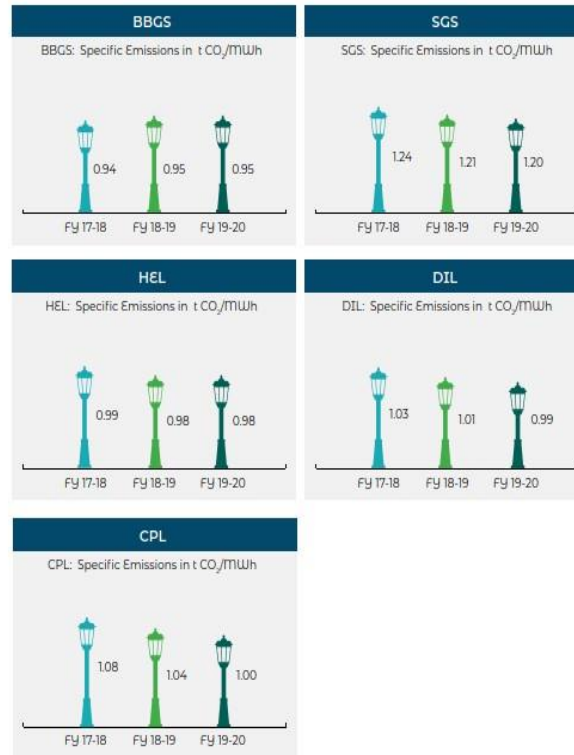
CESC facilities and infrastructure follow green building principles to become environmentally responsible and resource efficient throughout the building lifecycle and at the same time ensure processes and materials used should not have any negative impact on human health



2021 USGBC Leadership Award for the South East Asia region for CESC HOUSE

1.27 million sq. ft of Green Building certified spaces

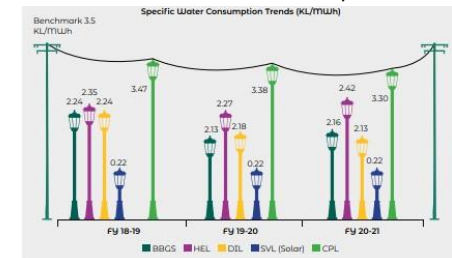
Steady decrease of Emission Intensity in all our generation stations from FY 17-18 to FY 19-20



*Data for CO₂ emissions in CEA website is available up to FY 2019-20

Water and Effluents

CESC maintains specific water consumption levels well below MoEF&CC benchmark of 3.5 KL/MWh.



Water Conservation Approach

- Minimize wastage of water
- Reduce, Reuse and Recycle of water
- Rainwater harvesting

Waste

- 100% fly ash utilization is achieved at all generation stations:
- The Illustration showcases various products the fly ash generated from our units are utilized to manufacture or replace”



- Bricks/Blocks or Tiles
- Pozzolana cement
- Reclamation of low land
- Part Replacement of Concrete
- Others (Mine Back filling)



Herbal plant garden



Butterfly garden



Automatic kitchen & garden waste composter



Vegetable cultivation on ash bed

INCLUSIVE GROWTH

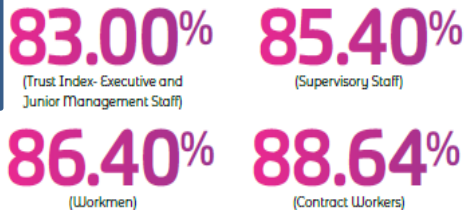
CESC-'An Employer of Choice'



The annual survey conducted by GPTW is based on five major dimensions:



CESC Results



Building a Safety Culture

CESC creates safety awareness amongst its employees. All categories of employees including the management take a safety oath on the Central Safety Day;



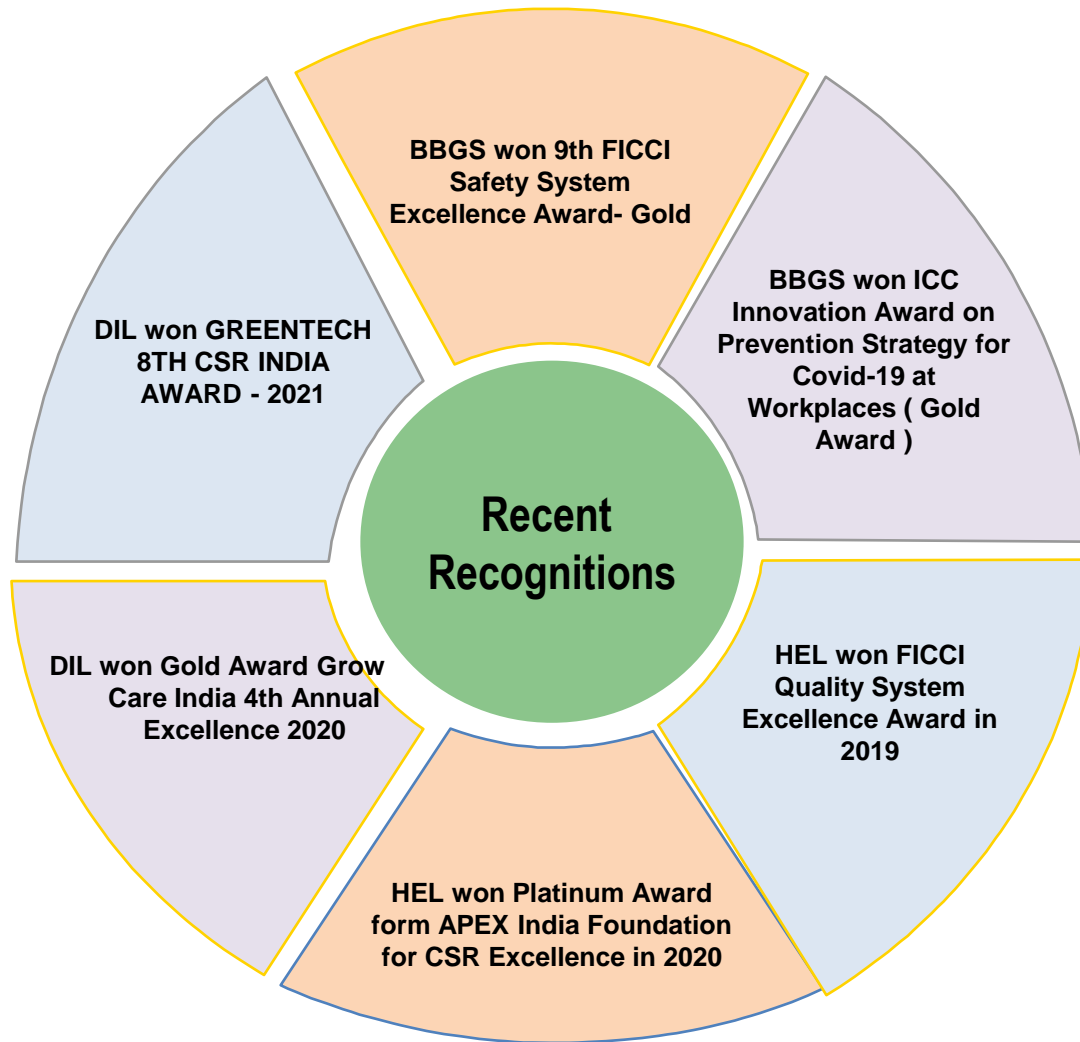
Striving for 'Zero Incidents' Workplace

All generation stations are ISO 45001 certified, which ensure zero tolerance and no negligence of potential safety incidents.

Strengthening our Communities

CESC believes that strong communities are the underpinning of a successful and responsible business. CESC upholds its brand equity, builds trust and harmonizes its relationship with the communities in which it operates by listening to their voices, responding to their needs and actively participating through engagements that are designed to facilitate the provision of these needs. The interventions are based on 5 thematic areas :

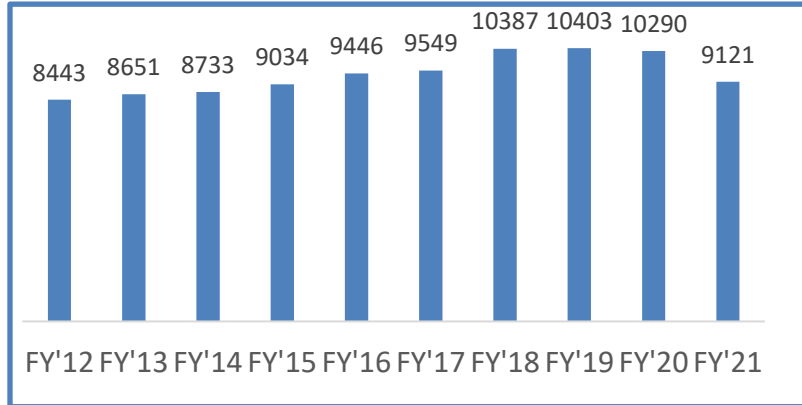
- **Theme 1:** Education and Child Protection: **Projects** – Roshni, Hamari Awaz and School build
- **Theme 2:** Health: **Projects** - Suswasthya and upgradation of public health facilities
- **Theme 3:** Environment: **Projects** - City Beautification '**Fountain of Joy**'
- **Theme 4:** Access to Clean Drinking Water, Sanitation and Hygiene: **Projects** - Nirmal Sankalp, Nirmal Abhiyan and Nirmal Kolkata
- **Theme 5:** Skill Development: **Projects** - Saksham, Prayas and Udaan



Financial Performance of key subsidiaries

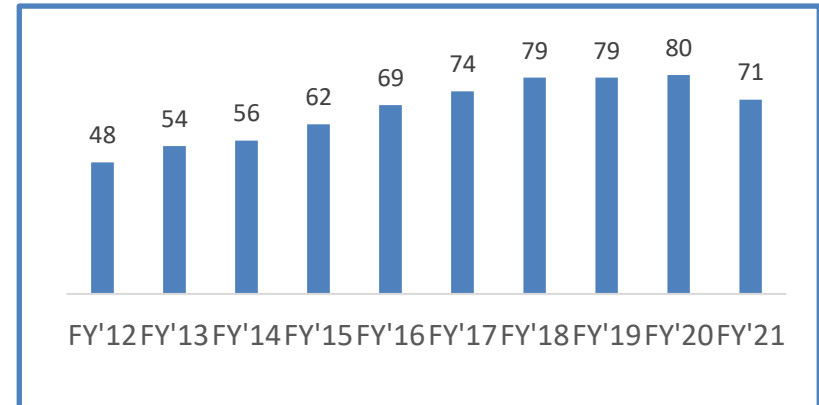
	<i>Rs. crore</i>				<i>Rs. crore</i>	
	Revenue FY` 20-21	PAT FY` 20-21	Revenue FY` 19-20	PAT FY` 19-20	PAT HY 1 -FY` 22	PAT HY 1 -FY` 21
CESC Ltd (Consolidated)	11874	1363	11217	1306	620	596
CESC Ltd (Standalone)	7101	814	7982	918	373	362
Haldia Energy Ltd	2192	361	2289	318	190	195
Dhariwal Infrastructure Ltd	1504	106	1320	(10)	59	47
Crescent Power Ltd & Renewables	254	22	274	26	15	18
Noida Power	1721	101	1742	140	52	47
Kota/Bharatpur/Bika ner	1494	(15)	1631	(38)	(21)	(32)
Malegaon	451	(23)	23	(20)	(29)	(40)

Sales (MU)

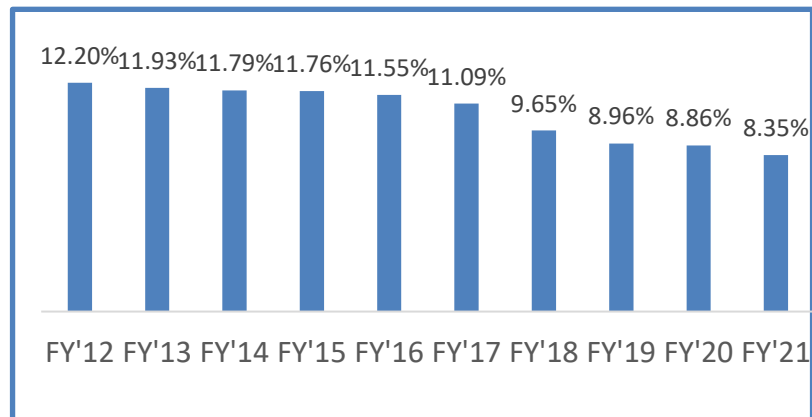


Including power export

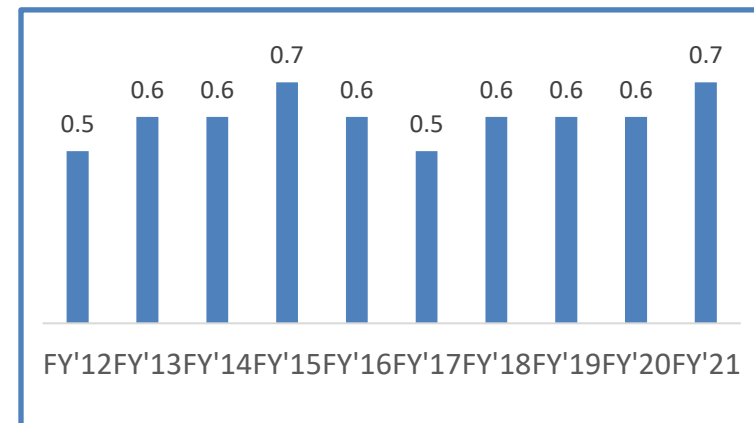
Revenue (Rs. bn)



Distribution Loss (%)

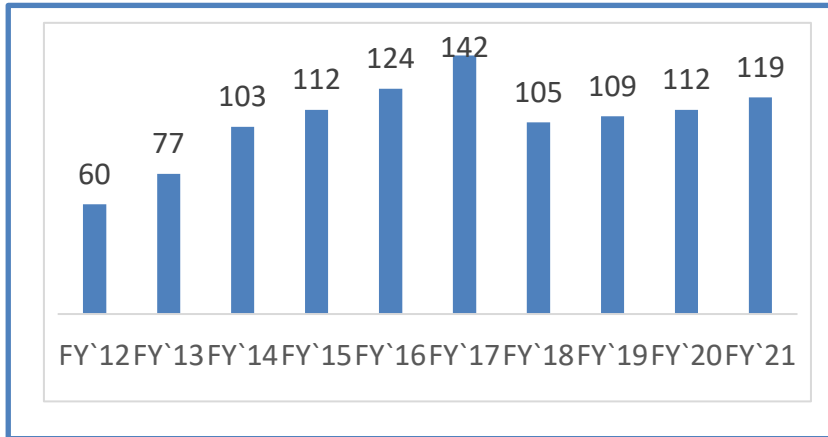


Debt Equity Ratio



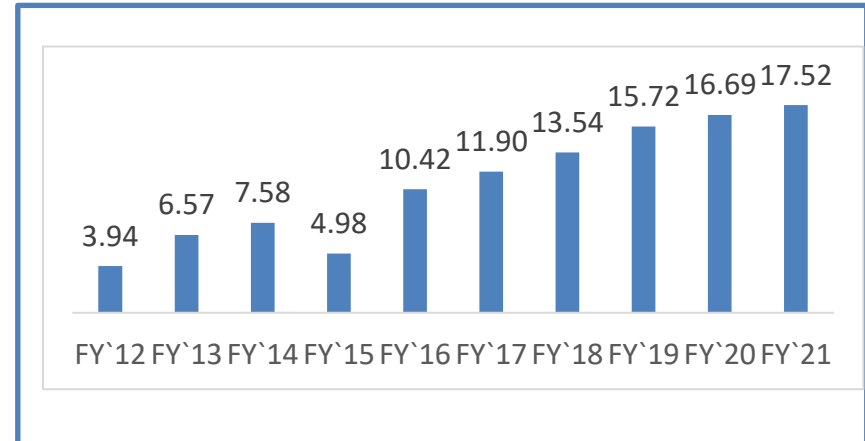
Financial nos. from FY'16 compiled under IND AS

Revenue (Rs bn)

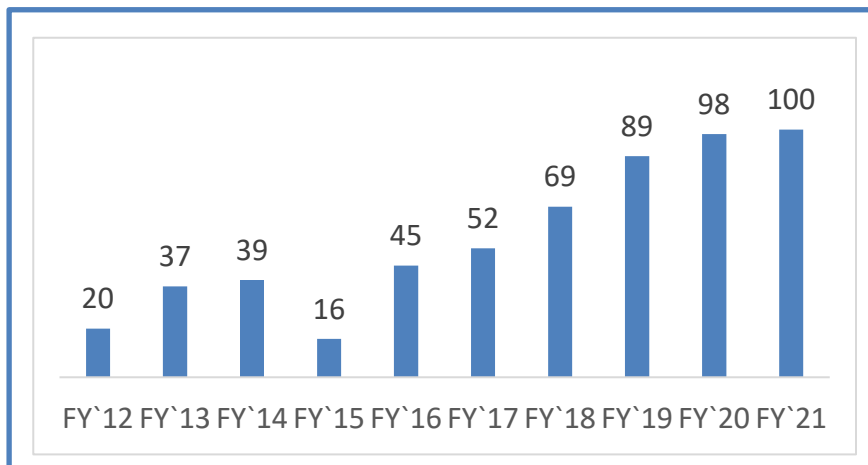


Demerger of non-power business effective Oct'2017

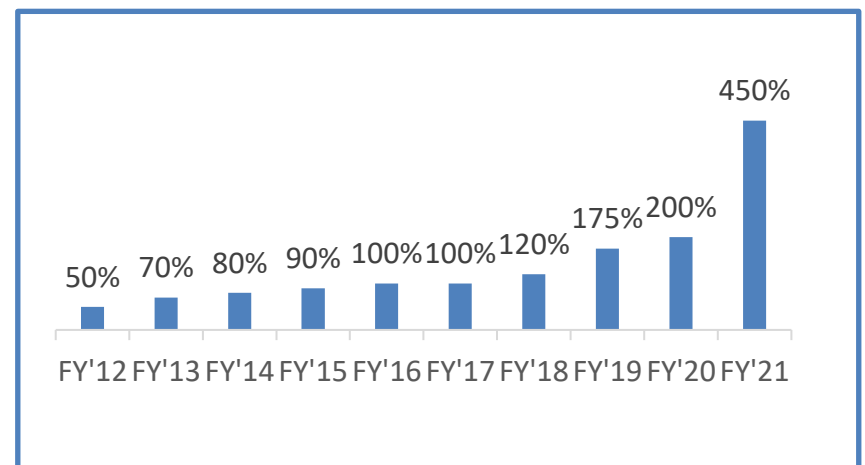
PBT (Rs bn)



EPS (Rs.)



Dividend History



Thank You !