

January 14, 2022

The Secretary  
**BSE Limited**  
Pheeroze Jeejeebhoy Towers  
Dalal Street, Fort  
Mumbai - 400 001  
Scrip Code: 531595

The Secretary  
**National Stock Exchange of India Limited**  
Exchange Plaza, 5<sup>th</sup> Floor  
Plot No- 'C' Block, G Block  
Bandra-Kurla Complex, Bandra (East)  
Mumbai – 400 051  
Scrip Code: CGCL

**Sub: Disclosure under Regulation 30 read with Para A of Part A of Schedule III of the SEBI (Listing Obligations and Disclosure Requirements) Regulations, 2015 – Investor Interaction and Q2FY22 Earnings Presentation dated October 31, 2021.**

Dear Sir / Madam,

Pursuant to Regulation 30 read with Para A of Part A of Schedule III of the SEBI (Listing Obligations and Disclosure Requirements) Regulations, 2015, we would like to inform you that the Company has scheduled Investor Interaction on January 18, 2022 at 10.00 AM. Further, we are attaching herewith the presentation titled “Q2FY22 Earnings Presentation”.

The schedule of the meeting is mentioned hereinbelow:

Date	Event
January 18, 2022	Investor Interaction

Please note the above schedule may undergo changes.

You are requested to take the same on record.

Thanking you,

Yours faithfully,  
for Capri Global Capital Limited

**Yashesh Bhatt**  
Company Secretary & Compliance Officer  
Membership No.: ACS 20491



Encl.: As Above

## Capri Global Capital Limited

### Registered Office:

CIN: L65921MH1994PLC173469 Regd. Off: 502, Tower A, Peninsula Business Park, Lower Parel, Mumbai – 400013.

+9122 4088 8100/4354 8200 ✉ contact@capriglobal.in 🌐 www.capriglobal.in



**CAPRI GLOBAL**  
CAPITAL LIMITED

---

**Responsible.  
Resilient.  
Ready.**

Q2FY22 Earnings Presentation

31<sup>st</sup> October 2021

# Disclaimer

This presentation is for information purposes only and does not constitute an offer, solicitation or advertisement with respect to the purchase or sale of any security of Capri Global Capital Limited (the “Company”) and no part of it shall form the basis of or be relied upon in connection with any contract or commitment whatsoever. This presentation is not a complete description of the Company. Certain statements in the presentation contain words or phrases that are forward looking statements. All forward-looking statements are subject to risks, uncertainties and assumptions that could cause actual results to differ materially from those contemplated by the relevant forward-looking statement. Any opinion, estimate or projection herein constitutes a judgment as of the date of this presentation, and there can be no assurance that future results or events will be consistent with any such opinion, estimate or projection. All information contained in this presentation has been prepared solely by the Company. No information contained herein has been independently verified by anyone else. No representation or warranty (express or implied) of any nature is made nor is any responsibility or liability of any kind accepted with respect to the truthfulness, completeness or accuracy of any information, projection, representation or warranty (expressed or implied) or omissions in this presentation. Neither the Company nor anyone else accepts any liability whatsoever for any loss, howsoever, arising from any use or reliance on this presentation or its contents or otherwise arising in connection therewith. The distribution of this document in certain jurisdictions may be restricted by law and persons into whose possession this presentation comes should inform themselves about, and observe, any such restrictions.





# Q2FY22 Earnings Presentation

# Executive Summary : Key Highlights



*Consolidated Profit After Tax of Rs525mn (14% QoQ) in Q2FY22.*



*First full quarter of operations post second lockdown; total disbursements Rs5,850mn (3.1x YoY and -1.9x QoQ); AUM growth at 27% YoY.*



*Strong and well-funded balance sheet; well positioned for a medium-term growth trajectory of +22-27% CAGR FY22-FY27E.*



*Gross Stage 3 ratio 3.3% (-19bps QoQ); restructured assets marginally up sequentially to 4.4% of AUM; collection efficiency stable.*



*Added 10 new branches, branch count at 99, group staff count at 2,494.*

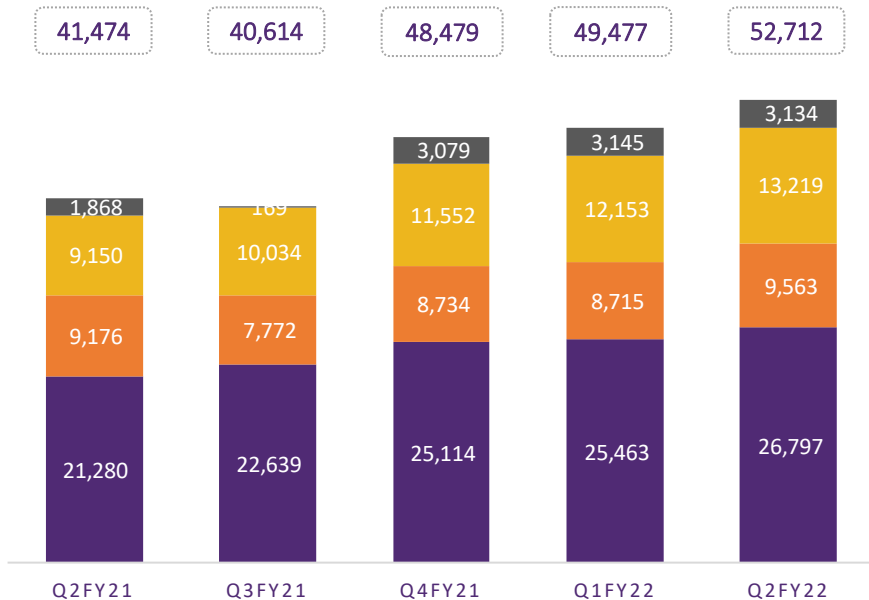


*Way forward: Steady opening up in most geographies of operations; lockdowns now very localized and in select pockets of Maharashtra; target of +20% AUM growth in FY22E.*

# Business Update : AUM On Positive Growth Path

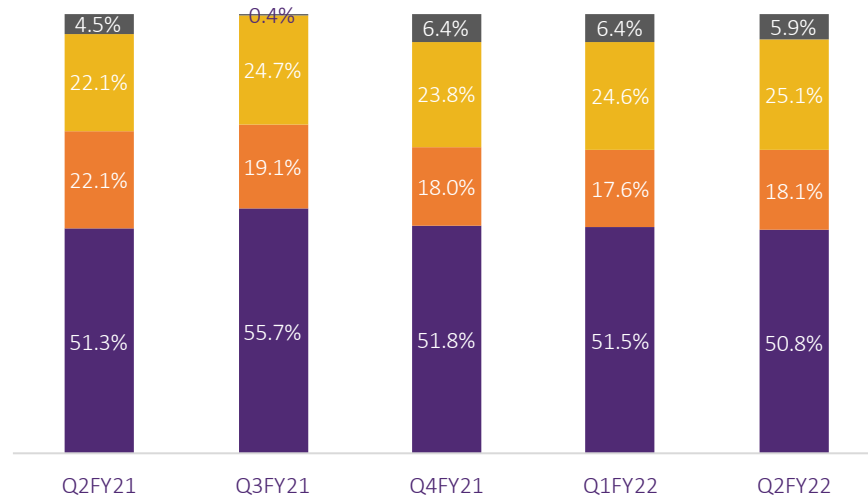
## AUM Segmental Break Up (INR Mn)

■ MSME ■ CF ■ HF ■ IRL



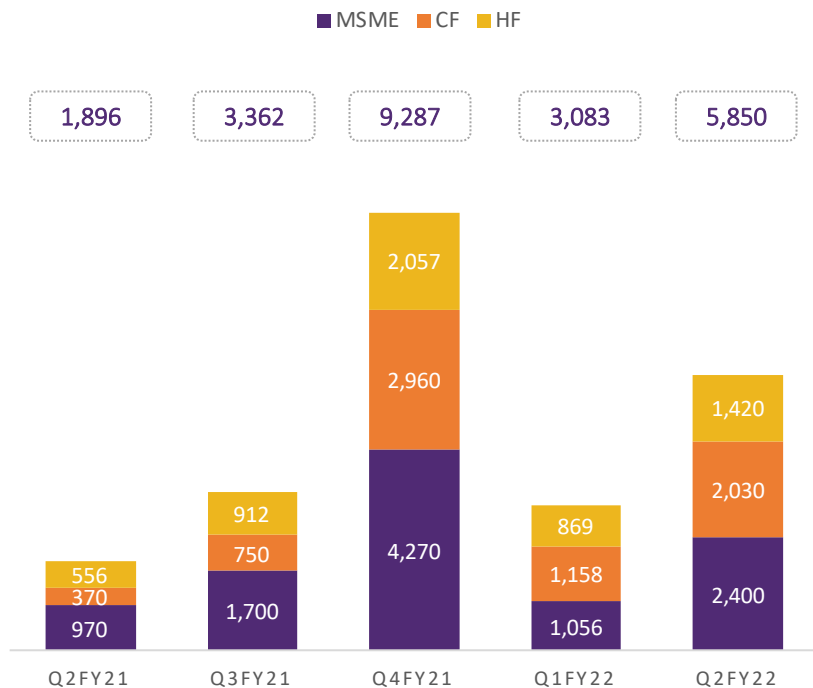
## Composition of AUM (%)

■ MSME ■ CF ■ HF ■ IRL

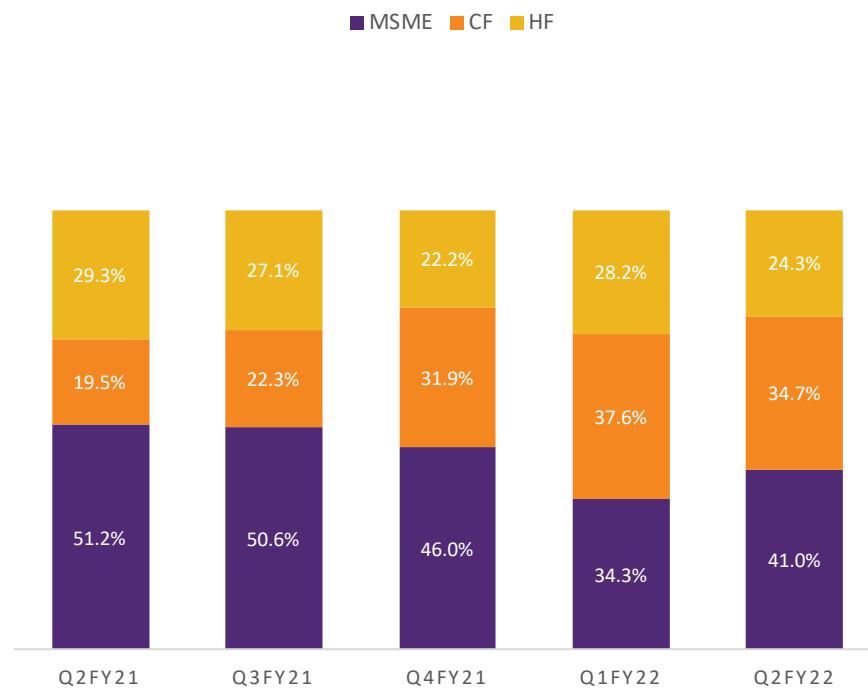


# Disbursals : Disbursals Pick-up Pace

Segmental Disbursals (INR Mn)

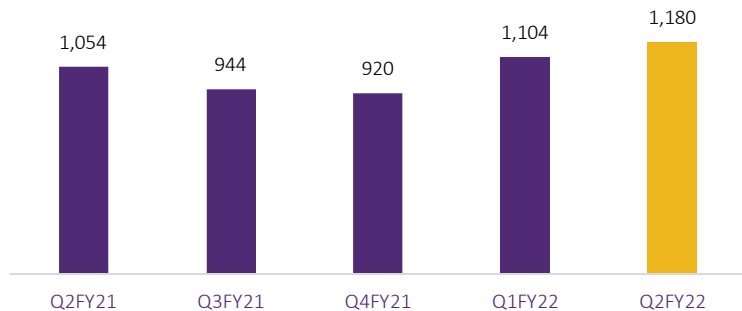


Composition of Segmental Disbursals (%)

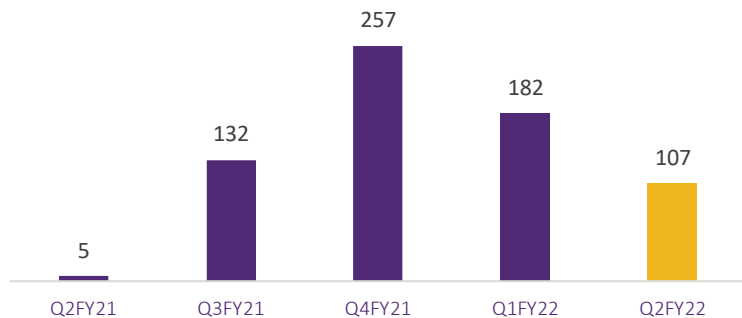


# Performance Matrix : Core Earnings Performance Remained Robust

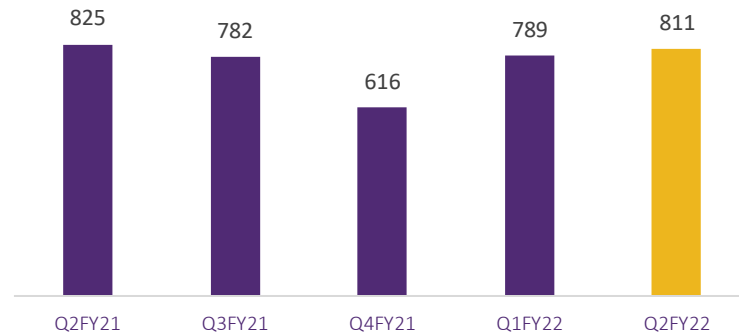
NII (INR Mn)



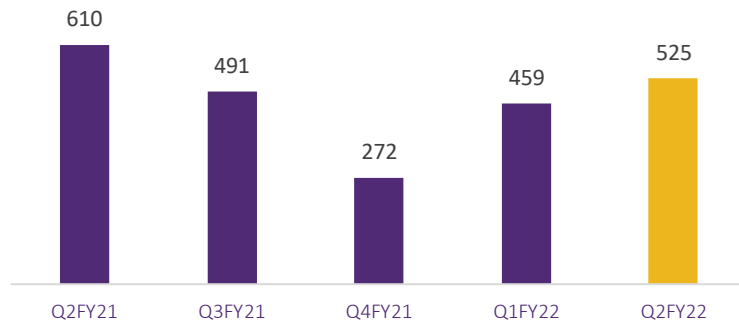
Credit Costs (INR Mn)



Operating Profit (INR Mn)



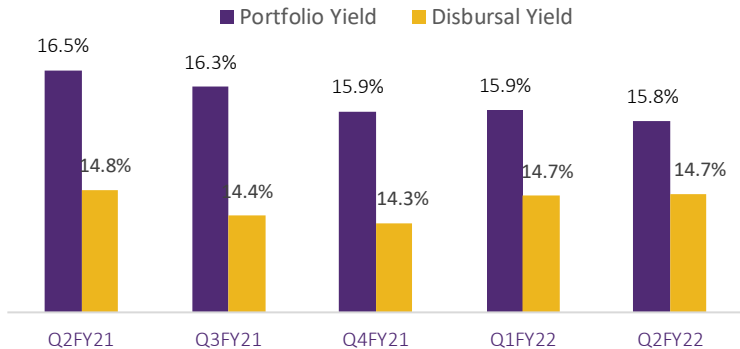
PAT (INR Mn)



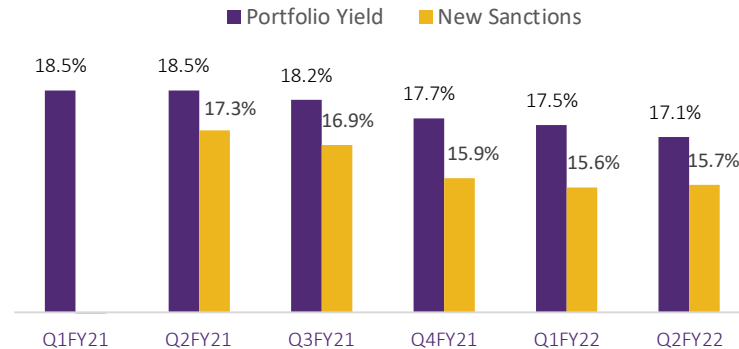


# Key Ratios : Segmental Yields Showing Softening Trend

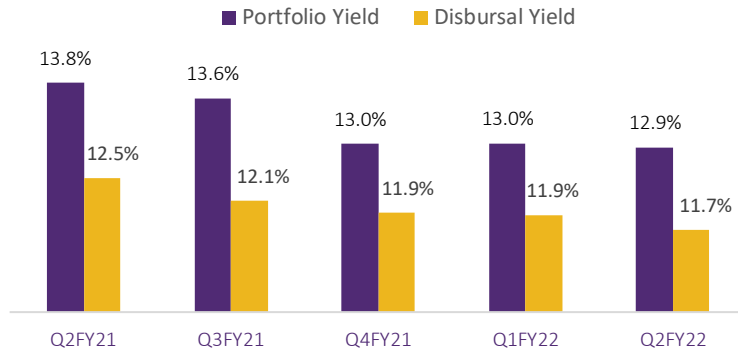
## MSME



## Construction Finance

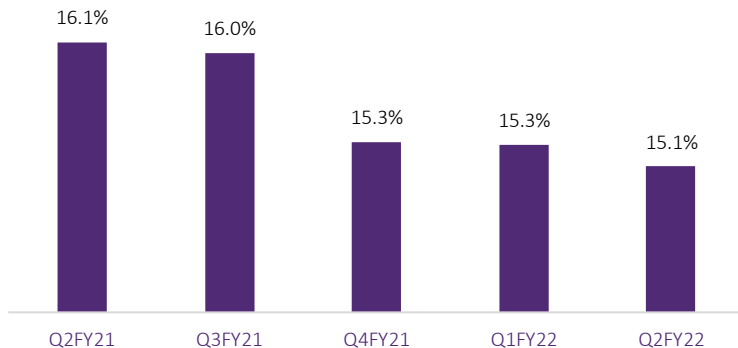


## Housing Finance

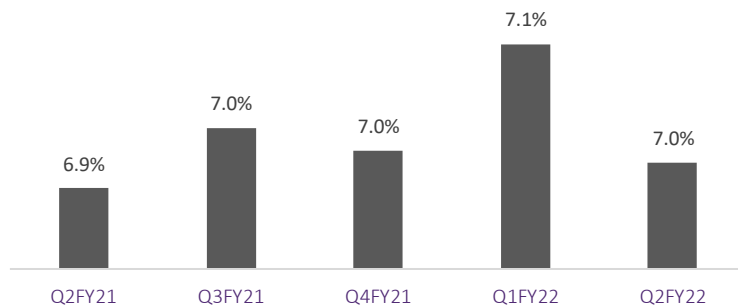


# Key Ratios : Spreads Stable

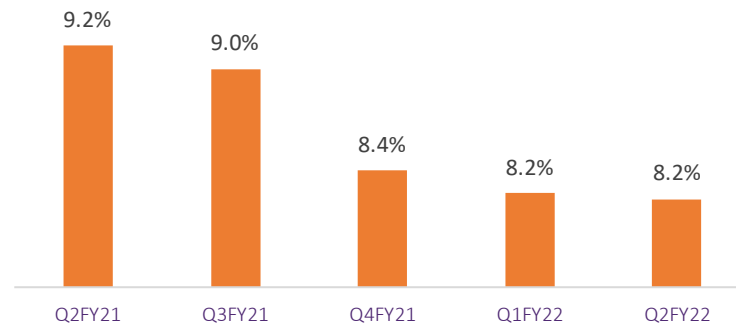
### Yield on Advances (%)



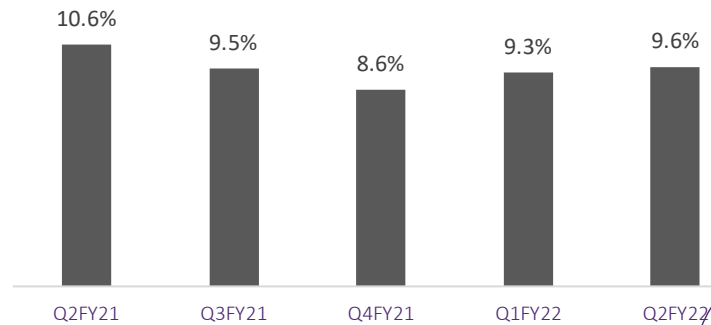
### Spreads (%)



### Cost of Funds (%)



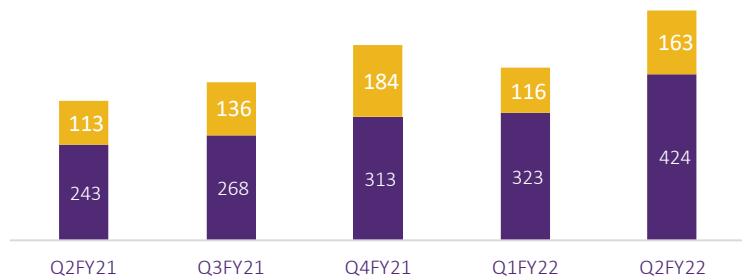
### Net Interest Margin (%)



# Operating Expenses : Stable Cost Ratios

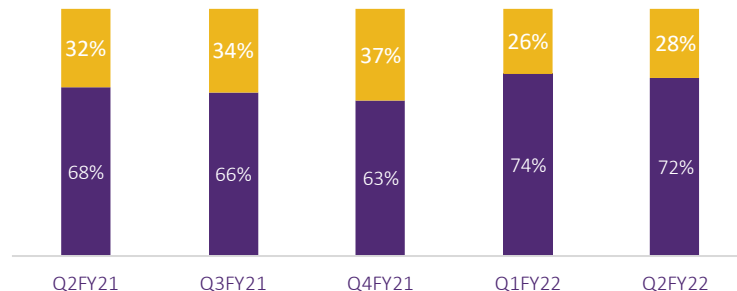
Operating Expenses (INR Mn)

■ Employee Cost ■ Other Opex

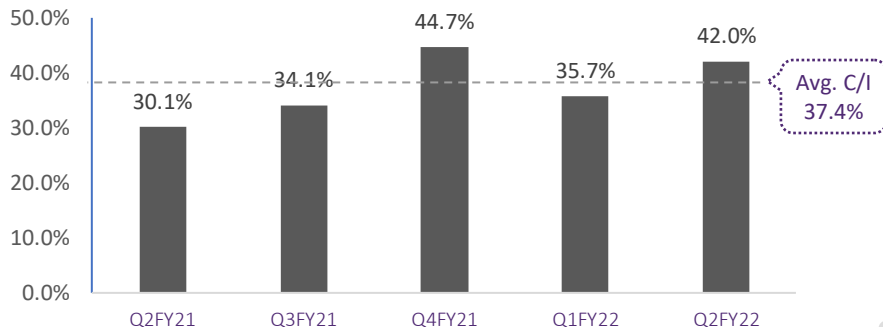


Operating Expenses Composition (%)

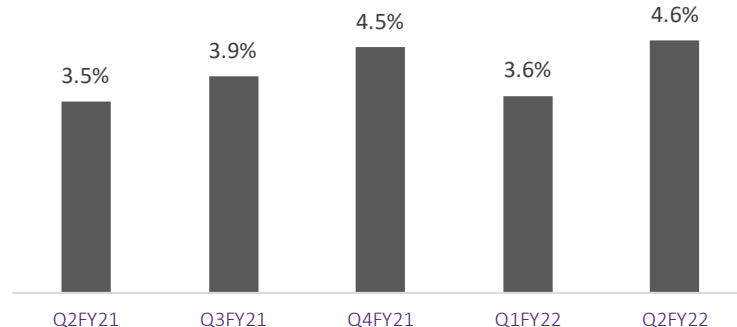
■ Employee Cost ■ Other Opex



Cost-Income (%)

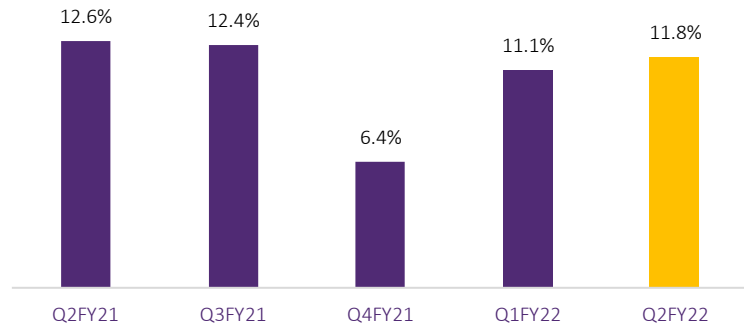


Cost / AAUM (%) (annualized)

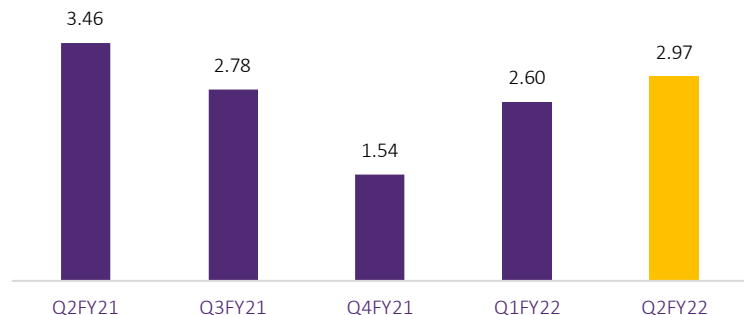


# Key Ratios : Profitable Growth

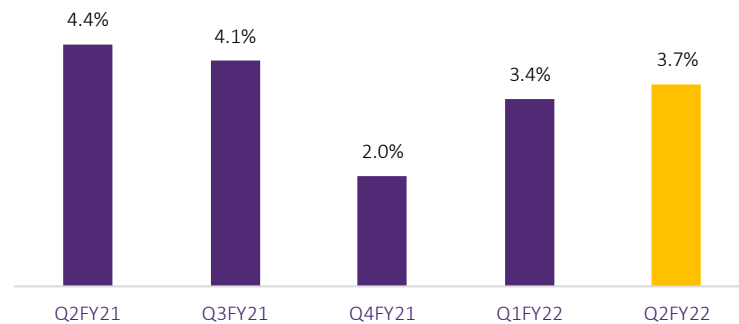
## Annualized Return on Equity (%)



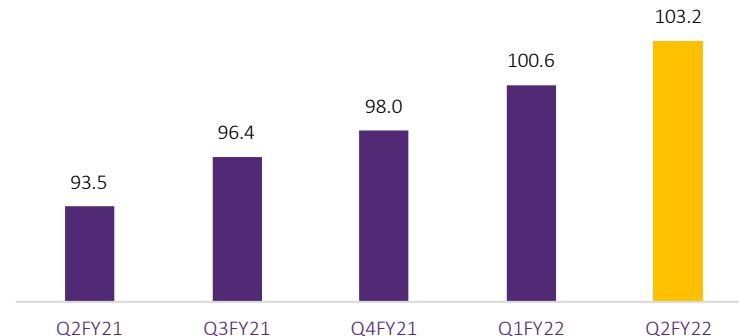
## EPS (Diluted) (INR)



## Annualized Return on Assets (%)



## Book Value Per Share (INR)

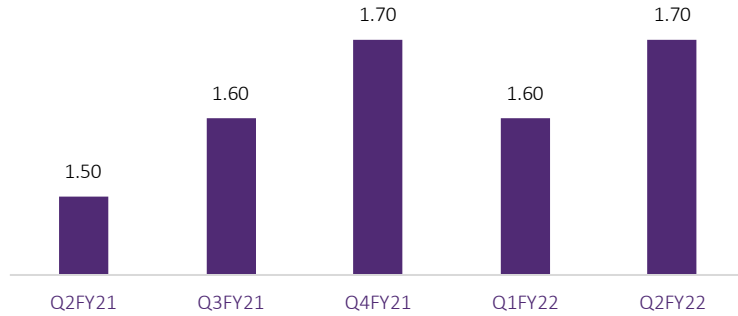




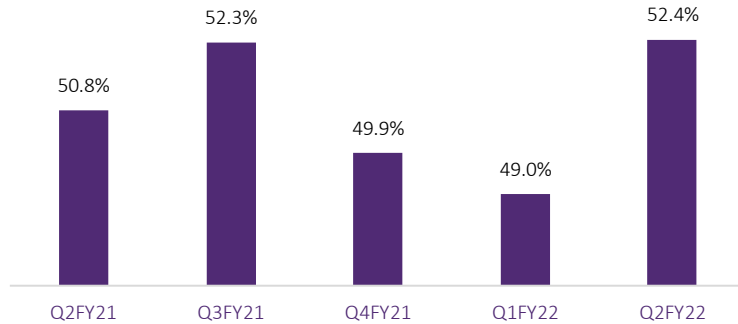
# Business Vertical & Liquidity Update

# MSME Business Update

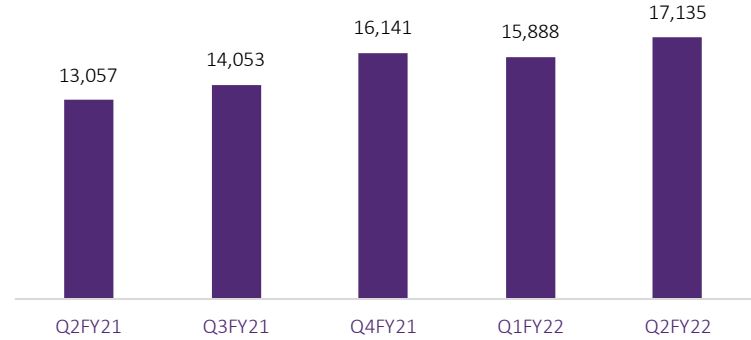
Average Ticket Size (INR Mn)



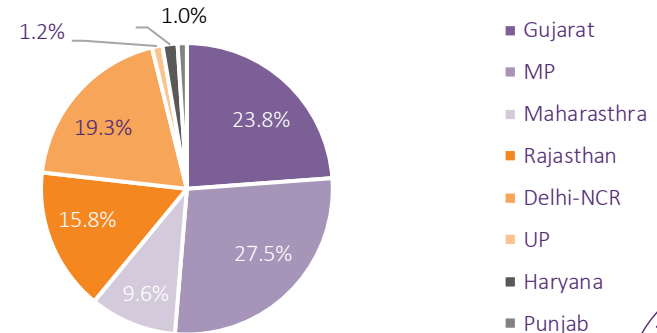
Loan to Value (%) (Incremental Disbursals)



Live Accounts

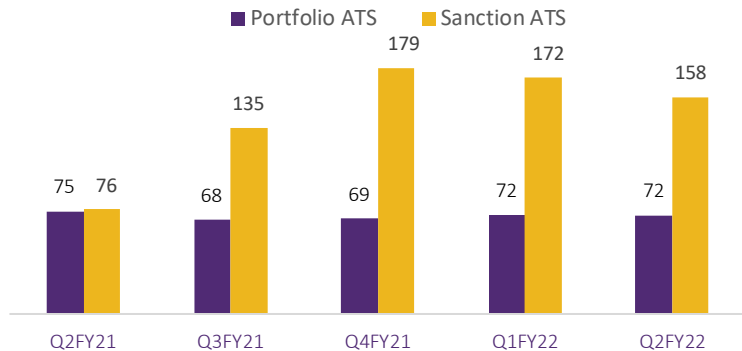


Geographical Distribution (Value-Wise)

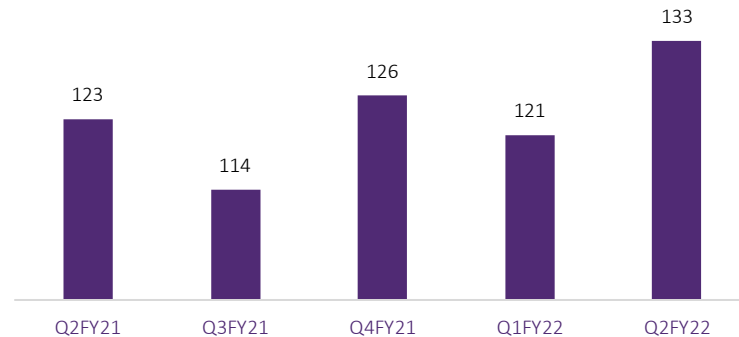


# Construction Finance Business Update

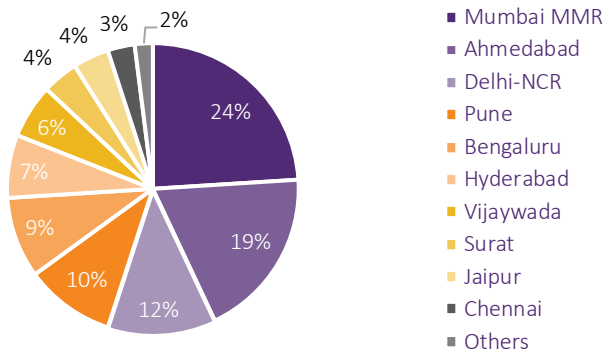
## Average Ticket Size (INR Mn)



## No. of Projects

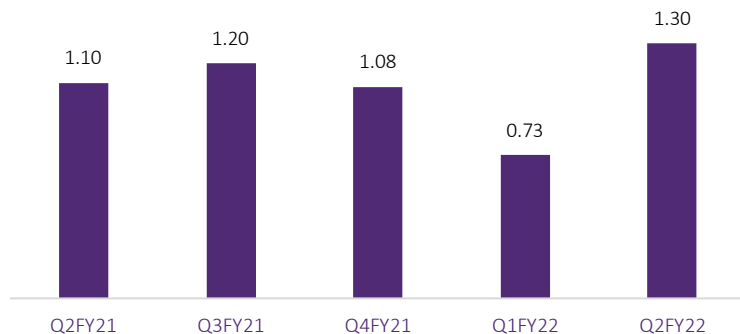


## Geographical Distribution (Value-Wise)

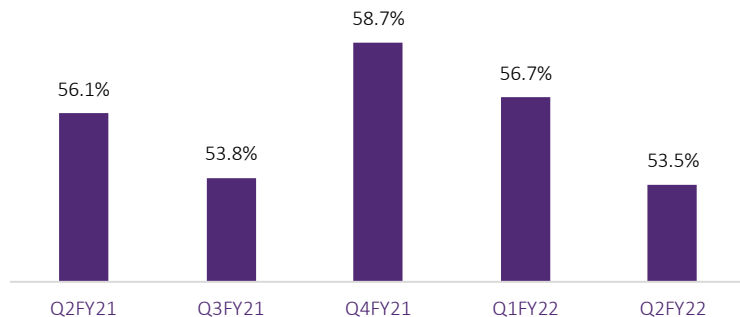


# Housing Finance Business Update

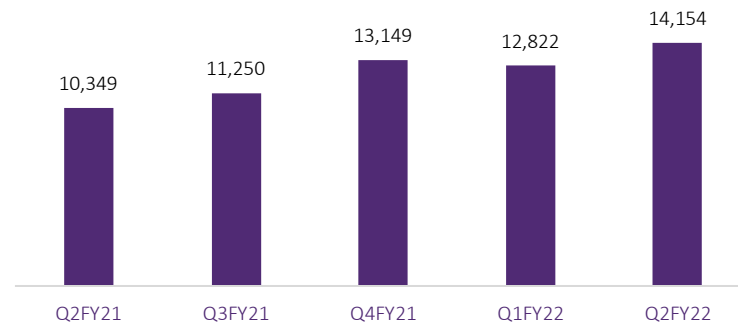
## Average Ticket Size (INR Mn) (Incremental Disbursals)



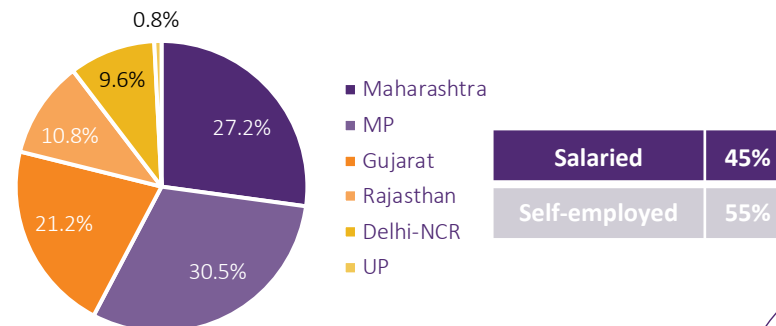
## Loan to Value (%) (Incremental Disbursals)



## Live Accounts



## Geographical Distribution (Value-Wise)



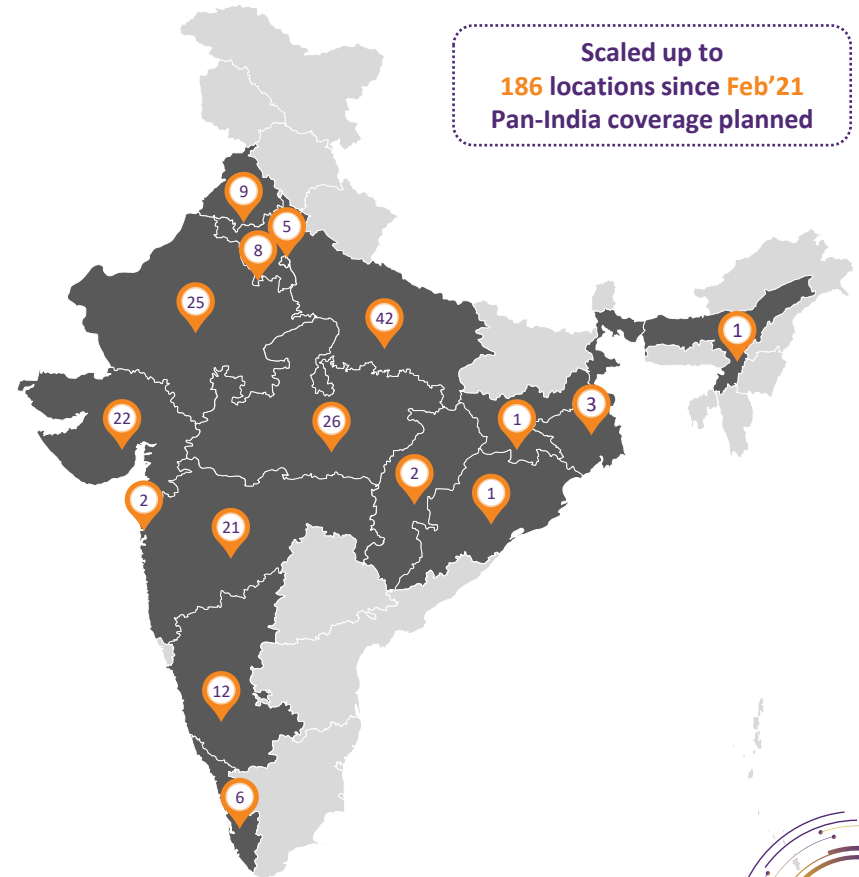
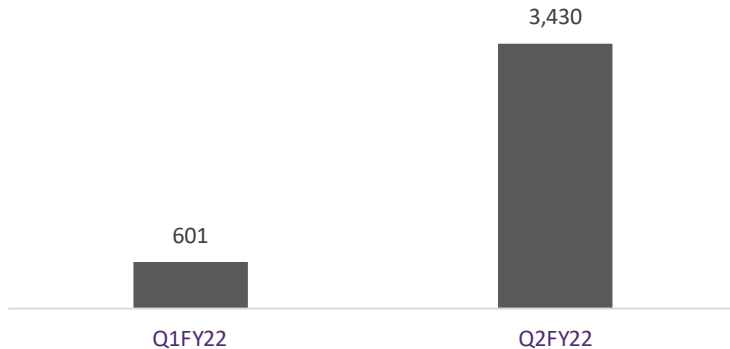


# Car Loan Distribution: Robust Fee Potential

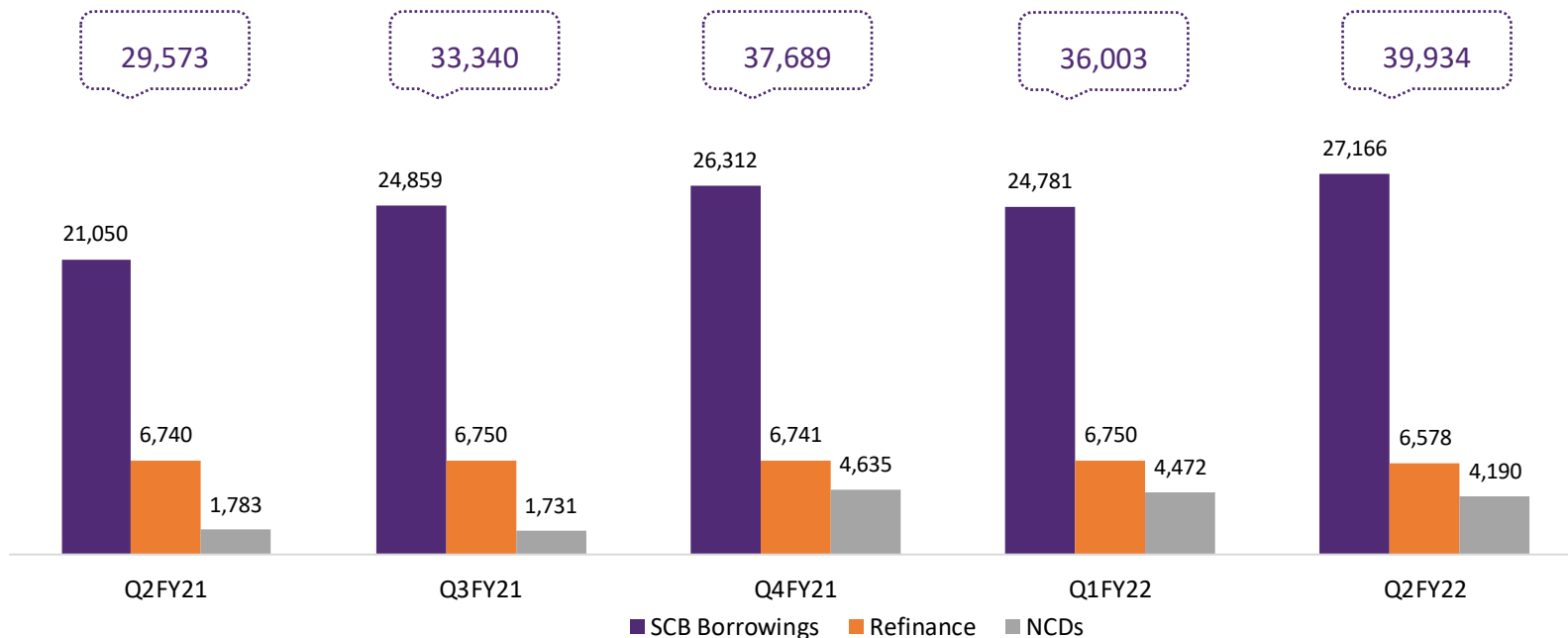
## Team Expansion To Continue

- Tie-ups with commercial banks to distribute their new car loan products for a fee consideration. Current tie-ups with IOB, YES, and UNIONBANK. More tie-ups in offing.
- Balance sheet light model.
- Team size of 300+ as of Q2FY22.

## Robust Distribution Volume (INR Mn)



# Liability Mix : Steady Diversification In Borrowings



- Nil exposure to short-term money market instruments.
- CGCL's prudence in having higher share of long-term borrowings resulted in positive ALM across buckets on cumulative basis

## Liquidity Position : Continue to Maintain Adequate Buffer

Particulars (INR Mn)	CGCL (Standalone)	CGHFL	Consolidated
Limits Sanctioned	34,650	18,650	53,300
Limits Availed	34,156	15,600	49,756
Un-Drawn	494	3,050	3,544
Repaid	7,313	3,690	11,003
Outstanding	26,843	11,910	38,753
<b>Total no. of relationship maintained</b>	<b>17</b>	<b>12</b>	
<b>Limits Sanctioned in FY22</b>	<b>1,000</b>	<b>1,000</b>	<b>2,000</b>

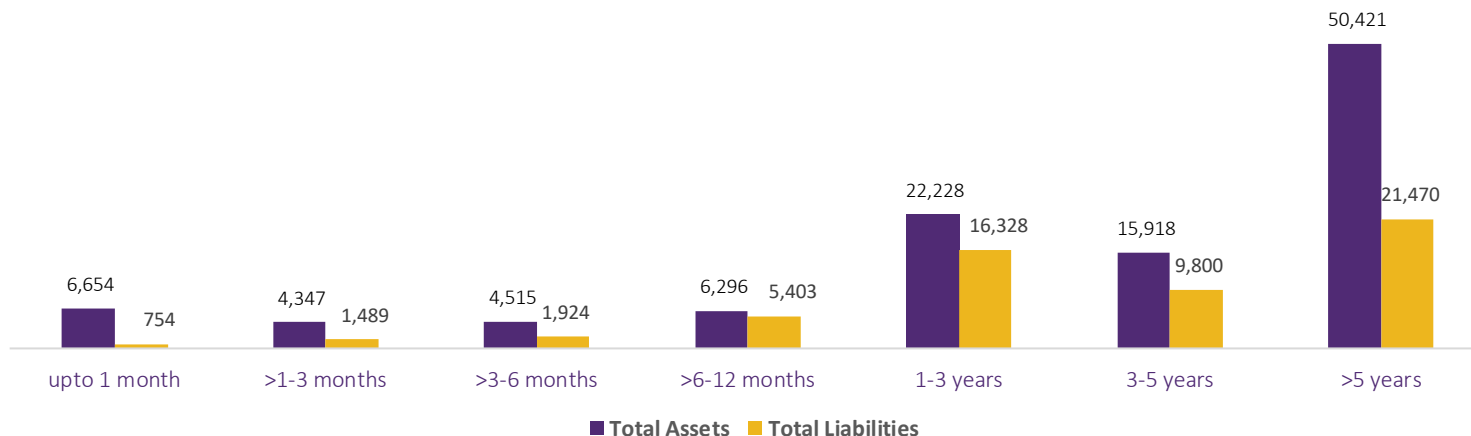
- o CGCL has active borrowing relationship with 17 Financial Institutions across PSU, Private Sector Banks, Foreign Banks, Mutual funds, Life Insurance companies and Public sector Financial Institutions.
- o The company shall be looking to further diversify its source of funds.

## Liquidity Position : Repayment of High-Cost Loans

Particulars (INR Mn)	CGCL (Standalone)	CGHFL	Consolidated
Dues during FY2021-22 (exc. Prepayments made in FY22)*	6,483	2,369	8,852
Payment made as per Schedule (A)	877	221	1,098
Prepayments made for the year (B)	2,768	1,362	4,130
<b>Total repayments/prepayments (A+B)</b>	<b>3,645</b>	<b>1,582</b>	<b>5,228</b>
Balance Payment for FY2021-22	2,838	786	3,624
Additional prepayments beyond FY2021-22 (C)	0	56	56
<b>Total Repayments / Prepayments (A+B+C)</b>	<b>3,645</b>	<b>1,638</b>	<b>5,283</b>

# Asset-Liability Split : Maturity Buckets Are Well Balanced\*

Asset-Liability Mix (INR Mn) - Ensuring Optimally Matched Balance Sheet



Particulars (INR Mn)	Ending	up to 1 month	>1-3 months	>3-6 months	>6-12 months	1-3 years	3-5 years	>5 years
Cumulative Inflow - Outflow	Mar'21	5,900	8,758	11,349	12,241	18,141	24,259	53,210

*Have consistently remained cautious about short-term asset & liability mismatches by ensuring optimally matched Balance Sheets*

\* Consolidated; as of FY21



# Asset-Liability Position : Well-Balanced for Short Term\*

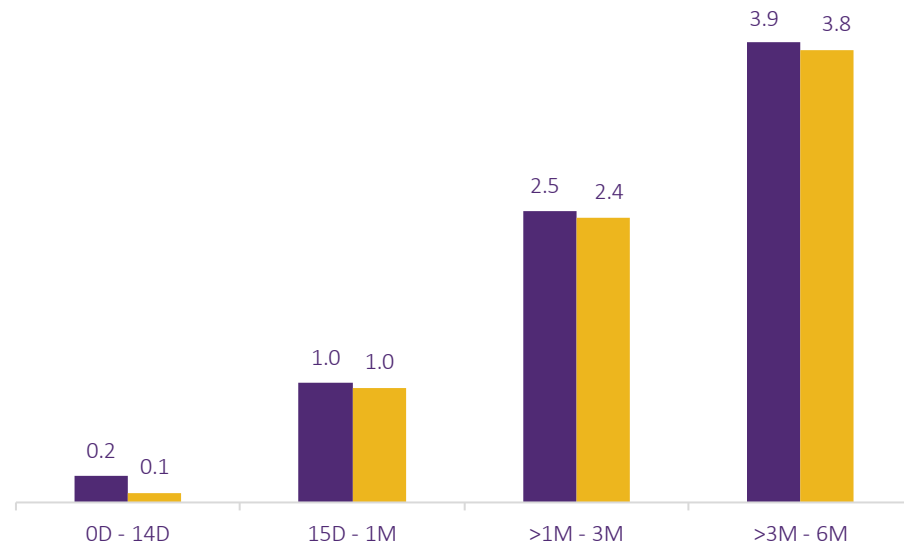
ALM Position : CGCL (Standalone)

■ Inflows ■ Outflows




ALM Position : CGHFL

■ Inflows ■ Outflows



For CGCL, the available Liquid Funds in the start was INR 4,120 Mn while for CGHFL it was INR 1,100 Mn including Bank, MF and short-term deployments

\* H2FY22



# Asset Quality and Capital Adequacy Update

# Asset Quality : Consolidated Stage Analysis As per IND-AS

INR Mn except stated

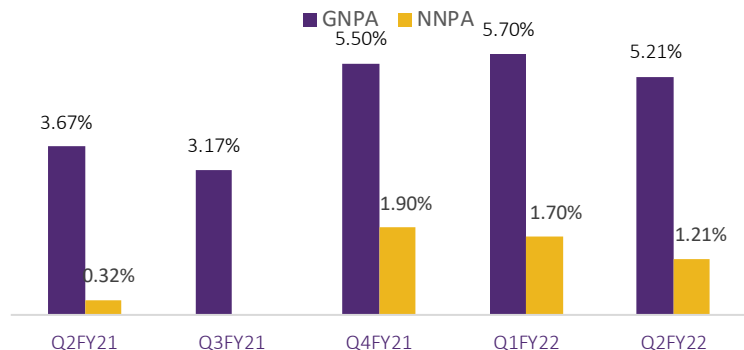
ECL Analysis As Per IndAS	Q2FY22	Q1FY22	Q4FY21	Q3FY21	Q2FY21
Stage 1 & 2 - Gross	51,006	47,693	46,870	39,515	40,711
Stage 1 & 2 - ECL Provisions	918	823	730	603	320
Stage 1 & 2 - Net	50,089	46,870	46,140	38,912	40,391
Stage 1 & 2 - ECL Provisions %	1.80%	1.72%	1.56%	1.53%	0.79%
Stage 3 – Gross	1,715	1,702	1,613	825	902
Stage 3 – ECL Provisions	487	485	450	345	532
Stage 3 – Net	1,228	1,217	1,163	480	370
Stage 3 – ECL Provisions %	28.4%	28.5%	27.8%	41.8%	59.0%
<b>Total ECL Provisions</b>	<b>1,404</b>	<b>1,308</b>	<b>1,180</b>	<b>948</b>	<b>852</b>
Stage 3 % – Gross NPA	3.25%	3.45%	3.32%	2.10%	2.18%
Stage 3 % – Net NPA	0.61%	0.81%	0.91%	Negative	0.12%
Provision Coverage Ratio %	81.9%	76.4%	73.1%	114.9%	94.5%
Restructured Assets	2,312	2,038	1,843	1,100	0
Restructured Assets (%)	4.4%	4.1%	3.8%	2.7%	0.0%
Prov. on Restr. Assets	295	252	230	110	0
Prov. on Restr. Assets (%)	12.8%	12.3%	12.5%	10.0%	-

- Std. restructured assets: MSME Rs 2,115mn (8.1% of MSME AUM), Housing Rs 136mn (1% of Housing AUM), CF & IRL – NIL
- Overall restructured assets 4.4% of AUM in Q2FY22.

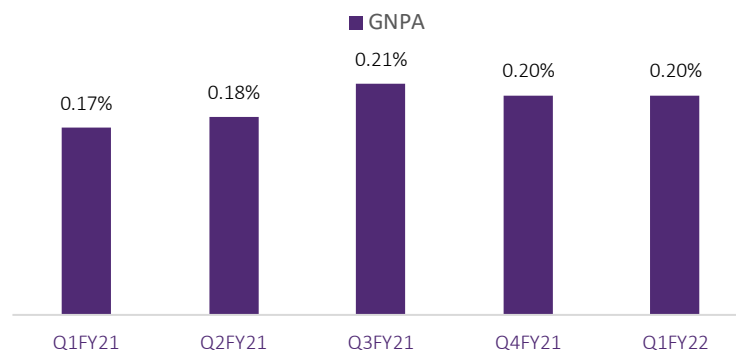


# Segmental NPAs : CF and Housing Finance Stable

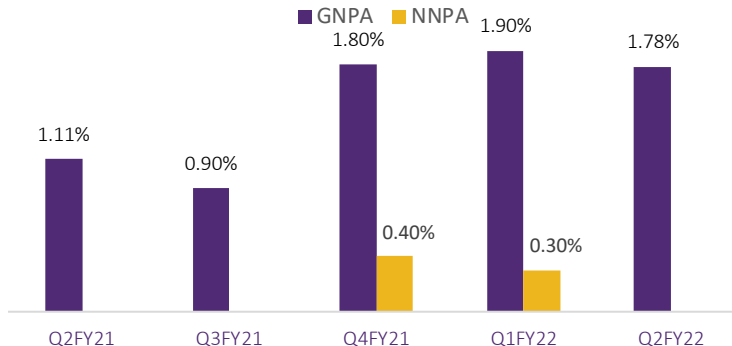
MSME (Net NPA negative in Q3FY21)



Construction Finance (Net NPAs negative)

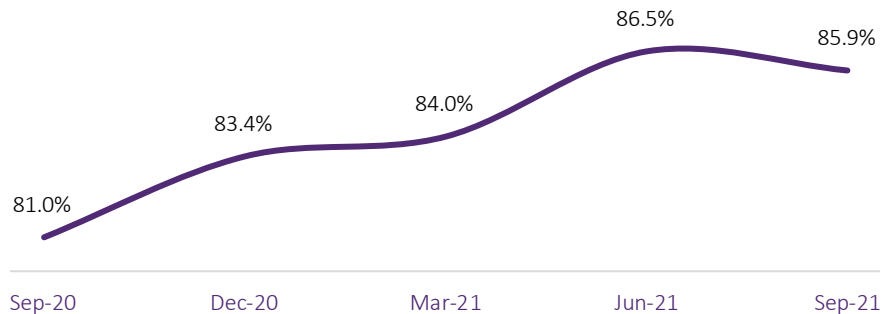


Housing Finance (Net NPAs negative in 9MFY21 & Q2FY22)

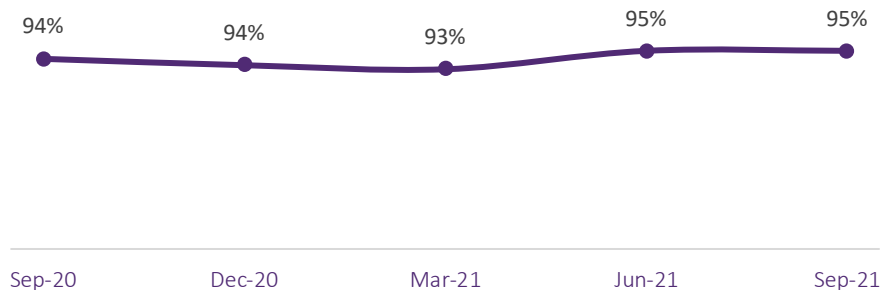


# Collection Efficiency : Performance in EMI Servicing Continues

## MSME Collection Efficiency (by POS)



## Housing Finance Collection Efficiency (by POS)



## MSME: Slow Reversion to Normalcy

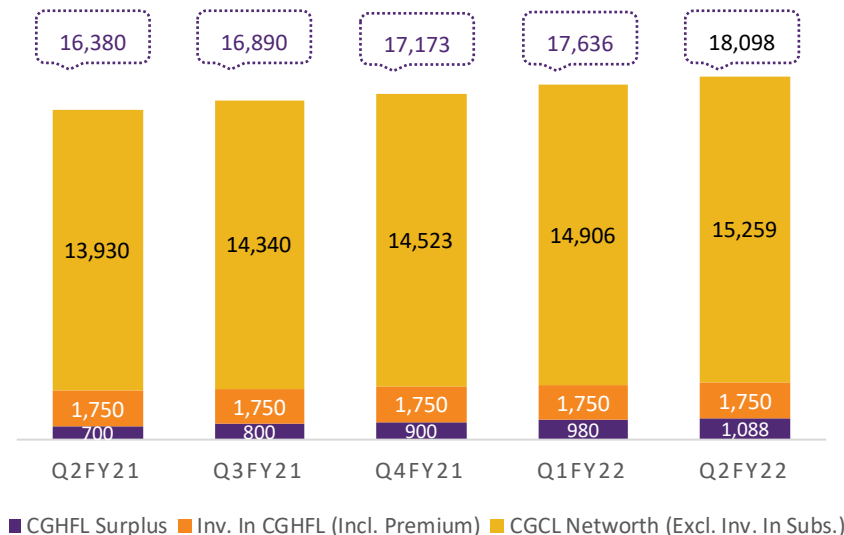
- MSME portfolio consistently showed a slight dip over Q1FY22 collection efficiency.
- There are short term challenges in getting back to normalcy in collections.

## Housing Finance: Steady Improvement

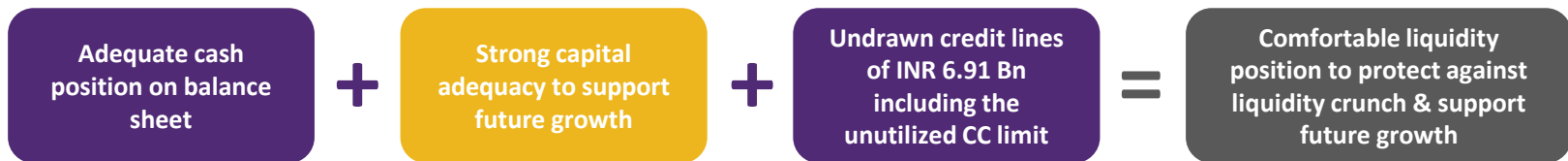
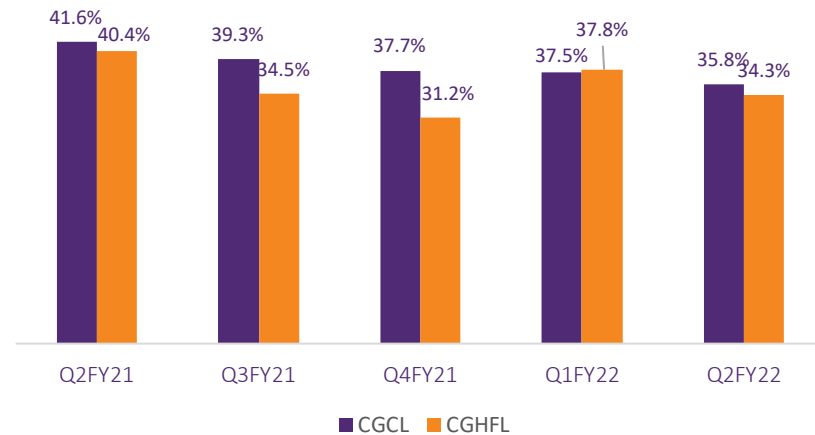
- Collection efficiency in Affordable Housing was stable in Q2FY22.

# Well Capitalized Balance Sheet: Aid to Expansion

Consolidated Network (INR Mn)



Capital Adequacy (%)

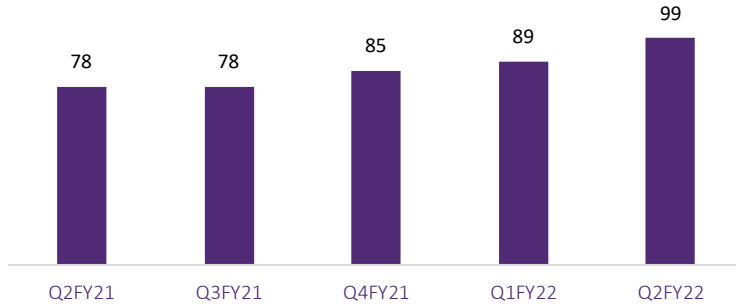




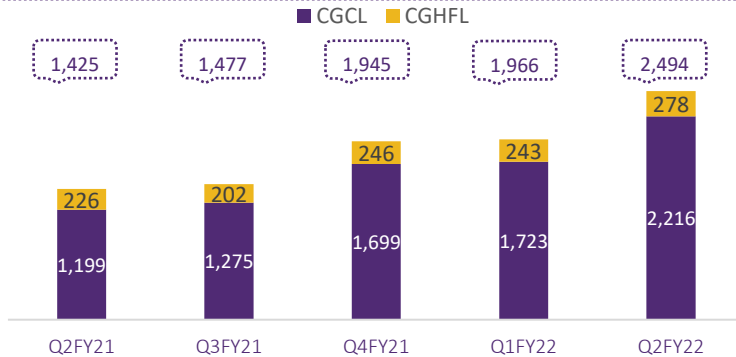
# Network and Financials

# Network: Presence In Major Growth Centres

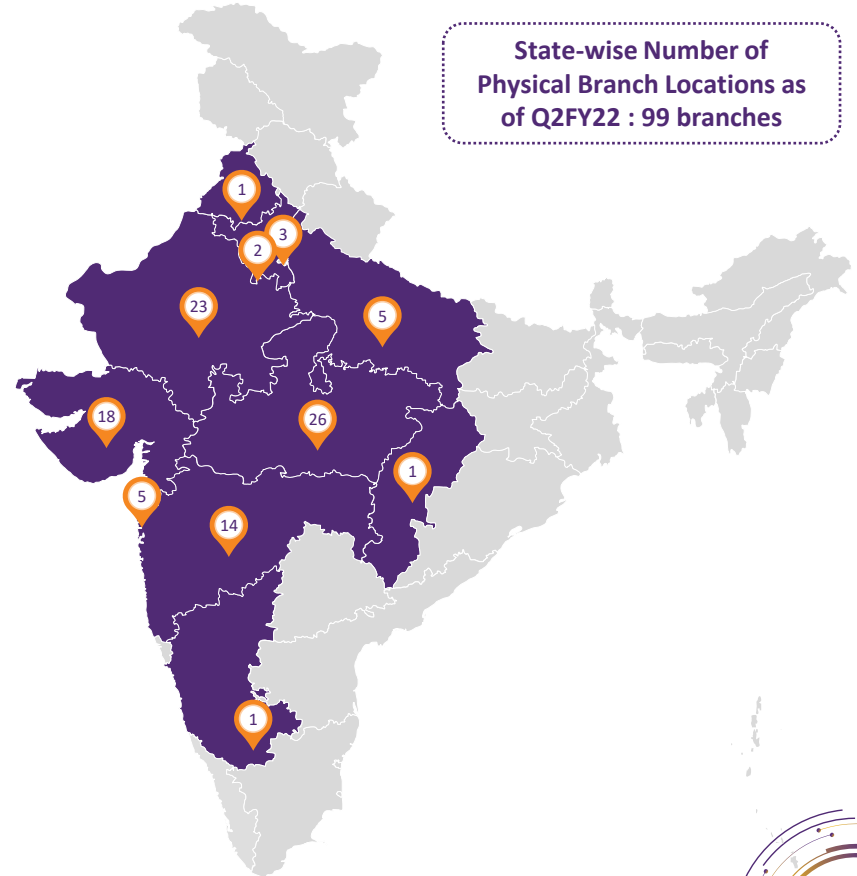
## Branch Expansion Continues



## Headcount Addition To Support Branch Expansion



State-wise Number of Physical Branch Locations as of Q2FY22 : 99 branches



# CGCL Cons. Inc. Statement : Quarterly Comparison

Particulars (INR Mn)	Q2FY22	Q2FY21	Y-o-Y (%)	Q1FY22	Q-o-Q (%)
Interest earned	1,980	1,743	13.6%	1,875	5.6%
Interest expended	799	688	16.1%	771	3.6%
<b>Net interest income</b>	<b>1,180</b>	<b>1,054</b>	<b>12.0%</b>	<b>1,104</b>	<b>7.0%</b>
<b>Non-interest income</b>	<b>217</b>	<b>126</b>	<b>72.4%</b>	<b>124</b>	<b>76.0%</b>
Core operating income	159	81	96.6%	92	72.7%
Less: Net loss on fair value changes	0	0		0	
Other income	58	45		32	
<b>Total income</b>	<b>1,398</b>	<b>1,180</b>	<b>18.4%</b>	<b>1,227</b>	<b>13.9%</b>
<b>Operating expenses</b>	<b>587</b>	<b>356</b>	<b>64.9%</b>	<b>439</b>	<b>33.8%</b>
Employee cost	424	243	74.5%	323	31.1%
Other operating expenses	163	113	44.3%	116	41.2%
<b>Operating profit</b>	<b>811</b>	<b>825</b>	<b>-1.7%</b>	<b>789</b>	<b>2.8%</b>
Total provisions	107	5		182	
ECL provisions	92	3		131	
Write-offs	15	2		51	
<b>Profit before tax</b>	<b>704</b>	<b>820</b>	<b>-14.1%</b>	<b>606</b>	<b>16.2%</b>
Tax	180	210		147	
Implied tax rate	25.5%	25.6%		24.2%	
<b>Profit after tax</b>	<b>525</b>	<b>610</b>	<b>-14.0%</b>	<b>459</b>	<b>14.2%</b>

# CGCL Consolidated Balance Sheet : Quarterly Comparison\*

Particulars (INR Mn)	Q2FY22	Q2FY21	Y-o-Y (%)	Q1FY22	Q-o-Q (%)
Paid-up equity	351	350	0.1%	351	0.0%
Reserves and surplus	17,747	16,033	10.7%	17,286	2.7%
<b>Networth</b>	<b>18,098</b>	<b>16,383</b>	<b>10.5%</b>	<b>17,637</b>	<b>2.6%</b>
Bank borrowings and refinance	31,356	22,833	37.3%	29,253	7.2%
NCDs	6,578	6,740	-2.4%	6,750	-2.5%
Other liabilities and provisions	2,840	890	219.2%	1,718	65.4%
<b>Total shareholders' equity and liabilities</b>	<b>58,873</b>	<b>46,847</b>	<b>25.7%</b>	<b>55,357</b>	<b>6.4%</b>
Cash and bank balances	1,367	716	90.9%	1,094	24.9%
Investments	5,702	4,799	18.8%	5,668	0.6%
Assets under financing activities	50,735	40,469	25.4%	47,674	6.4%
Other assets	1,069	863	23.9%	921	16.1%
<b>Total assets</b>	<b>58,873</b>	<b>46,847</b>	<b>25.7%</b>	<b>55,357</b>	<b>6.4%</b>

\* Q1FY22 balance sheet was not subject to audit review.

# CGHFL Income Statement : Quarterly Comparison

Particulars (INR Mn)	Q2FY22	Q2FY21	Y-o-Y (%)	Q1FY22	Q-o-Q (%)
Interest earned	437	345	26.5%	395	10.5%
Interest expended	228	201	13.6%	212	7.7%
<b>Net interest income</b>	<b>209</b>	<b>145</b>	<b>44.4%</b>	<b>184</b>	<b>13.8%</b>
<b>Non-interest income</b>	<b>64</b>	<b>61</b>	<b>4.2%</b>	<b>41</b>	<b>55.8%</b>
Core operating income	21	11	99.3%	6	272.8%
Other income	43	51	-15.8%	35	20.7%
<b>Total income</b>	<b>273</b>	<b>206</b>	<b>32.4%</b>	<b>225</b>	<b>21.4%</b>
<b>Operating expenses</b>	<b>93</b>	<b>83</b>	<b>12.2%</b>	<b>73</b>	<b>26.4%</b>
Employee cost	53	46	14.6%	44	19.5%
Other operating expenses	40	37	9.2%	29	36.5%
<b>Operating profit</b>	<b>180</b>	<b>123</b>	<b>46.0%</b>	<b>151</b>	<b>19.0%</b>
Total provisions	42	2		52	
ECL provisions	42	2		52	
Write-offs	0	0		0	
<b>Profit before tax</b>	<b>138</b>	<b>121</b>	<b>13.6%</b>	<b>100</b>	<b>38.3%</b>
Tax	28	31		19	
Implied tax rate	20.2%	25.2%		19.2%	
<b>Profit after tax</b>	<b>110</b>	<b>91</b>	<b>21.1%</b>	<b>81</b>	<b>36.4%</b>
EPS (diluted) (Rs.)	1.81	1.50		1.33	



# CGHFL Balance Sheet : Quarterly Comparison\*

Particulars (INR Mn)	Q2FY22	Q2FY21	Y-o-Y (%)	Q1FY22	Q-o-Q (%)
Paid-up equity	607	607	0.0%	607	0.0%
Reserves and surplus	2,231	1,753	27.3%	2,123	5.1%
<b>Networth</b>	<b>2,838</b>	<b>2,360</b>	<b>20.3%</b>	<b>2,730</b>	<b>4.0%</b>
Borrowings	12,202	8,955	36.3%	10,650	14.6%
Other liabilities and provisions	216	135	60.1%	354	-38.9%
<b>Total shareholders' equity and liabilities</b>	<b>15,257</b>	<b>11,450</b>	<b>33.2%</b>	<b>13,734</b>	<b>11.1%</b>
Cash and bank balances	353	1,422	-75.1%	324	9.2%
Investments	1,931	982	96.6%	1,489	29.7%
Assets under financing activities	12,768	8,924	43.1%	11,780	8.4%
Other financial assets	25	31	-18.3%	15	68.0%
Other non-financial assets	179	91	96.8%	126	41.8%
<b>Total assets</b>	<b>15,257</b>	<b>11,450</b>	<b>33.2%</b>	<b>13,734</b>	<b>11.1%</b>

\* Q1FY22 balance sheet was not subject to audit review.



## Way Forward In FY22...

## Way Forward : FY22E and Beyond



AUM growth has picked up momentum and we expect it to sustain in H2FY22, expect full year growth at +20% YoY. CGCL well poised to deliver a 22-27% CAGR FY22E-FY27E in AUM growth.



Although asset quality warrants caution due to restructured portfolio, we expect risks to be temporary due to secured portfolio and subsequently recede.



While credit costs have trended lower at 119bps (annualized) in H1FY22, our P&L is well positioned to absorb higher level if need be. Maintain Q4FY22 exit credit cost guidance of 120bps.



Shall continue to expand physical presence and employee base, in-line with growth requirements, target of doubling the branch network in next five years.





# Leadership

# Board of Directors & Strong Corporate Governance



**Rajesh Sharma, Managing Director**  
Founder & Promoter with over 2.5 decades of experience, Chartered Accountant



**Ajit Sharan, Independent Director**  
IAS - Batch 1979 with over 3 decades of experience in varied aspects of public administration



**Beni Prasad Rauka, Independent Director**  
Group CFO- Advanced Enzyme Technologies; over 2.5+ decades of experience, CA & CS



**Bhagyam Ramani, Independent Director**  
Ex- GM and Director of General Insurance Corporation; 3+ decades of experience, MA (Economics Hons.)



**Desh Raj Dogra, Independent Director**  
EX- CEO and MD of CARE ratings with over 4 decades of experience



**Mukesh Kacker, Independent Director**  
EX- IAS Officer, Jt. Secy (GOI) with over 3 decades of experience, MA(Public Policy), MA (Political Science)

## Corporate Governance Philosophy

- Good Board Practices
- Control Environment
- Transparent Disclosure
- Well-defined shareholder right
- Board Commitment
- Employee Empowerment
- Equitable treatment to all the stakeholders

# Stable Leadership Team

## MSME/Housing Finance



**Amar Rajpurohit (Business Head – MSME & Home Loan)** Ex-AU Financiers, Gruh Finance, DHFL with over 17 years of work experience, B.A., LLB  
**Vintage with CGCL: 3.5 years**



**Prasanna Kumar Singh (Group Collections Head)** More than two decades of experience with various BFSI institutions; LLB, MBA  
**Vintage with CGCL: 6 months**



**Bhavesh Prajapati (Head – Credit, Risk & Policy)** Ex-Aadhar Housing Finance, IDFC Ltd, DHFL with over 20 years of experience; MBA- ICFAI  
**Vintage with CGCL: 3 years**



**Hemant Dave (Head - Operations)** Ex - Kotak Mahindra Bank, A. F. Ferguson with over 23 years of experience, CA;  
**Vintage with CGCL: 8.5 years**



**Bhupinder Singh (Head – Legal Litigation)** More than a decade experience with various NBFCs in providing legal advice  
**Vintage with CGCL: 2 years**

## Construction Finance



**Surender Kumar Sangar (Head – CF)** Ex-MD – Tourism Finance Corporation of India and GM Union Bank of India with over 40 years of experience, BCom, CAIIB  
**Vintage with CGCL: 5.5 years**



**Bhaskarla Kesav Kumar (Associate Director – Monitoring)** Ex AGM and Unit Head of Corporate Relationships with SBI  
**Vintage with CGCL: 6.5 years**



**Vijay Kumar Gattani (Senior Vice President – Credit)** Ex-ICICI Bank, Head of Credit & Policy- ICICI HFC with over 15 years of experience, CA  
**Vintage with CGCL: 6 years.**

## Technology



**Rahul Agarwal (Chief Technology Officer)** Ex-Policy Bazaar, Lava International, IndiaHomes.com with over 17 years of experience, M. Tech (IIT-D)  
**Vintage with CGCL: 1 month**

## Corporate Functions



**Raj Ahuja (ED & Group CFO)** More than three decades of experience and associated with organizations like Yes bank, Reliance Jio, Paytm, Amex etc;  
**Vintage with CGCL: 11 months**



**Ashok Agarwal (Associate Director – Accounts, Legal & Compliance)** Previously practicing CA with over 26 years of experience, CA and CS  
**Vintage with CGCL: 13.5 years**



**Harish Kumar Agarwal (Senior VP – Company Secretary)** Previously working as an advocate with more than two decades of experience;  
**Vintage with CGCL: 10 years**



**Suresh Gattani (Associate Director Finance)** Ex-Aditya Birla, two decades plus experience in accounts, finance, taxation and corporate planning  
**Vintage with CGCL: 15.5 years**



**Vinay Surana (Head – Treasury)** Ex-Founding Member, Axis Bank debt syndication with over 15 years of experience, CA  
**Vintage with CGCL: 13 years.**

**CAPRI GLOBAL**  
CAPITAL LIMITED

---

**Thank you**

For further information, please get in touch with:

Ravikant Bhat  
[ravikant.bhat@capriglobal.in](mailto:ravikant.bhat@capriglobal.in)  
T: +91 72089 52880

Rajat Gupta  
[rajat@GoIndiaAdvisors.com](mailto:rajat@GoIndiaAdvisors.com)  
M: +91 9971897739

Sheetal Khanduja  
[sheetal@GoIndiaAdvisors.com](mailto:sheetal@GoIndiaAdvisors.com)  
M: +91 97693 64166