



**Chola**  
*Financial Holdings*

**Together**  
we move  
**Forward**



**CHOLAMANDALAM FINANCIAL HOLDINGS LIMITED**  
**ANNUAL REPORT 2022 - 2023**

# About Murugappa Group

Founded in 1900, the ₹742 Billion (₹74,220 Crores) Murugappa Group is one of India's leading business conglomerates. The Group has ten listed companies traded in NSE & BSE. Headquartered in Chennai, the major companies of the Group include Carborundum Universal Ltd., CG Power and Industrial Solutions Ltd., Cholamandalam Financial Holdings Ltd., Cholamandalam Investment and Finance Company Ltd., Cholamandalam MS General Insurance Company Ltd., Coromandel International Ltd., Coromandel Engineering Company Ltd., E.I.D. Parry (India) Ltd., Parry Agro Industries Ltd., Shanthi Gears Ltd., Tube Investments of India Ltd. and Wendt (India) Ltd.

The Group's businesses hold leadership positions in several product lines including Abrasives, Technical Ceramics, Electro Minerals, Auto Components & Systems, Power Conversion Equipment, Transformers & Reactors for the Power T&D segment, Solutions for Railways in Rolling Stock & Signalling Equipment, Bicycles, Fertilisers, Sugar, Tea and Spirulina (Nutraceuticals). The Group has forged strong alliances with leading international companies such as Groupe Chimique Tunisien, Foskor, Mitsui Sumitomo, Morgan Advanced Materials, Yanmar & Co. and Compagnie Des Phosphat De Gafsa (CPG). The Group's businesses serve customers across the length and breadth of India and in over 50 countries.

Renowned brands like BSA, Hercules, Montra, Mach City, Ballmaster, Ajax, Rhodius, Parry's, Chola, Gromor, Shanthi Gears and Paramfos are from the Murugappa stable. The Group fosters an environment of professionalism and has a workforce of over 73,000 employees.

For more details, visit [www.murugappa.com](http://www.murugappa.com)

## The Spirit of the Murugappa Group

The light of  
**INTEGRITY**  
that gives us the courage to  
always do the right thing

The light of  
**RESPONSIBILITY**  
that gives us the humility to  
think about the world around us

The light of  
**PASION**  
that provides us with  
the desire to win

The light of  
**RESPECT**  
that inspires people  
around us to perform

The light of  
**QUALITY**  
which makes us  
dream of excellence

These **five lights** guide us as we navigate through professional and personal decisions.

# **TOGETHER WE MOVE FORWARD**

At Cholamandalam Financial Holdings, our values guide us in all our actions – from strategic decisions to day-to-day interactions with customers and each other. Our value creation process is embedded in our purpose, described as part of our business model and integrated into the way we think and make decisions. We create value for our customers and investors by always moving forward and making things happen. And we believe we can deliver the best by being truly connected – with our customers and partners, together as colleagues and as an organisation.

# CONTENTS

## CORPORATE OVERVIEW

**11** Corporate Information

**12** Message from the Chairman

**14** Board of Directors

## MANAGEMENT REPORTS

**16** Board's Report & Management Discussion and Analysis

**31** Report on Corporate Governance

**43** General Shareholder Information

**57** Business Responsibility and Sustainability Report

## FINANCIAL STATEMENTS

**85** Standalone Financial Statements

**136** Consolidated Financial Statements

# ABOUT US

Cholamandalam Financial Holdings Limited ('CFHL') incorporated in 1949, is a part of the Murugappa Group, one of the most diversified business conglomerates of India. CFHL is a Non-Deposit taking Systemically Important Core Investment Company registered with RBI. The Company holds substantial investments in group companies and offers a diverse range of financial products and risk management services to individual and corporate customers through its group companies.



**Cholamandalam Financial Holdings Limited**

**CONSOLIDATED  
FINANCIAL  
HIGHLIGHTS  
2022-23**

**01**

Total Income  
₹ 18,376 Crore

**04**

Return on  
Equity 17.28%

**02**

Profit after Tax  
₹ 2,810 Crore

**03**

Networth  
₹ 16,258 Crore

**05**

Total Assets  
₹ 1,31,033 Crore

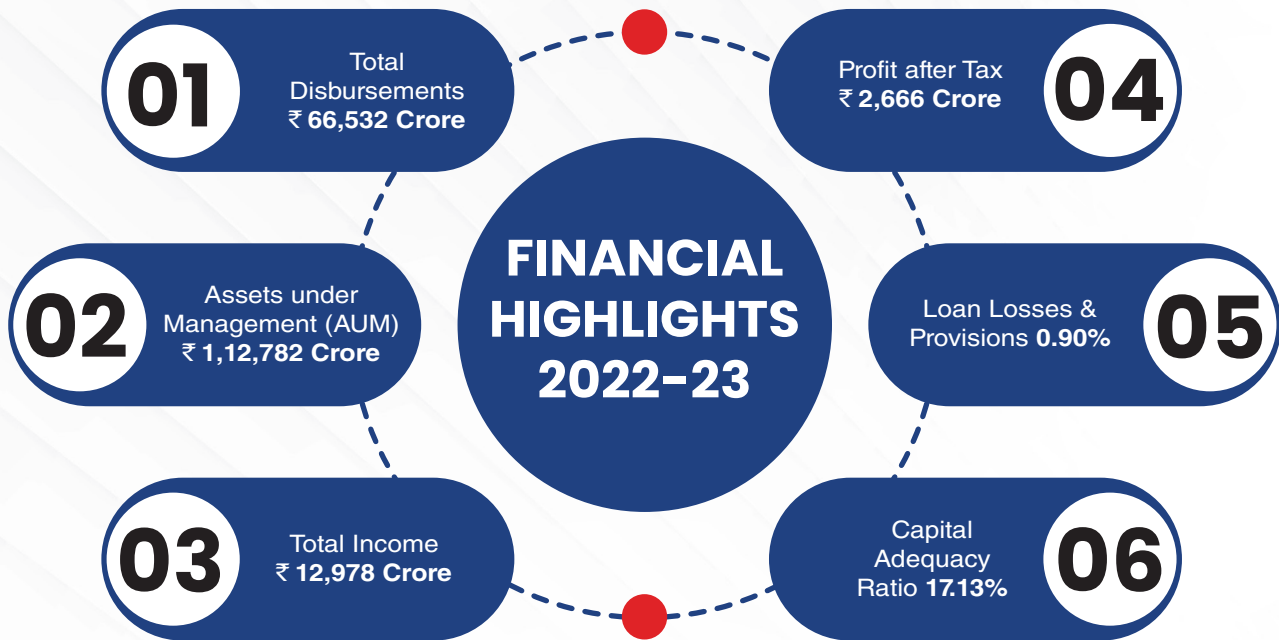
# Cholamandalam Financial Holdings Limited

## Financial Highlights 2022-23 - Consolidated



# OUR BUSINESSES

## Cholamandalam Investment and Finance Company Limited



### Business Highlights

- Total AUM crossed ₹1 Lakh Crore mark. Highest ever disbursement of ₹66,532 Crore, a growth of 87%.
- Gained market share across the product segments in Vehicle Finance and other business units.
- Strong collections aided in reduction of stage 3 assets to 3.01% in March'23 from 4.37% in March'22. GNPA % as per RBI norms has come down to 4.63% in March'23 as against 6.82% in March'22 and NNPA at 3.11% in March'23 against 4.85% in March'22.
- Strong liquidity position with ₹ 5,042 Crore as cash balance as of the end of March'23. Comfortable ALM with no negative cumulative mismatches across all time buckets.
- Filed a shelf prospectus for public issue of NCDs amounting to ₹5,000 Crore in March'23. A maiden issue of ₹1,000 Crore launched in April'23 received a resounded response.
- More than 25.1 Lakh customers and 13,200 employees.
- 1191 branches across 29 States / 5 Union Territories, 80% locations in Tier-III, Tier-IV, Tier-V and Tier-VI towns.



VEHICLE FINANCE



LOAN AGAINST PROPERTY



HOME LOANS



SME LOANS



SECURED BUSINESS &amp; PERSONAL LOAN



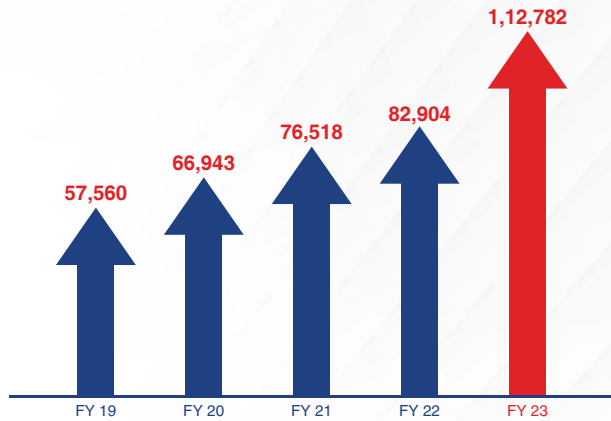
CONSUMER &amp; SMALL ENTERPRISE LOAN



# Cholamandalam Investment and Finance Company Limited

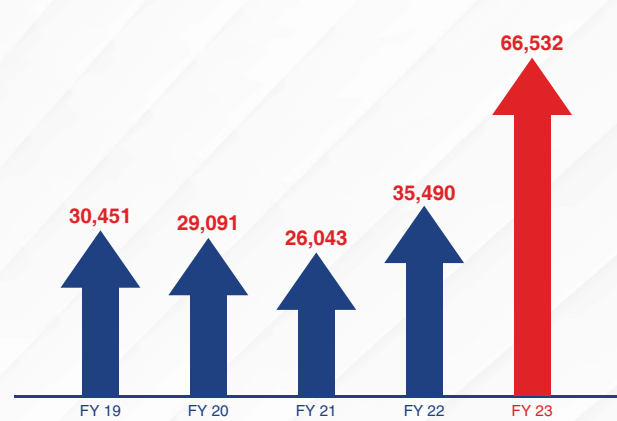
## AUM

(₹ in Crore)



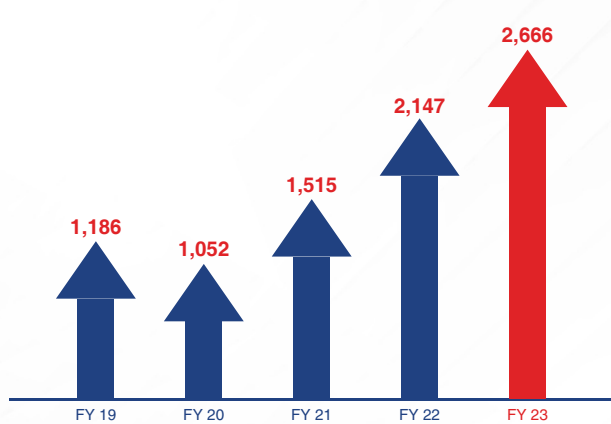
## Disbursement

(₹ in Crore)



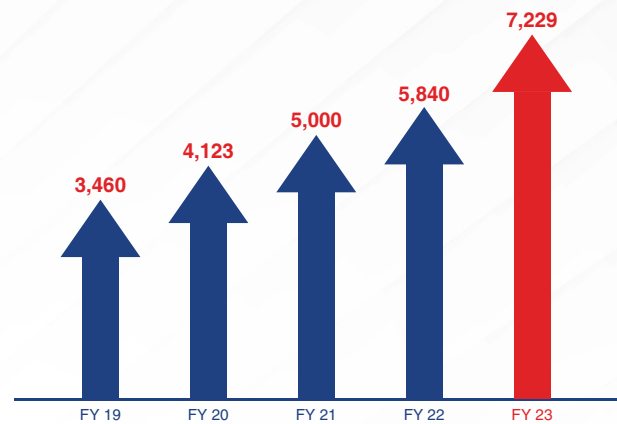
## Profit After Tax

(₹ in Crore)



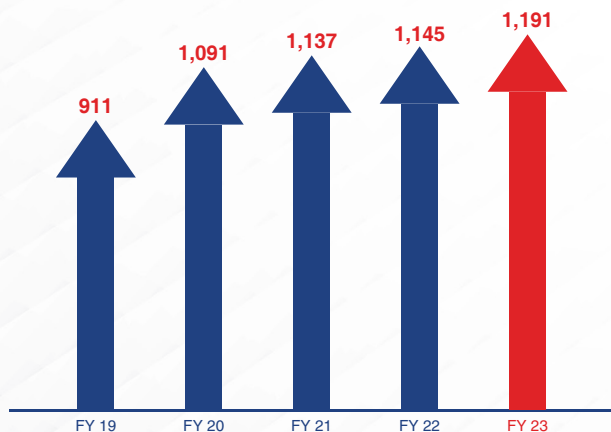
## Net Income Margin

(₹ in Crore)



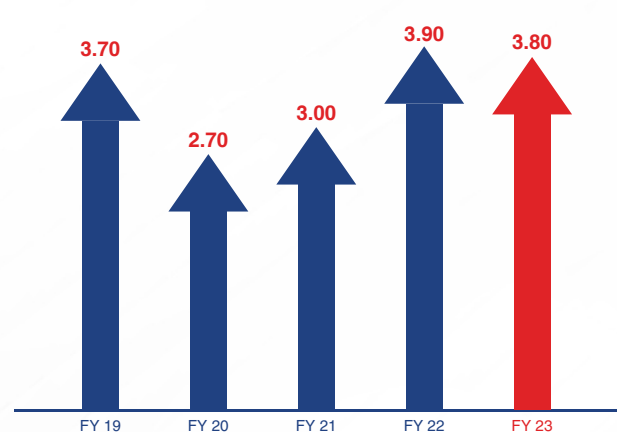
## Branch Network

(in nos.)



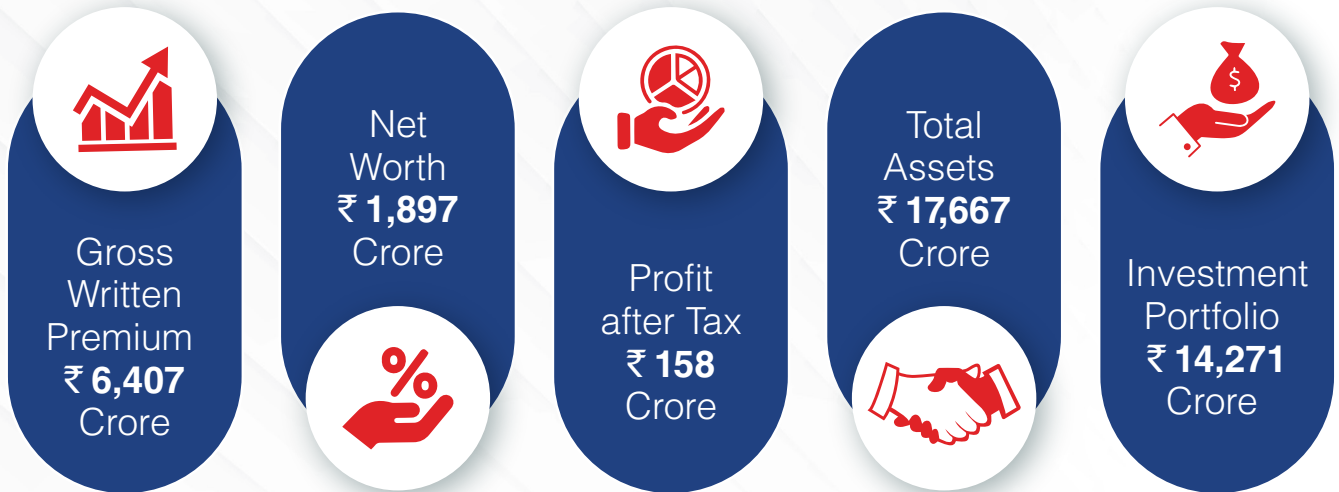
## PBT - ROTA

(in %)



## Cholamandalam MS General Insurance Company Limited

### FINANCIAL HIGHLIGHTS 2022-23



#### Business Highlights

- The buoyant growth in FY 23 was driven by new Banca tie-ups, renewal of major existing tie-ups, new OEM tie-ups, strong growth in Retail broking, Virtual offices and SME business.
- Continued industry leadership in motor own damage claims ratios and compromise settlements in motor third party claims.
- Share of business from non-motor lines remained flat @ 29%. Within motor, the non-CV mix improved from 60% to 63%
- Continued good performance of the reinsurance treaties prompting reinsurers to enhance capacity.
- More than 1.2 Crore policies and certificates issued covering 3.36 Crore happy customers.
- PAN-India presence with more than 150 branches, network of 11,000+ Cashless Hospitals and network of 14,500+ Cashless Garages.
- Awards and Accolades during the year:
  - › Bancassurance Leader, Claims Service of the Year & Dream Company to Work For by ET Ascent.
  - › Most Preferred Brand 2022 by Times Now.
  - › Best Use of Digital Marketing / Social Media by IMA South Award.
  - › Best Employer Brand Award by Employer Branding Institute.

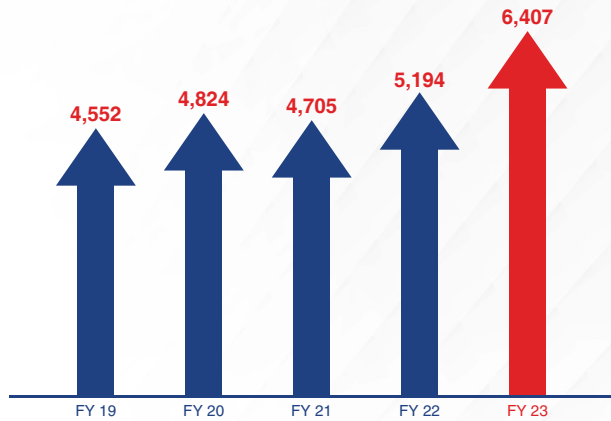


\*Figures reported are as per Ind-AS.

# Cholamandam MS General Insurance Company Limited

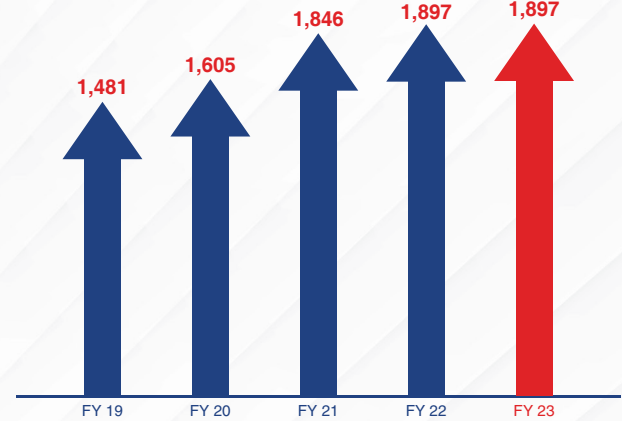
## Gross Written Premium

(₹ in Crore)



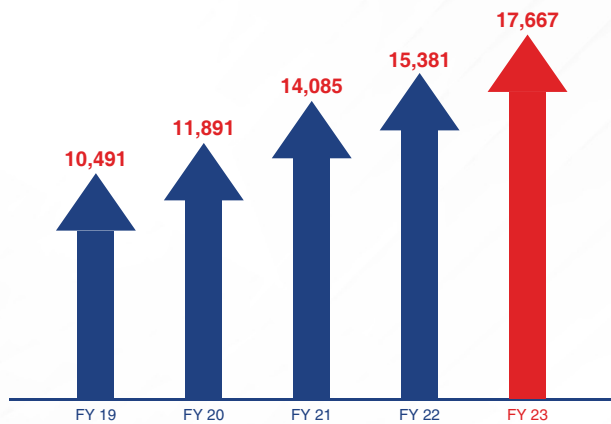
## Networth

(₹ in Crore)



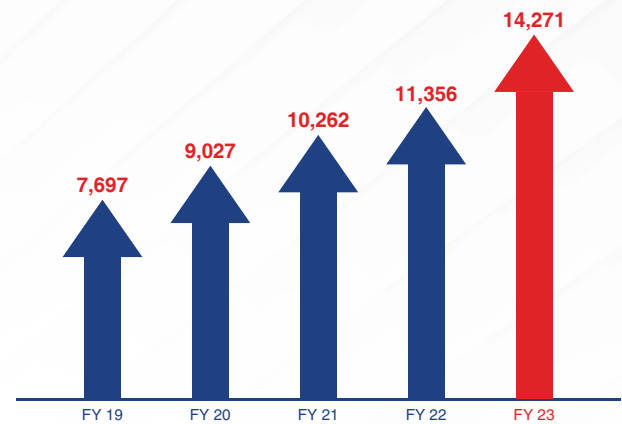
## Total Assets

(₹ in Crore)



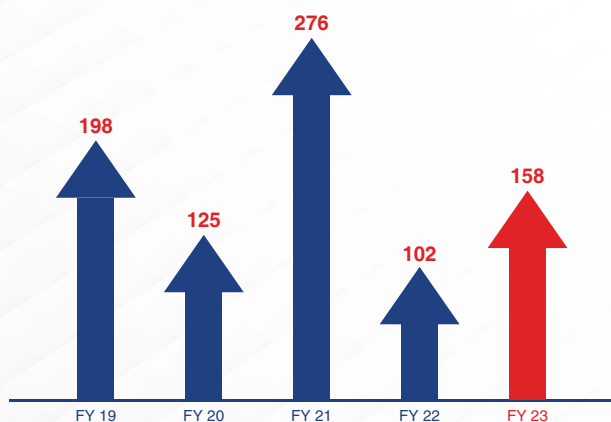
## Investment Portfolio

(in %)



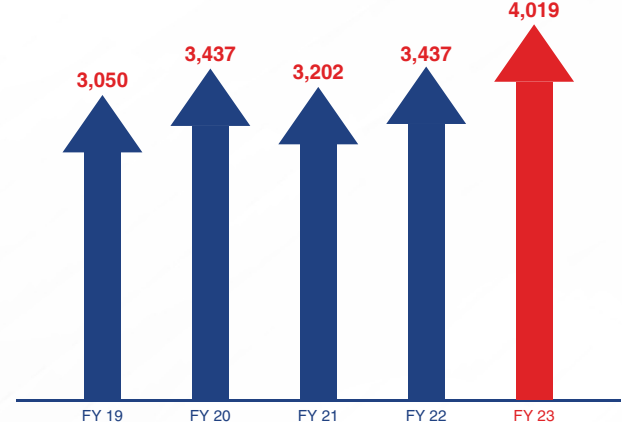
## Profit after Tax

(₹ in Crore)



## Net Earned Premium

(₹ in Crore)



\*Figures reported are as per Ind-AS.

## Cholamandalam MS Risk Services Limited

### FINANCIAL HIGHLIGHTS 2022-23



#### Business Highlights

- Services expanded by launching Strategic Projects in the areas of "Behavioural Science Based Safety" (BSBS) and "Alliance Water Stewardship" (AWS).
- Expanded its presence to around 89 locations across the country including resources deployed at various client project sites.
- Carried out more than 325 assignments in process safety, 170+ assignments in electrical safety and 50+ in environment consulting during the year.
- Demonstrated its commitment to Environmental Health and Occupational Safety by upgrading its ISO certification to ISO 14001-45001.
- Crossed 376 resources mark backed by a strong technical team of multidisciplinary and certified professionals having exposure to domestic and international markets.



Construction  
Safety



Electrical  
Safety



Environment  
Consulting



Insurance  
Support Services



Logistics Risk  
Management



Process  
Safety

## CORPORATE INFORMATION

### BOARD OF DIRECTORS

Mr. M M Murugappan, Chairman  
 Mr. B Ramaratnam, Independent Director  
 Mrs. Vasudha Sundararaman, Independent Director  
 Mr. K Balasubramanian, Independent Director  
 Mr. Vellayan Subbiah, Non-Executive Director  
 Mr. Sridharan Rangarajan, Non-Executive Director

### BOARD COMMITTEES

#### AUDIT COMMITTEE

Mr. B Ramaratnam, Chairman  
 Mrs. Vasudha Sundararaman  
 Mr. K Balasubramanian  
 Mr. Sridharan Rangarajan

#### NOMINATION & REMUNERATION COMMITTEE

Mrs. Vasudha Sundararaman, Chairperson  
 Mr. M M Murugappan  
 Mr. K Balasubramanian

#### STAKEHOLDERS RELATIONSHIP COMMITTEE

Mr. M M Murugappan, Chairman  
 Mr. B Ramaratnam  
 Mr. Sridharan Rangarajan

#### RISK MANAGEMENT COMMITTEE

Mr. M M Murugappan, Chairman  
 Mr. B Ramaratnam  
 Mr. Sridharan Rangarajan  
 Mr. N Ganesh

### MANAGER & CHIEF FINANCIAL OFFICER

Mr. N Ganesh

### SECRETARY

Mrs. E Krithika

### AUDITORS

M/s. Sharp & Tannan Associates  
 Chartered Accountants  
 87, Nariman Bhavan, 227, Nariman Point,  
 Mumbai - 400 021  
 Phone: 022 61537500 / 22022224-8857

### REGISTERED OFFICE

'Dare House', No. 234, NSC Bose Road,  
 Chennai - 600 001, Tamil Nadu  
 Phone: 044-42177770-5; Fax: 044-42110404  
 E-mail : [investorservices@cfhl.murugappa.com](mailto:investorservices@cfhl.murugappa.com)  
 Website: [www.cholafhl.com](http://www.cholafhl.com)

### CORPORATE IDENTIFICATION NUMBER

L65100TN1949PLC002905

### REGISTRAR & SHARE TRANSFER AGENT

KFIN Technologies Limited  
 Selenium Building, Tower - B,  
 Plot No.31 & 32, Financial District, Nanakramguda,  
 Serilingampally, Hyderabad, Rangareddy, Telangana,  
 India - 500 032  
 Phone : 040-6716 2222; Toll free : 1800-309-4001  
 E-mail : [einward.ris@kfintech.com](mailto:einward.ris@kfintech.com)  
 Website : <https://ris.kfintech.com/>  
 Contact Person: Mr. Rajkumar Kale,  
 Assistant Vice President - Corporate Registry



## Message from the Chairman

*Dear Shareholders,*

Amidst the volatile and complex global scenario characterised by geopolitical tensions, supply chain disruptions and inflationary pressures, the Indian economy is set to be on a better footing backed by strong macro fundamentals and prudent measures taken by the Government and regulatory bodies. While the economy is advancing well, most estimates peg the GDP growth for FY'23 to be around the 7% range.

In this context, it gives me immense pleasure to share with you your Company's performance highlights for the year ended March 31, 2023. As you are aware from the financial results, your Company continued to perform well during the fiscal year 22-23. Cholamandalam Financial Holdings ended the year with a consolidated total income of ₹18,376 Crore as against ₹14,735 Crore in the previous year (25% growth Y-o-Y) and a consolidated

profit before tax of ₹3,824 Crore compared to ₹3,044 Crore in the previous year (26% growth Y-o-Y). The performance during the year reflects the strong execution by teams across each of our businesses and functions. I am glad to inform you that your Company's Board has recommended a final dividend of 55% for this financial year for shareholders' approval.

The NBFC landscape in which our subsidiary operates, continues to evolve rapidly adapting to regulatory changes and market volatility. While NBFCs are better positioned today, rising interest rates and competition from banks in traditional segments pose challenges for the sector at large. Having said that, Cholamandalam Investment and Finance Company (CIFCL) delivered a stellar performance in terms of disbursements, collections and profitability in FY'23. CIFCL's Assets under

Management (AUM) crossed the ₹1 Lakh Crore mark during the year. Leveraging the industry growth, the company has improved market share across its product segments. CIFCL registered an overall disbursement of ₹66,532 Crore (87% growth Y-o-Y) and a profit before tax of ₹3,600 Crore (25% growth Y-o-Y) during the year. The company's robust liquidity management framework has ensured enough liquidity was available throughout the year. CIFCL also successfully implemented a host of initiatives across employee productivity, branch expansion, IT enablement and customer engagement to drive growth and enhance customer experience during the year.

The Indian insurance industry is undergoing a rapid shift in terms of regulations, customer expectations, accelerated digitisation of processes – all of which augur well for the growth of the industry and for enhancing operating efficiencies. The general insurance industry (excluding standalone health insurance players) grew by 16.2% in FY'23 - largely in motor, health and fire lines of business. Our insurance subsidiary, Cholamandalam MS General Insurance (Chola MS) recorded a gross written premium of ₹6,407 Crore (under Ind-AS) helping to grow its market share to 2.87% amongst multi-line players. The company grew across all its major distribution verticals and renewed its bancassurance arrangement with government-owned banks. Chola MS continues to add new channel partners, progress its strategic intent of de-risking and diversification, increase efforts on digitisation and operate on sound financial stability as is reflected in a solvency level of 2.01 times as at March 31, 2023.

Cholamandalam MS Risk Services (Chola Risk), our joint venture company offering risk management solutions, strengthened its order book by bagging new contracts aggregating to ₹70 Crore during the year. Chola Risk expanded its service offering by launching a number of strategic projects in the area of 'Behavioural Science Based Safety' (BSBS) and 'Alliance Water Stewardship' (AWS). The company

looks forward to expanding its existing customer base through a targeted marketing and branding strategy in the domestic market.

Your Company stays committed to its philosophy of giving back to society. The CSR activities carried out through our group entities in the areas of health, education, environmental sustainability, sports and conservation of arts and culture, facilitate impactful initiatives driving the group's sustainability agenda through a collaborative approach with its implementing partners.

Though challenging external conditions prevail, we look forward for the positive trajectory to continue in the current fiscal also. Our keen focus on our strategic priorities will enable us to deliver seamless and consistent growth. Your Company is poised to strengthen its capabilities and digital solutions to tap the growth potential ahead. While we are confident to accomplish sustained performance across our business portfolios, ensuring customer satisfaction continues to be our top priority. We endeavour to create value for customers by offering more relevant products, more quickly and at the right time.

The Board plays a vital role in shaping and embedding the right corporate culture to progress our purpose. Our Board members have always been a great source of support. I would like to thank each member on the Board for their committed involvement and contribution.

I take this opportunity to thank all our stakeholders - shareholders, customers, regulators, business partners and vendors for their continued support and patronage. My appreciation and best wishes to our leadership teams for their commitment and efforts. I also wish to acknowledge the dedication and valuable contribution of all our employees in driving the Company towards a greater success.

Best Wishes,  
**M M Murugappan**  
Chairman

## BOARD OF DIRECTORS



**Mr. M M Murugappan**

*Chairman & Non-Executive Director  
DIN: 00170478 ; 67 years*

- ♦ Holds a Bachelor's degree in Chemical Engineering from the University of Madras and a Master's degree in Chemical Engineering from the University of Michigan, USA;
- ♦ Has over four decades of experience in diverse areas including strategy & business development, technology and human resources;
- ♦ Is the Non-Executive Chairman of Carborundum Universal Limited, Cholamandalam MS General Insurance Company Limited, Cyient Limited, Murugappa Water Technology and Solutions Private Limited and the Chairman of the Board of Governors of IIM Indore;
- ♦ Is a Board member of IIT Madras Research Park and Ambadi Investments Limited;
- ♦ Was elected as a fellow member of the Indian Ceramic Society and is also a member of the American Institute of Chemical Engineers and the Indian Institute of Chemical Engineers, Plastics & Rubber Institute;
- ♦ Is a trustee of the Murugappa Group's AMM Foundation, actively involved in the foundation's activities in the area of education, health care, etc.;
- ♦ Has been a Non-Executive Director of the Company since November 2017. Prior to that had served the Board of the Company as a Non-Executive Director from March 2002 till July 2017.

- ♦ Graduated from the University of Mumbai and is a member of the Institute of Chartered Accountants of India;
- ♦ Has experience in the areas of statutory and internal audit, due diligence, SOX compliance and other professional services;
- ♦ Has worked for PricewaterhouseCoopers, A.F.Ferguson and Deloitte Haskins & Sells where he was a partner till 2015;
- ♦ During his long career, has serviced national and multinational clients from diverse sectors such as manufacturing, trading, software, time-share, real estate, financial services, pharma, engineering, construction services, etc.;
- ♦ Is a Board member of Redington Limited, ProConnect supply chain solutions Limited and Redserv Global Solutions Limited;
- ♦ Joined the Company's Board in March 2019.



**Mr. B Ramaratnam**

*Independent Director  
DIN: 07525213 ; 68 years*



**Mrs. Vasudha Sundararaman**

*Independent Director  
DIN: 06609400 ; 65 years*

- ♦ Is a B.Sc (Zoology) graduate from Stella Maris College, Chennai, M.Sc (Zoology) from the Madras University and a Certified Associate of Indian Institute of Bankers;
- ♦ Joined State Bank of India as a probationary officer in 1981 in Delhi and retired in November 2017 as Chief General Manager;
- ♦ Has lengthy experience in grass-root, retail aspects of banking for close to 20 years as Branch Head, Head of Personal Banking Division, NRI Division and retail processing;
- ♦ Was actively involved in implementation of various projects of the bank aimed at impacting the employees and individual customers of the Bank;
- ♦ Is a Board member of Rane (Madras) Limited and Rane Engine Valve Limited. Has served as the Managing Director and Chief Executive Officer of SBI SG Global Securities Services Pvt. Limited, a JV between SBI and Societe Generale for over four years prior to retirement;
- ♦ Joined the Company's Board in February 2020.



## BOARD OF DIRECTORS



**Mr. K Balasubramanian**  
Independent Director  
DIN: 00137260 ; 68 years

- ♦ Is a Science graduate and a member of the Institute of Chartered Accountants of India;
- ♦ Has over three decades of experience in finance, risk management, strategic investments and treasury;
- ♦ Has served as the CFO of listed entities and played a pivotal role in divestments and acquisitions of domestic and international businesses;
- ♦ Is a Board member of Fairmeans Investments Private Limited;
- ♦ Has wide experience in sourcing domestic and international finance, simplification of business processes and strengthening of internal controls;
- ♦ Was associated with PricewaterhouseCoopers, Africa for four years as a senior consultant during his early phase of career;
- ♦ Joined the Company's Board in March 2022.

- ♦ Holds a Bachelor of Technology degree in Civil Engineering from IIT Madras and a Masters degree in Business Administration from the University of Michigan, USA;
- ♦ Has over 26 years of experience in the varied fields of consulting, technology, projects, financial services and engineering in senior positions across different industries including Mckinsey & Company, 24/7 Customer Inc., etc.;
- ♦ Was a recipient of the Extraordinary Entrepreneur of the Year - TIECON 2014 Award;
- ♦ Is the Chairman of Cholamandalam Investment and Finance Company Limited and CG Power & Industrial Solutions Limited and a director on the Boards of various other companies including SRF Limited and Ambadi Investments Limited;
- ♦ Served as the Managing Director of Tube Investments of India Limited (TII) from August 2017 till March 2022 and is currently the Executive Vice Chairman of TII effective April 1, 2022;
- ♦ Joined the Company's Board in November 2020.



**Mr. Vellayan Subbiah**  
Non-Executive Director  
DIN: 01138759 ; 53 years



**Mr. Sridharan Rangarajan**  
Non-Executive Director  
DIN: 01814413 ; 57 years

- ♦ Graduate in Commerce from the Madurai University, a member of the Institute of Chartered Accountants of India, a graduate member of the Institute of Cost Accountants of India and a certified six sigma 'Green Belt', trained 'Process Champion' and 'Black Belt';
- ♦ Has over 34 years of experience in finance, manufacturing, service & distribution, banking and contracting industries;
- ♦ Has rich multinational and cross-cultural work experience from having worked in companies like ABB, IDBI, LG Electronics, METITO, Trane Inc., USA and Timken;
- ♦ Has served as the Chief Financial Officer of the Murugappa Group. Is a director on the Boards of various other companies including E.I.D. - Parry (India) Limited, Carborundum Universal Limited, Cholamandalam MS General Insurance Company Limited, Cholamandalam MS Risk Services Limited, Parry Agro Industries Limited;
- ♦ Joined the Company's Board in August 2018.

## Board's Report & Management Discussion and Analysis

### Dear Shareholders,

Your Directors take pleasure in presenting the 74<sup>th</sup> Annual Report together with the audited financial statements of the Company for the financial year ('FY') ended March 31, 2023.

### COMPANY OVERVIEW

Cholamandalam Financial Holdings Limited ('CFHL') is primarily an investment company, holding investments in its subsidiary / associate / joint venture and other group companies. CFHL is registered as a Non-Deposit taking Systemically Important Core Investment Company ('CIC') pursuant to the receipt of Certificate of Registration dated January 6, 2020 issued by the Reserve Bank of India ('RBI') under section 45-IA of the Reserve Bank of India Act, 1934. The RBI vide its notification dated October 22, 2021 had introduced an integrated regulatory framework for NBFCs under "Scale Based Regulation ('SBR'): A Revised Regulatory Framework for NBFCs". The SBR framework encompasses different facets of regulation of NBFCs covering capital requirements, governance standards, prudential regulation, etc. Under the SBR framework, NBFCs are divided into four layers viz., top layer, upper layer, middle layer and base layer based on the size, activity and perceived riskiness. The Company being a CIC falls under the category of Middle Layer NBFC ('NBFC-ML').

CFHL holds substantial investments in the following financial services / risk management companies of the Murugappa Group (hereinafter collectively referred as 'the group companies').

- Cholamandalam Investment and Finance Company Limited ('CIFCL'), a non-banking finance company engaged in lending business offers vehicle finance, home loans, loan against property, SME loans, secured business and personal loans (SBPL), consumer & small enterprises loans (CSEL) and a variety of other financial services to customers;
- Cholamandalam MS General Insurance Company Limited ('MSGICL'), engaged in general insurance business offers a wide range of insurance products that include Motor, Health, Property, Accident, Engineering, Liability, Marine, Travel and Crop insurance for individuals and corporates;
- Cholamandalam MS Risk Services Limited ('CMSRSL') offers comprehensive Risk Management and Engineering solutions.

### MACRO ECONOMIC ENVIRONMENT

The global economy has been through a series of significant shocks over the past couple of years. The year 2022 started off with geopolitical tensions and the consequential inflationary pressures triggered a pervasive slowdown in several economies. Global inflation continued to rise significantly leading to a cost-of-living crisis in many regions across the world. The impact of tighter monetary policies was felt across the economy, particularly on private investment besides affecting global output causing risks to food and energy, security and other significant changes in commodity markets. Though in the interim, the economy saw some relief, uncertainties continue to undermine the confidence among consumers. Further challenges to the global economic growth include China's recovery of private consumption, tight labour markets in many countries and the deterioration in China-U.S. relations threatening international trade and policy co-operation. Against this backdrop, analysts have projected the global economic growth to remain at low trend rates of 2.6% in 2023 and 2.9% in 2024.

Despite the global slow down, Indian economy demonstrated resilience during FY 23. The economy driven by strong macro-economic fundamentals and domestic demand continues to be one of the fastest growing major economies. As per IMF reports, India is the fifth largest economy and is estimated to fare well in the medium term amongst large economies. The domestic GDP moderated in the second half year as evidenced from the macro-economic indicators. To augment the ongoing momentum, the Union Budget 2023-24 emphasised growth through capital expenditure, inclusive development and policy reforms. The initiatives taken by the Government to improve the disposable income of taxpayers in the country will aid in boosting consumption by an increase in discretionary spending. Further, the Government's strong infrastructure push under the Prime Minister's Gati Shakti scheme is expected to drive growth, investments, and job creation. Strong credit growth and resilience in financial markets are further expected to create an environment that supports investments.

Inflation in India remained high, averaging around 6.7% in FY 23 as compared to 5.3% in the same period last year. The RBI's continual focus in controlling inflation led to a hike in policy repo rates quite a few times since May 2022. In response to the measures taken by RBI, the spurt in liquidity conditions that prevailed post pandemic moderated during the year in consonance with the changed monetary policy stance that focused on the withdrawal of accommodation. Overall, the domestic GDP growth in FY 23 is estimated at around 7% compared to 9.1% in the previous year.

In the above context, we look forward for a favourable economic environment in FY 24 backed by a robust domestic demand and supportive government initiatives. The economy is likely to witness an accelerated growth as investments kickstart the virtuous circle of job creation, income, productivity, demand and exports supported by favourable demographics in the medium term. However, external challenges such as geo-political conditions, global inflation, supply chain disruptions and tight monetary policy continue to be the downside risks that could impact the GDP growth.

#### STANDALONE FINANCIAL RESULTS (₹ in Crore)

Particulars	2022-23	2021-22
Total Income	83.76	83.51
Total Expenses	9.90	12.77
<b>Profit Before Tax</b>	<b>73.86</b>	<b>70.74</b>
Tax Expense	15.99	15.23
Profit for the year	57.87	55.51
Other Comprehensive Income	0.22	0.58
<b>Total Comprehensive Income</b>	<b>58.09</b>	<b>56.09</b>

#### SHARE CAPITAL

The paid-up equity share capital of CFHL as on March 31, 2023 was ₹18.78 Crore. During the year, 34,570 equity shares were allotted upon exercise of vested stock options by eligible option grantees under the Company's Employees Stock Option Scheme 2016.

#### DIVIDEND

The Board of Directors have recommended a final dividend at the rate of 55% i.e., ₹0.55 per equity share of face value of ₹1/- each for the year ended March 31, 2023.

#### APPROPRIATIONS

The Company has transferred a sum of ₹11.58 Crore (previous year: ₹11.11 Crore) to Special Reserve under section 45-IC of the Reserve Bank of India Act, 1934.

#### BUSINESS ENVIRONMENT

CFHL earns revenue primarily by way of dividend income from investments held in group companies. An overview of the financial services sector in which the Company operates along with a business update of group companies during FY 23 is summarised in the following paragraphs.

#### NBFC Industry & Business Update

India's financial sector is a highly diversified one comprising commercial banks, insurance companies, non-banking financial companies, co-operatives, pension funds, mutual funds and other smaller financial entities. The sector dominated by banking and non-banking financial companies ('NBFCs') has witnessed exponential growth in the last decade driven largely by regulatory reforms and their ability to cater to unbanked areas through innovative products and service delivery mechanisms. However, in the past few years the sector was dealing with the contagion effects associated with the collapse of a few NBFCs and co-operative banks followed by the pandemic and global political conflicts. After challenging years, the NBFC industry has rebounded well in FY 23. The overall NBFC sector including Housing Finance Companies ('HFCs') benefited from resurgent domestic economic activity leading to strong momentum in disbursements and bolstering higher business growth backed by various policy initiatives of the Government and the regulators. The momentum is expected to continue in the current year also. The outlook for the industry remains positive as the country strides on its growth trajectory leading to higher credit demand. The growth in credit is expected to be broad based across products and segments with key risks being elevated interest rates and inflation.

Cholamandalam Investment and Finance Company Limited ('CIFCL'), an NBFC incorporated in 1978, is one of the leading, comprehensive financial service provider offering vehicle finance, home loans, loan against property etc., to a wide range of customers.

#### Vehicle Finance ('VF')

CIFCL's Vehicle Finance business comprising diversified portfolio viz., commercial vehicles, passenger vehicles and used vehicles, continues to be the major segment contributing 69% of its aggregate assets under management ('AUM') as at March 31, 2023.

At the industry level, commercial vehicles, passenger vehicles and two-wheelers registered double digit growth in FY 23 due to improvement in economic activity, revival of construction / mining activities and improvement

in semiconductor supplies. The commercial vehicle industry is expected to deliver double digit growth in FY 24 driven by freight demand, replacement demand, structural economic recovery and higher infra spends by the Government. However, the increase in fuel prices and its impact on viability of fleet operators will remain a key challenge in FY 24. The domestic car and utility vehicle industry witnessed a 27% growth in FY 23 backed by strong underlying demand, easing of semiconductor supply and improvement in sale of utility vehicles due to shift in customer preferences. Steady demand is expected in FY 24 with double digit growth. The two-wheeler segment witnessed a 17% growth in FY 23 with improved demand sentiments over the previous year. This segment is expected to grow by 9 to 10% in FY 24 with the expectation of improved rural demand. The domestic tractor industry had a 12% growth in FY 23 supported by strong demand during the festive season, favourable monsoon and farm cash flows remaining stable. However, moderation in demand during FY 24 is expected due to uncertainties relating to monsoons. The domestic construction equipment industry witnessed a growth of 26% in FY 23 supported by improvement in the overall macroeconomic environment, a strong revival in construction activities and thrust on completion of infrastructure projects. Healthy volume pickup with the run up to elections augur well for this industry in FY 24.

The VF business of CIFCL disbursed ₹39,699 Crore in FY 23 as against ₹25,439 Crore in the previous year registering an impressive growth of 56% and profit before tax ('PBT') for the year was ₹2,272 Crore as against ₹2,054 Crore in the previous year. The business aims to improve the marginal yields across its segments considering the increase in borrowing rates and focus on driving higher disbursements in the high yield segments which will help in maintaining Net Income Margin ('NIM').

The company's vast branch network helps in acquiring new customers and creates proximity with customers, helping in better collection efficiency and higher repeat business. The VF business will continue to expand and strengthen its existing relationships with customers, manufacturers, brokers, and dealers by utilizing new tools and platforms. Analytics based pre-approved loan offers are being generated for both new and existing customers which simplifies the loan origination journey leading to enhanced customer experience. The business with a robust collection mechanism, best-in-class credit underwriting, a strong risk assessment framework and an extensive penetration in the hinterland is expected to progress to the next level of growth in the coming year.

### **Loan against Property ('LAP')**

In FY 23, Banks registered strong growth in the segment due to lower cost of funds and adequate liquidity support. The segment is expected to grow by 9-11% in fiscal 2024, driven by improved economic conditions assisting in normalisation of business activities.

Pan-India geographical penetration into new markets, introduction of localized credit policy in line with market developments, increased contribution from rural branches has led to the growth of CIFCL's LAP business. The business continues to focus on a systematic approach to build a healthy portfolio mix, with more than 80% of portfolio secured by residential properties and an average loan ticket size of less than ₹50 Lakhs. The business has further introduced new high yield product like Small and Emerging Group (SEG) and Micro LAP to increase the profitability.

Assets Under Management ('AUM') for the business grew by 29% to ₹21,588 Crore (previous year: ₹16,795 Crore) and disbursements registered a growth of 68% to ₹9,299 Crore (previous year: ₹5,536 Crore).

### **Home Loans ('HL')**

The Indian Housing Finance market is estimated to be about ₹26 lakh crore and grew at around 11-15% in FY 23. Credit growth in Banks outpaced that of HFCs/NBFCs. In terms of ticket size, the sub ₹25 lakh segment contributed 29% of the disbursements during last FY and this level is expected to be sustained. Analysts expect the housing sector to grow 11-16% in FY 24 and affordable housing to grow at 18-22% in the same period.

As on March 31, 2023, CIFCL's HL business had 70,182 live accounts (53% growth Y-o-Y) with an AUM of ₹8,451 Crore (51% growth Y-o-Y). 93% of this portfolio is from tier II, III, IV cities and towns. The disbursements grew by 102% Y-o-Y from ₹1,896 Crore in FY 22 to ₹3,830 Crore in FY 23.

Lower Middle-Income-Group customers continue to be the target group for HL business. The business has been strengthening the channel partner network to reach out to more customers. During the year, the HL business expanded its footprint in Northern / Eastern states besides expansion of its branch network further in states previously operational. Given that these customers are mostly first-time buyers, the sales officers guide and facilitate the customer through the entire borrowing process. The business has also developed a strong collections and legal recovery team across geographies to ensure that asset quality is maintained.

### **Consumer & Small Enterprise Loan ('CSEL')**

As of March 31, 2023, the CSEL business of CIFCL had crossed 5 lakh active customers with an AUM of ₹5,527 Crore. The division has entered strategic partnerships with leading fintech companies to drive greater financial inclusion, especially among those customers who are economically active but not having adequate access to formal credit. Overall disbursements of the division crossed ₹6,865 Crore and a PBT of ₹62 Crore in FY 23 with contribution from all zones in the country. The key strengths of the division such as its transparent end to end digital process, superlative customer experience journey, strong data driven underwriting & risk management capabilities combined with the trust of Chola brand makes it well placed to become a market leader in this segment.

### **Small and Medium Enterprises ('SME')**

The progressive reforms introduced by the government for SME sector resurgence have been fruitful as reflected in the vigorous business activity. Demand for credit from the SME sector is high and supply by the credit industry remains stable while delinquencies have declined. The rapid pace of innovations driven by the government and the lending ecosystem has significantly enabled the SME sector to continue its high growth trajectory.

CIFCL's SME finance disbursements during the year were at an all-time high of ₹6,388 Crore against ₹1,926 Crore in the previous year with a growth of 232%. The SME division was able to grow significantly by onboarding new OEMs, Anchor Tie-ups, Fintech partnerships and through branch expansion. AUM for the business grew by 235% to ₹3,550 Crore in FY 23 compared to ₹1,058 Crore in FY 22. SME Division will continue to focus on equipment finance, term loans and supply chain finance and also launch new product lines in the form of Health care financing, lease rental discounting, leasing finance, factoring and solar financing etc. The business has been strengthening the sourcing partners network to reach out to more customers.

### **Secured Business and Personal Loan ('SBPL')**

Personal & Professional Loans is one of the fastest-growing segments in India. As per market research reports, disbursement growth in the personal loan space is expected to reach 18-20% in FY 24 due to a healthy credit demand. NBFC's market share in terms of value in the personal loan space is currently at 21% and is expected to increase to 22% in FY 24. As per the reports, the business loan segment will see a growth of 15-18% in FY 24 and NBFCs are expected to grow faster in this space.

As of March 31, 2023, CIFCL's SBPL business had crossed 10,000 active accounts with an AUM of ₹444 Crore. The average ticket size was around ₹4.42 lakhs with average tenure of 69 months. The loans offered are predominantly business loans against self-occupied residential property.

### **Outlook**

CIFCL will look to scale up through new product segments as well as improving efficiencies in existing segments. The company's strong sales and collections combined with digital initiatives and branch reach will also support in improving efficiencies.

### **General Insurance Industry & Business Update**

The general insurance industry was characterized by several regulatory changes that are favourable to the industry in terms of growth, adding business partners, securing Tier II capital etc. during FY 23. Effective April 1, 2023 regulations relating to commission and expenses of management were amended with an aim to provide flexibility to the insurers in operational management and mandates insurers to conform to an overall capped expense level within a period of three years. Other proposed regulatory changes relating to long term products, reinsurance, amendment to insurance act etc., is likely to enhance the operational scope of non-life insurers.

The Gross Direct Premium of multi-line non line insurers (excluding standalone health & specialised insurers), was reported at around ₹2,148 billion, a growth of around 16.2% over the previous year. Amongst the various lines of businesses, motor insurance registered a growth of 15.4% while the fire line of business grew by 11.1%. The growth in the health and personal accident lines for general insurers was 21.2% and 1.6% respectively. At the industry level, the market share of public sector companies was 38.6% with the private sector companies growing their share to 61.4%.

Cholamandalam MS General Insurance Company Limited ('CMSGICL'), the insurance subsidiary of CFHL, is registered with the Insurance Regulatory and Development Authority of India ('IRDA') to carry on general insurance business. CMSGICL offers a wide range of insurance coverage including motor, travel, health, accident, home and other types of insurance for individual and corporate customers.

CMSGICL achieved a gross premium of ₹6,407 Crore, a growth of 23% which helped in growing its market share to 2.87% (among general insurance players). The company grew its business operations across

channel categories of bancassurance, agents/Point of sales person (POSP), brokers, Motor Insurance Service Provider (MISP). During the year, the company added to its channel partners by entering into new bancassurance agreements besides renewal of existing agreements. The company expanded its presence in automobile manufacturers and agency network which aided in improving its business dispersal across the country. The customer additions in FY 23 crossed 1 Crore and over 5.5 Lakh claims were serviced by the company during the year. The company also finalised its plans for technology transformation and data analytics for implementation in the following year. This exercise would help the company shift from legacy systems platforms to a contemporary, customer-intermediary friendly transacting experience.

#### **Motor Insurance**

The motor insurance business registered a growth of over 26.8% during the year. The company stepped up the renewal ratio in the cars segment. The premium pricing in motor own-damage witnessed severe pressure with discounts across vehicle categories staying at higher levels. This has caused an adverse change in the motor OD claims ratios of all players in the industry. Corrective steps have been initiated by way of reduced discounts and reduced intermediation fees.

In motor third party, the marginal hike in pricing of third party premium effective June 2022 was inadequate to compensate for the inflation in medical costs as well as continuous increase of the minimum wage levels across all states in the country. The company continues to exercise utmost care in its choice of sub-segments and geographies.

#### **Property and Casualty Insurance**

The growth in premium from commercial lines of business was mainly driven by 33.4% growth in the fire insurance business. Marine and group accident lines of businesses also witnessed improved performance with increase in the levels of economic activity and focused sourcing. The miscellaneous lines of insurance business grew well during the year. The Company registered growth across its business verticals of Indian Commercial, SME, Japanese & Korean and Bancassurance. CMSGICL continues to follow disciplined underwriting and prudent risk selection in the highly demanding environment.

#### **Health, Accident and Travel Insurance**

The health, accident and travel insurance business grew by more than 35% during the year with stronger growth in retail health. Even as retail indemnity business continues to scale up, the bancassurance led health benefit and

accident product grew faster with the return of economic activity. New health products – both indemnity and benefit were added during the year besides stepping up on its distribution build of both POSP as well as channel partners. The company continues to strengthen its underwriting framework with intelligent use of technology for its risk selection, upsell and cross-sell initiatives.

#### **Crop Insurance**

In the context of the Expenses of Management Regulations and changes in the crop insurance space, CMSGICL has decided to participate in crop insurance schemes in FY 24 and has secured necessary reinsurance arrangements to re-enter the line of business.

#### **Reinsurance (RI)**

During the year the international markets witnessed absolute hardening due to natural catastrophes across the globe, sharp inflation and currency depreciation in Europe and the USA. Consequently, it resulted in reinsurers restricting capacity, moderating on commission levels and insisting on sharp price increases for balance sheet protection covers. The company's proportional and non-proportional treaties generated surplus for the reinsurers during the year. The company has put in place new reinsurance arrangements in respect of its product offerings. Reinsurance renewal for FY 24 had challenges on cost of covers for catastrophe programs and the company successfully negotiated and completed the RI placements for FY 24 by diversifying the panel of reinsurers.

#### **Claims functions**

The year under review witnessed the claims management function stepping up speed of disposal while handling larger volumes with efficiency and productivity. The company continues its journey in digitisation of its claims processes across lines of businesses.

Harnessing efficiencies for severity control across all lines, automation for speed and operational controls, proactive approach to servicing for building transparency and satisfaction levels of customers continues to be the focus area of CMSGICL.

#### **Outlook**

The general insurance industry bounced back after the two covid years in terms of growth and carries the optimism into FY 24 also. Headwinds for the industry include price reduction in property premium, higher inflation impacting consumer spends and claims costs, uncertainty over the revision in motor third party premium pricing, rise in reinsurance costs etc. Amongst

the tail winds are the anticipated growth in automobile sales, infrastructure spend thrust from the Government, expected credit offtake from the banks etc.

CMSGICL will continue to strengthen its growth path by addition of new channel partners, expansion into new markets, enhanced focus on renewals besides launching new products across lines of businesses. The company is committed to tighten its expense of management levels by a judicious mix of channels, product sub categories and rationalise commission structures linked to inherent profitability.

### Digital / Technology Initiatives

Digital transformation continues to be the focus area of the group companies. Various initiatives and technology tools are deployed for automation of repetitive activities across functions wherever opportunity exists. The initiatives implemented by CMSGICL during the year include - launch of new mobile applications which enhances customer experience, enablement of digital platforms for new products, expansion of modes for claims intimation through IVRS and voice BOT enablement and revamp of CRM software to provide superior customer service.

With regard to our NBFC business, significant enhancements on the digital front have been put in place for new businesses - CSEL, SBPL and SME. Besides driving changes to external facing applications, CIFCL is also rigorously driving automation across different parts of the business and supporting functions. Further, the company is carrying out a key transformation of its data infrastructure and building an integrated data repository to serve business and compliance reporting as well as analytical needs. The businesses will continue its efforts around strong technology controls, secure development, structured technology & security operations for system availability, data sanctity, and appropriate and timely handling of security incidents.

### Risk Management Services - Business Update

Cholamandalam MS Risk Services Limited ('CMSRSL'), is engaged in providing risk management and engineering solutions in the field of safety, health and environment, in association with CMSGICL. CMSRSL expanded its service offering in FY 23 by launching a number of strategic projects in the areas of 'Behavioural Science Based Safety' and 'Alliance Water Stewardship'. Additions to the company's order book during the year aggregates to ₹70 Crore and more than 325 assignments in the segment of process safety, 170+ projects in electrical and 50+ in environment studies were carried out

during the year. CMSRSL has strengthened its business relationship with strategic alliance partners and continues to serve Cholamandalam MS General Insurance through value-added services like Thermography, Safety Audits, and Cargo Loss Minimization studies. CMSRSL has crossed 375 resources mark, backed by a strong technical team of multidisciplinary and certified professionals having exposure to domestic and international markets. Our joint venture partner, Mitsui Sumitomo Insurance Company Limited, Japan, continues to support the business by introducing Japanese companies in the Indian market for risk management services.

FY 24 began with a strong order book of ₹61 Crore. The outlook for FY 24 includes expansion of its customer base through a targeted marketing and branding strategy in the domestic market and leveraging the customer base of its strategic alliance partners. Implementation of organizational restructuring that will enable the company to adapt to future requirements, entering new areas such as green hydrogen and supporting companies in the energy transition are some of the key initiatives planned in FY 24. The company will also focus on building its capabilities in the areas of net zero consulting with its Inogen partners and planning to become active in the ESG reporting market.

### CONSOLIDATED FINANCIAL RESULTS (₹ in Crore)

Particulars	2022-23	2021-22
Total Income	18,376.03	14,734.98
Total Expenses	14,551.63	11,691.42
<b>Profit Before Tax of Profits from Associate / Joint Venture and Tax</b>	<b>3,824.40</b>	<b>3,043.56</b>
Share of Profit from Associates / Joint Venture (Net of Taxes)	(8.69)	(2.87)
<b>Profits Before Tax</b>	<b>3,815.71</b>	<b>3,040.69</b>
Tax Expense	(1006.09)	(801.33)
<b>Profits for the year</b>	<b>2,809.62</b>	<b>2,239.36</b>
Minority Interest	(1,519.39)	(1,216.29)
<b>Net Profit for the year attributable to owners of the Company</b>	<b>1,290.23</b>	<b>1,023.07</b>

During the year the Company has not made any investments in its subsidiaries. There has been no change in the nature of business of the company and the group companies during the year. Business performance of the group companies has been furnished in earlier paragraphs of this report.

A report on the performance and financial position of each of the group companies as per section 129(3) of the

Act read with the Companies (Accounts) Rules, 2014, in the prescribed form AOC-1 is annexed to this Report as **Annexure I**. The consolidated financial statements of the Company prepared in accordance with the Companies Act, 2013 ('the Act') and the relevant Accounting Standards, forms part of the annual report.

The annual report containing standalone and consolidated financial statements will be uploaded on the Company's website, [www.cholafhl.com](http://www.cholafhl.com). Annual accounts of the group companies will also be uploaded on the Company's website and be made available for inspection by shareholders through electronic mode until the date of the Annual General Meeting ('AGM').

### **FINANCIAL REVIEW - SUBSIDIARY / ASSOCIATE / JOINT VENTURE COMPANIES**

CFHL earned an income of ₹83.76 Crore (previous year: ₹83.51 Crore) and profit before tax was ₹73.86 Crore (previous year: ₹70.74 Crore) for the financial year ended March 31, 2023. Aggregate investments stood at ₹1,280.12 Crore (previous year: ₹1,279.84 Crore) as on March 31, 2023. During the year, the Company repaid ₹50 Crore of Non-Convertible Debentures ('NCDs') and the outstanding NCDs as on March 31, 2023 was ₹50 Crore.

#### **Cholamandalam Investment and Finance Company Limited ('CIFCL')**

The Company holds 45.36% in the paid-up equity share capital of CIFCL as on March 31, 2023 and has de-facto control as per the principles of Ind AS 110. Accordingly, CIFCL is treated as a subsidiary for the purpose of consolidation of financial statements. The securities of CIFCL are listed and traded on the National Stock Exchange of India Limited (NSE) and the BSE Limited (BSE).

The Assets under Management ('AUM') grew by 36% to ₹1,12,782 Crore as at March 31, 2023 (previous year: ₹82,904 Crore). Loan disbursements aggregated to ₹66,532 Crore (previous year: ₹35,490 Crore) registering a growth of 87% during the year. Profit after tax grew by 24% to ₹2,666 Crore (previous year: ₹2,147 Crore). Investment portfolio of CIFCL as at end of FY 23 was ₹3,628 Crore including investments in government securities of ₹1,541 Crore.

The company maintained a comfortable ALM position with no negative cumulative mismatches across all time buckets. As at end of FY 23, the capital adequacy ratio stood at 17.13% as against the minimum regulatory requirement of 15%. During the year CIFCL raised CP aggregating to ₹15,800 Crore of which ₹14,250 Crore

were repaid. Outstanding NCDs were ₹14,767 Crore and Tier II borrowings stood at ₹4,376 Crore as on March 31, 2023.

CIFCL paid an interim dividend of ₹1.30 (65%) per equity share of face value of ₹2/- each for FY 23. The Board of CIFCL has recommended a final dividend of ₹0.70 (35%) per equity share for FY 23, subject to their shareholders' approval.

CIFCL's subsidiary companies are Cholamandalam Securities Limited ('CSEC'), Cholamandalam Home Finance Limited ('CHFL') and Payswiff Technologies Private Limited ('Payswiff'). CSEC is engaged in stock broking and investment advisory services. CSEC focused on creating three distinct business lines for enhancing revenues and productivity - broking, wealth and insurance distribution. During the year, the company increased its footprint from 22 branches to 34 branches. CSEC achieved a gross income of ₹51.54 Crore (previous year: ₹40.01 Crore) and profit before tax of ₹8.68 Crore (previous year: ₹7.48 Crore) for the year ended March 31, 2023 and the mutual fund AUM was ₹790.66 Crore as at March 31, 2023.

CHFL recorded a gross income of ₹81.87 Crore (previous year: ₹56.37 Crore) and made a profit before tax of ₹7.66 Crore (previous year: ₹9.19 Crore) for the year ended March 31, 2023. Currently, the company continues its focus on growing insurance corporate agency business.

Payswiff recorded a gross consolidated income of ₹230.27 Crore and made a loss of ₹12.03 Crore (previous year: loss ₹42.51 Crore) for the year ended March 31, 2023. Payswiff Solutions Private Limited and Payswiff Services Private Limited are subsidiaries of Payswiff.

The associate companies of CIFCL are White Data Systems Private Limited, Vishvakarma Payments Private Limited and Paytail Commerce Private Limited.

#### **Cholamandalam MS General Insurance Company Limited ('MSGICL')**

The Company holds 60% in the paid-up equity share capital of MSGICL a joint venture with Mitsui Sumitomo Insurance Company Ltd., Japan and is a material subsidiary of the Company. The IRDAI has deferred the implementation of Ind-AS for insurance companies. Therefore, financials of MSGICL have been restated as per Ind-AS for consolidation purposes and figures of MSGICL reported in this annual report are under Ind-AS.

MSGICL achieved a gross written premium of ₹6,407 Crore in FY 23 (previous year: ₹5,194 Crore) and profit before tax was ₹211 Crore (previous year: ₹139 Crore).



The investment portfolio of CMSGICL grew to ₹14,271 Crore as at March 31, 2023 (previous year: ₹11,356 Crore). The company took advantage of the rising interest rate environment to deploy its accretion/maturing funds at higher yields. The exposure to Central and State Government securities stood at 65.1% of the investment assets (previous year 66.1%). As of March 31, 2023, the company had nil non-performing assets in its investment portfolio. The solvency ratio of CMSGICL as on March 31, 2023 was 2.01 times as against the minimum regulatory requirement of 1.50 times.

With a view to conserve its resources and augment solvency ratio, the Board of CMSGICL has not recommended dividend for FY 23.

#### **Cholamandalam MS Risk Services Limited ('CMSRSL')**

The Company holds 49.5% in the paid-up equity share capital of CMSRSL, a joint venture with Mitsui Sumitomo Insurance Company Ltd., Japan and has a technical collaboration with Inter Risk, a group company of Mitsui Sumitomo Insurance Group.

CMSRSL achieved an income of ₹64.93 Crore (previous year: ₹59.69 Crore) and profit before tax of ₹9.19 Crore (previous year: ₹7.15 Crore) for the year ended March 31, 2023. The Board of CMSRSL has recommended a final dividend of 25% i.e., ₹2.50 per equity share of face value of ₹10/- each for FY 23.

#### **DIRECTORS**

Pursuant to section 149 and regulation 17(1C) of the SEBI (Listing Obligations and Disclosure Requirements) Regulations, 2015 ('the SEBI Listing Regulations'), the appointment of Mr. K Balasubramanian (DIN : 00137260) as an Independent Director for a term of three (3) consecutive years with effect from March 17, 2022 till March 16, 2025 was approved by the shareholders by way of special resolution passed through postal ballot on May 17, 2022.

The shareholders at the 70<sup>th</sup> AGM approved the appointment of Mr. B Ramaratnam (DIN: 07525213) as an Independent Director for a term of five consecutive years commencing from March 18, 2019 till March 17, 2024. In view of his current term coming to an end on March 17, 2024 and based on the recommendation of the Nomination and Remuneration Committee, the Board of Directors at their meeting held on May 12, 2023 recommended the re-appointment of Mr. Ramaratnam as an Independent Director for a second term of three consecutive years with effect from March 18, 2024 till March 17, 2027. In the opinion of the Board, Mr. Ramaratnam continues to fulfill the criteria of

independence prescribed in the Act and under the SEBI Listing Regulations for re-appointment as an Independent Director of the Company and that he is independent of the management. The Company has received a notice under section 160(1) of the Act from a member proposing his candidature at the ensuing AGM. Necessary resolution seeking shareholders' approval for re-appointment of Mr. Ramaratnam as Independent Director on the Board, forms part of the Notice convening the 74<sup>th</sup> AGM of the Company.

As per the provisions of section 152 of the Act, Mr. Vellayan Subbiah (DIN: 01138759) retires by rotation at the ensuing AGM and being eligible offered himself for re-appointment. The Board recommends the re-appointment of Mr. Subbiah as a director liable to retire by rotation and the resolution in this regard forms part of the Notice convening the 74<sup>th</sup> AGM of the Company. Information as required to be disclosed under regulation 36(3) of the SEBI Listing Regulations, for re-appointment of directors is provided in the Notice.

#### **DECLARATION FROM INDEPENDENT DIRECTORS**

The Independent Directors ('IDs'), Mr. B Ramaratnam, Mrs. Vasudha Sundararaman and Mr. K Balasubramanian have submitted declarations stating that they meet the criteria of independence as required under the provisions of section 149(6) of the Act and regulation 16(1)(b) of the SEBI Listing Regulations. In the opinion of the Board, all the IDs possess integrity, expertise and relevant experience in their respective fields including the proficiency required to effectively discharge their roles and responsibilities in directing and guiding the affairs of the Company.

In terms of section 150 of the Act read with the Companies (Appointment & Qualification of Directors) Rules, 2014, the IDs of the Company have registered their names in the independent directors' data bank created and maintained by the Indian Institute of Corporate Affairs ('IICA'). The IDs are also required to pass an online proficiency self-assessment test conducted by the IICA within a period of two years from the date of inclusion of their names in the data bank, subject to exemption to individuals who fulfill the eligibility criteria prescribed under the said Rules. All the IDs are compliant with the requirement under the said Rules.

#### **KEY MANAGERIAL PERSONNEL**

Pursuant to the provisions of section 203 of the Act, Mr. N Ganesh, Manager & Chief Financial Officer and Mrs. E Krithika, Company Secretary are the key managerial personnel of the Company and there were no changes during the year.

Mr. Ganesh was re-appointed as the Manager of the Company for a period of three years with effect from June 15, 2020. His tenure as Manager expires on June 14, 2023. Subject to the approval of shareholders, the Board at its meeting held on May 12, 2023 re-appointed Mr. N Ganesh as the Manager for a further period of three years with effect from June 15, 2023. Necessary resolution seeking shareholders' approval forms part of the Notice convening the 74<sup>th</sup> AGM of the Company.

### STATUTORY AUDITORS

Pursuant to the provisions of section 139(2) of the Act and the rules made thereunder and the guidelines for appointment of statutory auditors for Banks and NBFCs dated April 17, 2021 issued by the RBI, M/s. Sharp & Tannan Associates ('S&T Associates'), Chartered Accountants, were appointed as the statutory auditors of the Company at the 72<sup>nd</sup> AGM held on August 4, 2021, for a period of three years commencing from the conclusion of the 72<sup>nd</sup> AGM until the conclusion of the 75<sup>th</sup> AGM. M/s. S & T Associates have confirmed their eligibility to continue as auditors of the Company for FY 24.

The Auditors' Report issued by S&T Associates for the year under review is unmodified and does not contain any qualification, reservation, or adverse remark. The statutory auditors have not reported any incident of fraud to the Audit Committee or the Board of Directors under section 143(12) of the Act during the year.

### FINANCE

#### Deposits

The Company has not accepted any fixed deposits under Chapter V of the Companies Act, 2013 and as such no amount of principal and interest were outstanding as on March 31, 2023.

#### Particulars of Loans, Guarantees or Investments

The provisions of section 186 of the Act pertaining to investment and lending activities is not applicable to CFHL since the Company is an NBFC whose principal business is acquisition of securities. Information regarding investments made during the year is given in the financial statements. During the year the Company has not given any loans or guarantees under the provisions of section 186 of the Act.

#### Internal Financial Control Systems with reference to the Financial Statements

The Company has in place adequate internal financial controls to ensure reliability of financial and operational information and regulatory and statutory compliances. The Company's business processes are equipped with monitoring and reporting processes to ensure financial

discipline and accountability. The internal financial control systems are monitored both by internal and statutory auditors of the Company. The statutory auditors of the Company have also certified on the existence and operating effectiveness of the internal financial controls as on March 31, 2023.

#### Financial Ratios

The Company being an investment company does not carry on any business other than holding investments in its group companies. Dividend receipts from investee companies is the primary source of income. Key ratios of the Company are given in the table below:

Ratio Description	31-Mar-2023	31-Mar-2022
Return on Net Worth	4.68%	4.68%
Return on Total Assets	4.49%	4.30%
Debt Equity Ratio (No. of times)	0.04	0.08
Leverage Ratio (No. of times)	0.004	0.01
Ratio of Adjusted Net Worth (ANW) to its aggregate risk weighted assets	1123.23%	942.78%

The Company redeemed NCDs aggregating to ₹50 Crore during the year. Therefore, there is a decrease in debt equity ratio and leverage ratio. The increase in adjusted net-worth is on account of an increase in unrealised gains on investment in subsidiaries. The leverage ratio (maximum regulatory requirement: 2.5 times) and adjusted net worth ratio (minimum regulatory requirement: 30%) are computed in accordance with the Master Directions - Core Investment Companies (Reserve Bank) Directions, 2016 ('Master Directions of RBI').

#### INTERNAL CONTROL SYSTEM AND INTERNAL AUDIT

Internal control system of an organisation is looked at as the key to its effective functioning. The Company has internal control systems in place commensurate with the nature of business and size of its operations, to ensure compliance with internal policies, regulatory matters and to safeguard reliability of financial reporting and its disclosures. An audit of systems and processes is conducted by the internal auditor of the Company.

The internal audit is performed based on the audit plan approved by the Audit Committee annually. The internal audit report along with the observations and recommendations from the audit review are discussed and reviewed in the quarterly meetings of the Audit

Committee. The Audit Committee evaluates adequacy and effectiveness of the internal controls, performance of the internal audit, recommends improvements and reviews the action taken.

## RISK MANAGEMENT

Risk management is a process to identify and manage threats that could have an impact on the operations of the Company. Generally, this involves reviewing business operations, identifying potential threats to the company and the likelihood of their occurrence and then taking appropriate actions to address the most likely threats. The Company adopts a systematic approach to mitigate risks associated with accomplishment of objectives, operations, revenues and regulations. The Company believes that this would ensure mitigating risks proactively and help to achieve stated objectives. The risk management framework of the Company comprises of the following key elements viz., a) Risk Assessment: study of threats and vulnerability and exposure to various risks; b) Risk Management and Monitoring: probability

of risk assumption is estimated and monitored; and c) Risk Mitigation: measures adopted to mitigate risk by the Company.

The Risk Management Committee assists the Board in monitoring various risks, reviews and analyses risk exposures and mitigation plans related to the Company and its group companies. A Risk Management Policy has been adopted by the Board of Directors which inter alia sets out risk strategy, approach and mitigation plans, liquidity risk management and asset liability management. During the year the Risk Management Committee of the Board of CFHL reviewed key risk exposures of the Company along with mitigation measures, asset liability management, structural liquidity management besides review of key risk exposures and mitigation measures of its NBFC and general insurance businesses.

Key risk exposures of the Company along with risk mitigation measures are provided in the table below. The risks furnished below are not exhaustive and assessment of risk is based on management perception.

Risk Category	Description	Risk Identification	Risk Mitigation Measures
Financial Risk	Risks that has a measurable impact on P&L viz., loss of revenue / higher costs / loss of opportunity etc.,	<ul style="list-style-type: none"> <li>Risks to raise capital on a timely basis to fund business operations of its group companies;</li> <li>Risks in meeting cash flow requirements of the company;</li> <li>Risk of loss of Dividend Income.</li> </ul>	<ul style="list-style-type: none"> <li>Monitor capital adequacy requirement on a continual basis.</li> <li>Meeting capital requirement through own / borrowed funds;</li> <li>Monitor investments such that investments mature to meet anticipated cash flow requirements.</li> <li>Investment portfolio shall include fixed deposits with Banks/ financial institutions and mutual funds for improved liquidity.</li> </ul>
Governance Risk	Risks that could arise due to in-effective governance of group companies.	<ul style="list-style-type: none"> <li>Exposure to regulators / stakeholders;</li> <li>Impact on the consolidated financial position of CFHL and share value.</li> </ul>	<ul style="list-style-type: none"> <li>Monitor business operations of the group companies periodically by CFHL.</li> <li>Ensure adoption of comprehensive risk management framework by the group companies.</li> </ul>
Market Risk	Risks on account of adverse and un-anticipated market and economic conditions which could impact market value of investments.	<ul style="list-style-type: none"> <li>Downgrade in credit rating of banks &amp; financial institutions in which CFHL holds investments;</li> <li>Volatility in CFHL's share price in securities market.</li> </ul>	<ul style="list-style-type: none"> <li>Track market trends and economic forecasts by expert agencies;</li> <li>Undertake only such transactions permissible under applicable laws including the RBI guidelines.</li> </ul>
Reputation Risk	Risks on account of negative publicity, public perception or uncontrollable events which has an adverse impact on company's reputation	<ul style="list-style-type: none"> <li>Risk of deterioration in stakeholders' relationship viz., JV partners, shareholders, regulators etc.,</li> <li>Risk of loss of brand fee income.</li> </ul>	<ul style="list-style-type: none"> <li>Follow ethical code of conduct;</li> <li>Root cause analysis and action;</li> <li>Responsive to business environment.</li> </ul>

Risk Category	Description	Risk Identification	Risk Mitigation Measures
Compliance Risk	Non-adherence to the applicable laws / regulations	Risk exposure to legal penalties, financial forfeiture and material loss due to failure to act in accordance with statutory laws and regulations and internal policies / procedures.	<ul style="list-style-type: none"> <li>Monitor regulatory compliance through internal audit system;</li> <li>Effective systems in place to check compliances.</li> </ul>

Further, risks arising out of NBFC and insurance businesses constitute the dominant risks of the Company on a consolidated basis. The group companies have their own risk management framework in line with its strategic business operations as appropriate to the industry in which they operate. The risk management framework of NBFC and insurance businesses are broadly based on: clear understanding and identification of various risks, disciplined risk assessment by evaluating the probability and impact of each risk, measurement and monitoring of risks by establishing key risk indicators with thresholds for all critical risks and adequate review mechanism to monitor and control risks.

Business operations of each of the group companies, the risks faced by them, and the risk mitigation tools followed by them are reviewed periodically by the Risk Management Committees and the Boards of the respective group companies.

CIFCL's risk management division works as a value center by constantly engaging with the business and providing key insights into the portfolio based on data driven analysis. The key risks faced by CIFCL are credit risk, liquidity risk, interest rate risk, operational risk, reputational and regulatory risk, which are broadly classified as credit risk, market risk and operational risk. The in-house developed risk monitoring tool of CIFCL measures the movement of critical risks. This provides the level and direction of risks which are arrived at, based on the two-level risk thresholds for the identified key risk indicators and are aligned to the overall company's risk appetite framework approved by the Board.

The risk management framework of MSGICL broadly comprise of establishment of risk management policy, formulation of risk register, review of key risk exposures and asset liability management. Risk management activities of MSGICL are aligned to its corporate objectives, organisational priorities and designed to protect and enhance its reputation.

### CORPORATE GOVERNANCE

The Company firmly believes in committing itself to maintaining high standards of corporate governance. A report on corporate governance of the Company together

with a certificate from practicing company secretaries in accordance with the SEBI Listing Regulations is annexed to this Report as **Annexure II**. The Report further contains other details which are required to be provided in the Board's Report.

### BOARD MEETINGS

Five meetings of the Board were held during the year ended March 31, 2023. Further details on the Board meetings are disclosed in the Report on Corporate Governance.

### COMPOSITION OF THE AUDIT COMMITTEE

The Board has constituted an Audit Committee in terms of the applicable provisions of the Act, the SEBI Listing Regulations and the Master Directions of RBI. Details of terms of reference, composition and meetings of the committee are disclosed in the Report on Corporate Governance.

### BOARD EVALUATION

Pursuant to the provisions of section 134 of the Act and regulation 17 of the SEBI Listing Regulations, the Board of Directors have carried out an annual performance evaluation of the Board itself, the individual directors, various committees of the Board and the Chairman for FY 23. The manner in which the evaluation has been carried out is provided in the Report on Corporate Governance.

### POLICY ON BOARD NOMINATION AND REMUNERATION

The Board has formulated a policy for selection and appointment of directors, senior management and their remuneration. Details of which are furnished in the Report on Corporate Governance.

### CORPORATE SOCIAL RESPONSIBILITY ('CSR')

With the enactment of Corporate Social Responsibility (CSR) provisions in the Companies Act, 2013, the Company has framed a CSR Policy and the policy is available on the Company's website at <http://www.cholafhl.com/article/profile/967>. Pursuant to the provisions of section 135(5) of the Act, every company shall spend at least two percentage of its average net profits

made during the three immediately preceding financial year in pursuance of its CSR Policy. The Company does not have CSR obligations for FY 23. Therefore, annual report on CSR activities as required under the Act is not attached to this Report.

### RELATED PARTY TRANSACTIONS

The Company has formulated a policy on related party transactions. All transactions that were entered into by the Company with related parties during the financial year were in the ordinary course of business and on an arm's length basis. There were no materially significant related party transactions during the year which had potential conflict with the interests of the Company at large. Pursuant to section 134(3)(h) of the Act read with rule 8(2) of the Companies (Accounts) Rules, 2014, there were no transactions during the year to be reported under section 188(1) of the Act in Form AOC-2.

Necessary disclosures on related party transactions have been made in the notes to the financial statements. None of the Directors had any pecuniary relationships or transactions vis-a-vis the Company.

### HUMAN RESOURCES ('HR') AND PARTICULARS OF EMPLOYEES

Human Resources ('HR') are the valuable assets for the group. CFHL along with its group companies has a work force of more than 14,400 employees as at March 31, 2023. The group companies have robust HR management practices enabling achievement of organizational goals and key milestones through people. The safety and well-being of the employees continues to be focus area. The companies continue to emphasize on resourcing and talent planning strategies based on their functional and general management requirements in preparing the organisation for the future.

As on March 31, 2023, there were two employees on the rolls of CFHL. The information required to be disclosed under the provisions of section 197 of the Act read with rule 5 of the Companies (Appointment & Remuneration of Managerial Personnel) Rules, 2014 is appended as **Annexure III** to this Report.

### EMPLOYEE STOCK OPTION ('ESOP') SCHEMES

The Company's ESOP Schemes viz., Employee Stock Option Plan 2007 ('ESOP 2007') and Employee Stock Option Plan 2016 ('ESOP 2016') have been approved by the shareholders.

During the year there have been no fresh grants under either of the schemes. Details in respect of ESOP 2007 and ESOP 2016 as required under the applicable SEBI

regulations are displayed on the Company's website at <http://www.cholafhl.com/article/investors/554>. Both the schemes are in compliance with the SEBI (Employee Stock Option Scheme and Employee Stock Purchase Scheme) Guidelines, 1999 and SEBI (Share Based Employee Benefits) Regulations, 2014 respectively. There are no options outstanding under either of the schemes as at end of the year.

Vide the scheme of arrangement (demerger), employees of the Company were transferred to the resulting company, Tube Investments of India Ltd. The stock options granted by the Company prior to the effective date of demerger, i.e. August 1, 2017, continue to be held by the option grantees who are employees of the resulting company. During the year upon exercise of vested stock options by the eligible option grantees, 34,570 equity shares were allotted under ESOP 2016 scheme.

The certificate from the secretarial auditor, M/s. Srinidhi Sridharan & Associates, Practicing Company Secretaries confirming that ESOP 2007 and ESOP 2016 schemes have been implemented in accordance with the applicable regulations and shareholders' resolutions passed in the general meeting of the Company, will be available for the shareholders at the ensuing AGM.

### ENERGY CONSERVATION, TECHNOLOGY ABSORPTION AND FOREIGN EXCHANGE EARNINGS AND OUTGO

The Company has no activity relating to consumption of energy or technology absorption etc. and does not have any foreign exchange earnings. There was a foreign exchange outgo during the year by way of repatriation of dividend amounting to ₹0.31 Lakh (previous year: ₹0.31 Lakh).

### WHISTLEBLOWER / VIGIL MECHANISM

In compliance with the provisions of section 177(9) of the Act read with the Companies (Meetings of Board and its Powers) Rules, 2014, regulation 22 of the SEBI Listing Regulations and the SBR regulations of RBI, the Company has established a whistleblower / vigil mechanism for directors and employees to report genuine concerns. The mechanism provides for adequate safeguards against victimisation of persons using the mechanism and makes provision for direct access to the Chairman of the Audit Committee in appropriate or exceptional cases. The policy is available on the Company's website at <http://www.cholafhl.com/article/investors/34>.

## PREVENTION OF SEXUAL HARASSMENT AT WORKPLACE

Pursuant to the Sexual Harassment of Women at Workplace (Prevention, Prohibition & Redressal) Act, 2013, the Company has formulated a policy for prevention of sexual harassment at workplace. An internal complaints committee ('ICC') is in place to redress complaints received regarding sexual harassment. The policy extends to all employees (permanent, contractual, temporary and trainees). During the calendar year 2022 no referrals were received under the policy and no complaints were pending at the beginning and end of the year.

### SECRETARIAL AUDIT

Pursuant to the provisions of section 204 of the Companies Act, 2013 read with the Companies (Appointment and Remuneration of Managerial Personnel) Rules, 2014 and regulation 24A of the SEBI Listing Regulations, the Board appointed M/s. Srinidhi Sridharan & Associates, Practising Company Secretaries, to conduct the secretarial audit for the year ended March 31, 2023. The Report issued by the secretarial auditor in the prescribed form MR-3 is annexed to this Report as **Annexure IV**. The secretarial audit report does not contain any qualification, reservation or adverse remark by the secretarial auditor.

In compliance with regulation 24A of the SEBI Listing Regulations, the secretarial audit report of the Company's material subsidiary, Cholamandalam MS General Insurance Company Limited, for the year ended March 31, 2023 is annexed to this Report as **Annexure V**.

### COST RECORD AND COST AUDIT

Maintenance of cost records and requirements of cost audit as prescribed under the provisions of section 148(1) of the Act is not applicable to the Company.

### ANNUAL RETURN

Pursuant to the provisions of section 92(3) and section 134(3)(a) of the Companies Act, 2013, the annual return for the year ended March 31, 2023 is available on the Company's website at <http://www.cholafhl.com/article/subsidyfinancials/400>.

### COMPLIANCE WITH SECRETARIAL STANDARDS

The Company has complied with the Secretarial Standards on Meetings of the Board of Directors (SS-1) and Secretarial Standards on General Meetings (SS-2) issued by the Institute of Company Secretaries of India.

## MATERIAL CHANGES AND COMMITMENTS AFFECTING THE FINANCIAL POSITION OF THE COMPANY

There are no material changes and commitments, affecting the financial position of the Company which have occurred between March 31, 2023 and the date of this Report.

### BUSINESS RESPONSIBILITY AND SUSTAINABILITY REPORT

In terms of regulation 34(2)(f) of the SEBI Listing Regulations, annual report of top one thousand listed entities based on market capitalization, shall contain the Business Responsibility and Sustainability Report ('BRSR') describing the initiatives taken by the entity from an environmental, social and governance perspective. Accordingly, the Company has prepared BRSR, which indicates the Company's performance against the principles of the National Guidelines on Responsible Business Conduct. A copy of the BRSR is annexed to this Report as **Annexure VI**.

### DIRECTORS' RESPONSIBILITY STATEMENT

The Board of Directors confirm that the Company has in place a framework of internal financial control and compliance system, which is reviewed by the Audit Committee and the Board and independently reviewed by the internal auditors, statutory auditors and secretarial auditors. Further, pursuant to section 134(5) of the Companies Act, 2013, the Board of Directors confirm that:

- a) in the preparation of the annual financial statements for the year ended March 31, 2023, the applicable accounting standards have been followed and that there were no material departures therefrom;
- b) they have, in the selection of the accounting policies, consulted the statutory auditors and have applied their recommendations consistently and made judgments and estimates that are reasonable and prudent so as to give a true and fair view of the state of affairs of the Company as at March 31, 2023 and of the profit of the Company for the year ended on that date;
- c) they have taken proper and sufficient care for the maintenance of adequate accounting records in accordance with the provisions of the Companies Act, 2013, for safeguarding the assets of the Company and for preventing and detecting fraud and other irregularities;

- d) they have prepared the annual financial statements on a going concern basis;
- e) they have laid down internal financial controls to be followed by the Company and that such internal financial controls are adequate and were operating effectively during the year ended March 31, 2023; and
- f) proper system has been devised to ensure compliance with the provisions of all applicable laws and that such systems were adequate and operating effectively during the year ended March 31, 2023.

#### DECLARATIONS / AFFIRMATIONS

- There were no significant material orders passed by the regulators or courts or tribunals impacting the Company's going concern status and its operations in future.
- The Company does not carry on any activities other than those specifically permitted by the RBI for CICs.

RBI does not accept any responsibility or guarantee about the present position as to the financial soundness of the Company or the correctness of any of the statements or representations made or opinions expressed by the Company and for discharge of any liability by the Company.

Neither there is any provision in law to keep, nor does the Company keep any part of the deposits with RBI and by issuing a Certificate of Registration to the Company, RBI neither accepts any responsibility

nor guarantees the payment of deposits to any depositor or any person who has lent any sum to the Company.

- There are no applications made or any proceedings pending under the Insolvency and Bankruptcy Code, 2016 during the year.
- During the year, the Company had not made any one-time settlement with banks or financial institutions.

#### ACKNOWLEDGMENT

The Directors express their gratitude for the support and co-operation extended by the Ministry of Corporate Affairs, Securities and Exchange Board of India, Reserve Bank of India, Stock Exchanges and other statutory authorities. The Directors also wish to thank all investors, vendors, financial institutions, banks and joint venture partners for their continued support and faith reposed in the Company. The Board places on record its appreciation for the contribution made by the employees of the Company and its group companies across all levels.

On behalf of the Board

**M M Murugappan**

Chairman

DIN:00170478

Place : Chennai

Date : May 12, 2023

**Form AOC – 1****ANNEXURE I**

(Pursuant to first proviso to sub-section (3) of section 129 read with rule 5 of the Companies (Accounts) Rules, 2014)

**Statement containing salient features of the financial statements of subsidiaries / associate companies / joint ventures under Ind-AS****Part A - Subsidiaries**

(₹ in Crore)

SN.	Particulars / Name of the subsidiary	Cholamandam Investment and Finance Company Limited (CIFCL)	Cholamandam Securities Limited	Cholamandam Home Finance Limited	Cholamandam MS General Insurance Company Limited
		Subsidiaries of CIFCL			
1	Reporting period of the subsidiary	31-Mar-23	31-Mar-23	31-Mar-23	31-Mar-23
2	Reporting currency and exchange rate as on the last date of the relevant Financial year in the case of foreign subsidiaries.	Not applicable	Not applicable	Not applicable	Not applicable
3	Share capital	164.48	22.50	42.40	298.81
4	Reserves & surplus	14,131.57	28.22	24.21	1,598.38
5	Total assets	1,13,515.51	169.56	78.34	17,666.56
6	Total Liabilities	99,219.46	118.84	11.73	15,769.37
7	Investments	3,628.02	8.50	13.77	14,270.86
8	Turnover	12,977.98	51.54	81.88	5,370.01
9	Profit / (Loss) Before Tax	3,599.69	8.68	7.66	210.53
10	Provision for taxation	933.49	2.32	2.11	52.18
11	Profit / (Loss) After Tax	2,666.20	6.36	5.55	158.35
12	Proposed Dividend	35%	Nil	Nil	Nil
13	% of shareholding	45.36%	100.00%	100.00%	60.00%

**Notes:**

- Names of subsidiaries which are yet to commence operations - Nil
- Names of subsidiaries which have been liquidated or sold during the year - Nil

**Part B - Associates and Joint Ventures**

(₹ in Crore)

SN.	Particulars / Name of the Associate / Joint Venture (JV) Company	White Data Systems Private Limited (Associate of CIFCL)	Cholamandam MS Risk Services Limited (Joint Venture Company)	Vishvakarma Payments Private Limited (Associate of CIFCL)	Paytail Commerce Private Limited (Associate of CIFCL)	Payswiff technologies Private Limited (Joint Venture with CIFCL)
		Audited	Audited	Unaudited	Unaudited	Audited
1	Latest Audited Balance Sheet Date	31-Mar-23	31-Mar-23	31-Mar-23	31-Mar-23	31-Mar-23
2	Share of Associate / Joint Venture held by the Company on the year end					
	No. of Shares	12,75,917	9,89,979	2,100	27,482	28,16,117
	Amount of Investment (₹ in Cr)	8.00	0.99	0*	9.75	456.82
	Extent of Holding (%)	30.93%	49.50%	21.00%	16.29%	74.89%
3	Description of how there is significant influence	By way of shareholding	By way of shareholding	By way of shareholding	By way of shareholding and rights in share holding agreement	By way of shareholding and rights in share holding agreement
4	Reason why the Associate / Joint Venture is not consolidated	Not applicable	Not applicable	Not applicable	Not applicable	Not applicable
5	Net worth attributable to shareholding as per latest audited Balance Sheet (₹ in Cr)	8.64	37.29	0.01	0.02	7.78
6	Profit / (Loss) for the year (₹ in Cr)	(5.42)	6.82	0*	(7.07)	(11.49)
	i. Considered in Consolidation	(1.67)	3.38	0*	(1.15)	(8.60)
	ii. Not Considered in Consolidation	(3.75)	3.44	0*	(5.92)	(2.89)

\* Amount involved is less than ₹1 crore

**Notes:**

- Names of associates/joint ventures which are yet to commence operations - Nil
- Names of associates/joint ventures which have been liquidated or sold during the year - Nil

**For and behalf of the Board**

**Sridharan Rangarajan**  
Director  
DIN:01814413

**M M Murugappan**  
Chairman  
DIN:00170478

**E Krithika**  
Company Secretary

**N Ganesh**  
Manager & Chief Financial Officer

Place : Chennai  
Date : May 12, 2023



## Report on Corporate Governance

## ANNEXURE II

Corporate Governance is about transparency, accountability and reliability of any organisation. It is also about how an organization is managed and defines the relationships between its corporate and business structure, its culture, policies and various stakeholders. Key elements in corporate governance include transparency, internal controls, risk management and internal / external communications.

### CORPORATE GOVERNANCE PHILOSOPHY

Cholamandalam Financial Holdings Limited ('CFHL') being a part of the Murugappa Group, has always believed in and practiced various elements of corporate governance. The Company is committed to the highest standards of corporate governance in all its spheres of activities and processes. The Board recognizes that governance expectations are constantly evolving, and it is committed in keeping its standards of corporate governance under review to meet both letter and spirit of the law and its own demanding levels of business ethics.

The Company believes that sound corporate governance practices are crucial to the smooth, effective, and transparent operations of a Company. Everything the Company does is defined and conditioned by the highest standards of governance, which serve its values. CFHL is committed to uphold the core values of integrity, passion, responsibility, quality, and respect in dealing with its stakeholders in pursuing its spirit of enhancing corporate governance at all times.

The Company firmly believes in and follows the Arthashastra quote: "The fundamental principle of economic activity is that no man you transact will lose, then you shall not". The corporate governance philosophy of CFHL is driven by the following fundamental principles:

- Adhere to corporate governance standards beyond the letter of law;
- Maintain transparency and high degree of disclosure levels;
- Maintain a clear distinction between the personal and corporate interest;
- Have a transparent corporate structure driven by business;
- Ensure compliance with applicable laws.

### BOARD OF DIRECTORS

The primary responsibility of the Board of Directors is to foster the Company's short and long-term success through sustainable continuance and progress of its

business, and thereby create value for its stakeholders. The role of the Board includes responsibilities to oversee the conduct of the Company's business and to supervise and support the management which is responsible for the day-to-day operations.

The Company's Board comprises of eminent professionals from diverse areas viz., banking and financial services, manufacturing, technology and general management. The independent directors are professionals, possessing wide experience and expertise in their areas of function. They provide independent judgment, external perspective and objectivity on the issues which are placed before them.

### Composition of the Board

The Board has been constituted in an appropriate manner comprising independent and non-independent directors to ensure proper governance and management. The composition of the Board is in compliance with the provisions of section 149 of the Companies Act, 2013 ('the Act') and regulation 17 of the SEBI (Listing Obligations and Disclosure Requirements) Regulations, 2015 ('the SEBI Listing Regulations'). As on March 31, 2023, the Company's Board comprised of six directors including three independent directors (including a woman independent director) and three non-independent directors. The Chairman of the Board, Mr. M M Murugappan, is a Non-Executive and Non-Independent Director. The directors are elected based on their qualifications and expertise in varied fields as well as industry in which the Company operates. All directors meet the fit and proper criteria stipulated under the Master Directions - Core Investment Companies (Reserve Bank) Directions, 2016 ('RBI Master Directions'). During the year, there were no changes in the composition of the Board.

The size of the Board is commensurate with the Company's nature of business operations. There is no relationship between the directors inter-se. None of the directors on the Board hold directorships in more than ten public companies. A brief profile of the directors is provided in the annual report for information of the shareholders.

### Independent Directors

The Independent Directors, Mr. B Ramaratnam, Mrs. Vasudha Sundararaman and Mr. K Balasubramanian have submitted declarations stating that they meet the

criteria of independence as stipulated under section 149(6) of the Act and regulation 16(1)(b) of the SEBI Listing Regulations. The maximum tenure of the Independent Directors is in compliance with the Act and SEBI Listing Regulations. Based on the declarations received from the independent directors, the Board confirms that in its opinion the independent directors fulfil the conditions specified under the Act and SEBI Listing Regulations and are independent of the management. All the Independent Directors are also in compliance with the limit on directorships in listed companies as prescribed under regulation 17A of the SEBI Listing Regulations. In terms of the provisions of schedule IV of the Act and regulation 25(3) of the SEBI Listing Regulations, a meeting of the independent directors was held on March 28, 2023 without the presence of non-independent directors and members of the management. The meeting was attended by all the independent directors. At the meeting, the independent directors had discussions inter-alia for: a) evaluation of the performance of non-independent directors and the Board of Directors as a whole; b) evaluation of the performance of the Chairman of the Company taking into consideration the views of all directors; c) evaluation of the quality, content and timeliness of flow of information between the management and the Board that is necessary for the Board to effectively and reasonably perform its duties.

### Board Functioning and Procedure

The Board plays a pivotal role in ensuring good governance and functioning of the Company. The Board of Directors meet at regular intervals to discharge its duties. The Company has a well-established practice with regard to deciding the dates of meetings. Annual calendar for the meetings of the Board is finalised early in consultation with all Board members. A minimum of four Board meetings are held each year. Meetings of the Committees of the Board are also planned and scheduled along with the Board meetings. Review and approval of financial statements of the Company, review of business performance of subsidiary/associate companies, approval of investments and approval of annual business plan constitute the primary business of the Board besides reviewing the compliance matters. In case of matters that require urgent decisions, approval of the Board/Committee is sought by means of resolutions passed by circulation, as permitted by law, which is noted in the subsequent meeting.

The Company ensures that timely and relevant information is made available to all directors to facilitate their effective participation and contribution during the

meetings. The notice of Board/Committee Meetings of the Board is given well in advance to all the directors (unless the meeting is held by shorter notice for which requisite consent is obtained). The agenda for the meetings together with the relevant annexures are circulated in advance to enable the Board to take informed decisions. Periodic presentations are made at the Board and Committee meetings on performance updates of the Company as well as its group companies. The Board also has complete access to the management to seek clarifications on any matter of discussion. Information as required under regulation 17(7) of the SEBI Listing Regulations is submitted to the Board on a quarterly basis. Besides the senior management of the Company, business/function heads of group companies are invited to the Board/Committee meetings to present business perspective and risk management framework of their respective businesses on a need basis.

### Meetings and Attendance

The meetings of the Board and Committees are usually held at the Company's registered office in Chennai. The Act read with the rules made there under, facilitates the participation of a director in board/committee meetings through video conferencing ('VC') or other audio-visual means. Accordingly, the Company provides the facility for directors to participate in the meetings of the Board and Committees through audio-visual mode.

Five meetings of the Board were held during the year ended March 31, 2023 on the following dates: May 11, 2022, August 10, 2022, November 8, 2022, February 9, 2023 and March 28, 2023. Maximum gap between two Board meetings did not exceed one hundred and twenty days during the year. The attendance (including attendance through VC) of each director at the Board meetings held during the year ended March 31, 2023 and at the 73<sup>rd</sup> Annual General Meeting ('AGM') of the Company held on August 10, 2022 is given in the table below:

SN.	Name of the Director	No. of Board meetings attended	Attendance at the 73 <sup>rd</sup> AGM
1.	Mr. M M Murugappan	4(5)	Present
2.	Mr. B Ramaratnam	5(5)	Present
3.	Mrs. Vasudha Sundararaman	5(5)	Present
4.	Mr. K Balasubramanian	5(5)	Present
5.	Mr. Vellayan Subbiah	5(5)	Present
6.	Mr. Sridharan Rangarajan	5(5)	Present

## Directorships and Committee memberships of directors

(i) Details of number of directorships and committee positions held by the directors and their shareholding in CFHL as on March 31, 2023 are given in the table below:

SN.	Name of the Director	Category of directorship	No. of directorships including CFHL (Out of which as Chairman) <sup>1</sup>	No. of committee memberships including CFHL (Out of which as Chairman) <sup>2</sup>	No. of shares held in CFHL <sup>3</sup>
1.	Mr. M M Murugappan	Chairman / Promoter / NED	10(5)	3(2)	8,42,405 equity shares of ₹1/- each
2.	Mr. B Ramaratnam	NED / ID	4	5(4)	Nil
3.	Mrs. Vasudha Sundararaman	NED / ID	2	2	Nil
4.	Mr. K Balasubramanian	NED / ID	2	1	Nil
5.	Mr. Vellayan Subbiah	Promoter / NED	9(2)	3(1)	Nil
6.	Mr. Sridharan Rangarajan	NED	8	5	Nil

(ii) Details of directorships held by the directors in other listed entities as on March 31, 2023 are given in the table below:

SN.	Name of the Director	Category of directorship	Name of the Listed Entity
1.	Mr. M M Murugappan	Chairman / NED	Carborundum Universal Limited
		Chairman / NED	Cholamandalam MS General Insurance Company Limited <sup>4</sup>
		Chairman / NED	Cyient Limited
2.	Mr. B Ramaratnam	NED / ID	Redington Limited
3.	Mrs. Vasudha Sundararaman	NED / ID	Rane (Madras) Limited
4.	Mr. K Balasubramanian	NED / ID	-
5.	Mr. Vellayan Subbiah	Chairman / NED	Cholamandalam Investment and Finance Company Limited
		Executive Vice-Chairman (WTD)	Tube Investments of India Limited
		Chairman / NED	CG Power and Industrial Solutions Limited
		NED	SRF Limited
6.	Mr. Sridharan Rangarajan	NED	E.I.D.- Parry (India) Limited
		WTD (Finance & Strategy)	Carborundum Universal Limited
		NED	Cholamandalam MS General Insurance Company Limited <sup>4</sup>

NED: Non-Executive Director, ID: Independent Director, WTD: Whole-Time Director

<sup>1</sup> includes directorships in public/private/section 8 companies and excludes foreign companies

<sup>2</sup> includes only memberships in Audit Committee and Stakeholders Relationship Committee

<sup>3</sup> includes individual holding and holdings in the capacity as karta of HUF

<sup>4</sup> the entity is debt listed

## Core Skills / Expertise / Competencies

The core skills / expertise / competencies identified by the Board which in its opinion are pertinent for effective functioning of the Company are Finance, Governance, Strategy, General Management and Technology. All of these skills / expertise / competencies are currently available with the Board.

The names of directors who have such skills / expertise / competence are given below:

SN.	Name of the Director	Skills / Expertise / Competencies
1.	Mr. M M Murugappan	Finance, Governance, Strategy, General Management & Technology
2.	Mr. B Ramaratnam	Finance, Governance, Strategy & Technology
3.	Mrs. Vasudha Sundararaman	Finance, Governance, Strategy & General Management
4.	Mr. K Balasubramanian	Finance, Governance, Strategy & Technology
5.	Mr. Vellayan Subbiah	Finance, Governance, Strategy, General Management & Technology
6.	Mr. Sridharan Rangarajan	Finance, Governance, Strategy & Technology

### Training and Induction

At the time of appointment of a director on the Board, the incumbent director is provided with a directors' handbook comprising the compendium of the role, powers, duties and responsibilities of a director including code of conduct of the Company, the compliance obligations and disclosure requirements under the Act and the SEBI Listing Regulations. The handbook also provides the directors with an insight into the Group's practices. The Board members are also provided with the necessary documents, reports and internal policies to enable them to familiarise with the Company's procedures and practices.

A formal letter of appointment is given to independent directors at the time of appointment which sets out the role and duties of an independent director. The terms and conditions of appointment of independent directors is available on the Company's website at <http://www.cholafhl.com/article/investors/466>.

The Company has in place familiarisation programme for directors with regard to their roles, duties, rights, responsibilities in the company. Directors are familiarised with the organisational set-up, businesses including its associate/subsidiary/JV companies, the environment in which it operates and relevant information pertaining to the company and its group companies. Details of familiarisation programme are available on the website at: <http://www.cholafhl.com/article/investors/858>.

### Performance Evaluation

Pursuant to the provisions of section 134 of the Act read with the rules made thereunder, schedule IV to the Act and the SEBI Listing Regulations, the Board carried out an annual evaluation of its own performance, its Committees and individual directors. The evaluation was

carried out through an online module using structured assessment forms. The assessment questionnaires cover various parameters. The parameters for Board evaluation inter alia include Board's structure, governance, dynamics & functioning and financial reporting process. The criteria for assessment of individual directors include attendance, effective participation at the meetings and familiarity with the Company's business and policies and the criteria for assessment of Board Committees include frequency of the meetings and effective functioning of the Committee. The Directors duly completed and submitted the questionnaires providing their feedback. The performance evaluation of self/peer was carried out by the Board based on feedback received from the individual directors. The Board carried out the Committee evaluation based on feedback received from the respective Committee members. The performance evaluation of the Board as a whole, non-independent directors and the Chairman were carried out by the independent directors at their separate meeting. The non-independent directors carried out performance evaluation of independent directors including fulfilment of the criteria of independence and their independence from the management.

### COMMITTEES OF THE BOARD

Various Committees have been constituted by the Board in terms of regulatory requirements and to oversee operational/strategic matters thereby supporting the Board in discharging its duties efficiently. The Committees of the Board are Audit Committee, Nomination & Remuneration Committee, Stakeholders Relationship Committee and Risk Management Committee. The Board at the time of constitution of committees approves the terms of reference of each committee. The minutes of the meetings of the committees of the Board are circulated to the Board for noting. Recommendations of the Committees on various matters are placed before the Board for approval. The Board accepted all recommendations of the Committees of the Board, during the year.

#### Audit Committee

The Audit Committee has been constituted pursuant to the provisions of section 177 of the Act, regulation 18 of the SEBI Listing Regulations and the RBI Master Directions.

#### Brief terms of reference

- Oversee the company's financial reporting process and disclosure of its financial information;
- Review financial statements and auditors' report before submission to the Board;

- Recommend appointment, remuneration and terms of appointment of auditors of the company;
- Approve related party transactions and subsequent material modifications to related party transactions;
- Scrutiny of inter-corporate loans and investments;
- Evaluate internal financial controls and risk management systems;
- Review and monitor the auditor's independence and performance and effectiveness of audit process;
- Review internal audit scope / plan and findings;
- Approve the appointment of Chief Financial Officer (or any other person heading the finance function or discharging that function) after assessing the qualifications, experience, background etc., of the candidate;
- Review functioning of whistle blower mechanism and oversee the vigil mechanism of the company;
- Review compliance with the provisions of Securities and Exchange Board of India (Prohibition of Insider Trading) Regulations, 2015;
- Review utilization of loans and/ or advances from/ investment in the subsidiary exceeding rupees 100 crore or 10% of the asset size of the subsidiary, whichever is lower including existing loans / advances / investments.

#### **Composition**

As on March 31, 2023 the Committee comprised of four members viz., Mr. B Ramaratnam (Chairman), Mrs. Vasudha Sundararaman, Mr. K Balasubramanian and Mr. Sridharan Rangarajan. All members of the audit committee are financially literate and have knowledge of financial management and accounts. Mr. B Ramaratnam, Chairman of the Audit Committee attended the AGM of the Company held on August 10, 2022. The Company Secretary is the secretary of the audit committee. In order to acquaint the members of their roles and responsibilities, a handbook on Audit Committee is provided to them at the time of induction.

#### **Meetings and Attendance**

The Committee met five times during the year ended March 31, 2023. The statutory auditor and internal auditors are invited to attend quarterly meetings of the Committee. The Manager & Chief Financial Officer is invited to attend all meetings of the Audit Committee. During the year the independent directors who are members of the Audit Committee had two meetings on May 11, 2022 and February 9, 2023 with the representatives of the statutory auditors without the presence of management of the Company.

The attendance (including attendance through VC) of each member at the committee meetings held during the year is given in the table below:

Name of the Member	Category of directorship	No. of meetings attended
Mr. B Ramaratnam (Chairman)	NED / ID	5(5)
Mrs. Vasudha Sundararaman	NED / ID	5(5)
Mr. K Balasubramanian	NED / ID	5(5)
Mr. Sridharan Rangarajan	NED	5(5)

*NED: Non-Executive Director, ID : Independent Director*

#### **Nomination & Remuneration Committee**

The Nomination & Remuneration Committee has been constituted in terms of section 178 of the Act, regulation 19 of the SEBI Listing Regulations and the RBI Master Directions.

#### **Brief terms of reference**

- Formulate the criteria for determining qualifications, positive attributes and independence of a director and recommend to the Board a policy relating to, the remuneration for the directors, key managerial personnel and other employees;
- Formulate the criteria for evaluation of performance of independent directors and the Board;
- Identify persons who are qualified to become directors, recommend to the Board any new appointments including re-appointments and the tenure of office and their removal;
- Determine the manner for effective evaluation of Board performance, its committees and individual directors and review its implementation and compliance;
- Devise a policy on Board diversity;
- Recommend to the Board the remuneration including commission payable to non-executive directors subject to the statutory limits;
- Recommend to the Board all remuneration, in whatever form, payable to the senior management;
- Implement, administer and monitor the Employee Stock Option Plan / Schemes of the Company.

#### **Composition**

As on March 31, 2023 the Committee comprised of three members viz., Mrs. Vasudha Sundararaman (Chairperson), Mr. M M Murugappan and Mr. K Balasubramanian.

#### **Meetings and Attendance**

The Committee met twice during the year ended March 31, 2023. The attendance (including attendance

through VC) of each member at the Committee meetings held during the year is given in the table below:

Name of the Member	Category of directorship	No. of meetings attended
Mrs. Vasudha Sundararaman (Chairperson)	NED / ID	2(2)
Mr. M M Murugappan	NED	2(2)
Mr. K Balasubramanian	NED / ID	2(2)

NED: Non-Executive Director, ID : Independent Director

### Remuneration to Directors

The success of any organisation in achieving good performance and governance depends on its ability to attract quality individuals as executive and independent directors. The compensation to the non-executive directors takes the form of commission on profits paid in proportion to their tenure on Board. Though the shareholders have approved payment of commission up to one per cent of the net profits of the Company for each year calculated as per the provisions of the Companies Act, 2013, the actual commission paid to the directors will be restricted to a fixed sum. The sum is reviewed periodically taking into consideration various factors such as performance of the Company, time devoted by the directors in attending to the affairs and business of the Company and the extent of responsibilities cast on the directors under various laws and other relevant factors. Subject to availability of adequate profits, the commission payable to each non-executive director has been fixed at ₹7,50,000/- each proportionate to the period of office of directorship held by them. The non-executive directors are also paid sitting fees subject to the statutory ceiling for all Board and Committee meetings attended by them. The directors are paid sitting fee of ₹50,000/- each for attending every meeting of the Board and Audit Committee and ₹30,000/- each for every meeting of other committees of the Board.

Details of commission payable / sitting fees paid to non-executive directors for the year ended March 31, 2023 are given in the table below:

(in ₹)

SN.	Name of the Director	Commission*	Sitting Fee	Total
1.	Mr. M M Murugappan	7,50,000	4,10,000	11,60,000
2.	Mr. B Ramaratnam	7,50,000	6,80,000	14,30,000
3.	Mrs. Vasudha Sundararaman	7,50,000	5,60,000	13,10,000
4.	Mr. K Balasubramanian	7,50,000	5,60,000	13,10,000
5.	Mr. Vellayan Subbiah	7,50,000	2,50,000	10,00,000
6.	Mr. Sridharan Rangarajan	7,50,000	6,80,000	14,30,000
	<b>Total</b>	<b>45,00,000</b>	<b>31,40,000</b>	<b>76,40,000</b>

\* Payment of Commission is subject to deduction of tax and adoption of accounts by shareholders at the ensuing 74<sup>th</sup> AGM

### Policy - Board Diversity, Board Nominations and Remuneration

In compliance with the requirements of the Companies Act, 2013, the Board on recommendation of the Nomination & Remuneration Committee, has adopted the following policies:

- Board Diversity policy;
- Policy on Board nominations;
- Remuneration Policy for Directors, Key Managerial Personnel and other employees of the Company.

The above policies are available on the Company's website at <http://www.cholafhl.com/article/investors/600>.

The Board Diversity Policy sets out the approach to diversity on the Board of the Company in order to ensure a process which is transparent with diversity of thought, experience, knowledge, perspective and gender on the Board.

The Nomination & Remuneration Committee is responsible for identifying persons for nomination as directors and evaluating incumbent directors. The policy for Board nomination lays down qualifications, positive attributes and independence criteria for Board positions and re-appointment of directors. The Board while considering a person for appointment as director, determines suitability of the person based on qualification, track record, expertise, integrity and ensures that the appointee fulfills the 'fit and proper' criteria for directors.

The remuneration policy provides a framework to ensure reasonableness and sufficiency of remuneration so that the company attracts, retains and motivates resources. The policy reflects remuneration philosophy of the group and considers factors to ensure pay structures are appropriately aligned. During the year the remuneration policy has been reviewed to align with the requirements of the Scale Based Regulation (SBR) framework notified by RBI vide circular dated October 22, 2021.

### Performance evaluation criteria for independent directors

Non-independent directors carried out the performance evaluation of independent directors including fulfilment of the independence criteria as specified in the Act and the SEBI Listing Regulations. The evaluation is based on the criteria including their ability to maintain independence from the entity and exercise his/her opinion freely on the matters discussed at the meetings.

### Stakeholders Relationship Committee

The Committee has been constituted pursuant to the provisions of section 178 of the Act and regulation 20 of the SEBI Listing Regulations.

**Brief terms of reference**

- Approve transfer and transmission of shares / debentures, splitting and consolidation of shares / debentures / warrants certificates, transposition of names of holders and issue of renewed and duplicate share / debenture / warrant certificates;
- Formulate shareholders servicing plans and policies in line with Corporate Governance plans and develop the standards therefor;
- Consider and resolve grievances of security holders of the Company;
- Monitor and review the mechanism of share transfers, dividend payments, dematerialisation process, sub-divisions, consolidations, issue of duplicate certificates etc., and to determine and set standards for processing of the same;
- Review adherence to the service standards in respect of various services rendered by the Registrar & Share Transfer Agent;
- Review share transfers to the Investors Education and Protection Fund and the related matters including processing claims of shareholders from IEPF account and unclaimed suspense account of the Company.

**Composition**

As on March 31, 2023, the Committee comprised of three members viz., Mr. M M Murugappan (Chairman), Mr. B Ramaratnam and Mr. Sridharan Rangarajan. Mrs. E Krithika, Company Secretary is the Compliance Officer.

**Meetings and Attendance**

Two meetings of the Committee were held during the year ended March 31, 2023. The attendance of each member at the committee meetings held during the year is given in the table below:

Name of the Member	Category of directorship	No. of meetings attended
Mr. M M Murugappan (Chairman)	NED	2(2)
Mr. B Ramaratnam	NED / ID	2(2)
Mr. Sridharan Rangarajan	NED	2(2)

NED: Non-Executive Director, ID: Independent Director

**Risk Management Committee**

The Committee has been constituted pursuant to the provisions of regulation 21 of the SEBI Listing Regulations and the RBI Master Directions.

**Brief terms of reference**

- Formulate a detailed risk management policy for the Company;

- Ensure that appropriate methodology, processes and systems are in place to monitor and evaluate risks associated with the business of the Company;
- Monitor and oversee implementation of the risk management policy, including evaluating the adequacy of risk management systems;
- Review the risk management policy, after considering the changing dynamics and evolving complexity;
- Review the process for systematic identification and assessment of the business risks including cyber security.

**Composition**

As on March 31, 2023, the Committee comprised of four members viz., Mr. M M Murugappan (Chairman), Mr. B Ramaratnam, Mr. Sridharan Rangarajan and Mr. N Ganesh (Manager & Chief Financial Officer).

**Meetings and Attendance**

The Committee met four times during the year ended March 31, 2023. The attendance of each member at the committee meetings held during the year is given in the following table:

Name of the Member	Category of directorship / Designation	No. of meetings attended
Mr. M M Murugappan (Chairman)	NED	3(4)
Mr. B Ramaratnam	NED / ID	4(4)
Mr. Sridharan Rangarajan	NED	4(4)
Mr. N Ganesh	Manager & Chief Financial Officer	4(4)

NED: Non-Executive Director, ID: Independent Director

In terms of the RBI Master Directions, the Board constituted an Asset Liability Management Committee ('ALCO'). The role of ALCO inter-alia includes a) analysis and monitor the liquidity risk profile of the Company; b) decision on maturity profile and mix of incremental assets and liabilities; c) management of liquidity risks and oversee liquidity position of the Company; d) implementation of liquidity risk management strategy. Mr. Sridharan Rangarajan (Head), Mr. N Ganesh, Manager & CFO and Mrs. E Krithika, Company Secretary are members of the Committee. The ALCO met three times during the year.

**SUBSIDIARY COMPANIES**

Cholamandalam MS General Insurance Company Limited ('CMSGICL') is a material subsidiary of the Company as per regulation 16(1)(c) of the SEBI Listing

Regulations. CMSGICL was incorporated on November 2, 2001 at Chennai. M/s. Sharp and Tannan ('S&T'), Chartered Accountants, and M/s. R.G.N Price & Co. ('RGN'), Chartered Accountants, are the joint statutory auditors of CMSGICL. S&T and RGN were re-appointed for a second term of five years each with effect from July 28, 2020 and July 29, 2021 respectively. The directors, Mr. M M Murugappan and Mr. Sridharan Rangarajan are also on the Board of CMSGICL. Pursuant to the SEBI Listing Regulations, policy on material subsidiaries has been formulated by the Board. The policy is available on the Company's website at <http://www.cholafhl.com/article/investors/475>.

The Audit Committee reviews the financial performance of group companies and investments made by the subsidiary companies. The minutes of board meetings of the subsidiary companies are placed before the Board at its quarterly meetings along with a statement of significant transactions and arrangements if any, entered into by them. The Board reviews business performance of subsidiary companies periodically besides review of their annual business plan.

#### RELATED PARTY TRANSACTIONS

Prior approval of the Audit Committee is obtained for all transactions with related parties. An omnibus approval of the Committee is obtained at the commencement of the year, for related party transactions proposed to be entered into by the Company. The Audit Committee reviews the details of related party transactions entered into by the Company at its quarterly meetings. Disclosure of transactions with related parties as required under applicable accounting standards is given in Note 22 and Note 40 of the standalone and consolidated financial statements respectively. In compliance with regulation 23(9) of the SEBI Listing Regulations, the Company submits to the stock exchanges disclosures of related party transactions in the prescribed format and the same is published on the Company's website. The Board has formulated a policy on related party transactions. Copy of the policy is available on CFHL's website at: <http://www.cholafhl.com/article/investors/476>.

#### CRITERIA FOR APPOINTMENT IN SENIOR MANAGEMENT

The Nomination & Remuneration Committee is responsible for identifying persons who are qualified to be appointed in senior management. In terms of section 178 of the Act, the Committee has formulated criteria for the appointment of personnel in senior management comprising attributes viz., personal traits, competencies

experience and background. These attributes are considered for nominating candidates for senior management position.

#### SUCCESSION PLANNING

The Company has a mechanism in place for ensuring orderly succession of appointments to the Board and to senior management positions.

#### MEANS OF COMMUNICATION

The audited as well as un-audited financial results of the Company are informed to the stock exchanges as soon as these are approved by the Board. Financial results are published in English in 'Business Standard' and 'The New Indian Express' and in Tamil in 'Dinamani'. A press release is given along with the publication of the quarterly / annual results, explaining the business environment and performance in order to enable the investing community to understand the financial results better.

The financial results, shareholding pattern, corporate governance report, corporate announcements, press release and other communications to stock exchanges are available under the 'Investors' section on the Company's website. The Company also schedules calls with investors immediately after declaration of financial results to brief them on the performance of the Company. In terms of regulation 46 of the SEBI Listing Regulations, the presentations, audio recordings and transcripts of investors call on performance of the Company are submitted to stock exchanges and also made available on the Company's website. Disclosures and other regulatory communications are intimated in electronic mode through web portals of stock exchanges for dissemination of such information to the public at large. The aforesaid details are available on the Company's website at <https://www.cholafhl.com/qreport>

The Company usually sends annual report, intimation of dividend payment, notices for general meetings and postal ballot by e-mail to those shareholders whose e-mail addresses are registered with the Company / Depository Participants and in hard copies to those shareholders whose e-mail addresses are not registered. In view of the relaxation provided by the Ministry of Corporate Affairs and the Securities and Exchange Board of India ('SEBI'), the Annual Report for FY 22-23 and the notice convening the 74<sup>th</sup> AGM are being sent by the Company in electronic form to the registered e-mail addresses of the shareholders. Shareholders who have not registered their e-mail address may refer to the procedure provided in the Notice to obtain the aforesaid documents.



## INVESTOR SERVICE

The Company attends to investors' queries / grievances in a timely manner and valid requests for share transfers and transmissions are processed within the regulatory time frame. KFin Technologies Limited ('KFin') is the Company's Registrar and Share Transfer Agent. Share transfers, transmissions, issue of duplicate share certificate(s), etc., as well as requests for dematerialization/rematerialisation are processed by KFin at periodical cycles. During the year, five investor complaints were received and all the complaints were resolved to the investor's satisfaction. No complaints were pending as of March 31, 2023. In order to expedite the redressal of complaints, investors are requested to register their complaints to the exclusive e-mail address: [investorservices@cfhl.murugappa.com](mailto:investorservices@cfhl.murugappa.com) for monitoring follow up action taken.

Further, the investor complaints are processed in a centralized web-based complaints redress system of SEBI (SCORES). The salient features of this system are: centralized database of all complaints, online upload of Action Taken Report (ATRs) by concerned companies and online viewing by investors of actions taken on the complaint and its current status.

## STATUTORY COMPLIANCE

The Company has systems in place to remain updated with changes in statutes and the means of compliance. An affirmation regarding compliance with the applicable statutes by the Compliance Officer is placed before the Board on a quarterly basis besides circulation of compliance highlights along with the agenda notes.

## INTERNAL CONTROLS

The Company is conscious of the importance of internal processes and controls. The Company has adequate internal control systems and review mechanisms in place commensurate with the nature of its business and size. These systems are regularly reviewed and improved upon. In terms of regulation 17(8) of the SEBI Listing Regulations, a certificate from the Manager & Chief Financial Officer with regard to financial statements and internal control systems has been submitted to the Board.

## DISCLOSURES REGARDING COMMODITY PRICE RISK AND HEDGING ACTIVITIES

The Company is an investment company and does not have exposure to commodity risks and hedging activities.

## WHISTLEBLOWER/VIGIL MECHANISM

The Company has established a whistleblower/vigil mechanism for the employees and the directors as an

avenue to voice concerns relating to unethical behaviour, actual or suspected fraud or violation of the Company's Code of Conduct. The Ombudsperson appointed by the Board deals with the complaints received and ensures appropriate action. Report from Ombudsperson is placed before the Audit Committee every quarter. The mechanism also provides for adequate safeguards against victimisation of persons using the mechanism and provides direct access to the chairperson of the Audit Committee in exceptional cases. During the year, no personnel have been denied access to the Audit Committee.

## DIVIDEND DISTRIBUTION POLICY

The Company has formulated a dividend distribution policy as required under regulation 43A of the SEBI Listing Regulations. The policy is available on the company's website at: <http://www.cholafhl.com/article/investors/601>.

## FEES PAID TO STATUTORY AUDITOR / NETWORK FIRM / NETWORK ENTITY OF WHICH THE STATUTORY AUDITOR IS A PART

Total fees for all services paid by the Company and its subsidiaries, on a consolidated basis, to the statutory auditor and all entities in the network firm / network entity of which the statutory auditor is a part, for the year ended March 31, 2023, is furnished in the table below:

(₹ in Crore)

Particulars	Amount
Fees for audit and related services paid to M/s. Sharp & Tannan Associates and its Affiliates firms and to entities of the network of which the statutory auditor is a part	0.605
Other fees paid to M/s Sharp & Tannan Associates & Affiliates firms and to entities of the network of which the statutory auditor is a part	-
<b>Total</b>	<b>0.605</b>

## CODE OF CONDUCT

The Board has laid down a code of conduct for all directors and senior management of the Company as required under regulation 17 of the SEBI Listing Regulations. The code is available on the Company's website at <http://www.cholafhl.com/article/investors/33>. The senior management personnel of the Company have made disclosures to the Board confirming that there are no material financial and/ or commercial transactions between them and the Company that could have potential conflict of interest with the Company at large.

The directors and the senior management personnel have furnished affirmation of compliance with the code for the year ended March 31, 2023. A declaration of affirmation

in this regard certified by the Manager & Chief Financial Officer is annexed to this report.

### PROHIBITION OF INSIDER TRADING

The Company has framed and adopted a code of conduct to regulate, monitor and report trading by designated persons in the securities of the Company (Code for designated persons), as required under the Securities and Exchange Board of India (Prohibition of Insider Trading) Regulations, 2015 ('SEBI PIT Regulations'). The Code requires pre-clearance for dealing in the Company's shares for all transactions by the designated persons and prohibits the purchase or sale of Company securities by designated persons while in possession of unpublished price sensitive information ('UPSI') in relation to the Company. Further, trading in Company's securities is also prohibited for designated persons during the period when the trading window is closed. The policy containing procedures for conducting inquiry in case of leakage of UPSI or suspected leakage of UPSI forms part of the Code for designated persons.

Further, in terms of the aforesaid regulations, the Company has formulated a code for fair disclosure of UPSI and a policy for determination of 'legitimate purposes' for communicating / procuring UPSI. The Code for fair disclosure is available on the Company's website at <http://www.cholafhl.com/article/investors/493>.

### COMPLIANCE WITH CORPORATE GOVERNANCE NORMS

The Company has complied with all mandatory requirements of corporate governance norms as specified under the SEBI Listing Regulations. The requirements stipulated in regulation 17 to 27 and clauses (b) to (i) of sub regulation (2) of regulation 46 of the SEBI Listing Regulations to the extent applicable to the Company have been complied with.

The Company is compliant with the following discretionary requirements as prescribed in Schedule II Part E of the SEBI Listing Regulations: a) the Company does not have a CEO / MD. Hence the requirement of separate posts of Chairman and CEO/MD is not applicable b) the Company's financial statements for the year 2022-23 are with unmodified audit opinion c) the Internal Auditor directly reports to the Audit Committee.

### CERTIFICATE ON CORPORATE GOVERNANCE

M/s. Srinidhi Sridharan & Associates, Practicing Company Secretaries, have issued a certificate regarding compliance with the provisions relating to corporate governance as per Chapter IV of the SEBI Listing Regulations. The certificate is annexed to this report.

### CERTIFICATE ON DIRECTOR'S DISQUALIFICATION

Pursuant to regulation 34(3) and Schedule V Para C clause 10 (i) of the SEBI Listing Regulations, M/s. Srinidhi Sridharan & Associates, Practicing Company Secretaries, have issued a certificate that none of the directors on the Board of the Company have been debarred or disqualified from being appointed or continuing as director of the Company, by the Securities and Exchange Board of India, the Ministry of Corporate Affairs or any such statutory authority. The certificate is annexed to this report.

### OTHER DISCLOSURES

- A Management Discussion and Analysis Report highlighting the performance of individual businesses forms part of the Board's Report.
- The Company has complied with all regulatory requirements.
- The Company has followed relevant accounting standards notified by the Companies (Indian Accounting Standards) Rules, 2015 as amended from time to time while preparing the financial statements.
- There were no instances of non-compliance by the Company nor were there any penalties or strictures imposed on the Company by the stock exchanges, Securities and Exchange Board of India or any statutory authority on any matter related to capital markets in the preceding three years.
- The Company has not raised any funds through preferential allotment or qualified institutional placement during FY 23.
- Disclosure regarding prevention of sexual harassment of women at the workplace is furnished in the Board's Report. There was no complaint received during the year.
- There was no instance of non-acceptance by the Board of any recommendations of its committees during the year.
- The Company has not granted loans and advances to firms/ companies in which directors are interested during the year ended March 31, 2023.

### GENERAL SHAREHOLDER INFORMATION

A separate section furnishing other details viz., last three Annual General Meetings, its time and venue, share price movement, distribution of shareholding etc., is annexed to this report for shareholders' reference.

On behalf of the Board

Place : Chennai  
Date : May 12, 2023

**M M Murugappan**  
Chairman

## Annexure to the Report on Corporate Governance

### Declaration on Code of Conduct

To  
The Members of  
Cholamandalam Financial Holdings Limited

This is to confirm that the Board has laid down a Code of Conduct for all Board members and senior management of the Company. The Code of Conduct has also been posted on the website of the Company.

It is further confirmed that all directors and senior management personnel of the Company have affirmed compliance with the Code of Conduct of the Company for the year ended March 31, 2023, as envisaged in regulation 34(3) of the SEBI (Listing Obligations and Disclosure Requirements) Regulations, 2015.

Place : Chennai  
Date : May 12, 2023

**N Ganesh**  
Manager & Chief Financial Officer

### Certificate on Corporate Governance

As per provisions of Chapter IV of Securities and Exchange Board of India (Listing Obligations and Disclosure Requirements) Regulations, 2015, as amended

The Members  
**CHOLAMANDALAM FINANCIAL HOLDINGS LIMITED**  
Dare House, No. 234, N S C Bose Road,  
Chennai - 600 001

We have examined all relevant records of **Cholamandalam Financial Holdings Limited, (CIN: L65100TN1949PLC002905)** having its Registered Office at Dare House, No. 234, N S C Bose Road, Chennai - 600 001, for the purpose of certifying compliance of the conditions of Corporate Governance under Regulations 17 to 27 and clauses (b) to (i) and (t) of Regulation 46(2) and para C, D and E of Schedule V and Regulation 34 (3) of SEBI (Listing Obligations and Disclosure Requirements) Regulations, 2015 as amended (hereinafter called "SEBI (LODR) Regulations, 2015") for the financial year ended March 31, 2023. We have obtained all the information and explanations, which to the best of our knowledge and belief were necessary for the purpose of certification.

The compliance of the conditions of Corporate Governance is the responsibility of the management. Our examination was limited to the procedures and implementation thereof, adopted by the Company for ensuring the compliance of the conditions of Corporate Governance. It is neither an audit nor an expression of opinion on the financial statements of the Company.

In our opinion and on the basis of our examination of the records produced, explanations and information furnished, we certify that the Company has complied regarding the conditions of Corporate Governance as stipulated under Regulations 17 to 27 and clauses (b) to (i) and (t) of Regulation 46(2) and para C, D and E of Schedule V and Regulation 34 (3) of SEBI (LODR) Regulations, 2015 for the financial year ended March 31, 2023.

This Certificate is neither an assurance as to the future viability of the Company nor of the efficacy or effectiveness with which the management has conducted the affairs of the Company.

For **Srinidhi Sridharan & Associates**  
Company Secretaries

**CS Srinidhi Sridharan**  
CP No. 17990  
FCS No. 12510  
PR NO: 655/2020  
UIN: S2017TN472300  
UDIN: F012510E000293771

Place : Chennai  
Date : May 12, 2023

## Annexure to the Report on Corporate Governance

### Certificate of Non-Disqualification of Directors

Pursuant to Regulation 34 (3) read with Schedule V Para-C Sub clause (10) (i) of SEBI (Listing Obligations and Disclosure Requirements) Regulations, 2015 as amended

#### The Members,

#### **CHOLAMANDALAM FINANCIAL HOLDINGS LIMITED**

CIN: L65100TN1949PLC002905

Dare House, No. 234, N S C Bose Road,  
Chennai - 600 001

We have examined the relevant registers, records, forms, returns and disclosures received from the Directors of **CHOLAMANDALAM FINANCIAL HOLDINGS LIMITED (CIN: L65100TN1949PLC002905)** having its Registered Office at Dare House, No. 234, N S C Bose Road, Chennai - 600 001 (hereinafter referred to as "The Company") produced before us by the Company for the purpose of issuing this certificate, in accordance with Regulation 34 (3) read with Schedule V Part-C Sub clause 10 (i) of the Securities and Exchange Board of India (Listing Obligations and Disclosure Requirements) Regulations, 2015.

In our opinion and to the best of our knowledge and according to the verifications (including Director Identification Number (DIN) Status at the portal [www.mca.gov.in](http://www.mca.gov.in)) and based on such examination as well as information and explanations furnished to us, which to the best of our knowledge and belief were necessary for the purpose of issue of this certificate and based on such verification as considered necessary, we hereby certify that none of the Directors as stated below on the Board of the Company as on 31<sup>st</sup> March, 2023 have been debarred or disqualified from being appointed or continuing as Directors of Companies by the Securities and Exchange Board of India/Ministry of Corporate Affairs or any such other statutory authority.

SN.	DIN	NAME OF THE DIRECTOR	DESIGNATION	DATE OF APPOINTMENT
1.	00170478	M M Murugappan	Non-Executive - Chairman	11/11/2017
2.	01814413	Sridharan Rangarajan	Non-Executive - Non-Independent Director	30/08/2018
3.	07525213	B Ramaratnam	Non-Executive - Independent Director	18/03/2019
4.	06609400	Vasudha Sundararaman	Non-Executive - Independent Director	12/02/2020
5.	01138759	Vellayan Subbiah	Non-Executive - Non-Independent Director	11/11/2020
6.	00137260	K Balasubramanian	Non-Executive - Independent Director	17/03/2022

Ensuring the eligibility of, for the appointment/continuity of, every Director on the Board is the responsibility of the management of the Company. Our responsibility is to express an opinion on these based on our verification. This certificate is neither an assurance as to the future viability of the Company nor of the efficiency or effectiveness with which the management has conducted the affairs of the Company.

For **Srinidhi Sridharan & Associates**  
Company Secretaries

**CS Srinidhi Sridharan**

CP No. 17990

FCS No. 12510

PR NO: 655/2020

UIN: S2017TN472300

UDIN: F012510E000293791

Place : Chennai

Date : May 12, 2023

## Annexure to the Report on Corporate Governance

### General Shareholder Information

#### REGISTERED OFFICE

'Dare House', No. 234, NSC Bose Road,  
Chennai - 600 001

#### CORPORATE IDENTIFICATION NUMBER (CIN)

L65100TN1949PLC002905

#### ANNUAL GENERAL MEETING

Day : Thursday

Date : August 10, 2023

Time : 3.30 pm IST

Mode : The Ministry of Corporate Affairs ('MCA') vide its General Circular No. 10/2022 dated December 28, 2022 and the Securities and Exchange Board of India ('SEBI') vide its Circular No. SEBI/HO/CFD/PoD-2/P/CIR/2023/4 dated January 5, 2023 have allowed companies to conduct Annual General Meeting ('AGM') through Video Conferencing ('VC') or Other Audio Visual Means ('OAVM') subject to compliance with requirements mentioned therein. Accordingly, the 74<sup>th</sup> AGM of the Company is being held in an electronic mode through VC. Detailed instructions for participation and voting during the AGM is available in the Notice convening the AGM.

**FINANCIAL YEAR:** April 1 to March 31

#### TENTATIVE CALENDAR FOR FY 2023-24

The tentative financial calendar for Board meetings and AGM of the Company is given below:

Un-audited financial results for the quarter ending 30 <sup>th</sup> June, 2023	August 2023
Un-audited financial results for the quarter/half year ending 30 <sup>th</sup> September, 2023	November 2023
Un-audited financial results for the quarter ending 31 <sup>st</sup> December, 2023	February 2024
Audited financial results for the quarter/year ending 31 <sup>st</sup> March, 2024	May 2024
75 <sup>th</sup> Annual General Meeting	August / September 2024

#### DATES OF BOOK CLOSURE

Friday, August 4, 2023 to Thursday, August 10, 2023 (both days inclusive)

#### DIVIDEND PAYMENT DATE

The Board of Directors have recommended a final dividend at the rate of 55% being ₹0.55 per equity share of face value of ₹1/- each for the year ended March 31, 2023. The dividend will be paid on or before September 8, 2023, upon approval by the shareholders at the 74<sup>th</sup> AGM.

#### LISTING ON STOCK EXCHANGES

Equity shares of the Company are listed on the following stock exchanges:

Stock Exchanges	Address	Stock / Scrip Code
National Stock Exchange of India Limited	Exchange Plaza, 5 <sup>th</sup> Floor, Plot no. C/1, G Block, Bandra-Kurla Complex, Bandra (East) Mumbai - 400 051	CHOLAHLDNG
BSE Limited	Phiroze Jeejeebhoy Towers, Dalal Street, Mumbai - 400 001	504973

Annual listing fee for FY 24 has been paid to the above Stock Exchanges.

#### REGISTRAR AND SHARE TRANSFER AGENT

KFin Technologies Limited ('KFin') (formerly, KFin Technologies Private Limited) is the Registrar and Share Transfer Agent ('RTA') of the Company. The shareholders are requested to address their share related requests/queries to the RTA.

#### Contact details of RTA

##### KFin Technologies Limited

Selenium Building, Tower - B, Plot No.31 & 32,  
Financial District, Nanakramguda, Serilingampally,  
Hyderabad, Rangareddy, Telangana, India - 500 032  
Phone: 040-6716 2222; Toll free: 1800-309-4001

E-mail: [einward.ris@kfintech.com](mailto:einward.ris@kfintech.com)

Website: <https://ris.kfintech.com/>

Contact person: Mr. Rajkumar Kale,  
Assistant Vice President - Corporate Registry

#### DEBT SECURITIES

During the year the Company redeemed Non Convertible Debentures ('NCDs') aggregating to ₹50 Crore and the outstanding NCDs as on March 31, 2023 was ₹50 Crore. The NCDs are listed in the Wholesale Debt Market ('WDM') segment of NSE.

## CREDIT RATING

During the year, the credit rating agency, India Ratings and Research Private Limited has affirmed a rating of IND AA+/Stable for the debt instruments of the Company.

## DEBENTURE TRUSTEE

IDBI Trusteeship Services Limited, a SEBI registered Trust Management Company, is the agent and trustee for and on behalf of the debenture holders.

### Contact details of the Debenture Trustee:

IDBI Trusteeship Services Limited  
 Universal Insurance Building, Ground Floor,  
 Sir P.M. Road, Fort, Mumbai - 400 001  
 Phone: 022-4080 7000; E-mail: [itsl@idbitrustee.com](mailto:itsl@idbitrustee.com)  
 Website: <https://www.idbitrustee.com/>  
 Contact person: Mr. Ashish Naik

## UNCLAIMED DIVIDEND

Pursuant to the provisions of section 124 of the Act and the Investor Education and Protection Fund Authority (Accounting, Audit, Transfer and Refund) Rules, 2016 ('IEPF Rules') as amended, companies are required to transfer dividends which remain unpaid or unclaimed for seven consecutive years or more, from the unpaid dividend account of the company to the Investor Education and Protection Fund ('IEPF'). Further, the IEPF Rules mandate that the shares on which dividend has not been claimed /encashed for seven consecutive years or more be transferred to the demat account of the IEPF.

Details of dividend paid by the Company and the respective due dates for transfer of the unclaimed/un-encashed dividend to the IEPF is given in the table below:

Financial year to which the dividend relates	Date of Declaration	Due date of transfer to IEPF
2015-16 Final	08.08.2016	13.09.2023
2016-17 Interim	06.02.2017	14.03.2024
2017-18	Interim	05.02.2018
	Final	31.07.2018
2018-19	Interim	04.02.2019
	Final	01.08.2019
2019-20 Interim	26.02.2020	03.04.2027
2020-21 Final	04.08.2021	09.09.2028
2021-22 Final	10.08.2022	15.09.2029

The Company sends periodic intimation to the shareholders concerned, advising them to claim

unpaid dividend from the Company. The Company also publishes notices in newspaper informing the members the due date for transfer of dividend and shares to the IEPF Authority. Dividends upto interim dividend for FY 2015-16 has been transferred to the IEPF. Members are requested to contact the Company or the Company's RTA to claim the unpaid dividend within the prescribed period. Details of unclaimed/unpaid dividends lying with the Company as on March 31, 2022 is available on the Company's website at [www.cholafhl.com/investors/706](http://www.cholafhl.com/investors/706) and the Ministry of Corporate Affairs at [www.iepf.gov.in](http://www.iepf.gov.in). No claim shall lie against the Company for the amounts so transferred nor shall any payment be made in respect of such claims.

## SHARES TRANSFERRED TO IEPF

During the year pursuant to the IEPF Rules 40,642 equity shares of ₹1/- each pertaining to 75 shareholders were transferred to the demat account of the IEPF. Members/claimants may claim their shares and dividend transferred to the IEPF including benefits accruing on such shares, if any, by following the procedure for refund as detailed on the website of IEPF at [www.iepf.gov.in](http://www.iepf.gov.in). Details of the nodal officer of the Company for the purpose of IEPF is available on the Company's website. During the year, four claims aggregating to 3,630 shares were processed by the IEPF Authority and credited to the demat account of the claimants. As on March 31, 2023, 8,46,528 equity shares of the Company were lying in the demat account of the IEPF.

## OTHER INFORMATION TO THE SHAREHOLDERS

### (a) Share Transfer System

Transmission, dematerialisation of shares, issue of duplicate share certificates, dividend payment and all other shareholder related matters are processed through the Company's RTA. The compliance with the share transfer/transmission formalities is audited by a Practicing Company Secretary (PCS) in terms of regulation 40(10) of the SEBI (Listing Obligations and Disclosure Requirements) Regulations, 2015 ('the SEBI Listing Regulations') annually and a certificate to this effect is filed with the stock exchanges.

### (b) Issue of securities in demat mode

As per SEBI circular no. SEBI/HO/MIRSD\_RTAMB/P/CIR/2022/8 dated January 25, 2022, shareholders' requests for transfer, transmission, issue of duplicate securities certificate, claim from unclaimed suspense account, renewal/exchange

of securities certificate, endorsement, sub-division /splitting of securities certificate, consolidation of securities certificates/folios, transmission and transposition of securities shall be effected in dematerialised form only. In view of this requirement members holding shares in physical form are requested to consider converting their holdings to dematerialised form at the earliest.

**(c) Common and simplified norms for investor's service request**

SEBI vide its Circular No. SEBI/HO/MIRSD/MIRSD-PoD-1/P/CIR/2023/37 dated March 16, 2023, in supersession of earlier circular(s) issued in this regard, has inter-alia prescribed the norms for furnishing PAN, KYC (Contact Details, Bank Details and Specimen Signature) and Nomination details. As per the circular, it is mandatory for the shareholders holding securities in physical form to, inter alia, furnish PAN, KYC and Nomination details. Physical folios wherein the PAN, KYC and Nomination details are not available on or after October 1, 2023 shall be frozen by the RTA.

Dividend and other payments, if any, in respect of such frozen folios shall only be made electronically with effect from 1<sup>st</sup> April, 2024 upon registering the required details. The said physical folios shall be referred by the Company or RTA to the administering authority under the Prohibition of Benami Property Transactions Act, 1988 and/or Prevention of Money Laundering Act, 2002, if they continue to remain frozen as on 31<sup>st</sup> December, 2025. The Company has sent intimations to all the members holding shares of the Company in physical form for furnishing their PAN, KYC and Nomination details. The relevant Circular(s) and necessary forms for availing various investor services are made available on the website of the Company at <http://www.cholafhl.com/investors/1028>. Accordingly, the members are requested to register their details in compliance with the aforesaid SEBI guidelines.

**(d) Dividend Payment**

Pursuant to the Income Tax Act, 1961 ('IT Act'), as amended by the Finance Act, 2020, dividends declared and paid by the Company with effect from April 1, 2020 shall be taxable in the hands of the shareholders. The Company shall therefore be

required to deduct tax at source ('TDS') at the time of payment of dividend. In order to enable us to determine the appropriate TDS rate as applicable, members are requested to complete and / or update their residential status, PAN, category as per the IT Act with their DPs or in case shares are held in physical form, with the Company by sending documents by August 1, 2023. Members may note that in the absence of the PAN details, the Company would be required to deduct tax at a higher rate prescribed under the IT Act. Members seeking non-deduction of tax on their dividends, may submit Form 15G/15H as applicable to the Company on a yearly basis at the link <https://ris.kfintech.com/form15/>. Detailed information with respect to TDS on dividend payments including the formats of Form 15G/Form 15H for seeking exemption is available on the Company's website at <http://www.cholafhl.com/investors/983>. Members may contact the Company's RTA, KFin or the Company in case of any clarification in this regard. In case of any clarification in this regard, members may send a mail to the Company at [investorservices@cfhl.murugappa.com](mailto:investorservices@cfhl.murugappa.com).

**(e) Investor Charter**

In order to facilitate investor awareness for various service requests, SEBI has prescribed Investor Charter for RTAs, inter alia, detailing the services provided to investors, rights of investors, timelines for various activities of RTAs, Do's and Dont's for Investors and Grievance Redressal Mechanism. The Investor Charter of the Company's RTA is available on their website at [https://ris.kfintech.com/clientservices/isc/#div\\_icharter](https://ris.kfintech.com/clientservices/isc/#div_icharter).

**(f) Green Initiative**

In order to conserve paper and environment, the Ministry of Corporate Affairs has allowed the companies to send Notices of General Meetings/ other Notices, Audited Financial Statements, Board's Reports, Auditors' Reports, etc., henceforth to their shareholders electronically as a part of its Green Initiative in Corporate Governance. Shareholders can avail e-communication facility by registering their e-mail address with the Company by sending a request mail to [investorservices@cfhl.murugappa.com](mailto:investorservices@cfhl.murugappa.com) or to the RTA at [einward.ris@kfintech.com](mailto:einward.ris@kfintech.com).

**DETAILS OF SHAREHOLDERS' COMPLAINTS**

Complaints relating to	No. of complaints		
	Received during the year	Resolved / Disposed off during the year	Pending as on March 31, 2023
Dividend	2	2	Nil
Shares / share certificate	3	3	Nil

**NOMINATION FACILITY**

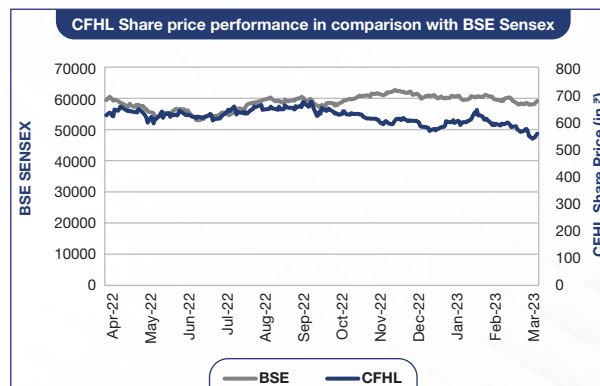
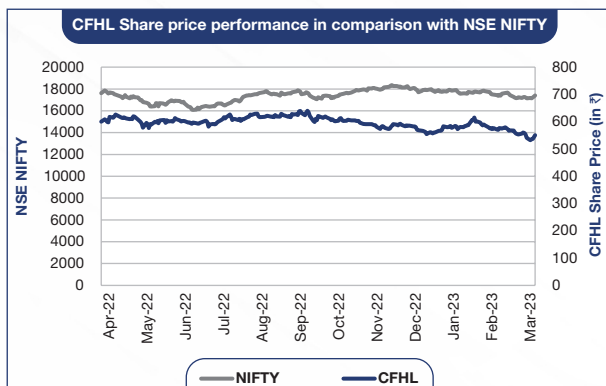
As per the SEBI circular dated 3 November, 2021, facility for

registering nomination is available for members in respect of the shares held by them. Shareholders who have not yet registered their nomination are requested to register the same by submitting Form No. SH-13. If a shareholder desires to opt out or cancel the earlier nomination and record a fresh nomination, he/she may submit the same in Form ISR-3 or SH-14 as the case may be. The said forms can be downloaded from the Company's website <http://www.cholafhl.com/investors/1028>. The shareholders holding shares in dematerialised form are requested to submit their nomination form to the concerned depository participants and to RTA in case the shares are held in physical form.

**SHARE PRICE DATA**

Monthly high and low price of the equity shares of the Company during 2022-23 are as follows:

Month	National Stock Exchange of India Limited			BSE Limited		
	High (in ₹)	Low (in ₹)	Volume	High (in ₹)	Low (in ₹)	Volume
Apr-22	661.20	617.60	42,88,442	661.20	616.40	67,957
May-22	632.50	585.25	15,47,145	638.30	585.15	57,510
Jun-22	641.00	593.20	10,55,816	641.90	598.25	36,324
Jul-22	661.60	605.45	10,92,984	661.05	602.70	37,811
Aug-22	667.05	644.85	36,46,635	667.80	645.30	34,706
Sep-22	682.95	619.55	28,11,002	682.05	618.75	3,70,237
Oct-22	650.75	623.60	22,46,066	651.05	623.85	8,41,792
Nov-22	625.55	580.20	30,54,817	625.30	580.90	1,51,692
Dec-22	609.50	550.55	13,31,711	609.70	551.05	5,42,376
Jan-23	595.95	561.15	22,79,618	599.60	553.55	62,988
Feb-23	644.95	574.95	39,69,330	645.90	575.50	78,549
Mar-23	588.40	515.70	19,55,942	589.30	516.95	40,768

**SHAREHOLDING PATTERN AS ON MARCH 31, 2023**

Category	No. of Shares held	% of Shareholding
Promoter & Promoter Group	9,08,76,099	48.40
Mutual Funds and UTI	4,82,62,653	25.70
Banks, Financial Institutions, Insurance Companies	10,95,430	0.58
Foreign Institutional Investors	2,30,36,970	12.27
Bodies Corporate	35,90,791	1.91
Resident Individuals	1,69,94,190	9.05
NBFCs	11,600	0.01
NRI and Others	39,09,729	2.08
<b>Grand Total</b>	<b>18,77,77,462</b>	<b>100.00</b>



**DISTRIBUTION OF SHAREHOLDING AS ON MARCH 31, 2023**

Category (Shares)	No. of Shareholders	% to Shareholders	No. of Shares	% to Equity
Upto 5000	22,038	96.80	80,46,388	4.29
5001 - 10000	274	1.20	20,29,867	1.08
10001 - 20000	147	0.65	20,84,468	1.11
20001 - 30000	53	0.23	12,69,186	0.68
30001 - 40000	34	0.15	11,56,321	0.61
40001 - 50000	23	0.10	10,35,510	0.55
50001 - 100000	45	0.20	32,78,972	1.75
100001 and above	152	0.67	16,88,76,750	89.93
<b>Total</b>	<b>22,766</b>	<b>100.00</b>	<b>18,77,77,462</b>	<b>100.00</b>

**DEMATERIALIZATION OF SHARES**

The equity shares of the Company are available for trading in dematerialised form. The Company's ISIN allotted by the National Securities Depository Ltd ('NSDL') and Central Depository Services (India) Ltd ('CDSL') is INE149A01033. Distribution of shareholding as at March 31, 2023 is given below:

Mode of Shareholding	No. of Shareholders	% to Shareholders	No. of Shares	% to Equity
Physical	536	2.35	8,77,909	0.47
Demat/Electronic	22,230	97.65	18,68,99,553	99.53
<b>Total</b>	<b>22,766</b>	<b>100.00</b>	<b>18,77,77,462</b>	<b>100.00</b>

**RECONCILIATION OF SHARE CAPITAL AUDIT**

The Company obtains a certificate on quarterly basis from a Practicing Company Secretary on reconciliation of share capital audit with regard to the total admitted equity share capital with NSDL and CDSL and those held in physical form, with the issued and listed capital under regulation 55A of the SEBI (Depositories and Participants) Regulation, 1996. The certificate is submitted to the stock exchanges and placed before the Board at its quarterly meetings.

**COMMODITY PRICE RISK / FOREIGN EXCHANGE RISK AND HEDGING ACTIVITIES**

The Company is into investment business and has no exposure to commodity price risk and commodity hedging activities. Foreign currency trade exposures are monitored regularly.

**DETAILS OF SPECIAL RESOLUTIONS PASSED DURING THE LAST THREE ANNUAL GENERAL MEETINGS**

Date of AGM	Whether any special resolution was passed	Particulars
August 12, 2020	No	-
August 04, 2021	No	-
August 10, 2022	No	-

**POSTAL BALLOT**

During the year, approval of shareholders were obtained through postal ballot by way of special resolutions for appointment of Mr. K Balasubramanian as an Independent Director of the Company for a term of three (3) consecutive years with effect from March 17, 2022 till March 16, 2025 and alteration of the Articles of Association of the Company by adoption of a new set of Articles of Association in substitution, and to the entire exclusion of the regulations contained in the existing Articles of Association of the Company. The postal ballot was carried out as per the provisions of sections 108, 110 and other applicable provisions of the Act, read with the rules framed thereunder. Mr. R Sridharan of M/s. R Sridharan & Associates, Practicing Company Secretaries, was appointed as scrutinizer for conducting the postal ballot by way of remote e-voting process, in a fair and transparent manner. The voting period commenced from 9.00 am on Monday, April 18, 2022 and concluded at 5.00 pm on Tuesday, May 17, 2022. The results of the postal ballot was announced on May 18, 2022. The voting results and the scrutiniser's report of the above postal ballot are available on the Company's website at <http://www.cholafhl.com/postalballot>. Further, at present, there is no proposal to pass any resolution through postal ballot.

**Voting pattern of the Special Resolutions passed through Postal Ballot**

Particulars	Votes in favour of the resolution		Votes against the resolution	
	No. of votes	% of votes cast	No. of votes	% of votes cast
Appointment of Mr. K Balasubramanian as an Independent Director of the Company	149011406	98.7751	1847825	1.2249
Alteration of the Articles of Association of the Company	150531371	99.7827	327860	0.2173

**GENERAL BODY MEETING**

The date, time and venue of the last three Annual General Meetings are given in the table below:

Year	Date	Time	Venue/Mode
2019-20	August 12, 2020	3.30 PM	Held through Video Conferencing
2020-21	August 04, 2021	3.30 PM	
2021-22	August 10, 2022	3.30 PM	

**UNCLAIMED SHARES**

In accordance with the requirement of regulation 34(3) and part F of Schedule V to the SEBI Listing Regulations, details in respect of equity shares lying in the Unclaimed Suspense Account of the Company are given in the table below:

SN.	Particulars	No. of Shareholders	No. of Shares
1.	Aggregate number of shareholders and the outstanding shares in the Unclaimed Suspense Account as on 1.04.2022	767	7,77,851
2.	Shareholders who approached for transfer of their shares from the Unclaimed Suspense Account during the year	50	51,310
3.	Shareholders to whom shares were transferred from the Unclaimed Suspense Account during the year	50	51,310
4.	Shareholders whose shares were transferred to the demat account of the Investor Education & Protection Fund Authority during the year	60	34,310
5.	Aggregate number of shareholders and the outstanding shares in the Unclaimed Suspense Account as on 31.03.2023	657	6,92,231

Shareholders who continue to hold the share certificates with face value of ₹10 / ₹2 each are entitled to claim the equity shares with face value of ₹1/- each from the Unclaimed Suspense Account. The voting rights on the shares outstanding in the suspense account as on March 31, 2023 shall remain frozen till the rightful owner of such share claims the shares. On receipt of the claim, the Company will, after verification, arrange to credit the equity shares to the demat account of the shareholder concerned or deliver the share certificate to the shareholder in physical mode after re-materialisation.

**Contact details:**

For assisting and handling investor grievances:

Mrs. E Krithika

Compliance Officer & Company Secretary

'Dare House', No.234, NSC Bose Road, Chennai - 600 001

E-mail : [investorservices@cfhl.murugappa.com](mailto:investorservices@cfhl.murugappa.com), [krithikae@cfhl.murugappa.com](mailto:krithikae@cfhl.murugappa.com)

Phone : 044 - 4090 7638

Fax : 044 - 4211 0404

## ANNEXURE III

## Information under Section 197(12) of the Companies Act, 2013 read with Rule 5 of the Companies (Appointment and Remuneration of Managerial Personnel) Rules, 2014

### (i) Details of employees in terms of remuneration drawn during the financial year 2022-23 as per Rule 5(2) and Rule 5(3) of the Companies (Appointment and Remuneration of Managerial Personnel) Rules, 2014:

Name (Age)	Designation / Nature of duties	Gross remuneration paid (in ₹)	Qualification and experience (years)	Date of commencement of employment / deputation	Previous employment
N Ganesh (51)	Manager & Chief Financial Officer	1,06,47,561	B.Com, ACA (27 Years)	August 9, 2017	GMAC Financial Services India Limited
E Krithika (43)	Company Secretary	33,07,671	M.Com, ACS (17 years)	August 9, 2017	Cholamandalam MS General Insurance Company Limited

## Notes:

- The Company has 2 employees, who are the Key Managerial Personnel (KMPs). Details of the KMPs are furnished in the table above.
- Mr. Ganesh is employed on deputation basis from Cholamandalam Investment and Finance Company Limited (CIFCL). Remuneration of Mr. Ganesh represents the cost of deputation paid to CIFCL. Remuneration of Mrs. Krithika given above includes salary, allowances, company's contribution to provident fund and gratuity fund computed as per the Income Tax Act / Rules.
- None of the above employees are related to any director of the Company and hold any shares in the Company.
- None of the above employees are vested with stock options under the Company's Employee Stock Option Schemes.

### (ii) Ratio of remuneration of each Director to the median remuneration of the employees of the Company for the financial year:

Name of the Director	Designation	Ratio
Mr. M M Murugappan	Chairman/ Non-Executive Director	0.18
Mr. B Ramaratnam	Independent Director	0.20
Mrs. Vasudha Sundararaman	Independent Director	0.19
Mr. K Balasubramanian	Independent Director	0.19
Mr. Vellayan Subbiah	Non-Executive Director	0.14
Mr. Sridharan Rangarajan	Non-Executive Director	0.20

## Notes:

- Remuneration of directors comprises of commission payable for FY 22-23 and the sitting fees paid during the year
- Directors' remuneration have been annualized

### (iii) Percentage increase in remuneration of each Director, Chief Executive Officer, Chief Financial Officer & Company Secretary in the financial year:

**Directors:** Nil. All directors are paid sitting fees at the same scale for attending Board and Committee meetings. In addition to sitting fees, a fixed sum is paid as commission to all directors proportionate to their tenure on the Board.

**Key Managerial Personnel:** Manager & CFO - 12.2%; Company Secretary - 10.1%

**(iv) Percentage increase in median remuneration of employees in the financial year:** 11.7%

**(v) Number of permanent employees on the rolls of the Company as on 31.03.2023:**

Two employees i.e. Mr. Ganesh, Manager & CFO and Mrs. Krithika, Company Secretary.

**(vi) Average percentile increase already made in the salaries of employees other than the managerial personnel in the last financial year and its comparison with the percentile increase in the managerial remuneration and justification thereof and point out if there are any exceptional circumstances for increase in the managerial remuneration:**

Not applicable. There are no employees other than the managerial personnel.

**(vii) Affirmation:**

The Company affirms that the remuneration is in line with its Remuneration Policy.

On behalf of the Board

Place : Chennai

Date : May 12, 2023

**M M Murugappan**  
Chairman

## Secretarial Audit Report

for the financial year ended 31<sup>st</sup> March 2023

## ANNEXURE IV

[Pursuant to Section 204(1) of the Companies Act, 2013 and Rule No. 9 of the Companies (Appointment and Remuneration of Managerial Personnel) Rules, 2014 and Regulation 24A of the SEBI (Listing Obligations and Disclosure Requirements), Regulations, 2015 as amended]

The Members,

**CHOLAMANDALAM FINANCIAL HOLDINGS LIMITED**  
CIN: L65100TN1949PLC002905  
Dare House, No.234, N S C Bose Road,  
Chennai - 600 001

We have conducted the secretarial audit of the compliance of applicable statutory provisions and the adherence to good corporate practices by **CHOLAMANDALAM FINANCIAL HOLDINGS LIMITED [CIN: L65100TN1949PLC002905]** (hereinafter called "the Company") for the financial year ended 31<sup>st</sup> March, 2023. Secretarial Audit was conducted in a manner that provided us a reasonable basis for evaluating the corporate conducts/statutory compliances and expressing our opinion thereon.

Based on our verification of the Company's books, papers, minute books, forms and returns filed and other records maintained by the Company and also the information provided by the Company, its officers, agents and authorized representatives during the conduct of Secretarial Audit, we hereby report that in our opinion, the Company has, during the audit period covering the financial year ended 31<sup>st</sup> March, 2023 complied with the statutory provisions listed hereunder and also that the Company has proper Board-processes and compliance mechanism in place to the extent, in the manner and subject to the reporting made hereinafter:

We have examined the books, papers, minute books, forms and returns filed and other records maintained by the Company for the financial year ended 31<sup>st</sup> March, 2023 according to the provisions of:

- (i) The Companies Act, 2013 ('the Act') and the rules made there under;
- (ii) The Securities Contracts (Regulation) Act, 1956 ('SCRA') and the rules made there under;
- (iii) The Depositories Act, 1996 and the Regulations and Bye-laws framed there under;
- (iv) The Company has not dealt with the matters relating to Foreign Direct Investment, Overseas Direct Investment and External Commercial Borrowings under FEMA and hence, the requirement of complying with the provisions of Foreign Exchange Management Act, 1999 and the rules and regulations made there under does not arise;
- (v) The following Regulations and Guidelines prescribed under the Securities and Exchange Board of India Act, 1992 ('SEBI Act'):-
  - a) The Securities and Exchange Board of India (Substantial Acquisition of Shares and Takeovers) Regulations, 2011;
  - b) The Securities and Exchange Board of India (Prohibition of Insider Trading) Regulations, 2015;
  - c) The Securities and Exchange Board of India (Issue of Capital and Disclosure Requirements) Regulations, 2018 (Not applicable to the company during the year under review);
  - d) The Employee Stock Option Plan, 2016 approved under the Securities and Exchange Board of India (Share Based Employee Benefits) Regulations, 2014 & the Securities and Exchange Board of India (Share Based Employee Benefits and Sweat Equity) Regulations, 2021 and the Employee Stock Option Scheme, 2007 approved under the Securities and Exchange Board of India (Employee Stock Option Scheme and Employee Stock Purchase Scheme) Guidelines, 1999;
  - e) The Securities and Exchange Board of India (Issue and Listing of Non-Convertible Securities) Regulations, 2021;
  - f) The Securities and Exchange Board of India (Registrars to an Issue and Share Transfer Agents) Regulations, 1993 regarding the Companies Act and dealing with client (Not applicable as the company is not registered as Registrar to an Issue and Share transfer Agent during the year under review);
  - g) The Securities and Exchange Board of India (Delisting of Equity Shares) Regulations, 2021 (Not applicable to the company during the year under review); and

- h) The Securities and Exchange Board of India (Buyback of Securities) Regulations, 2018 (Not applicable to the company during the year under review);
- (vi) We have reviewed the systems and mechanisms established by the Company for ensuring compliances under various laws which are specifically applicable to the Company and categorized under the following major heads/groups:
  - a) Reserve Bank of India Act, 1934, Rules, Regulations, guidelines, circulars, directions, notifications made there under.
  - b) Master Direction - Core Investment Companies (Reserve Bank) Directions, 2016.

We believe that the audit evidence which we have obtained is sufficient and appropriate to provide a basis for our audit opinion. In our opinion and to the best of our information and according to explanations given to us, we believe that the systems and mechanisms established by the Company are adequate to ensure compliance of laws as mentioned above.

We have also examined compliance with the applicable clauses / regulations of the following:

- (i) Secretarial Standards with respect to Meetings of Board of Directors (SS-1) and General Meetings (SS-2) (revised effective from October 1, 2017) and the Guidance Note on Meetings of the Board of Directors and General Meetings (revised) issued by The Institute of Company Secretaries of India.
- (ii) The Uniform Listing Agreement entered into with BSE Limited and the National Stock Exchange of India Limited pursuant to the provisions of the SEBI (Listing Obligations and Disclosure Requirements) Regulations, 2015 (hereinafter referred as "Listing Regulations").

During the period under review, the Company has complied with the provisions of the Act, Rules, Regulations, Guidelines, Standards, etc. as mentioned above.

**We further report that**

The Board of Directors of the Company is duly constituted with proper balance of Non-Executive Directors, Woman Independent Director and Independent Directors. The Company has appointed "Manager" pursuant to Sections 196 and 203 of the Companies Act, 2013. There is no change in the composition of the Board of Directors during the period under review.

Adequate notice is given to all the directors before schedule of the Board Meetings, agenda and detailed notes on agenda were sent at least seven days in advance, and a system exists for seeking and obtaining further information and clarifications on the agenda items before the meeting and for meaningful participation at the meeting. Notes on agenda which are circulated less than the specified period, the necessary compliances under the Companies Act, 2013 and Secretarial Standards on Board Meetings are complied with.

During the year under review, directors have participated in the Board/Committee meetings through video conferencing, such meetings were properly convened and recorded in compliance with the provisions of Section 173 (2) of the Act read with Rule 3 of Companies (Meetings of Board and its Powers) Rules, 2014. Further, the Circulars, Regulations and Guidelines issued by the Ministry of Corporate Affairs, Securities and Exchange Board of India and other relevant regulatory authorities pertaining to Board / Committee meetings, General Meetings and other provisions of the Act, Rules and Regulations have been complied with by the Company.

Based on the verification of the records and minutes, the decisions were carried out with the consent of the Board of Directors / Committee Members and no Director / Members of the Committee dissented on the decisions taken at such Board / Committee Meetings. Further, in the minutes of the General Meeting, the number of votes cast against the resolution(s) have been recorded.

**We further report that** based on review of compliance mechanism established by the Company we are of the opinion that the management has adequate systems and processes commensurate with its size and operations, to monitor and ensure compliance with all applicable laws, rules, regulations and guidelines.

**We further report that** the above mentioned Company being a listed entity, this report is also issued pursuant to Regulation 24A of the Listing Regulations, as amended and circular No.CIR/CFD/CMD1/27/2019 dated 8<sup>th</sup> February, 2019 issued by the Securities and Exchange Board of India.

**We further report that** as per the information and explanations provided by the Management, the Company has Material Subsidiary Incorporated in India pursuant to Regulation 16 (1) (c) of the Listing Regulations.

**We further report that** during the audit period, the Company had;

- obtained approval from the shareholders through postal ballot on May 17, 2022 for alteration of Articles of Association of the Company by replacing the existing Articles of Association (AoA) with new set of Articles of Association (AoA) in alignment with the requirements of Companies Act, 2013.
- partially redeemed unsecured redeemable non-convertible debentures amounting to ₹50 Crores.

For **SRINIDHI SRIDHARAN & ASSOCIATES**  
Company Secretaries

**CS SRINIDHI SRIDHARAN**

CP No. 17990

FCS No. 12510

PR NO: 655/2020

UIN: S2017TN472300

UDIN: F012510E000293769

Place : Chennai

Date : May 12, 2023

This report is to be read with our letter of even date which is annexed as ANNEXURE - A and forms an integral part of this report.

### Annexure A

The Members,  
**CHOLAMANDALAM FINANCIAL HOLDINGS LIMITED**  
CIN: L65100TN1949PLC002905  
Dare House, No. 234, N S C Bose Road,  
Chennai - 600 001

Our report of even date is to be read along with this letter.

- Maintenance of secretarial records is the responsibility of the management of the company. Our responsibility is to express an opinion on these secretarial records based on our audit.
- We have followed the audit practices and processes as were appropriate to obtain reasonable assurance about the correctness of the contents of the Secretarial records as per the Auditing Standards (CSAS-1 to CSAS-4) and Guidance Notes on ICSI Auditing Standards and Guidance Note on Secretarial Audit issued by The Institute of Company Secretaries of India. The verification was done to ensure that correct facts are reflected in secretarial records. We believe that the processes and practices, we followed provide a reasonable basis for our opinion.
- We have not verified the correctness and appropriateness of financial records and Books of Accounts of the company as well as correctness of the values and figures reported in various disclosures and returns as required to be filed by the company under the specified laws.

- Wherever required, we have obtained the Management representation about the compliance of laws, rules and regulations and happening of events, etc.
- It is the responsibility of the management of the company to devise proper systems to ensure compliance with the provisions of Corporate and other applicable laws, rules, regulations, standards and to ensure that the systems are adequate and operate effectively. Our examination was limited to the verification of procedures on test basis.
- The Secretarial Audit report is neither an assurance as to the future viability of the company nor of the efficacy or effectiveness with which the management has conducted the affairs of the company.

For **SRINIDHI SRIDHARAN & ASSOCIATES**  
Company Secretaries

**CS SRINIDHI SRIDHARAN**

CP No. 17990

FCS No. 12510

PR NO: 655/2020

UIN: S2017TN472300

UDIN: F012510E000293769

Place : Chennai

Date : May 12, 2023

## Secretarial Audit Report

for the financial year ended 31<sup>st</sup> March 2023

## ANNEXURE V

[Pursuant to Section 204(1) of the Companies Act, 2013 and Rule No.9 of the Companies (Appointment and Remuneration of Managerial Personnel) Rules, 2014]

The Members,  
**CHOLAMANDALAM MS GENERAL INSURANCE COMPANY LIMITED**

CIN: U66030TN2001PLC047977

Dare House, II Floor, N S C Bose Road, Parrys,  
Chennai - 600 001

We have conducted the secretarial audit of the compliance of applicable statutory provisions and the adherence to good corporate practices by **CHOLAMANDALAM MS GENERAL INSURANCE COMPANY LIMITED [Corporate Identification Number: U66030TN2001PLC047977]** (hereinafter referred to as "the Insurance Company") for the financial year ended 31<sup>st</sup> March, 2023. Secretarial Audit was conducted in a manner that provided us a reasonable basis for evaluating the corporate conducts/statutory compliances and expressing our opinion thereon.

Based on our verification of the Insurance Company's books, documents, minute books, forms and returns filed and other records maintained by the Insurance Company and also the information provided by the Insurance Company, its officers, agents and authorized representatives during the conduct of secretarial audit, We hereby report that in our opinion, the Insurance Company has, during the audit period for the financial year ended on 31<sup>st</sup> March, 2023 complied with the statutory provisions listed hereunder and also that the Insurance Company has proper Board-processes and compliance mechanism in place to the extent, in the manner and subject to the reporting made hereinafter:

We have examined the books, documents, minute books, forms and returns filed and other records maintained by the Insurance Company for the financial year ended on 31<sup>st</sup> March, 2023 according to the provisions of:

- (i) The Companies Act, 2013 ('the Act') and the rules made thereunder;
- (ii) The Securities Contracts (Regulation) Act, 1956 ('SCRA') and the rules made thereunder;
- (iii) The Depositories Act, 1996 and the Regulations and Bye-laws framed thereunder;

- (iv) The Company has complied with the applicable provisions of Foreign Exchange Management Act, 1999 and the rules and regulations made there under. There was no Foreign Direct Investment, Overseas Direct Investment and External Commercial Borrowings during the year under review;
- (v) The Insurance Company has listed its debt securities with the National Stock Exchange of India Limited and the following provisions are applicable and complied:
  - a) Chapters II, III and V of The Securities and Exchange Board of India (Listing Obligations and Disclosure Requirements) Regulations, 2015;
  - b) The Securities and Exchange Board of India (Issue and Listing of Non-Convertible Securities) Regulations, 2021 to the extent applicable;
  - c) The Securities and Exchange Board of India (Registrars to an Issue and Share Transfer Agents) Regulations, 1993 regarding the Companies Act and dealing with client [Not applicable as the Insurance company is not registered as Registrar to an Issue and Share transfer Agent during the year under review];
  - d) The Securities and Exchange Board of India (Prohibition of Insider Trading) Regulations, 2015.

The Insurance Company has not listed its equity shares in any of the Stock exchanges and hence the question of complying with the provisions of the following Regulations (a to e) and Guidelines prescribed under the Securities and Exchange Board of India Act, 1992 ('SEBI Act') does not arise:-

- a) The Securities and Exchange Board of India (Substantial Acquisition of Shares and Takeovers) Regulations, 2011;
- b) The Securities and Exchange Board of India (Issue of Capital and Disclosure Requirements) Regulations, 2018;



- c) The Securities and Exchange Board of India (Share Based Employee Benefits and Sweat Equity) Regulation, 2021;
  - d) The Securities and Exchange Board of India (Delisting of Equity Shares) Regulations, 2021; and
  - e) The Securities and Exchange Board of India (Buy-back of Securities) Regulations, 2018.
- (vi) The Management has identified and confirmed the following Laws as being specifically applicable to the Company:
1. Insurance Act, 1938;
  2. Insurance Rules, 1939;
  3. Insurance Laws (Amendment) Act, 2015;
  4. IRDAI Regulations, Guidelines, Circulars, directions and notifications made there under.

We believe that the audit evidence which we have obtained is sufficient and appropriate to provide a basis for our audit opinion. In our opinion and to the best of our information and according to explanations given to us, we believe that the systems and mechanisms established by the Company are adequate to ensure compliance of laws as mentioned above.

We have also examined compliance with the applicable clauses of the following:

- (i) Secretarial Standards with respect to Meetings of Board of Directors (SS-1) and General Meetings (SS-2) (Revised effective from October 1, 2017) and Guidance Note on Meetings of the Board of Directors and General Meetings (Revised) issued by the Institute of Company Secretaries of India.
- (ii) Chapters II, III and V of the Securities and Exchange Board of India (Listing Obligations and Disclosure Requirements) Regulations, 2015 as amended. [hereinafter referred to as "Listing Regulations"]

During the period under review, the Company has complied with the provisions of the Act, Rules, Regulations, Guidelines, Standards, etc. as mentioned above.

**We further report that**

The Board of Directors of the Insurance Company is duly constituted with proper balance of Executive Directors, Non-Executive Directors, Woman Independent Director and Independent Directors. The changes in

the composition of the Board of Directors that took place during the period under review were carried out in compliance with the provisions of the Act, IRDAI Regulations and Listing Regulations.

Adequate notice is given to all directors before the schedule of the Board Meetings, agenda and detailed notes on agenda were sent at least seven days in advance and a system exists for seeking and obtaining further information and clarifications on the agenda items before the meeting and for meaningful participation at the meeting. Notes on agenda which are circulated less than the specified period, the necessary compliances under the Companies Act, 2013 and Secretarial Standards on Board Meetings are complied with. The Directors participated through video conferencing or other audio visual means during the period under review, the necessary compliances of Rule 3 of the Companies (Meetings of Board and its powers) Rules, 2014 have been complied with. Further, the Circulars, Regulations and Guidelines issued by the Ministry of Corporate Affairs, Securities and Exchange Board of India and other relevant regulatory authorities pertaining to Board/Committee meetings, General Meetings and other provisions of the Act, Rules and Regulations have been complied with by the Insurance Company.

Based on the verification of the records and minutes, the decisions were carried out with the consent of the Board of Directors/Committee Members and no Director/Member dissented on the decisions taken at such Board/Committee Meetings. Further, as per the minutes of the general meetings duly recorded and signed by the Chairman, the decisions were unanimous and no dissenting views have been recorded.

**We further report that** based on review of compliance mechanism established by the Insurance Company and on the basis of the Compliance certificate(s) issued by the Company Secretary and taken on record by the Board of Directors at their meeting(s), we are of the opinion that the management has adequate systems and processes commensurate with its size and operations, to monitor and ensure compliance with all applicable laws, rules, regulations, circulars, guidelines, directions and notifications.

**We further report that** during the audit period, the Insurance Company had

- 1) issued 1000 Unsecured, Subordinated, fully paid up redeemable non convertible debentures of the face value of ₹10,00,000/- at par aggregating to ₹100 crores on private placement basis and the said debentures were allotted on June 2, 2022.
- 2) Redeemed 1000 Unsecured, Subordinated, Fully Paid-up, Listed, Redeemable, Non-Convertible Debentures (NCDs) of the face value of ₹10,00,000/- each, at par, aggregating to ₹100 crores by exercise of the call option on May 25, 2022.

For **R.SRIDHARAN & ASSOCIATES**  
Company Secretaries

**CS R.SRIDHARAN**

CP NO. 3239

FCS NO. 4775

PR NO.657/2020

UIN : S2003TN063400

UDIN: F004775E000205184

Place : Chennai

Date : April 27, 2023

This report is to be read with our letter of even date which is annexed as **Annexure - A** and forms an integral part of this report.

### Annexure A

The Members,

**CHOLAMANDALAM MS GENERAL INSURANCE COMPANY LIMITED**

CIN: U66030TN2001PLC047977

Dare House, II Floor, N S C Bose Road, Parrys,  
Chennai - 600 001

Our report of even date is to be read along with this letter.

1. Maintenance of secretarial records is the responsibility of the management of the Insurance company. Our responsibility is to express an opinion on these secretarial records based on our audit.
2. We have followed the audit practices and processes as were appropriate to obtain reasonable assurance about the correctness of the contents of the Secretarial records as per the Auditing Standards (CSAS-1 to CSAS-4) and Guidance Notes on ICSI Auditing Standards and Guidance Note on Secretarial Audit issued by The Institute of Company Secretaries of India. The verification was done to ensure that correct facts are reflected in secretarial records. We believe that the processes and practices, we followed provide a reasonable basis for our opinion.
3. We have not verified the correctness and appropriateness of financial records and Books of Accounts of the Insurance company as well as correctness of the values and figures reported in various disclosures and returns as required to be filed by the company under the specified laws.

4. Wherever required, we have obtained the Management representation about the compliance of laws, rules and regulations and happening of events, etc.
5. It is the responsibility of the management of the Insurance company to devise proper systems to ensure compliance with the provisions of Corporate and other applicable laws, rules, regulations, standards and to ensure that the systems are adequate and operate effectively. Our examination was limited to the verification of procedure on test basis.
6. The Secretarial Audit report is neither an assurance as to the future viability of the company nor of the efficacy or effectiveness with which the management has conducted the affairs of the company.

For **R.SRIDHARAN & ASSOCIATES**  
Company Secretaries

**CS R.SRIDHARAN**

CP NO. 3239

FCS NO. 4775

PR NO.657/2020

UIN : S2003TN063400

UDIN: F004775E000205184

Place : Chennai

Date : April 27, 2023

## ANNEXURE VI

## Business Responsibility And Sustainability Report

## SECTION A: GENERAL DISCLOSURES

## I. Details of the listed entity

1. Corporate Identity Number (CIN) of the Listed Entity	L65100TN1949PLC002905
2. Name of the Listed Entity	Cholamandalam Financial Holdings Limited
3. Year of incorporation	September 9, 1949
4. Registered office address	'Dare House', No. 234, NSC Bose Road, Chennai - 600 001
5. Corporate address	'Dare House', No. 234, NSC Bose Road, Chennai - 600 001
6. E-mail	<a href="mailto:investorservices@cfhl.murugappa.com">investorservices@cfhl.murugappa.com</a>
7. Telephone	044-42177770-5
8. Website	<a href="http://www.cholafhl.com">www.cholafhl.com</a>
9. Financial year for which reporting is being done	April 1, 2022 to March 31, 2023
10. Name of the Stock Exchange(s) where shares are listed	National Stock Exchange of India Limited and BSE Limited
11. Paid-up Capital	₹18.78 Crore
12. Name and contact details (telephone, email address) of the person who may be contacted in case of any queries on the BRSR report	Mr. Sridharan Rangarajan, Director Phone : 044 - 2530 6204 E-mail : <a href="mailto:sridharanr@corp.murugappa.com">sridharanr@corp.murugappa.com</a>
13. Reporting boundary - Are the disclosures under this report made on a standalone basis (i.e. only for the entity) or on a consolidated basis (i.e. for the entity and all the entities which form a part of its consolidated financial statements, taken together)	This report is prepared on a consolidated basis including the Company's subsidiaries viz., Cholamandalam Investment and Finance Company Limited ('CIFCL') and Cholamandalam MS General Insurance Company Limited ('MSGICL') (Together the entities are referred to as 'group' in this Report)

## II. Products/services

## 14. Details of business activities (accounting for 90% of the turnover):

SN.	Description of Main Activity	Description of Business Activity	% of Turnover of the group
1.	Financial Services	Lending Business	70.20%
2.		General Insurance Business	29.06%

## 15. Products/Services sold by the entity (accounting for 90% of the entity's Turnover):

SN.	Product/Service	NIC Code	% of total Turnover contributed
1.	Lending [Vehicle Finance, Loan Against Property, Home Loans, Secured Business and Personal Loans (SBPL), Consumer and Small Enterprise Loans (CSEL), Small and Medium Enterprise Loans (SME)]	K649	70.20%
2.	General Insurance	6512	29.06%

### III. Operations

#### 16. Number of locations where plants and/or operations/offices of the entity are situated as on March 31, 2023:

Location	Number of plants	Number of offices	Total
National	NA*	1343	1343
International		Nil	Nil

\* The entity is not engaged in manufacturing activities

#### 17. Markets served by the entity:

##### a. Number of locations

Location	Number
<b>National</b>	
Lending:	29 States, 5 Union Territories
General Insurance:	22 States, 4 Union Territories
<b>International</b>	Nil

##### b. What is the contribution of exports as a percentage of the total turnover of the entity? Nil

##### c. A brief on types of customers

**Lending Business:** The company focuses on retail customers including first time borrowers (FTB) and new to credit customers (NTCC) ensuring financial inclusion. Following are the types of customers based on products:

- (i) **Vehicle Financing:** Transport entrepreneurs, FTB and NTCC predominantly in geographies with limited presence of banks and organized financiers.
- (ii) **Loan against Property:** Focus on lending to small businesses against the collateral of self-occupied residential property.
- (iii) **Affordable Housing:** Underserved customers in tier III, IV, V, VI cities to enable them to achieve their dream of owning a home, customers from unorganised segments and women borrowers.
- (iv) **SBPL:** Underserved self-employed non-professional customers (eg: grocery shop, dairy owners, unskilled labourers, low salaried/cash salaried workers).
- (v) **SME Loans:** Micro, Small and Medium Enterprises (MSME) and Inventory Funding products to support SME customers.
- (vi) **CSEL:** Unsecured lending to retail customers including NTCC through partnership business to support lower income segment people.

##### **General Insurance Business:**

Provides wide range of products and services to both commercial and retail customers. The customer base includes corporates, small, micro, medium enterprises and individuals. The vehicle insurance business provides insurance coverage for two wheelers, four wheelers, commercial vehicles and tractors. The property and casualty insurance business comprises the marine, fire, engineering, commercial, SME and bancassurance services. The business also provides health, accident and travel insurance.

### IV. Employees

#### 18. Details as at March 31, 2023:

##### a. Employees and workers (including differently abled):

SN.	Particulars	Total (A)	Male		Female	
			No. (B)	% (B/A)	No. (C)	% (C/A)
<b>EMPLOYEES</b>						
1.	Permanent (D)	14417	13888	96%	529	4%
2.	Other than Permanent (E)	11	8	73%	3	27%
3.	<b>Total employees (D + E)</b>	<b>14428</b>	<b>13896</b>	<b>96%</b>	<b>532</b>	<b>4%</b>

## b. Differently Abled Employees:

SN.	Particulars	Total (A)	Male		Female	
			No. (B)	% (B/A)	No. (C)	% (C/A)
<b>DIFFERENTLY ABLED EMPLOYEES</b>						
1.	Permanent (D)	50	50	100%	-	-
2.	Other than permanent (E)	-	-	-	-	-
3.	<b>Differently Abled employees (D + E)</b>	50	50	100%	-	-

## 19. Participation/Inclusion/Representation of women - as on March 31, 2023:

Particulars	Total (A)	No. and percentage of Females	
		No. (B)	% (B/A)
Board of Directors	6	1	16.6%
Key Management Personnel	2	1	50%

## 20. Turnover rate for permanent employees and workers:

Particulars	FY 23			FY 22			FY 21		
	Male	Female	Total	Male	Female	Total	Male	Female	Total
<b>Permanent Employees</b>	19%	19%	19%	16%	22%	16%	13%	12%	13%

V. **Holding, Subsidiary and Associate Companies (including joint ventures)**

## 21. Name of holding/subsidiary/associate companies/joint ventures:

SN.	Name of the holding/subsidiary/associate companies/joint ventures (A)	Indicate whether holding/Subsidiary/Associate/Joint Venture	% of shares held by listed entity	Does the entity indicated at column A, participate in the Business Responsibility initiatives of the listed entity? (Yes/No)
1.	Cholamandalam Investment and Finance Company Limited	Subsidiary*	45.36%	Yes
2.	Cholamandalam MS General Insurance Company Limited	Subsidiary	60.00%	Yes
3.	Cholamandalam MS Risk Services Limited	Joint Venture	49.99%	No

\* Under Ind-AS.

VI. **CSR Details**22. (i) **Whether CSR is applicable as per section 135 of Companies Act, 2013? (Yes/No)**

Yes. The Company on a standalone basis does not have CSR obligation for the reporting financial year. Details on a consolidated basis are furnished below:

(ii) **Turnover (in ₹):** 18,376.03 Crore(iii) **Net worth (in ₹):** 16,258.02 Crore

## VII. Transparency and Disclosures Compliances

### 23. Complaints/Grievances on any of the principles (Principles 1 to 9) under the National Guidelines on Responsible Business Conduct (NGRBC):

Stakeholder group from whom complaint is received	Grievance Redressal Mechanism in Place (Yes/No) (If Yes, then provide web-link for grievance redress policy)*	FY 23			FY 22		
		Number of complaints filed during the year	Number of complaints pending resolution at close of the year	Remarks	Number of complaints filed during the year	Number of complaints pending resolution at close of the year	Remarks
Communities	<a href="http://www.cholafhl.com/docs/CFHL-Business-Responsibility-Policy.pdf">http://www.cholafhl.com/docs/CFHL-Business-Responsibility-Policy.pdf</a>	-	-	-	-	-	-
Investors (other than shareholders)	<a href="http://www.cholafhl.com/docs/CFHL-Whistle-Blower-Policies.pdf">http://www.cholafhl.com/docs/CFHL-Whistle-Blower-Policies.pdf</a>	-	-	-	-	-	-
Shareholders	<a href="http://www.cholafhl.com/docs/CFHL-Business-Responsibility-Policy.pdf">http://www.cholafhl.com/docs/CFHL-Business-Responsibility-Policy.pdf</a>	10	-	-	2	-	-
Employees	<a href="http://www.cholafhl.com/docs/CFHL-Whistle-Blower-Policies.pdf">http://www.cholafhl.com/docs/CFHL-Whistle-Blower-Policies.pdf</a>	2	-	-	1	-	-
Customers*		2108	-	-	2191	-	-
Value Chain Partners	<a href="http://www.cholafhl.com/docs/CFHL-Business-Responsibility-Policy.pdf">http://www.cholafhl.com/docs/CFHL-Business-Responsibility-Policy.pdf</a>	1	-	-	-	-	-
Others - Society		-	-	-	2	-	-

\*Group entities have grievance redressal mechanism in place which are available in their respective websites <https://www.cholamandalam.com/> and <https://www.cholainsurance.com/>.

### 24. Overview of the entity's material responsible business conduct issues:

Please indicate material responsible business conduct and sustainability issues pertaining to environmental and social matters that present a risk or an opportunity to your business, rationale for identifying the same, approach to adapt or mitigate the risk along-with its financial implications, as per the following format:

SN.	Material issue identified	Indicate whether risk or opportunity (R/O)	Rationale for identifying the risk/opportunity	In case of risk, approach to adapt or mitigate	Financial implications of the risk or opportunity (Indicate positive or negative implications)
1.	Regulatory changes	Risk	The businesses shall comply with regulatory norms at all times. Non-compliance with regulatory requirements may result in regulatory action and damage the entity's reputation.	Systems are in place to track regulatory changes. Risk assessments are carried out to identify potential compliance related risks.	Negative implication
2.	Data Privacy and security	Risk	Improper use or data leakage may lead to impairment of stakeholders' confidence and disrupt business operations.	The group has policies in place to monitor and ensure data privacy & security. Internal and IT audit is conducted to check implementation of the policies and procedures. Non disclosure agreements are entered with service providers/vendors to ensure data privacy.	Negative implication

SN.	Material issue identified	Indicate whether risk or opportunity (R/O)	Rationale for identifying the risk/opportunity	In case of risk, approach to adapt or mitigate	Financial implications of the risk or opportunity (Indicate positive or negative implications)
3.	Employee growth and development	Opportunity	Skilled employees are considered the most valuable resources in financial services sector. Focus on employee growth and development helps in talent retention, enhance productivity and foster innovation which enables business to tackle market challenges.		Positive implication
4.	Technology (Innovation and Digitalisation)	Opportunity	Technology advancements has made it possible to enter previously hard-to-access markets at lower cost and value creation for customers and other stakeholders.		Positive implication
5.	Financial Inclusion	Opportunity	Enhancing quality of life for customers, particularly those residing in semi-urban and rural areas of India, where the availability of financial products and services is limited.		Positive implication
6.	Corporate Governance (Transparency and Disclosures)	Opportunity	Corporate governance is a fundamental element of sustainable business operations. Ethical governance will help in enhancing stakeholders' trust and strengthen brand value.		Positive implication
7.	Customer Support and Satisfaction	Opportunity	Strong relationships enhances loyalty and retention.		Positive implication
8.	Branding and Reputation	Opportunity	Enhances credibility and trust among diverse stakeholders and emphasises the company's reputation as an ethically managed business.		Positive implication
9.	Human Rights	Opportunity	Respect and promotion of human rights improves talent retention and business reputation.		Positive implication
10.	Climate Change (emissions, renewables/ energy efficiency)	Risk	Has implications for managing impact on the climate changes.	The group will ensure its offices are operating in LEED certified green buildings.	Negative implication
11.	Diversity and Inclusiveness	Opportunity	Reiterates the company's commitment to social inclusion and merit-based engagement of employees, customers, suppliers, etc.		Positive implication
12.	CSR	Opportunity	The group's brand is leveraged as a force for good to support community development.		Positive implication

## SECTION B: MANAGEMENT AND PROCESS DISCLOSURES

Disclosure Questions	P1	P2	P3	P4	P5	P6	P7	P8	P9
<b>Policy and management processes</b>									
1. a. Whether your entity's policy/policies cover each principle and its core elements of the NGRBCs. (Yes/No)	Yes	Yes	Yes	Yes	Yes	Yes	Yes	Yes	Yes
b. Has the policy been approved by the Board? (Yes/No)	Yes	Yes	Yes	Yes	Yes	Yes	Yes	Yes	Yes
c. Web Link of the Policies, if available	<a href="http://www.cholafhl.com/docs/CFHL-Business-Responsibility-Policy.pdf">http://www.cholafhl.com/docs/CFHL-Business-Responsibility-Policy.pdf</a>								
2. Whether the entity has translated the policy into procedures. (Yes/No)	Yes	Yes	Yes	Yes	Yes	Yes	Yes	Yes	Yes
3. Do the enlisted policies extend to your value chain partners? (Yes/No)	Yes	Yes	Yes	Yes	Yes	Yes	Yes	Yes	Yes
4. Name of the national and international codes/certifications/labels /standards (e.g. Forest Stewardship Council, Fairtrade, Rainforest Alliance, Trustea) standards (e.g. SA 8000, OHSAS, ISO, BIS) adopted by your entity and mapped to each principle.	-	ISO 31000:2018	ISO 30408:2016	-	-	ISO 9001:2015	-	-	-
5. Specific commitments, goals and targets set by the entity with defined timelines, if any.	Ensure 0% data breaches in customer data protection	For lending business - Increase electric vehicle loan disbursements by 5% YOY from 2023-2025	To achieve and sustain zero accident culture through the group's road safety awareness initiatives and programs.	-	-	Replace 100% of CFL lighting with LED systems at all operations by 2025	-	-	Attain ISMS certification by the year 2025
6. Performance of the entity against the specific commitments, goals and targets along-with reasons in case the same are not met.	NA								
<b>Governance, leadership and oversight</b>									
7. Statement by director responsible for the business responsibility report, highlighting ESG related challenges, targets and achievements.	Kindly refer the Company's website at: <a href="https://www.cholafhl.com/article/subsidyfinancials/400">https://www.cholafhl.com/article/subsidyfinancials/400</a>								
8. Details of the highest authority responsible for implementation and oversight of the Business Responsibility policy (ies).	Name: Mr. Sridharan Rangarajan, Director DIN: 01814413 E-mail: <a href="mailto:sridharanr@corp.muruqappa.com">sridharanr@corp.muruqappa.com</a>								
9. Does the entity have a specified committee of the Board/Director responsible for decision making on sustainability related issues? (Yes/No). If yes, provide details.	Yes. The group entities have their own policies as approved by their respective Boards. The implementation of the policies is monitored through their respective board/management committee.								

### 10. Details of Review of NGRBCs by the Company:

Subject for Review	Indicate whether review was undertaken by Director/Committee of the Board/Any other Committee									Frequency (Annually/Half yearly/Quarterly/ Any other – please specify)								
	P1	P2	P3	P4	P5	P6	P7	P8	P9	P1	P2	P3	P4	P5	P6	P7	P8	P9
Performance against above policies and follow up action	Yes. Review is undertaken by the management periodically and placed before the respective Boards.									Annually								



Subject for Review	Indicate whether review was undertaken by Director/Committee of the Board/Any other Committee									Frequency (Annually/Half yearly/Quarterly/ Any other – please specify)								
	P1	P2	P3	P4	P5	P6	P7	P8	P9	P1	P2	P3	P4	P5	P6	P7	P8	P9
Compliance with statutory requirements of relevance to the principles and rectification of any non-compliances	Yes. Review of compliance with statutory requirements as applicable to each entity is undertaken by the respective management committees.									Quarterly								

11. Has the entity carried out independent assessment/evaluation of the working of its policies by an external agency? (Yes/No). If yes, provide the name of the agency.	P1	P2	P3	P4	P5	P6	P7	P8	P9	No. Evaluation is a continuous process and is carried out internally by the respective entities.								
--	----	----	----	----	----	----	----	----	----	--	--	--	--	--	--	--	--	--

**12. If answer to question (1) above is “No” i.e. not all Principles are covered by a policy, reasons to be stated:**

Questions	P1	P2	P3	P4	P5	P6	P7	P8	P9
The entity does not consider the Principles material to its business (Yes/No)	NA								
The entity is not at a stage where it is in a position to formulate and implement the policies on specified principles (Yes/No)	NA								
The entity does not have the financial or/human and technical resources available for the task (Yes/No)	NA								
It is planned to be done in the next financial year (Yes/No)	NA								
Any other reason (please specify)	NA								

## SECTION C: PRINCIPLE WISE PERFORMANCE DISCLOSURE

### PRINCIPLE 1:- BUSINESSES SHOULD CONDUCT AND GOVERN THEMSELVES WITH INTEGRITY, AND IN A MANNER THAT IS ETHICAL, TRANSPARENT AND ACCOUNTABLE

#### Essential Indicators

1. Percentage coverage by training and awareness programmes on any of the principles during the financial year:

Segment	Total number of training and awareness programmes held	Topics/principles covered under the training and its impact	% of persons in respective category covered by the awareness programmes
Board of Directors (BoD)	4	ESG strategy and awareness aimed at conducting business with integrity and in a ethical and transparent manner	100%
Key Managerial Personnel	4		100%
Employees other than BoD and KMPs	125	Trainings include topics such as prevention of sexual harassment, company's code of conduct, customer relationship management, KYC/AML policies, etc.	57%
Workers	NA	NA	NA

2. Details of fines/penalties/punishment/award/compounding fees/settlement amount paid in proceedings (by the entity or by directors/KMPs) with regulators/law enforcement agencies/judicial institutions, in the financial year, in the following format: (Note: the entity shall make disclosures on the basis of materiality as specified in Regulation 30 of SEBI (Listing Obligations and Disclosure Obligations) Regulations, 2015 and as disclosed on the entity's website)

Monetary					
Particulars	NGRBC Principle	Name of the regulatory/enforcement agencies/judicial institutions	Amount (In INR)	Brief of the Case	Has an appeal been preferred? (Yes/No)
Penalty/Fine			Nil		
Settlement					
Compounding fee					

Non-Monetary				
Particulars	NGRBC Principle	Name of the regulatory/enforcement agencies/judicial institutions	Brief of the Case	Has an appeal been preferred? (Yes/No)
Imprisonment				
Punishment				

3. Of the instances disclosed in Question 2 above, details of the Appeal/Revision preferred in cases where monetary or non-monetary action has been appealed.

Case Details	Name of the regulatory/enforcement agencies/judicial institutions
	NA

4. Does the entity have an anti-corruption or anti-bribery policy? If yes, provide details in brief and if available, provide a web-link to the policy.

The group is committed to ethical and lawful business conduct. The employees shall follow governance guidelines and abide by the code of conduct framed by the respective group entities in addition to the applicable legal, regulatory and internal compliance standards. The policy is available at: <http://www.cholafhl.com/docs/Code-of-Conduct-Annex.pdf>

5. Number of Directors/KMPs/employees/workers against whom disciplinary action was taken by any law enforcement agency for the charges of bribery/corruption:

Particulars	FY 23	FY 22
Directors	Nil	Nil
KMPs		
Employees		
Workers	NA	NA

6. Details of complaints with regard to conflict of interest:

Particulars	FY 23		FY 22	
	Number	Remarks	Number	Remarks
Number of complaints received in relation to issues of Conflict of Interest of the Directors	Nil	-	Nil	-
Number of complaints received in relation to issues of Conflict of Interest of the KMPs	Nil	-	Nil	-

7. Provide details of any corrective action taken or underway on issues related to fines/penalties/action taken by regulators/law enforcement agencies/judicial institutions, on cases of corruption and conflicts of interest.

NA

### Leadership Indicators

**1. Awareness programmes conducted for value chain partners on any of the principles during the financial year:**

The group aims to create awareness through fair practices code and business agreements with third parties.

**2. Does the entity have processes in place to avoid/manage conflict of interests involving members of the Board? (Yes/No) If yes, provide details of the same.**

Yes, the company has Code of Conduct for directors and senior management which provides clear guidelines for avoiding and disclosing actual or potential conflict of interest with the company. Annual declaration by board of directors and senior management confirming compliance with the code of conduct is obtained. The policy is available on the company's website at: <http://www.cholafhl.com/docs/Code-of-Conduct-Annex.pdf>

## PRINCIPLE 2:- BUSINESSES SHOULD PROVIDE GOODS AND SERVICES IN A MANNER THAT IS SUSTAINABLE AND SAFE

### Essential Indicators

**1. Percentage of R&D and capital expenditure (capex) investments in specific technologies to improve the environmental and social impacts of product and processes to total R&D and capex investments made by the entity, respectively.**

Particulars	FY 23	FY 22	Details of improvements in environmental and social impacts
R&D	-	-	-
Capex	₹8.30 Crore [23.4%]	₹1.56 Crore [5.9%]	The group being engaged in financial service businesses, focuses on digitalisation of its processes. Expenses are largely on investments in technology and software licenses to improve customer experiences and manage customer data.

**2. Does the entity have procedures in place for sustainable sourcing? (Yes/No). If yes, what percentage of inputs were sourced sustainably?**

Yes. Though, the group is engaged in financial services business, it values conservation of resources. Through digitalisation and promotion of innovative practices, the group aims to ensure sustainable practices.

**3. Describe the processes in place to safely reclaim your products for reusing, recycling and disposing at the end of life, for (a) Plastics (including packaging) (b) E-waste (c) Hazardous waste and (d) other waste.**

Given the nature of the group's business, e-waste is generated in the form of IT related hardware and networking equipments. The group has e-wastage management policy. E-waste generated are disposed off as per the policy.

**4. Whether Extended Producer Responsibility (EPR) is applicable to the entity's activities (Yes/No)? If yes, whether the waste collection plan is in line with the Extended Producer Responsibility (EPR) plan submitted to Pollution Control Boards? If not, provide steps taken to address the same.**

No.

### Leadership Indicators

**1. Has the entity conducted Life Cycle Perspective/Assessments (LCA) for any of its products (for manufacturing industry) or for its services (for service industry)? If yes, provide details in the following format?**

NIC Code	Name of Product/Service	% of total Turnover contributed	Boundary for which the Life Cycle Perspective/Assessment was conducted	Whether conducted by independent external agency (Yes/No)	Results communicated in public domain (Yes/No) If yes, provide the web-link.
NA					

**2. If there are any significant social or environmental concerns and/or risks arising from production or disposal of your products/services, as identified in the Life Cycle Perspective/Assessments (LCA) or through any other means, briefly describe the same along-with action taken to mitigate the same.**

Name of Product/Service	Description of the risk/concern	Action Taken
NA		

3. Percentage of recycled or reused input material to total material (by value) used in Products (for manufacturing industry) or providing services (for service industry).

Indicate input material	Recycled or re-used input material to total material	
	FY 23	FY 22
NA	NA	NA

4. Of the products and packaging reclaimed at end of life of products, amount (in metric tonnes) reused, recycled, and safely disposed, as per the following format:

Particulars	FY 23			FY 22		
	Re-Used	Recycled	Safely Disposed	Re-Used	Recycled	Safely Disposed
Plastics (including packaging)	NA			NA		
E-waste						
Hazardous waste						
Other waste						

5. Reclaimed products and their packaging materials (as percentage of products sold) for each product category:

Indicate product category	Reclaimed products and their packaging materials as % of total products sold in respective category
NA	NA

### PRINCIPLE 3:- BUSINESSES SHOULD RESPECT AND PROMOTE THE WELL-BEING OF ALL EMPLOYEES, INCLUDING THOSE IN THEIR VALUE CHAINS

#### Essential Indicators

1. a. Details of measures for the well-being of employees:

Category	% of employees covered by										
	Total (A)	Health insurance		Accident insurance		Maternity benefits		Paternity Benefits		Day Care facilities	
		No. (B)	% (B/A)	No.(C)	% (C/A)	No. (D)	% (D/A)	No. (E)	% (E/A)	No. (F)	% (F/A)
<b>Permanent Employees</b>											
Male	13888	13792	99%	4836	35%	NA	NA	9930	72%	-	-
Female	529	511	97%	271	51%	511	97%	NA	NA	6	1.13%
<b>Total</b>	<b>14417</b>	<b>14303</b>	<b>99%</b>	<b>5107</b>	<b>35%</b>	<b>511</b>	<b>4%</b>	<b>9930</b>	<b>69%</b>	<b>6</b>	<b>0.04%</b>
<b>Other than Permanent Employees</b>											
Male	8	6	75%	2	25%	-	-	-	-	-	-
Female	3	3	100%	1	33%	-	-	-	-	-	-
<b>Total</b>	<b>11</b>	<b>9</b>	<b>82%</b>	<b>3</b>	<b>27%</b>	<b>-</b>	<b>-</b>	<b>-</b>	<b>-</b>	<b>-</b>	<b>-</b>

- b. Details of measures for the well-being of workers:

Category	% of workers covered by										
	Total (A)	Health insurance		Accident insurance		Maternity benefits		Paternity benefits		Day Care facilities	
		No. (B)	% (B/A)	No. (C)	% (C/A)	No. (D)	% (D/A)	No. (E)	% (E/A)	No. (F)	% (F/A)
<b>Permanent Workers</b>											
Male	NA										
Female											
<b>Total</b>											

Category	% of workers covered by										
	Total (A)	Health insurance		Accident insurance		Maternity benefits		Paternity benefits		Day Care facilities	
		No. (B)	% (B/A)	No. (C)	% (C/A)	No. (D)	% (D/A)	No. (E)	% (E/A)	No. (F)	% (F/A)
<b>Other than Permanent Workers</b>											
Male	NA										
Female											
<b>Total</b>											

**2. Details of retirement benefits, for Current FY and Previous Financial Year:**

Benefits	FY 23			FY 22		
	No. of employees covered as a % of total employees	No. of workers covered as a % of total workers	Deducted and deposited with the authority (Y/N/NA)	No. of employees covered as a % of total employees	No. of workers covered as a % of total workers	Deducted and deposited with the authority (Y/N/NA)
PF	100%	NA	Yes	100%	NA	Yes
Gratuity	100%		NA	100%		NA
ESI	100%*		Yes	100%*		Yes

\*Represents coverage of employees eligible to be covered under ESI schemes

**3. Accessibility of workplaces:**

Are the premises/offices of the entity accessible to differently abled employees and workers, as per the requirements of the Rights of Persons with Disabilities Act, 2016? If not, whether any steps are being taken by the entity in this regard.

Yes.

**4. Does the entity have an equal opportunity policy as per the Rights of Persons with Disabilities Act, 2016? If so, provide a web-link to the policy.**

Yes, the group has an equal opportunity policy as per the Rights of Persons with Disabilities Act, 2016. The policy is available to employees through the company portal.

**5. Return to work and Retention rates of permanent employees that took parental leave:**

Gender	Permanent employees		Permanent workers	
	Return to work rate	Retention rate	Return to work rate	Retention rate
Male	100%	100%	NA	NA
Female	100%	100%	NA	NA
<b>Total</b>	<b>100%</b>	<b>100%</b>	<b>NA</b>	<b>NA</b>

**6. Is there a mechanism available to receive and redress grievances for the following categories of employees? If yes, give details of the mechanism in brief.**

Particulars	Yes/No (If Yes, then give details of the mechanism in brief)
Permanent Employees	Grievances of employees can be raised with the Head of department. Further, grievances could also be addressed to the Ombudsman under whistle blower policy or to chairperson of the Prevention of Sexual Harassment (POSH) committee, as the case may be. Grievances are investigated based on the procedures under each policy and appropriate corrective actions are taken.
Other than Permanent Employees	

7. Membership of employees and worker in association(s) or Unions recognised by the listed entity:

Category	FY 23			FY 22		
	Total employees / workers in respective category (A)	No. of employees / workers in respective category, who are part of association(s) or Union (B)	% (B / A)	Total employees / workers in respective category (A)	No. of employees / workers in respective category, who are part of association(s) or Union (B)	% (B / A)
Total Permanent Employees	Nil					
Male						
Female						
Total Permanent Workers	NA					
Male						
Female						

8. Details of training given to employees and workers:

Category	FY 23					FY 22				
	Total (A)	On Health and safety measures		On Skill upgradation		Total (D)	On Health and safety measures		On Skill upgradation	
		No. (B)	% (B/A)	No. (C)	% (C/A)		No.(E)	% (E/D)	No. (F)	% (F/D)
<b>Employees</b>										
Male	13888	4525	33%	8136	59%	9552	1472	15%	2448	26%
Female	529	172	33%	248	47%	353	84	24%	96	27%
<b>Total</b>	<b>14417</b>	<b>4697</b>	<b>33%</b>	<b>8384</b>	<b>58%</b>	<b>9905</b>	<b>1556</b>	<b>16%</b>	<b>2544</b>	<b>26%</b>
<b>Workers</b>										
Male	NA									
Female										
<b>Total</b>										

9. Details of performance and career development reviews of employees:

Category	FY 23			FY 22		
	Total (A)*	No. (B)	% (B/A)	Total (C)*	No. (D)	% (D/C)
<b>Employees</b>						
Male	8494	8494	100%	8517	8517	100%
Female	292	292	100%	290	290	100%
<b>Total</b>	<b>8786</b>	<b>8786</b>	<b>100%</b>	<b>8807</b>	<b>8807</b>	<b>100%</b>
<b>Workers</b>						
Male	NA					
Female						
<b>Total</b>						

\*Employees eligible for performance review.

10. Health and safety management system:

a. Whether an occupational health and safety management system has been implemented by the entity? (Yes/ No). If yes, the coverage of such a system?

Yes. Systems are in place to ensure health and safety at workplace. Emergency response teams have been set up and initiatives such as fire safety drills, training sessions and awareness programs are conducted. The group strives to inculcate a culture of behaviour safety across business operations.

**b. What are the processes used to identify work-related hazards and assess risks on a routine and non-routine basis by the entity?**

Employee feedback and walk through approach are used as a mechanism to identify and address workplace related hazards.

**c. Whether you have processes for workers to report the work-related hazards and to remove themselves from such risks. (Yes/No) Yes**

**d. Do the employees of the entity have access to non-occupational medical and healthcare services? (Yes/ No) Yes**

**11. Details of safety related incidents, in the following format:**

Safety Incident/Number	Category	FY 23	FY 22
Lost Time Injury Frequency Rate (LTIFR) (per one million-person hours worked)	Employees	Nil	Nil
	Workers	NA	NA
Total recordable work-related injuries	Employees	Nil	Nil
	Workers	NA	NA
No. of fatalities	Employees	Nil	Nil
	Workers	NA	NA
High consequence work-related injury or ill-health (excluding fatalities)	Employees	Nil	Nil
	Workers	NA	NA

**12. Describe the measures taken by the entity to ensure a safe and healthy workplace:**

The group considers safety at the workplace as the topmost priority. It upholds the highest standards of health, safety and well-being for employees. The employees are covered under health and accident insurance. Doctors are available at the head offices to cater to medical needs. The group caters to the mental and physical well-being of all employees through awareness programs conducted periodically. Moreover, the head office is located in a certified Green building. The safety measures in the office premises taken by the group to ensure healthy work place includes sign boards on electrical devices, emergency exit marking and fire extinguishers. The employees are also provided training through regular safety awareness programs.

**13. Number of Complaints on the following made by employees:**

Particulars	FY 23			FY 22		
	Filed during the year	Pending resolution at the end of year	Remarks	Filed during the year	Pending resolution at the end of year	Remarks
Working Conditions	Nil	Nil	-	Nil	Nil	-
Health & Safety	Nil	Nil	-	Nil	Nil	-

**14. Assessments for the year:**

Particulars	% of your plants and offices that were assessed (by entity or statutory authorities or third parties)
Health and safety practices	Nil
Working Conditions	Nil

**15. Provide details of any corrective action taken or underway to address safety-related incidents (if any) and on significant risks/concerns arising from assessments of health & safety practices and working conditions.**

There has been no concern or significant risk arising from health & safety practices and working conditions. Therefore, no corrective action was required to be taken during the year.

### Leadership Indicators

**1. Does the entity extend any life insurance or any compensatory package in the event of death of:**

**(A) Employees (Y/N) - Yes**

**(B) Workers (Y/N) - NA**

**2. Provide the measures undertaken by the entity to ensure that statutory dues have been deducted and deposited by the value chain partners.**

Statutory compliance by the value chain partners is ensured through contractual agreements based on responsible business conduct and periodic audits.

3. Provide the number of employees / workers having suffered high consequence work- related injury / ill-health /fatalities (as reported in Q11 of Essential Indicators above), who have been are rehabilitated and placed in suitable employment or whose family members have been placed in suitable employment:

Particulars	Total no. of affected employees/ workers		No. of employees/workers that are rehabilitated and placed in suitable employment or whose family members have been placed in suitable employment	
	FY 23	FY 22	FY 23	FY 22
Employees - Group Medical Policy	Nil	Nil	Nil	Nil
Employees - Group Term Insurance	Nil	Nil	Nil	Nil
Workers	NA			

- 4 Does the entity provide transition assistance programs to facilitate continued employability and the management of career endings resulting from retirement or termination of employment? (Yes/ No) No.

5. Details on assessment of value chain partners:

Particulars	% Of value chain partners (by value of business done with such partners) that were assessed
Health and safety practices	100%
Working Conditions	100%

6. Provide details of any corrective actions taken or underway to address significant risks / concerns arising from assessments of health and safety practices and working conditions of value chain partners.

There has been no concern or significant risk arising from health & safety practices and working conditions, hence, corrective action is not applicable.

#### PRINCIPLE 4:- BUSINESSES SHOULD RESPECT THE INTERESTS OF AND BE RESPONSIVE TO ALL ITS STAKEHOLDERS

##### Essential Indicators

1. Describe the processes for identifying key stakeholder groups of the entity.

The group recognizes that their activities can affect individuals or groups, both present and future. Such individuals or groups, who have an interest or are impacted by the business activities are identified as key stakeholders. The group engages with its stakeholders through various formal and informal communication channels. The key stakeholders who have a significant impact on the business operations of the entity are determined based on these engagements.

2. List stakeholder groups identified as key for your entity and the frequency of engagement with each stakeholder group.

Stakeholder Group	Whether identified as Vulnerable & Marginalized Group (Yes/No)	Channels of communication (Email, SMS, Newspaper, Pamphlets, Advertisement, Community Meetings, Notice Board, Website), Other	Frequency of engagement (Annually/ Half yearly/Quarterly/ others – please specify)	Purpose and scope of engagement including key topics and concerns raised during such engagement
Customers	No	Digital platforms and applications, in - person engagement	Periodic	To achieve customer satisfaction, feedback for product customization and customer relationship management
Investors/ Shareholders	No	Press releases and publications, Investor meets, Annual General Meeting, Stock exchange communication, Website disclosures, Through RTA (Registrar and Transfer Agent)	Quarterly	To inform company's performance, business developments, address investor queries and general updates



Stakeholder Group	Whether identified as Vulnerable & Marginalized Group (Yes/No)	Channels of communication (Email, SMS, Newspaper, Pamphlets, Advertisement, Community Meetings, Notice Board, Website), Other	Frequency of engagement (Annually/ Half yearly/Quarterly/ others – please specify)	Purpose and scope of engagement including key topics and concerns raised during such engagement
Communities	Yes	Through corporate social responsibility initiatives	Periodic	To promote well-being of the society at large
Regulators	No	Statutory filings, meetings	Periodic	To achieve compliance with statutory requirements and industry updates
Value chain Partners	No	E-mails, Meetings, Training Programs.	Periodic	To achieve an understanding of the portfolio of services offered by the business
Employees	No	Multiple channels both physical and digital	Periodic	To provide a safe and secured work environment and merit-based opportunities towards fulfilment of company's vision, mission and achieving sustainability objectives and for professional capacity building

### Leadership Indicators

- Provide the processes for consultation between stakeholders and the Board on economic, environmental, and social topics or if consultation is delegated, how is feedback from such consultations provided to the Board.**

The group uses a combination of formal and informal communication channels to actively engage with its stakeholders. These channels include digital means such as e-mail and social media, as well as initiatives that aim to promote transparency and accountability. Senior executives participate in these engagements based on the requirement. The Board is updated periodically on such developments.

- Whether stakeholder consultation is used to support the identification and management of environmental, and social topics (Yes/No). If so, provide details of instances as to how the inputs received from stakeholders on these topics were incorporated into policies and activities of the entity.**

Yes. The key ESG issues of the Company are identified from consultation with stakeholders. Activities and implementation plans have been set in place as measures to mitigate the risk arising from these issues.

- Provide details of instances of engagement with, and actions taken to, address the concerns of vulnerable/marginalized stakeholder groups.**

The group through its CSR initiatives has undertaken various activities for the benefit of different segments of the society with focus on the marginalised, under-privileged and differently abled persons.

## PRINCIPLE 5:- BUSINESSES SHOULD RESPECT AND PROMOTE HUMAN RIGHTS

### Essential Indicators

- Employees and workers who have been provided training on human rights issues and policy(ies) of the entity, in the following format:**

Category	FY 23			FY 22		
	Total (A)	No. employees covered (B)	% (B/A)	Total (c)	No. employees covered (D)	% (D/C)
<b>Employees</b>						
Permanent	14417	5871	41%	9905	2041	21%
Other than permanent	11	0	0%	-	-	-
<b>Total Employees</b>	<b>14428</b>	<b>5871</b>	<b>41%</b>	<b>9905</b>	<b>2041</b>	<b>21%</b>

Category	FY 23			FY 22		
	Total (A)	No. employees covered (B)	% (B/A)	Total (c)	No. employees covered (D)	% (D/C)
<b>Workers</b>						
Permanent	NA					
Other than permanent						
<b>Total Workers</b>						

2. Details of minimum wages paid to employees in the following format:

Category	FY 23					FY 22				
	Total (A)	Equal to Minimum Wage		More than Minimum Wage		Total (D)	Equal to Minimum Wage		More than Minimum Wage	
		No.(B)	% (B/A)	No.C	% (C/A)		No.(E)	% (E/D)	No.(F)	% (F/D)
<b>Permanent</b>	14417	-	-	14417	100%	9905	-	-	9905	100%
Male	13888	-	-	13888	100%	9552	-	-	9552	100%
Female	529	-	-	529	100%	353	-	-	353	100%
<b>Other than permanent</b>	11	-	-	11	100%	-	-	-	-	-
Male	8	-	-	8	100%	-	-	-	-	-
Female	3	-	-	3	100%	-	-	-	-	-

3. Details of remuneration/salary/wages, in the following format:

Category	Male		Female	
	Number	Median remuneration/salary/wages of respective category	Number	Median remuneration/salary/wages of respective category
Board of Directors (BoD)	5	12.70 Lakh	1	12.70 Lakh
Key Managerial Personnel	1	106.47 Lakh	1	33.07 Lakh
Employees other than BoD and KMP	13888	8.45 Lakh	529	7.85 Lakh

4. Do you have a focal point (Individual/Committee) responsible for addressing human rights impacts or issues caused or contributed to by the business? (Yes/No) Yes

5. Describe the internal mechanisms in place to redress grievances related to human rights issues.

Grievances related to human rights can be raised with the Head of department. Further, grievances could also be addressed to the Ombudsman under whistle blower policy or to chairperson of the Prevention of Sexual Harassment (POSH) committee, as the case may be. Grievances are investigated based on the procedures under each policy and appropriate corrective actions are taken.

6. Number of Complaints on the following made by employees and workers:

Particulars	FY 23			FY 22		
	Filed during the year	Pending resolution at the end of year	Remarks	Filed during the year	Pending resolution at the end of year	Remarks
Sexual Harassment	Nil	Nil	-	Nil	Nil	-
Discrimination at workplace	Nil	Nil	-	Nil	Nil	-
Child Labour	Nil	Nil	-	Nil	Nil	-
Forced Labour/Involuntary Labour	Nil	Nil	-	Nil	Nil	-
Wages	Nil	Nil	-	Nil	Nil	-
Other human rights related issues	2	Nil	-	1	Nil	-

**7. Mechanisms to prevent adverse consequences to the complainant in discrimination and harassment cases:**

The whistle blower policy and the Code of conduct include relevant clauses that no harm will be caused to the complainant in case of discrimination and harassment cases. The mechanism also provides for adequate safeguards against victimization of complainants. An ombudsperson is appointed to deal with the complaints appropriately.

**8. Do human rights requirements form part of your business agreements and contracts? (Yes/No)**

Yes.

**9. Assessments for the year:**

Particulars	% of your plants and offices that were assessed (by entity or statutory authorities or third parties)
Child labour	100%. As per the recruitment policy, the group does not engage child labour and prohibits any forced/involuntary labour. The group has framed a policy for prevention of sexual harassment at work place. There were no referrals received during the year under the policy. Further the group is driven by governance standards and does not discriminate employees and other stakeholders either on gender, caste or race.
Forced/involuntary labour	
Sexual harassment	
Discrimination at workplace	
Wages	NA
Others - please specify	-

**10. Provide details of any corrective actions taken or underway to address significant risks/concerns arising from the assessments at Question 9 above.**

NA.

**Leadership Indicators****1. Details of a business process being modified/introduced as a result of addressing human rights grievances/complaints:**

The group believes that it upholds the basic principles of human rights in all its dealings. A Code of Conduct has been implemented for its employees, senior management and Board of Directors. There were no significant human rights grievances necessitating modification of business process.

**2. Details of the scope and coverage of any Human rights due-diligence conducted.**

The scope covers a broad spectrum of human rights concerns, such as child labour, forced labour, harassment, discrimination and wages.

**3. Is the premise/office of the entity accessible to differently abled visitors, as per the requirements of the Rights of Persons with Disabilities Act, 2016?**

Yes, the premise of the entity is accessible to differently-abled visitors. Facilities such as elevators, ramps and wheelchairs are available in head office. Appropriate steps are being taken to improve access to differently abled visitors across the main branches.

**4. Details on assessment of value chain partners:**

Particulars	% of value chain partners (by value of business done with such partners) that were assessed
Sexual Harassment	100%
Discrimination at workplace	100%
Child Labour	100%
Forced Labour/Involuntary Labour	100%
Wages	100%
Others - please specify	-

**5. Provide details of any corrective actions taken or underway to address significant risks/concerns arising from the assessments at Question 4 above.**

No significant risks have been identified to mitigate remedial actions.

## PRINCIPLE 6: BUSINESSES SHOULD RESPECT AND MAKE EFFORTS TO PROTECT AND RESTORE THE ENVIRONMENT

### Essential Indicators

1. Details of total energy consumption (in Joules or multiples) and energy intensity, in the following format:

Parameter	FY 23	FY 22
Total electricity consumption (A) (in GJ)	66,646	52,126
Total fuel consumption (B) (in GJ)	2,606	3,594
Energy consumption through other sources (C)	-	-
<b>Total energy consumption (A+B+C)</b>	<b>69,252</b>	<b>55,720</b>
Energy intensity per rupee of turnover (Total energy consumption/turnover in '000 crore rupees)	3.78	3.77
Energy intensity (optional) – the relevant metric may be selected by the entity	-	-

**Note:** Indicate if any independent assessment/evaluation/assurance has been carried out by an external agency? (Y/N) If yes, name of the external agency. No

2. Does the entity have any sites/facilities identified as designated consumers (DCs) under the Performance, Achieve and Trade (PAT) Scheme of the Government of India? (Y/N) If yes, disclose whether targets set under the PAT scheme have been achieved. In case targets have not been achieved, provide the remedial action taken, if any. No
3. Provide details of the following disclosures related to water, in the following format:

Parameter	FY 23	FY 22
<b>Water withdrawal by source (in kilolitres)</b>		
(i) Surface water	-	-
(ii) Groundwater	-	-
(iii) Third party water	40,919	34,904
(iv) Seawater/desalinated water	-	-
(v) Others	-	-
<b>Total volume of water withdrawal (in kilolitres) (i + ii + iii + iv + v)</b>	<b>-</b>	<b>-</b>
<b>Total volume of water consumption (in kilolitres)</b>	<b>40,919</b>	<b>34,904</b>
<b>Water intensity per rupee of turnover (Water consumed/'000 crore turnover)</b>	<b>2.23</b>	<b>2.36</b>

**Note:** Indicate if any independent assessment/evaluation/assurance has been carried out by an external agency? (Yes/No) If yes, name of the external agency. No

4. Has the entity implemented a mechanism for Zero Liquid Discharge? If yes, provide details of its coverage and implementation. No
5. Please provide details of air emissions (other than GHG emissions) by the entity, in the following format:

Parameter	Please specify unit	FY 23	FY 22
NOx	MT/m <sup>3</sup>	NA	NA
SOx	MT/m <sup>3</sup>		
Particulate matter (PM)	MT/m <sup>3</sup>		
Persistent organic pollutants (POP)	-		
Volatile organic compounds (VOC)	-		
Hazardous air pollutants (HAP)	-		
Others – please specify			

**Note:** Indicate if any independent assessment/evaluation/assurance has been carried out by an external agency? (Y/N) If yes, name of the external agency. No

6. Provide details of green house gas emissions (Scope 1 and Scope 2 emissions) & its intensity, in the following format:

Parameter	Unit	FY 23	FY 22
<b>Total Scope 1 emissions</b> (Break-up of the GHG into CO <sub>2</sub> , CH <sub>4</sub> , N <sub>2</sub> O, HFCs, PFCs, SF <sub>6</sub> , NF <sub>3</sub> , if available)	Metric tonnes of CO <sub>2</sub> equivalent	194	267
<b>Total Scope 2 emissions</b> (Break-up of the GHG into CO <sub>2</sub> , CH <sub>4</sub> , N <sub>2</sub> O, HFCs, PFCs, SF <sub>6</sub> , NF <sub>3</sub> , if available)	Metric tonnes of CO <sub>2</sub> equivalent	14676.06	11484.17
<b>Total Scope 1 and Scope 2 emissions per rupee of turnover</b>	Tonne CO <sub>2</sub> per '000 INR crores	0.81	0.79

**Note:** Indicate if any independent assessment/evaluation/assurance has been carried out by an external agency? (Y/N) If yes, name of the external agency. No

7. Does the entity have any project related to reducing Greenhouse Gas emission? If yes, then provide details.

Yes. Steps have been taken for enhanced energy efficiency in order to minimize emissions of greenhouse gases into the atmosphere and create awareness about energy within the organization and among its customers. The group is making efforts for all its new office buildings to be LEED certified green buildings. As a step towards creating a green and clean future, lending business has started financing electric vehicle loans.

8. Provide details related to waste management by the entity, in the following format:

Parameter	FY 23	FY 22
<b>Total Waste generated (in metric tonnes)</b>		
Plastic waste (A)	NA	NA
E-waste (B)	5.44	59.59
Bio-medical waste (C)	NA	NA
Construction and demolition waste (D)	NA	NA
Battery waste (E)	NA	NA
Radioactive waste (F)	NA	NA
Other Hazardous waste. Please specify, if any. (G)	NA	NA
Other Non-hazardous waste generated (H). Please specify, if any. (Break-up by composition i.e. by materials relevant to the sector) (Carton, White Paper, Colour Paper, New Paper, Plastics, Tissues, Paper Cups, Mixed Paper, Metal Waste)	37.96	51.41
<b>Total (A + B + C + D + E + F + G + H)</b>	<b>43.4</b>	<b>111.0</b>
<b>For each category of waste generated, total waste recovered through recycling, re-using or other recovery operations (in metric tonnes)</b>		
<b>Category of waste</b>		
(i) Recycled	7.5	5.7
(ii) Re-used	-	-
(iii) Other recovery operations	-	-
<b>Total</b>	<b>7.5</b>	<b>5.7</b>
<b>For each category of waste generated, total waste disposed by nature of disposal method (in metric tonnes)</b>		
<b>Category of waste</b>		
(i) Incineration	-	-
(ii) Landfilling	-	-
(iii) Other disposal operations	35.9	105.3
<b>Total</b>	<b>35.9</b>	<b>105.3</b>

**Note:** Indicate if any independent assessment/evaluation/assurance has been carried out by an external agency? (Y/N) If yes, name of the external agency. No.

**9. a. Briefly describe the waste management practices adopted in your establishments.**

As the group is engaged in financial services business, its major source of waste is paper and E-waste. The group is cognizant of the environmental impact of improper management of e-waste and has adopted appropriate e-waste management systems to minimize adverse outcomes. It strives to ensure that e-waste is disposed off in an appropriate manner.

**b. Describe the strategy adopted by your company to reduce usage of hazardous and toxic chemicals in your products and processes and the practices adopted to manage such wastes.**

NA

**10. If the entity has operations/offices in/around ecologically sensitive areas (such as national parks, wildlife sanctuaries, biosphere reserves, wetlands, biodiversity hotspots, forests, coastal regulation zones, etc.) where environmental approvals/clearances are required, please specify details in the following format:**

SN.	Location of operations/offices	Type of operations	Whether the conditions of environmental approval / clearance are being complied with? (Y/N) If no, the reasons thereof and corrective action taken, if any.
Not applicable as there are no operations near above-mentioned zones.			

**11. Details of environmental impact assessments of projects undertaken by the entity based on applicable laws, in the current financial year:**

Name and brief details of project	EIA Notification No.	Date	Whether conducted by independent external agency (Yes / No)	Results communicated in public domain (Yes/No)	Relevant Web link
No project is undertaken. Therefore, EIA is not applicable.					

**12. Is the entity compliant with the applicable environmental law/regulations/guidelines in India; such as the Water (Prevention and Control of Pollution) Act, Air (Prevention and Control of Pollution) Act, Environment protection act and rules there under (Y/N). If not, provide details of all such non-compliances, in the following format:**

Yes, it is compliant with the environmental norms as applicable based on the nature of business.

SN.	Specify the law/ regulation/ guidelines which was not complied with	Provide details of the non- compliance	Any fines/penalties/action taken by regulatory agencies such as pollution control boards or by courts	Corrective action taken, if any
-	-	-	-	-

### Leadership Indicators

**1. Provide break-up of the total energy consumed (in Joules or multiples) from renewable and non-renewable sources, in the following format:**

Parameter	FY 23	FY 22
<b>From renewable sources</b>		
Total electricity consumption (A)	-	-
Total fuel consumption (B)	-	-
Energy consumption through other sources (C)	-	-
<b>Total energy consumed from renewable sources (A+B+C)</b>	-	-
<b>From non-renewable sources</b>		
Total electricity consumption (D) (in GJ)	66,646	52,126
Total fuel consumption (E) (in GJ)	2,606	3,594
Energy consumption through other sources (F)	-	-
<b>Total energy consumed from non-renewable sources (D+E+F) (in GJ)</b>	<b>69,252</b>	<b>55,720</b>

**Note:** Indicate if any independent assessment/evaluation/assurance has been carried out by an external agency? (Yes/No) If yes, name of the external agency. No.

2. Provide the following details related to water discharged:

Parameter	FY 23	FY 22
<b>Water discharge by destination and level of treatment (in kilolitres)</b>		
(i) To Surface water	NA	NA
- No treatment		
- With treatment - please specify level of treatment		
(ii) To Groundwater	NA	NA
- No treatment		
- With treatment - please specify level of treatment		
(iii) To Seawater	NA	NA
- No treatment		
- With treatment - please specify level of treatment		
(iv) Sent to third-parties	NA	NA
- No treatment	-	-
- With treatment - please specify level of treatment		
(v) Others	NA	NA
- No treatment		
- With treatment - please specify level of treatment		
<b>Total water discharged (in kilolitres)</b>	NA	NA

Note: Indicate if any independent assessment/evaluation/assurance has been carried out by an external agency? (Yes/No) If yes, name of the external agency. No

3. Water withdrawal, consumption and discharge in areas of water stress (in kilolitres):

For each facility/plant located in areas of water stress, provide the following information: NA

(i) Name of the area

(ii) Nature of operations

(iii) Water withdrawal, consumption and discharge in the following format:

Parameter	FY 23	FY 22
<b>Water withdrawal by source (in kilolitres)</b>		
(i) Surface water	-	-
(ii) Groundwater	-	-
(iii) Third party water	-	-
(iv) Seawater/desalinated water	-	-
(v) Others	-	-
<b>Total volume of water withdrawal (in kilolitres)</b>	-	-
<b>Total volume of water consumption (in kilolitres)</b>	-	-
<b>Water intensity per rupee of turnover (Water consumed/turnover)</b>	-	-
<b>Water intensity (optional)</b> – the relevant metric may be selected by the entity	-	-
<b>Water discharge by destination and level of treatment (in kilolitres)</b>		
<b>Total water discharged (in kilolitres)</b>	-	-

Note: Indicate if any independent assessment/evaluation/assurance has been carried out by an external agency? (Y/N) If yes, name of the external agency. No

4. Please provide details of total Scope 3 emissions & its intensity, in the following format:

Parameter*	Unit	FY 23	FY 22
<b>Total Scope 3 emissions</b> (Break-up of the GHG into CO <sub>2</sub> , CH <sub>4</sub> , N <sub>2</sub> O, HFCs, PFCs, SF <sub>6</sub> , NF <sub>3</sub> , if available)	Metric tonnes of CO <sub>2</sub> equivalent	8032	2883 (Scope 3 Emissions consist of business travel)
<b>Total Scope 3 emissions per rupee of turnover</b>	Tonne CO <sub>2</sub> per INR crores	0.62	0.30

\* Details pertain to only lending business.

**Note:** Indicate if any independent assessment/evaluation/assurance has been carried out by an external agency? (Yes/No) If yes, name of the external agency. No

5. With respect to the ecologically sensitive areas reported at Question 10 of Essential Indicators above, provide details of significant direct & indirect impact of the entity on biodiversity in such areas along-with prevention and remediation activities. NA
6. If the entity has undertaken any specific initiatives or used innovative technology or solutions to improve resource efficiency, or reduce impact due to emissions/effluent discharge/waste generated, please provide details of the same as well as outcome of such initiatives, as per the following format:

SN.	Initiative undertaken	Details of the initiative (Web-link, if any, may be provided along-with summary)	Outcome of the initiative
1.	Use of energy efficient LEDs	LED bulbs are used wherever it is feasible at the Headquarters, regional branches and workstations.	Reduction of Energy cost
2.	Sustainable Financing	Initiatives are being taken to reduce impact due to emissions by initiating electric vehicle financing and attempting to increase loan disbursements in these specific domains.	Scope 3 emissions in terms of vehicle fumes are reduced.
3.	Digitization	Digitization initiatives have been taken to reduce the use of paper from end-to-end business operations.	Reduction of paper waste

7. Does the entity have a business continuity and disaster management plan? Give details in 100 words/ web link.

Yes, a robust Disaster Recovery as well as Business Continuity Plans are in place which has enabled the group to run critical functions efficiently. The business continuity team is responsible to carry out activities to ensure continuity of business. The team organises a drill periodically and required training programs are conducted as a measure for the employees to be prepared in times of emergency/crises.

8. Disclose any significant adverse impact to the environment, arising from the value chain of the entity. What mitigation or adaptation measures have been taken by the entity in this regard.

Given the nature of our core business operations in the service sector, no significant adverse impact on environment has been observed.

9. Percentage of value chain partners (by value of business done with such partners) that were assessed for environmental impacts.

No specific assessment has been conducted for value chain partners to assess environmental impacts.

**PRINCIPLE 7:- BUSINESSES, WHEN ENGAGING IN INFLUENCING PUBLIC AND REGULATORY POLICY, SHOULD DO SO IN A MANNER THAT IS RESPONSIBLE AND TRANSPARENT**

**Essential Indicators**

1. a. **Number of affiliations with trade and industry chambers/associations.**

The group entities are a member of 6 Trade and Industry chambers and associations in total.



- b. List the top 10 trade and industry chambers/associations (determined based on the total members of such body) the entity is a member of/affiliated to.

SN.	Name of the trade and industry chambers/associations	Reach of trade and industry chambers/associations (State/National)
1.	General Insurance Council	National
2.	Confederation of Indian Industry	National
3.	Federation of Indian Chambers of Commerce and Industry	National
4.	Finance Industry Development Council	National
5.	Finance Companies' Association (India)	National
6.	South India Hire Purchase Association	National

2. Provide details of corrective action taken or underway on any issues related to anti-competitive conduct by the entity, based on adverse orders from regulatory authorities.

Name of authority	Brief of the case	Corrective action taken
NA		

### Leadership Indicators

1. Details of public policy positions advocated by the entity:

SN.	Public policy advocated	Method resorted for such advocacy	Whether information available in public domain? (Yes/No)	Frequency of Review by Board (Annually/Half yearly/Quarterly/ Others – please specify)	Web Link, if available
-	-	-	-	-	-

## PRINCIPLE 8: BUSINESSES SHOULD PROMOTE INCLUSIVE GROWTH AND EQUITABLE DEVELOPMENT

### Essential Indicators

1. Details of Social Impact Assessments (SIA) of projects undertaken by the entity based on applicable laws, in the current financial year.

Name and brief details of project	SIA Notification No.	Date of notification	Whether conducted by independent external agency (Yes/No)	Results communicated in public domain (Yes/No)	Relevant Web link
NA					

2. Provide information on project(s) for which ongoing Rehabilitation and Resettlement (R&R) is being undertaken by your entity, in the following format:

SN.	Name of Project for which R&R is ongoing	State	District	No. of Project Affected Families (PAFs)	% of PAFs covered by R&R	Amounts paid to PAFs in the FY (In INR)
NA						

3. Describe the mechanisms to receive and redress grievances of the community.

The group has a robust grievance mechanism to receive and redress complaints or any concerns raised by the community. We engage with local communities through various means such as personal visits, surveys, meetings, etc. to understand their concerns and take appropriate actions to resolve them.

4. Percentage of input material (inputs to total inputs by value) sourced from suppliers: Not Applicable

	FY 23	FY 22
Directly sourced from MSMEs/small producers	NA	NA
Sourced directly from within the district and neighbouring districts		

### Leadership Indicators

1. Provide details of actions taken to mitigate any negative social impacts identified in the Social Impact Assessments (Reference: Question 1 of Essential Indicators above): Not applicable

Details of negative social impact identified	Corrective action taken
NA	

2. Provide the following information on CSR projects undertaken by your entity in designated aspirational districts as identified by government bodies:

SN.	State	Aspirational District	Amount spent (₹ in Cores)
1.	Telangana	Adilabad	1.02
2.	Bihar	Aurangabad	0.04
3.	Bihar	Muzaffarpur	0.04
4.	Chhattisgarh	Korba	0.04
5.	Andhra Pradesh	Visakhapatnam	0.04
6.	Telangana	Warangal Rural	0.04

3. (a) Do you have a preferential procurement policy where you give preference to purchase from suppliers comprising marginalized/vulnerable groups? (Yes/No) No  
 (b) From which marginalized/vulnerable groups do you procure? NA  
 (c) What percentage of total procurement (by value) does it constitute? NA
4. Details of the benefits derived and shared from the intellectual properties owned or acquired by your entity (in the current financial year), based on traditional knowledge:

SN.	Intellectual Property based on traditional knowledge	Owned/Acquired (Yes/No)	Benefit shared (Yes/No)	Basis of calculating benefit share
NA				

5. Details of corrective actions taken or underway, based on any adverse order in intellectual property related disputes wherein usage of traditional knowledge is involved.

Name of the authority	Brief of the case	Corrective action taken
NA		

6. Details of beneficiaries of CSR Projects:

SN.	CSR Project	No. of persons benefitted from CSR Projects	% of beneficiaries from vulnerable and marginalized groups
1.	Sight savers Truckers Eye Health Project Phase-VI	124510	11.538%
2.	The Gift of Life	39	0.004%
3.	Strengthening the Maternal Health Project	31	0.003%
4.	Arts in Education	289	0.027%
5.	My Dream Scholarship Program	235	0.022%
6.	Financial Literacy plus allied services	19450	1.802%
7.	Swachha Odisha Gram Vikas	207	0.019%
8.	Swaach Hathiyana Village	50	0.005%
9.	Cancer treatment for children	46	0.004%
10.	Action for Rural Rejuvenation	23712	2.197%
11.	Free Yoga	149892	13.891%
12.	Arogyasarthi	1423	0.132%

SN.	CSR Project	No. of persons benefitted from CSR Projects	% of beneficiaries from vulnerable and marginalized groups
13.	The Dakshina Chitra Museum-Cholamandalam Arts & Museum Management Project	19	0.002%
14.	New class rooms at Government Girls Higher Secondary School, Mogappair	931	0.086%
15.	Expansion of Toilets in B1 North Beach Chennai Police Station	100	0.009%
16.	AKKAM- STEM Education & Labs in Government School	4106	0.381%
17.	CNC Tutor Machine for WORTH Technical Training Centre, Pondicherry	32	0.003%
18.	ISHA Farmer Producer Organization (FPOs)	5525	0.512%
19.	Swaccha Telangana Project-Phase VI	12675	1.175%
20.	Mini-Library for 40 Anganwadis	2040	0.189%
21.	Mobile Health Van-Sarigam	16749	1.552%
22.	Mobile Health Van-Assam	21283	1.972%
23.	Mobile Health Van-Uttarakhand	20909	1.938%
24.	Mobile Health Van-Nagercoil	19140	1.774%
25.	Mobile Health Van-Sivagangai	6615	0.613%
26.	Solar Panel-SISH & MPC	500000	46.335%
27.	Murugappa Scholarship	88	0.008%
28.	AMM Hospital	141143	13.080%
29.	School of Social Work	6000	0.556%
30.	Murugappa Youth Football Academy	250	0.023%
31.	Murugappa Polytechnic College	1598	0.148%
32.	Mobile Medical Unit for providing free treatment for underprivileged at 12 places in North Chennai	10472	-
33.	Medical equipment to Sankara Eye Foundation Hospital-Coimbatore, TN and Guntur, AP	-	-
34.	Vocational skill training programs, Chennai, Tamil Nadu	20	-
35.	Provision of Medical Equipment - Automated Immunoassay Analyser for the use of Type 1 dialysis Patients	250	-
36.	Security and Housekeeping Maintenance of Neonatal Step-down wards at GGH, Kakinada	-	-
37.	Support for Neonatal Cardiac Surgeries for babies from low Socio-Economic backgrounds	12	-
38.	Provision of medical equipment-Autoclave machine for use of sterilizing medical devices	-	-
39.	Infrastructure of BML Munjal Green Meadows School, Haridwar to provide quality education to underprivileged students	-	-
40.	Support Sir Ramaswami Mudaliar Higher Secondary School, Chennai	2060	-
41.	Educational support to underprivileged children from tribal families	-	-
42.	Healthcare support for underprivileged children with cancer	-	-
43.	Provision of Ambulance to Nellai Cancer care Centre at Thirunelveli, Tamil Nadu	-	-
44.	Promoting Art and culture through Lecture demonstration and Musical concerts at R.R Sabha, Mylapore, Chennai	-	-

Note: In the table above, '-' is mentioned wherever beneficiaries could not be quantified.

## PRINCIPLE 9:- BUSINESSES SHOULD ENGAGE WITH AND PROVIDE VALUE TO THEIR CONSUMERS IN A RESPONSIBLE MANNER

### Essential Indicators

#### 1. Describe the mechanisms in place to receive and respond to consumer complaints and feedback.

The group has a robust grievance redressal mechanism to address customer complaints. The customer relationship management (CRM) team regularly engages with customers through calls/visits/surveys to understand their feedback. Periodic consumer satisfaction surveys are conducted to seek consumer feedback on our services.

#### 2. Turnover of products and/services as a percentage of turnover from all products/service that carry information about:

	As a percentage to total turnover
Environmental and social parameters relevant to the product	Nil
Safe and responsible usage	
Recycling and/or safe disposal	

#### 3. Number of consumer complaints in respect of the following:

	FY 23			FY 22		
	Received during the year	Pending resolution at the end of the year	Remarks	Received during the year	Pending resolution at the end of the year	Remarks
Data privacy	-	-	-	-	-	-
Advertising	-	-	-	-	-	-
Cyber-security	-	-	-	-	-	-
Delivery of essential services	-	-	-	-	-	-
Restrictive Trade Practices	-	-	-	-	-	-
Unfair Trade Practices	-	-	-	7	-	-
Other	2855	-	-	2191	-	-

#### 4. Details of instances of product recalls on account of safety issues:

	Number	Reasons for recall
Voluntary recalls	NA	NA
Forced recalls		

#### 5. Does the entity have a framework/policy on cyber security and risks related to data privacy?

(Yes/No) If available, provide a web-link of the policy. Yes, the group has cyber security and data privacy policies in place to minimize the risk.

#### 6. Provide details of any corrective actions taken or underway on issues relating to advertising, and delivery of essential services; cyber security and data privacy of customers; re-occurrence of instances of product recalls; penalty/action taken by regulatory authorities on safety of products/services.

As there were no concerns regarding advertising, cyber security, data privacy of customers, and no penalties or actions imposed by regulatory authorities, no corrective measures were required. Nonetheless, the group actively keeps an eye on potential cyber and brand threats and any legitimate alerts are notified and addressed through legal or take-down procedures.

**Leadership Indicators****1. Channels/platforms where information on products and services of the entity can be accessed (provide web link, if available).**

The group provides wide range of financial and insurance services. The information can be accessed from the websites, <https://www.cholamandalam.com/> and <https://www.cholainsurance.com/>

**2. Steps taken to inform and educate consumers about safe and responsible usage of products and/or services.**

Several formal and informal communication channels are available to educate and create awareness about its services to the customers. Further customer awareness initiatives are undertaken through meetings, camps, workshops and digital platforms. The insurance business conducts policy awareness campaigns and educates customers through their call centre facility about the features of the insurance products. With regard to lending business, the customers are made aware about the product usage through a list of Do's and Don'ts available on the Company's website. The list specifies the steps that a customer should take in situations when there is a malpractice or a fraud.

**3. Mechanisms in place to inform consumers of any risk of disruption/discontinuation of essential services.**

Any such information is communicated through formal means such as e-mail, website, phone calls, SMS, WhatsApp, etc.

**4. a. Does the entity display product information on the product over and above what is mandated as per local laws? (Yes/No/Not Applicable) If yes, provide details in brief.**

The information about the products and services are provided on the respective entity's websites, social media platforms and advertisements.

**b. Did your entity carry out any survey with regard to consumer satisfaction relating to the major products/services of the entity, significant locations of operation of the entity or the entity as a whole? (Yes/No)** Yes, through CRM. Various surveys are conducted on a regular basis to understand and address the needs of the customers.

**5. Provide the following information relating to data breaches:**

**a. Number of instances of data breaches along-with impact:** Nil

**b. Percentage of data breaches involving personally identifiable information of customers:** Nil

# FINANCIAL STATEMENTS

## INDEPENDENT AUDITOR'S REPORT

To the Members of Cholamandalam Financial Holdings Limited

### Report on the Audit of the Standalone Financial Statements

#### Opinion

We have audited the accompanying standalone financial statements of **Cholamandalam Financial Holdings Limited** ("the Company"), which comprise the Balance Sheet as at 31 March 2023, and the Statement of Profit and Loss (including Other Comprehensive Income), the Statement of Cash Flows and the Statement of Changes in Equity for the year then ended, and notes to the standalone financial statements, including a summary of significant accounting policies and other explanatory information (hereinafter referred to as "the standalone financial statements").

In our opinion and to the best of our information and according to the explanations given to us, the aforesaid standalone financial statements give the information required by the Companies Act, 2013 ("the Act") in the manner so required and give a true and fair view in conformity with the Indian Accounting Standards prescribed under section 133 of the Act read with Companies (Indian Accounting Standards) Rules, 2015, as amended ("Ind AS") and other accounting principles generally accepted in India, of the state of affairs of the Company as at 31 March 2023, and its profit and total comprehensive income, its cash flows and changes in equity for the year ended on that date.

#### Basis for Opinion

We conducted our audit of the standalone financial statements in accordance with the Standards on Auditing ("Standards" or "SAs") specified under section 143(10) of the Act. Our responsibilities under those Standards are further described in the 'Auditor's Responsibilities for the Audit of the Standalone Financial Statements' section of our report.

We are independent of the Company in accordance with the Code of Ethics issued by the Institute of Chartered Accountants of India ("ICAI") together with the ethical requirements that are relevant to our audit of the standalone financial statements under the provisions of the Act and the Rules made thereunder, and we have fulfilled our other ethical responsibilities in accordance

with these requirements and the ICAI's Code of Ethics. We believe that the audit evidence we have obtained is sufficient and appropriate to provide a basis for our opinion on the standalone financial statements.

#### Key Audit Matters

We have determined that there are no key audit matters to communicate in our report.

#### Information other than the standalone financial statements and Auditor's Report thereon

The Board of Directors of the Company is responsible for the preparation of the other information. The other information comprises the information included in the Board's Report, Annexures to Board's Report, Management Discussion and Analysis, Report on Corporate Governance and Business Responsibility and Sustainability Report but does not include the standalone financial statements and our report thereon.

Our opinion on the standalone financial statements does not cover the other information and we do not express any form of assurance conclusion thereon.

In connection with our audit of the standalone financial statements, our responsibility is to read the other information and, in doing so, consider whether the other information is materially inconsistent with the standalone financial statements or our knowledge obtained during the course of our audit or otherwise appears to be materially misstated. If, based on the work we have performed, we conclude that there is a material misstatement of this other information, we are required to report that fact. We have nothing to report in this regard.

#### Responsibilities of Management and Those Charged with Governance for the standalone financial statements

The Board of Directors of the Company is responsible for the matters stated in section 134(5) of the Act with respect to the preparation of these standalone financial statements that give a true and fair view of the financial position, financial performance including other comprehensive income, cash flows and changes in equity of the Company in accordance with the Ind AS and other accounting principles generally accepted in India. This responsibility also includes maintenance of adequate accounting records in accordance with the provisions of the Act for safeguarding of the assets of

the Company and for preventing and detecting frauds and other irregularities; selection and application of appropriate accounting policies; making judgements and estimates that are reasonable and prudent; and design, implementation and maintenance of adequate internal financial controls, that were operating effectively for ensuring the accuracy and completeness of accounting records, relevant to the preparation and presentation of the standalone financial statements that give a true and fair view and are free from material misstatement, whether due to fraud and error.

In preparing the standalone financial statements, the management of the Company is responsible for assessing the Company's ability to continue as a going concern, disclosing, as applicable, matters related to going concern and using the going concern basis of accounting unless management either intends to liquidate the Company or to cease operations, or has no realistic alternative but to do so.

Those Board of Directors are also responsible for overseeing the Company's financial reporting process.

#### **Auditor's Responsibility for the Audit of the Standalone Financial Statements**

Our objectives are to obtain reasonable assurance whether the standalone financial statements as a whole are free from material misstatement, whether due to fraud or error, and to issue an auditor's report that includes our opinion. Reasonable assurance is a high level of assurance, but is not a guarantee that an audit conducted in accordance with SAs will always detect a material misstatement when it exists. Misstatements can arise from fraud or error and are considered material if, individually or in the aggregate, they could reasonably be expected to influence the economic decisions of users taken on the basis of these standalone financial statements.

As part of an audit in accordance with SAs, we exercise professional judgment and maintain professional scepticism throughout the audit. We also:

- identify and assess the risks of material misstatement of the standalone financial statements, whether due to fraud or error, design and perform audit procedures responsive to those risks, and obtain audit evidence that is sufficient and appropriate to provide a basis for our opinion. The risk of not detecting a material misstatement resulting from fraud is higher than for one resulting from error,

as fraud may involve collusion, forgery, intentional omissions, misrepresentations, or the override of internal control;

- obtain an understanding of internal control relevant to the audit in order to design audit procedures that are appropriate in the circumstances. Under section 143(3)(i) of the Act, we are also responsible for expressing our opinion on whether the Company has adequate internal financial controls over financial reporting and the operating effectiveness of such controls;
- evaluate the appropriateness of accounting policies used and the reasonableness of accounting estimates and related disclosures made by management;
- conclude on the appropriateness of management's use of the going concern basis of accounting and, based on the audit evidence obtained, whether a material uncertainty exists related to events or conditions that may cast significant doubt on the Company's ability to continue as a going concern. If we conclude that a material uncertainty exists, we are required to draw attention in our auditor's report to the related disclosures in the standalone financial statements or, if such disclosures are inadequate, to modify our opinion. Our conclusions are based on the audit evidence obtained up to the date of our auditor's report. However, future events or conditions may cause the Company to cease to continue as a going concern;
- evaluate the overall presentation, structure and content of the standalone financial statements, including the disclosures, and whether the standalone financial statements represent the underlying transactions and events in a manner that achieves fair presentation.

Materiality is the magnitude of misstatements in the standalone financial statements that, individually or in aggregate, makes it probable that the economic decisions of a reasonably knowledgeable user of the standalone financial statements may be influenced. We consider quantitative materiality and qualitative factors in (i) planning the scope of our audit work and in evaluating the results of our work; and (ii) to evaluate the effect of any identified misstatements in the standalone financial statements.

We communicate with those charged with governance regarding, among other matters, the planned scope



and timing of the audit and significant audit findings, including any significant deficiencies in internal control that we identify during our audit.

We also provide those charged with governance with a statement that we have complied with relevant ethical requirements regarding independence, and to communicate with them all relationships and other matters that may reasonably be thought to bear on our independence, and where applicable, related safeguards. From the matters communicated with those charged with governance, we determine those matters that were of most significance in the audit of the standalone financial statements of the current period and are therefore the key audit matters. We describe these matters in our auditor's report unless law or regulation precludes public disclosure about the matter or when, in extremely rare circumstances, we determine that a matter should not be communicated in our report because the adverse consequences of doing so would reasonably be expected to outweigh the public interest benefits of such communication.

#### Report on Other Legal and Regulatory Requirements

1. As required by the Companies (Auditor's Report) Order, 2020 ("the Order") issued by the Central Government of India in terms of section 143(11) of the Act, we give in Annexure 'A' to this report, a statement on the matters specified in para 3 and 4 of the Order, to the extent applicable.
  2. As required by section 143(3) of the Act, we report that:
    - (a) we have sought and obtained all the information and explanations which to the best of our knowledge and belief were necessary for the purposes of our audit;
    - (b) in our opinion, proper books of accounts as required by law have been kept by the Company so far as it appears from our examination of those books;
    - (c) the Balance Sheet, the Statement of Profit and Loss including other comprehensive income, the Statement of Cash Flows and Statement of Changes in Equity dealt with by this report are in agreement with the books of account;
    - (d) in our opinion, the aforesaid standalone financial statements comply with the Indian Accounting Standards prescribed under section 133 of the Act, read with Companies (Indian Accounting Standards) Rules, 2015, as amended;
- (e) on the basis of the written representations received from the directors as on 31 March 2023 taken on record by the Board of Directors, none of the directors is disqualified as on 31 March 2023 from being appointed as a director in terms of section 164(2) of the Act;
  - (f) with respect to the adequacy of internal financial controls over financial reporting of the Company and the operative effectiveness of such controls, refer to our separate Report in "Annexure B". Our report expresses an unmodified opinion on the adequacy and operating effectiveness of the Company's internal financial controls over financial reporting;
  - (g) with respect to other matters to be included in the Auditor's Report in accordance with the requirements of section 197(16) of the Act, as amended, in our opinion and to the best of our information and according to the explanations given to us, the remuneration paid by the Company to its directors during the year is in accordance with the provisions of section 197 of the Act;
  - (h) with respect to the other matters to be included in the Auditor's Report in accordance with Rule 11 of the Companies (Audit and Auditors) Rules, 2014, as amended, in our opinion and to the best of our information and according to the explanations given to us:
    - i. the Company, as detailed in Note 25 to the standalone financial statements, has disclosed the impact of pending litigations on its financial position;
    - ii. the Company did not have any long-term contracts including derivative contracts for which there were any material foreseeable losses;
    - iii. there has been no delay in transferring amounts, required to be transferred, to the Investor Education and Protection Fund by the Company;

- iv. a) the management has represented that, to the best of its knowledge and belief, no funds (which are material either individually or in the aggregate) have been advanced or loaned or invested (either from borrowed funds or share premium or any other sources or kind of funds) by the Company to or in any other person or entity, including foreign entity (“Intermediaries”), with the understanding, whether recorded in writing or otherwise, that the Intermediary shall, whether, directly or indirectly lend or invest in other persons or entities identified in any manner whatsoever by or on behalf of the Company (“Ultimate Beneficiaries”) or provide any guarantee, security or the like on behalf of the Ultimate Beneficiaries;
- b) the management has represented, that, to the best of its knowledge and belief, no funds (which are material either individually or in the aggregate) have been received by the Company from any person or entity, including foreign entity (“Funding Parties”), with the understanding, whether recorded in writing or otherwise, that the Company shall, whether, directly or indirectly, lend or invest in other persons or entities identified in any manner whatsoever by or on behalf of the Funding Party (“Ultimate Beneficiaries”) or provide any guarantee, security or the like on behalf of the Ultimate Beneficiaries;
- c) based on the audit procedures that have been considered reasonable and appropriate in the circumstances, nothing has come to our notice that has caused us to believe that the representations under sub-clause (i) and (ii) of Rule 11(e), as provided under (a) and (b) above, contain any material misstatement.
- v. as stated in Note 13.8 to the standalone financial statements, the dividend declared and paid by the Company during the year is in accordance with Section 123 of the Act.
- vi. proviso to Rule 3(1) of the Companies (Accounts) Rules, 2014 for maintaining books of account using accounting software which has a feature of recording audit trail (edit log) facility is applicable to the Company with effect from 1 April 2023, and accordingly, reporting under Rule 11(g) of Companies (Audit and Auditors) Rules, 2014 is not applicable for the financial year ended 31 March 2023.

**For Sharp & Tannan Associates**  
Chartered Accountants  
**(Firm's Registration No. 109983W)**

**Tirtharaj Khot**  
Partner

Place : Chennai  
Date : 12 May 2023

Membership No. (F) 037457  
UDIN: 23037457BGYRJJ5154

### Annexure A to the Independent Auditor's Report

With reference to paragraph 1 under 'Report on Other Legal and Regulatory Requirements' section of our report to the members of **Cholamandalam Financial Holdings Limited** ("the Company") of even date, we report the following:

- (i) a) (A) The Company does not have any property, plant and equipment and accordingly, the reporting under clause 3(i)(a)(A) of the Order are not applicable to the Company.
- (B) The Company has maintained proper records showing full particulars of intangible assets.
- b) The Company does not have any property, plant and equipment and accordingly, the reporting under clause 3(i)- (b), (c) and (d) of the Order is not applicable to the Company.
- c) According to the information and explanation given to us, no proceedings have been initiated during the year or are pending against the Company as at the end of the year for holding any benami property under the Benami Transactions (Prohibition) Act, 1988 (as amended in 2016) and rules made thereunder.
- (ii) a) The Company does not have any inventory and hence reporting under clause 3(ii)(a) of the Order is not applicable.
- b) The Company has not been sanctioned working capital limits in excess of ₹5 crore, in aggregate, at any points of time during the year, from banks or financial institutions on the basis of security of current assets and hence reporting under clause 3(ii)(b) of the Order is not applicable.
- (iii) Based on our audit procedures and according to the information and explanation given to us, the Company has not made investments in, provided any guarantee or security or granted any loans or advances in the nature of loans, secured or unsecured, to companies, firms, Limited Liability Partnerships or any other parties.

Accordingly, reporting on paragraph 3(iii) of the Order is not applicable.

- (iv) According to the information and explanations given to us, the Company has not granted any loans, secured or unsecured to Companies, firms, Limited Liability Partnerships or other parties covered in the register maintained under Section 189 of the Companies Act, 2013. Accordingly, reporting on paragraph 3(iv) of the Order are not applicable.
- (v) According to the information and explanations given to us, the Company has not accepted any deposits from public during the year and does not have any unclaimed deposits as at 31 March 2023 and hence reporting on paragraph 3(v) of the Order is not applicable.
- (vi) The maintenance of cost records has not been specified by the Central Government under sub-section (1) of section 148 of the Companies Act, 2013 for the business activities carried out by the Company. Hence, reporting on paragraph 3 (vi) of the Order is not applicable to the Company.
- (vii) a) According to the information and explanations given to us and the records of the Company examined by us, in our opinion, the Company has been generally regular in depositing undisputed statutory dues including provident fund, income-tax, goods and service tax, cess and other material statutory dues applicable to the Company during the year with appropriate authorities. According to the information and explanations given to us, there were no undisputed amounts payable in respect of provident fund, income-tax, goods and service tax, cess or other material statutory dues outstanding as at 31 March 2023 for a period of more than six months from the date they became payable;
- b) according to the information and explanations given to us and the records of the Company examined by us, the particulars of income tax as at 31 March 2023 which have not been deposited with statutory authorities on account of a dispute pending are as under:

Name of the statute	Nature of dues	Amount involved in dispute (₹ in crores)	Unpaid disputed amount (₹ in crores)	Period to which amount relates	Forum where dispute is pending
Income Tax Act, 1961	Tax & Interest	0.06	0.06	2016-17	Commissioner of Income Tax (Appeals)
Income Tax Act, 1961	Tax & Interest	1.30	1.30	2017-18	Commissioner of Income Tax (Appeals)

- (viii) Based on our audit procedures and as per the information and explanations given by the management, no amount has been surrendered or disclosed as income during the year in the tax assessments under the Income Tax Act, 1961. Accordingly, reporting on paragraph 3(viii) of the order is not applicable.
- (ix) a) According to the records of the Company examined by us and the information and explanations given to us, the Company has not defaulted in the repayment of loans or borrowings to any financial institution or bank or government or dues to debenture holders during the year.
- b) The Company has not been declared wilful defaulter by any bank or financial institution or government or any government authority.
- c) The Company has not taken any term loan during the year and there are no outstanding term loans at the beginning of the year and hence, reporting on paragraph 3(ix)(c) of the Order is not applicable.
- d) The Company has not taken any short-term loans during the year and there are no outstanding loans at the beginning of the year and hence, reporting on paragraph 3(ix)(d) of the Order is not applicable.
- e) On an overall examination of the financial statements of the Company, the Company has not taken any funds from any entity or person on account of or to meet the obligations of its subsidiaries hence reporting on paragraph 3(ix)(e) of the Order is not applicable .
- f) The Company has not raised any loans during the year and hence reporting on paragraph 3(ix)(f) of the Order is not applicable.
- (x) a) The Company has not raised moneys by way of initial public offer or further public offer (including debt instruments) during the year and hence reporting on paragraph 3(x)(a) of the Order is not applicable.
- b) During the year, the Company has not made any preferential allotment or private placement of shares or convertible debentures (fully or partly or optionally) and hence reporting on paragraph 3(x)(b) of the Order is not applicable.
- (xi) a) To the best of our knowledge and according to the information and explanations given to us, no fraud by the Company and no material fraud on the Company by its officers or employees has been noticed or reported during the year.
- b) During the year, no report under sub-section (12) of section 143 of the Companies Act was required to be filed by the auditors in Form ADT-4 as prescribed under rule 13 of Companies (Audit and Auditors) Rules, 2014 with the Central Government.
- c) According to the information and explanation given to us, no whistle blower complaints were received by the Company during the year.
- (xii) The Company is not a Nidhi Company. Accordingly, reporting on paragraph 3(xii) of the Order is not applicable.
- (xiii) In our opinion and according to the information and explanations given to us, the Company is in compliance with sections 177 and 188 of the Act, where applicable, for all transactions with related parties undertaken during the year and the details of such related party transactions have been disclosed in the standalone financial statements as required by the applicable accounting standards.
- (xiv) a) In our opinion, the Company has an adequate internal audit system commensurate with the size and the nature of its business.
- b) We have considered, the internal audit reports for the year under audit, issued to the Company during the year and till date, in determining the nature, timing and extent of our audit procedures.

- (xv) According to the information and explanations given to us, the Company has not entered into any non-cash transactions with directors or persons connected with the directors during the year. Accordingly, reporting on paragraph 3(xv) of the Order is not applicable.
- (xvi) a) According to the information and explanation given to us, we report that the Company has been registered as required, under Section 45-IA of the Reserve Bank of India Act, 1934.
- b) According to the information and explanation given to us, we report that the Company has not conducted any non-banking financial or housing finance activities.
- c) According to the information and explanation given to us, we report that the Company is a Core Investment Company (CIC) as defined in the regulations made by the Reserve Bank of India and continues to fulfil the criteria of a CIC.
- d) According to the information and explanations given to us by the management of the Company, the Group has one more CIC as part of the Group.
- (xvii) The Company has not incurred cash losses during the current financial year and the immediately preceding financial year.
- (xviii) There has been no resignation of the statutory auditors of the Company during the year.
- (xix) On the basis of the financial ratios, ageing and expected dates of realisation of financial assets and payment of financial liabilities, other information accompanying the financial statements and our knowledge of the Board

of Directors and management plans and based on our examination of the evidence supporting the assumptions, nothing has come to our attention, which causes us to believe that any material uncertainty exists as on the date of the audit report indicating that Company is not capable of meeting its liabilities existing at the date of balance sheet as and when they fall due within a period of one year from the balance sheet date. We, however, state that this is not an assurance as to the future viability of the Company. We further state that our reporting is based on the facts up to the date of the audit report and we neither give any guarantee nor any assurance that all liabilities falling due within a period of one year from the balance sheet date, will get discharged by the Company as and when they fall due.

- (xx) The Company does not have to incur expenditure on Corporate Social Responsibility ("CSR") during the year in accordance with provisions section 135 of the Act. Accordingly, reporting under clause 3(xx) of the Order is not applicable for the year.
- (xxi) Reporting on paragraph 3 (xxi) is not applicable to the standalone financial statements.

**For Sharp & Tannan Associates**  
Chartered Accountants  
**(Firm's Registration No. 109983W)**

**Tirtharaj Khot**  
Partner

Place : Chennai  
Date : 12 May 2023

Membership No. (F) 037457  
UDIN: 23037457BGYRJJ5154

## Annexure B to the Independent Auditor's Report

(Referred to in paragraph 2(f) under 'Report on Other Legal and Regulatory Requirements' section of our report to the members of Cholamandalam Financial Holdings Limited of even date)

### Independent Auditors' Report on the Internal Financial Controls over financial reporting under clause (i) of sub-section 3 of section 143 of the Companies Act, 2013 ('the Act')

We have audited the internal financial controls over financial reporting of **Cholamandalam Financial Holdings Limited** ("the Company") as of 31 March 2023 in conjunction with our audit of the standalone financial statements of the Company for the year ended on that date.

### Management's Responsibility for Internal Financial Controls

The Board of Directors of the Company is responsible for establishing and maintaining internal financial controls based on the internal control over financial reporting criteria established by the Company considering the essential components of internal control stated in the Guidance Note on Audit of Internal Financial Controls Over Financial Reporting ("the Guidance Note") issued by the Institute of Chartered Accountants of India ("ICAI"). These responsibilities include the design, implementation and maintenance of adequate internal financial controls that were operating effectively for ensuring the orderly and efficient conduct of its business, including adherence to company's policies, the safeguarding of its assets, the prevention and detection of frauds and errors, the accuracy and completeness of the accounting records, and the timely preparation of reliable financial information, as required under the Act.

### Auditors' Responsibility

Our responsibility is to express an opinion on the Company's internal financial controls over financial reporting based on our audit. Our audit is conducted in accordance with the Guidance Note on Audit of Internal Financial Controls Over Financial Reporting (the "Guidance Note") issued by the ICAI and the Standards on Auditing prescribed under section 143(10) of the Act, to the extent applicable to an audit of internal financial controls. Those Standards and the Guidance Note require that we comply with ethical requirements and plan and

perform the audit to obtain reasonable assurance about whether adequate internal financial controls over financial reporting was established and maintained and if such controls operated effectively in all material respects.

Our audit involves performing procedures to obtain audit evidence about the adequacy of the internal financial controls system over financial reporting and their operating effectiveness. Our audit of internal financial controls over financial reporting included obtaining an understanding of internal financial controls over financial reporting, assessing the risk that a material weakness exists, and testing and evaluating the design and operating effectiveness of internal control based on the assessed risk. The procedures selected depend on the auditor's judgement, including the assessment of the risks of material misstatement of the standalone financial statements, whether due to fraud or error.

We believe that the audit evidence we have obtained is sufficient and appropriate to provide a basis for our audit opinion on the Company's internal financial controls system over financial reporting.

### Meaning of Internal Financial Controls Over Financial Reporting

A company's internal financial control over financial reporting is a process designed to provide reasonable assurance regarding the reliability of financial reporting and the preparation of the standalone financial statements for external purposes in accordance with generally accepted accounting principles. A company's internal financial control over financial reporting includes those policies and procedures that (1) pertain to the maintenance of records that, in reasonable detail, accurately and fairly reflect the transactions and dispositions of the assets of the company; (2) provide reasonable assurance that transactions are recorded as necessary to permit preparation of standalone financial statements in accordance with generally accepted accounting principles, and that receipts and expenditures of the company are being made only in accordance with authorisations of management and directors of the company; and (3) provide reasonable assurance regarding prevention or timely detection of unauthorised acquisition, use, or disposition of the company's assets that could have a material effect on the standalone financial statements.

### **Inherent Limitations of Internal Financial Controls Over Financial Reporting**

Because of the inherent limitations of internal financial controls over financial reporting, including the possibility of collusion or improper management override of controls, material misstatements due to error or fraud may occur and not be detected. Also, projections of any evaluation of the internal financial controls over financial reporting to future periods are subject to the risk that the internal financial control over financial reporting may become inadequate because of changes in conditions, or that the degree of compliance with the policies or procedures may deteriorate.

### **Opinion**

In our opinion and to the best of our information and according to the explanations given to us, the Company has, in all material respects, an adequate internal financial

controls system over financial reporting and such internal financial controls over financial reporting were operating effectively as of 31 March 2023, based on the internal control over financial reporting criteria established by the Company considering the essential components of internal control stated in the Guidance Note on Audit of Internal Financial Controls Over Financial Reporting issued by the Institute of Chartered Accountants of India.

**For Sharp & Tannan Associates**  
Chartered Accountants  
**(Firm's Registration No. 109983W)**

**Tirtharaj Khot**  
Partner

Place : Chennai  
Date : 12 May 2023

Membership No. (F) 037457  
UDIN: 23037457BGYRJJ5154

## Standalone Balance Sheet

As at March 31, 2023

(All amounts are in crores of Indian rupees, unless otherwise stated)

Particulars	Note No.	As at March 31, 2023	As at March 31, 2022
<b>Assets</b>			
<b>Financial Assets</b>			
Cash and cash equivalents	3	2.46	8.93
Bank balances other than cash and cash equivalents	3	5.09	1.35
Investments	4	1,280.12	1,279.84
Other financial assets	5	0.02	0.02
		<b>1,287.69</b>	<b>1,290.14</b>
<b>Non Financial Assets</b>			
Current tax assets (Net)		0.56	-
Intangible assets	6	0.01	0.02
Other non-financial assets	7	0.09	0.03
		<b>0.66</b>	<b>0.05</b>
<b>Total Assets</b>		<b>1,288.35</b>	<b>1,290.19</b>
<b>Equity and Liabilities</b>			
<b>Financial Liabilities</b>			
Debt securities	8	49.98	99.97
Other Payables			
i) Total outstanding dues of micro and small enterprises		-	-
ii) Total outstanding dues of creditors other than micro and small enterprises		0.66	0.60
Other Financial Liabilities	9	1.13	1.38
		<b>51.77</b>	<b>101.95</b>
<b>Non-Financial Liabilities</b>			
Current tax liabilities (net)		-	0.35
Deferred tax liabilities (net)		0.13	0.09
Provisions	10	0.03	0.02
Other non-financial liabilities	11	0.03	0.60
		<b>0.19</b>	<b>1.06</b>
<b>Equity</b>			
Equity share capital	12	18.78	18.77
Other equity	13	1,217.61	1,168.41
<b>Total Equity</b>		<b>1,236.39</b>	<b>1,187.18</b>
<b>Total Equity And Liabilities</b>		<b>1,288.35</b>	<b>1,290.19</b>
Summary of Significant Accounting Policies	2		

The accompanying notes are forming part of the Standalone Financial Statements

As per our report of even date

**For Sharp & Tannan Associates**

Chartered Accountants

ICAI Firm Regn No.109983W

**Tirtharaj Khot**

Partner

Membership No: (F) - 037457

**Sridharan Rangarajan**

Director

DIN:01814413

**For and on behalf of the Board of Directors****M M Murugappan**

Chairman

DIN:00170478

Date : May 12, 2023

Place : Chennai

**E Krithika**

Company Secretary

**N Ganesh**

Manager &amp; Chief Financial Officer



## Standalone Statement of Profit and Loss

For the year ended March 31, 2023

(All amounts are in crores of Indian rupees, unless otherwise stated)

Particulars	Note No.	Year Ended March 31, 2023	Year Ended March 31, 2022
<b>Revenue from Operations</b>	14		
- Interest income		0.83	0.86
- Dividend income		74.83	74.70
- Service income		8.10	7.95
<b>Total Revenue from operations (I)</b>		<b>83.76</b>	<b>83.51</b>
<b>Expenses</b>			
Finance cost	15	7.03	10.14
Employee benefits expense	16	1.40	1.25
Depreciation and amortisation expense	6	0.01	0.02
Other expenses	17	1.46	1.36
<b>Total expense (II)</b>		<b>9.90</b>	<b>12.77</b>
<b>Profit Before Tax (III) = (I) - (II)</b>		<b>73.86</b>	<b>70.74</b>
<b>Income Tax</b>			
- Current tax	25	15.99	15.23
<b>Net tax expense (IV)</b>		<b>15.99</b>	<b>15.23</b>
<b>Profit for the year (V) = (III) - (IV)</b>		<b>57.87</b>	<b>55.51</b>
<b>Other Comprehensive income - Gain /(Loss)</b>			
<b>Items that will not be reclassified to statement of profit and loss</b>			
Net gain/(loss) in Fair value on Equity Instruments at Fair Value Through Other Comprehensive Income (FVTOCI)		0.28	0.62
Income tax effect of above items		(0.06)	(0.04)
<b>Other comprehensive income for the year, net of tax (VI)</b>		<b>0.22</b>	<b>0.58</b>
<b>Total comprehensive income for the year (V + VI)</b>		<b>58.09</b>	<b>56.09</b>
<b>Earnings per Equity Share of Face Value of ₹1 each</b>	23		
Basic		3.08	2.96
Diluted		3.08	2.96

The accompanying notes are forming part of the Standalone Financial Statements

As per our report of even date

**For Sharp & Tannan Associates**

Chartered Accountants

ICAI Firm Regn No.109983W

**Tirtharaj Khot**

Partner

Membership No: (F) - 037457

**Sridharan Rangarajan**

Director

DIN:01814413

**For and on behalf of the Board of Directors**

**M M Murugappan**

Chairman

DIN:00170478

Date : May 12, 2023

Place : Chennai

**E Krithika**

Company Secretary

**N Ganesh**

Manager & Chief Financial Officer

## Standalone Statement of Changes in Equity

For the year ended March 31, 2023

(All amounts are in crores of Indian rupees, unless otherwise stated)

a) Equity Share Capital	Amount
<b>Opening Balance as at April 01, 2021</b>	<b>18.77</b>
Changes in Equity share capital during the current year	0*
<b>Closing balance as at March 31, 2022</b>	<b>18.77</b>
Changes in Equity share capital during the current year	0**
<b>Closing balance as at March 31, 2023</b>	<b>18.77</b>

\* Shares amounting to ₹19,910 issued during the year

\*\* Shares amounting to ₹34,570 issued during the year

### b) Other Equity

Particulars	Reserve and Surplus					Other Comprehensive Income	Total attributable to equity holders
	Statutory Reserve	Capital Reserve	Capital Redemption Reserve	Securities Premium	General Reserve		
<b>Opening Balance as at April 01, 2021</b>	<b>53.53</b>	<b>19.97</b>	<b>6.15</b>	<b>205.59</b>	<b>346.30</b>	<b>1.38</b>	<b>1,121.98</b>
Transfer to retained earnings	-	-	-	-	-	-	55.51
Other Comprehensive Income for the year, net of income tax	-	-	-	-	-	0.58	0.58
Changes during the year	-	-	-	0.67	-	-	0.67
Dividend including tax	-	-	-	-	-	-	(10.33)
Transfer to reserves from retained earnings during the year	11.11	-	-	-	-	-	(11.11)
<b>Closing balance as at March 31, 2022</b>	<b>64.64</b>	<b>19.97</b>	<b>6.15</b>	<b>206.26</b>	<b>346.30</b>	<b>1.96</b>	<b>1,168.41</b>
Transfer to retained earnings	-	-	-	-	-	-	57.87
Other comprehensive income for the year, net of income tax	-	-	-	-	-	0.22	0.22
Changes during the year	-	-	-	1.44	-	-	1.44
Dividend including tax	-	-	-	-	-	-	(10.33)
Transfer to reserves from retained earnings during the year	11.58	-	-	-	-	-	(11.58)
<b>Closing balance as at March 31, 2023</b>	<b>76.22</b>	<b>19.97</b>	<b>6.15</b>	<b>207.70</b>	<b>346.30</b>	<b>2.18</b>	<b>1,217.61</b>

The accompanying notes are forming part of the Standalone Financial Statements

As per our report of even date

**For Sharp & Tannan Associates**

Chartered Accountants

ICAI Firm Regn No.109983W

**Tritharaj Khot**

Partner

Membership No: (F) - 037457

Date : May 12, 2023

Place : Chennai

**Sridharan Rangarajan**

Director

DIN:01814413

**E Krithika**

Company Secretary

**M M Murugappan**

Chairman

DIN:00170478

**N Ganesh**

Manager & Chief Financial Officer

For and on behalf of the Board of Directors

## Standalone Cash Flow Statement

For the year ended March 31, 2023

(All amounts are in crores of Indian rupees, unless otherwise stated)

Particulars	Year ended March 31, 2023	Year ended March 31, 2022
<b>Cash Flow from Operating Activities</b>		
<b>Profit Before Tax</b>	<b>73.86</b>	<b>70.74</b>
Adjustments for:		
Finance Costs	7.03	10.14
Depreciation and amortisation expense	0.01	0.02
Interest income on deposits with banks	(0.83)	(0.86)
	6.21	9.30
<b>Operating Profit Before Working Capital Changes</b>	<b>80.07</b>	<b>80.04</b>
Adjustments for:		
(Increase) / decrease in operating assets		
- Financial assets	-	-
- Non-financial assets	(0.06)	0.08
- Investment in deposits with banks / unpaid dividend accounts (net of withdrawals)	(3.74)	10.91
	<b>(3.80)</b>	<b>10.99</b>
Increase / (decrease) in operating liabilities		
- Financial liabilities	0.01	(8.17)
- Trade and other payables	0.06	(0.02)
- Non-financial liabilities	(0.62)	(0.09)
- Provisions	0.01	0.01
	(0.54)	(8.27)
<b>Cash flow generated from operating activities</b>	<b>75.73</b>	<b>82.76</b>
Finance costs paid	(7.00)	(10.11)
Interest received on deposits with banks	0.83	0.89
Income taxes paid (net of refunds)	(16.89)	(15.91)
	(23.06)	(25.13)
<b>Net cash generated from operating activities (A)</b>	<b>52.67</b>	<b>57.63</b>
<b>Cash Flow from Investing Activities</b>		
Purchase of intangible assets	-	(0.02)
<b>Net cash used in investing activities (B)</b>	<b>-</b>	<b>(0.02)</b>
<b>Cash flow from financing activities</b>		
Repayment of debt securities at amortised cost	(50.00)	(50.00)
Proceeds from issue of share capital (including securities premium)	1.45	0.67
Dividends paid (including Unpaid dividends pertaining to earlier years)	(10.59)	(10.54)
<b>Net cash used in financing activities (C)</b>	<b>(59.14)</b>	<b>(59.87)</b>

## Standalone Cash Flow Statement

As at March 31, 2023

(All amounts are in crores of Indian rupees, unless otherwise stated)

Particulars	Year ended March 31, 2023	Year ended March 31, 2022
<b>Net increase / (decrease) in cash and cash equivalents (A+B+C)</b>	<b>(6.47)</b>	<b>(2.26)</b>
Cash and cash equivalents at the beginning of the year	8.93	11.19
<b>Cash and cash equivalents at the end of the year (Refer Note 3)</b>	<b>2.46</b>	<b>8.93</b>

The accompanying notes are forming part of the Standalone Financial Statements

As per our report of even date

**For Sharp & Tannan Associates**

Chartered Accountants

ICAI Firm Regn No.109983W

**Tirtharaj Khot**

Partner

Membership No: (F) - 037457

Date : May 12, 2023

Place : Chennai

**Sridharan Rangarajan**

Director

DIN:01814413

**E Krithika**

Company Secretary

**For and on behalf of the Board of Directors**

**M M Murugappan**

Chairman

DIN:00170478

**N Ganesh**

Manager & Chief Financial Officer

## Notes to Standalone Financial Statements

### Note - 1. Background and Corporate Information

**Cholamandalam Financial Holdings Limited** (“the Company”) (CIN: L65100TN1949PLC002905) is a Public Limited Company domiciled in India. The Company is listed on BSE Limited and National Stock Exchange of India Limited. The Registered Office of the Company is located at Dare House, No.234, NSC Bose Road, Chennai-600 001, Tamil Nadu.

Pursuant to a scheme of arrangement (“the Scheme”) the manufacturing business undertaking of the Company was vested in/ transferred to Tube Investments of India Limited (“the Resulting Company”) vide the order of the National Company Law Tribunal, Chennai (“NCLT”) dated July 17, 2017. The Scheme had an appointed date of April 1, 2016 and came into effect from August 1, 2017. The Company received certificate of registration dated January 06, 2020 as a non-deposit taking Systemically Important Core Investment Company (CIC-ND-SI), from the Reserve Bank of India (“RBI”) to carry on the business as a Non-Banking Financial Institution.

The Company undertakes financial services business through its Subsidiaries - Cholamandalam MS General Insurance Company Limited for general insurance business and Cholamandalam Investment and Finance Company Limited for lending operations. Risk advisory services is carried out through a joint venture entity Cholamandalam MS Risk Services Limited.

The standalone financial statements are presented in Indian Rupees which is also functional currency of the Company and all values are rounded to the nearest crore, except when otherwise indicated.

The standalone financial statements were authorised for issue in accordance with a resolution of the directors on May 12, 2023.

#### Note - 1.1 Basis of preparation

The standalone financial statements of the Company have been prepared in accordance with Indian Accounting Standards (“Ind AS”) notified under the Companies (Indian Accounting Standards) Rules, 2015, as amended from time to time.

The standalone financial statements have been prepared on a historical cost basis, except for

fair value through other comprehensive income (“FVTOCI”) instruments and certain financial assets and financial liabilities measured at fair value (refer accounting policy regarding financial instruments)

The regulatory disclosures as required by Master Direction - Core Investment Companies (Reserve Bank) Directions, 2016 to be included as a part of the Notes to Accounts are prepared based on Ind AS standalone financial statements in line with RBI notifications DOR (NBFC).CC.PD. No.109/22.10.106/2019-20 dated March 13, 2020 and DoR (NBFC) (PD) CC. No. 117/03.10.001/2020-21 dated August 13, 2020. Refer Note 30 for the disclosures.

#### Note - 1.2 Presentation of financial statements

The Company presents its balance sheet in order of liquidity. An analysis regarding recovery or settlement within 12 months after the reporting date (current) and more than 12 months after the reporting date (non-current) is presented in Note 20 to the financial statements.

Financial assets and financial liabilities are generally reported gross in the balance sheet. They are only offset and reported net when, in addition to having an unconditional legally enforceable right to offset the recognised amounts without being contingent on a future event, the parties also intend to settle on a net basis in all the following circumstances:

- (i) The normal course of business
- (ii) The event of default
- (iii) The event of insolvency or bankruptcy of the Company and/or its counterparties

#### Note - 1.3 Standards issued but not yet effective

There are no new standards / amendments to the standards that have been issued but not yet effective as at March 31, 2023.

### Note - 2. Significant accounting policies

#### Note - 2.1 Financial instruments – initial recognition

##### Note - 2.1.1 Date of recognition

Financial assets and liabilities are initially recognised on the trade date, i.e., the date that the Company becomes a party to the contractual provisions of the instrument. The Company recognises debt

## Notes to Standalone Financial Statements

securities and borrowings when funds reach the Company.

### Note - 2.1.2 Initial measurement of financial instruments

The classification of financial instruments at initial recognition depends on their contractual terms and the business model for managing the instruments. Financial instruments are initially measured at their fair value, except in the case of financial assets and financial liabilities recorded at Fair Value Through Profit & Loss (FVTPL), transaction costs are added to, or subtracted from, this amount.

### Note - 2.1.3 Measurement categories of financial assets and liabilities

The Company classifies all its financial assets based on the business model for managing the assets and the asset's contractual terms, measured at either (a) Amortised cost (b) FVTPL or (c) FVTOCI

### Note - 2.2. Financial assets and liabilities

#### Note - 2.2.1 Bank balances and financial investments at amortised cost

The Company measures Bank balances and other financial investments at amortised cost if both of the following conditions are met:

- (i) the financial asset is held within a business model with the objective to hold financial assets to collect contractual cash flows; and
- (ii) the contractual terms of the financial asset give rise on specified dates to cash flows that are solely payments of principal and interest (SPPI) on the principal amount outstanding.

The details of these conditions are outlined below.

#### Note - 2.2.2 Business model assessment

The Company determines its business model at the level that best reflects how it manages Company's financial assets to achieve its business objective.

The Company's business model is not assessed on an instrument-by-instrument basis, but at a higher level of aggregated portfolios and is based on observable factors such as:

- (i) how the performance of the business model and the financial assets held within that

business model are evaluated and reported to the entity's key management personnel

- (ii) the risks that affect the performance of the business model (and the financial assets held within that business model) and, in particular, the way those risks are managed
- (iii) how managers of the business are compensated (for example, whether the compensation is based on the fair value of the assets managed or on the contractual cash flows collected)
- (iv) the expected frequency, value and timing of sales are also important aspects of the Company's assessment

The business model assessment is based on reasonably expected scenarios without taking 'worst case' or 'stress case' scenarios into account. If cash flows after initial recognition are realised in a way that is different from the Company's original expectations, the Company does not change the classification of the remaining financial assets held in that business model but incorporates such information when assessing newly originated or newly purchased financial assets going forward.

#### Note - 2.2.3 The SPPI Test

As a second step of its classification process the Company assesses the contractual terms of financial assets to identify whether they meet the solely payments of principal and interest (SPPI) test.

'Principal' for the purpose of this test is defined as the fair value of the financial asset at initial recognition and may change over the life of the financial asset (for example, if there are repayments of principal or amortisation of the premium/discount).

The most significant elements of interest within a lending arrangement are typically the consideration for the time value of money and credit risk. To make the SPPI assessment, the Company applies judgement and considers relevant factors such as the currency in which the financial asset is denominated, and the period for which the interest rate is set.

In contrast, contractual terms that introduce a more than de minimis exposure to risks or volatility in the contractual cash flows that are unrelated to a basic

## Notes to Standalone Financial Statements

lending arrangement do not give rise to contractual cash flows that are solely payments of principal and interest on the amount outstanding. In such cases, the financial asset is required to be measured at FVTPL.

### Note - 2.3. Equity instruments at Fair Value Through Other Comprehensive Income (FVTOCI)

The Company subsequently measures all equity investments at fair value through statement of profit and loss, unless the Company's management has elected to classify irrevocably some of its equity investments as equity instruments at FVTOCI, when such instruments meet the definition of Equity under Ind AS 32 Financial Instruments: Presentation and are not held for trading but are held for strategic purpose. Such classification is determined on an instrument-by-instrument basis.

Gains and losses on these equity instruments are never recycled to statement of profit and loss. Dividends are recognised in statement of profit and loss as dividend income when the right of the payment has been established, except when the Company benefits from such proceeds as a recovery of part of the cost of the instrument, in which case, such gains are recorded in Other Comprehensive Income. Equity instruments at FVTOCI are not subject to an impairment assessment.

Investment in Subsidiaries and Joint Ventures are carried at Cost in the Financial Statements as permitted under Ind AS 27. These investments are assessed for impairment in the manner outlined in Note 2.16

### Note - 2.4. Debt securities and other borrowed funds

After initial measurement, debt issued and other borrowed funds are subsequently measured at amortised cost. Amortised cost is calculated by taking the costs that are an integral part of the Effective Interest Rate.

### Note - 2.5. Derecognition of financial assets and liabilities

#### Note - 2.5.1 Financial assets

A financial asset (or, where applicable, a part of a financial asset or part of a group of similar financial assets) is derecognised when the rights to receive cash flows from the financial asset have expired.

The Company also derecognises the financial asset if it has both transferred the financial asset and the transfer qualifies for derecognition.

#### Note - 2.5.2 Financial liabilities

A financial liability is derecognised when the obligation under the liability is discharged, cancelled or expired. Where an existing financial liability is replaced by another from the same lender on substantially different terms, or the terms of an existing liability are substantially modified, such an exchange or modification is treated as a derecognition of the original liability and the recognition of a new liability. The difference between the carrying value of the original financial liability and the consideration paid is recognised in the statement of profit and loss.

#### Note - 2.6 Recognition of Income

- A. Revenue (other than interest income and dividend income covered by Ind AS 109 - Financial Instruments) is measured at fair value of the consideration received or receivable.
- B. The Company recognises revenue from contracts with customers based on a five-step model as set out in Ind AS 115:

Step 1: Identify contract(s) with a customer: A contract is defined as an agreement between two or more parties that creates enforceable rights and obligations and sets out the criteria for every contract that must be met.

Step 2: Identify performance obligations in the contract: A performance obligation is a promise in a contract with a customer to transfer a good or service to the customer.

Step 3: Determine the transaction price: The transaction price is the amount of consideration to which the Company expects to be entitled in exchange for transferring promised goods or services to a customer, excluding amounts collected on behalf of third parties.

Step 4: Allocate the transaction price to the performance obligations in the contract: For a contract that has more than one

## Notes to Standalone Financial Statements

performance obligation, the Company allocates the transaction price to each performance obligation in an amount that depicts the amount of consideration to which the Company expects to be entitled in exchange for satisfying each performance obligation.

Step 5: Recognise revenue when (or as) the Company satisfies a performance obligation.

### Note - 2.6.1 Brand fee

Brand fee income is recognised as and when the services are rendered in accordance with the terms and conditions of the relevant agreement.

### Note - 2.6.2 Interest income covered by Ind AS 109

Under Ind AS 109, interest income is recorded using the effective interest rate ('EIR') method for all financial instruments measured at amortised cost. The EIR is the rate that exactly discounts estimated future cash receipts through the expected life of the financial instrument or, when appropriate, a shorter period, to the net carrying amount of the financial asset. The EIR (and therefore, the amortised cost of the asset) is calculated by taking into account of fees and costs that are an integral part of the EIR.

### Note - 2.6.3 Dividend income covered by Ind AS 109

Dividend income (including from FVTOCI investments) is recognised when the Company's right to receive the payment is established, it is probable that the economic benefits associated with the dividend will flow to the entity and the amount of the dividend can be measured reliably. This is generally when the shareholders approve the dividend.

### Note - 2.7 Taxes

#### Note - 2.7.1 Current tax

Current tax assets and liabilities for the current and prior years are measured at the amount expected to be recovered from, or paid to, the taxation authorities. The tax rates and tax laws used to compute the amount are those that are enacted, or substantively enacted, by the reporting date and generates taxable income.

Current income tax relating to items recognised outside statement of profit and loss is recognised

outside statement of profit and loss (either in other comprehensive income or in equity). Current tax items are recognised in correlation to the underlying transaction either in OCI or directly in equity. Company's management periodically evaluates positions taken in the tax returns with respect to situations in which applicable tax regulations are subject to interpretation and establishes provisions where appropriate.

The appendix addresses the accounting for income taxes when tax treatments involve uncertainty that affects the application of Ind AS 12 Income Taxes. It does not apply to taxes or levies outside the scope of Ind AS 12, nor does it specifically include requirements relating to interest and penalties associated with uncertain tax treatments. The Appendix specifically addresses the following:

- (i) Whether an entity considers uncertain tax treatments separately
- (ii) The assumptions an entity makes about the examination of tax treatments by taxation authorities
- (iii) How an entity determines taxable profit (tax loss), tax bases, unused tax losses, unused tax credits and tax rates
- (iv) How an entity considers changes in facts and circumstances

The Company determines whether to consider each uncertain tax treatment separately or together with one or more other uncertain tax treatments and uses the approach that better predicts the resolution of the uncertainty.

The Company applies significant judgement in identifying uncertainties over income tax treatments. Upon adoption of Appendix C to Ind AS 12, the Company considered whether it has uncertain tax positions. The Company is of the view that it is probable that its tax treatments will be accepted by the taxation authorities. Matters addressed in the Appendix did not have an impact on the standalone financial statements of the Company.

#### Note - 2.7.2 Deferred Tax

Deferred tax is provided on temporary differences at the reporting date between the tax bases of assets



## Notes to Standalone Financial Statements

and liabilities and their carrying amounts for financial reporting purposes.

Deferred tax liabilities are recognised for all taxable temporary differences, except in respect of taxable temporary differences associated with investments in subsidiaries, where the timing of the reversal of the temporary differences can be controlled and it is probable that the temporary differences will not reverse in the foreseeable future.

Deferred tax assets are recognised for all deductible temporary differences, the carry forward of unused tax credits and any unused tax losses. Deferred tax assets are recognised to the extent that it is probable that taxable profit will be available against which the deductible temporary differences, and the carry forward of unused tax credits and unused tax losses can be utilised, except:

- (i) when the deferred tax asset relating to the deductible temporary difference arises from the initial recognition of an asset or liability in a transaction that is not a business combination and, at the time of the transaction, affects neither the accounting profit nor taxable profit or loss
- (ii) in respect of deductible temporary differences associated with investments in subsidiaries, associates and interests in joint ventures, deferred tax assets are recognised only to the extent that it is probable that the temporary differences will reverse in the foreseeable future and taxable profit will be available against which the temporary differences can be utilised

The carrying amount of deferred tax assets is reviewed at each reporting date and reduced to the extent that it is no longer probable that sufficient taxable profit will be available to allow all or part of the deferred tax asset to be utilised. Unrecognised deferred tax assets are re-assessed at each reporting date and are recognised to the extent that it has become probable that future taxable profits will allow the deferred tax asset to be recovered.

Deferred tax assets and liabilities are measured at the tax rates that are expected to apply in the year when the asset is realised or the liability is settled, based on tax rates (and tax laws) that have been enacted or substantively enacted at the reporting

date. Deferred tax relating to items recognised outside profit or loss is recognised outside profit or loss (either in other comprehensive income or in equity). Deferred tax items are recognised in correlation to the underlying transaction either in OCI or directly in equity.

Deferred tax assets and deferred tax liabilities are offset if a legally enforceable right exists to set off current tax assets against current tax liabilities and the deferred taxes relate to the same taxable entity and the same taxation authority.

### Note - 2.8 Share Based Payments

Stock options are granted to the employees of the Resulting Company under the stock option scheme. The costs of stock options granted to the employees (equity-settled awards) of the Company are measured at the fair value of the equity instruments granted. For each stock option, the measurement of fair value is performed on the grant date. The grant date is the date on which the Company and the employees agree to the stock option scheme. The fair value so determined is revised only if the stock option scheme is modified in a manner that is beneficial to the employees. The compensation cost related to the Stock options allotted are being accounted for by the Resulting Company.

The dilutive effect of outstanding options is reflected as additional share dilution in the computation of diluted earnings per share. If the options vests in instalments (i.e., the options vest pro rata over the service period), then each instalment is treated as a separate share option grant because each instalment has a different vesting period.

### Note - 2.9 Provisions and Contingent Liabilities

Provisions are recognised when the Company has a present obligation (legal or constructive) as a result of past events, and it is probable that an outflow of resources embodying economic benefits will be required to settle the obligation, and a reliable estimate can be made of the amount of the obligation. When the effect of the time value of money is material, the Company determines the level of provision by discounting the expected cash flows at a pre-tax rate reflecting the current rates specific to the liability. The expense relating to any provision is presented in the statement of profit and loss net of any reimbursement.

## Notes to Standalone Financial Statements

A contingent liability is a possible obligation that arises from past events whose existence will be confirmed by the occurrence or non-occurrence of one or more uncertain future events beyond the control of the Company or a present obligation that is not recognized because it is not probable that an outflow of resources will be required to settle the obligation. The Company does not recognize a contingent liability but discloses its existence in the Financial Statements.

### Note - 2.10 Dividends on ordinary shares

The Company recognises a liability to make cash distributions to equity holders of the Company when the distribution is authorised and the distribution is no longer at the discretion of the Company. As per the corporate laws in India, a distribution is authorised when it is approved by the shareholders. A corresponding amount is recognised directly in equity.

### Note - 2.11 Determination of Fair value

The Company measures financial instruments at fair value at each balance sheet date.

Fair value is the price that would be received to sell an asset or paid to transfer a liability in an orderly transaction between market participants at the measurement date. The fair value measurement is based on the presumption that the transaction to sell the asset or transfer the liability takes place either:

- (i) In the principal market for the asset or liability, or
- (ii) In the absence of a principal market, in the most advantageous market for the asset or liability

The principal or the most advantageous market must be accessible by the Company.

The fair value of an asset or a liability is measured using the assumptions that market participants would use when pricing the asset or liability, assuming that market participants act in their economic best interest.

A fair value measurement of a non-financial asset takes into account a market participant's ability to generate economic benefits by using the asset in its highest and best use or by selling it to another

market participant that would use the asset in its highest and best use.

The Company uses valuation techniques that are appropriate in the circumstances and for which sufficient data are available to measure fair value, maximising the use of relevant observable inputs and minimising the use of unobservable inputs. In order to show how fair values have been derived, financial instruments are classified based on a hierarchy of valuation techniques, as summarised below:

- (i) Level 1 financial instruments – Those where the inputs used in the valuation are unadjusted quoted prices from active markets for identical assets or liabilities that the Company has access to at the measurement date. The Company considers markets as active only if there are sufficient trading activities with regards to the volume and liquidity of the identical assets or liabilities and when there are binding and exercisable price quotes available on the balance sheet date.
- (ii) Level 2 financial instruments – Those where the inputs that are used for valuation and are significant, are derived from directly or indirectly observable market data available over the entire period of the instrument's life. Such inputs include quoted prices for similar assets or liabilities in active markets, quoted prices for identical instruments in inactive markets and observable inputs other than quoted prices such as interest rates and yield curves, implied volatilities, and credit spreads. In addition, adjustments may be required for the condition or location of the asset or the extent to which it relates to items that are comparable to the valued instrument. However, if such adjustments are based on unobservable inputs which are significant to the entire measurement, the Company will classify the instruments as Level 3.
- (iii) Level 3 financial instruments – Those that include one or more unobservable input that is significant to the measurement as whole.

For assets and liabilities that are recognised in the financial statements on a recurring basis, the Company determines whether transfers have

## Notes to Standalone Financial Statements

occurred between levels in the hierarchy by re-assessing categorisation (based on the lowest level input that is significant to the fair value measurement as a whole) at the end of each reporting period.

The Company evaluates the levelling at each reporting period on an instrument-by-instrument basis and reclassifies instruments, when necessary, based on the facts at the end of the reporting period.

### Note - 2.12 Cash and cash equivalents

Cash and cash equivalents comprise cash on hand and demand deposits with banks. Cash equivalents are short-term (with an original maturity of three months or less from the date of acquisition), highly liquid investments that are readily convertible into known amounts of cash and which are subject to insignificant risk of change in value.

### Note - 2.13 Cash Flow Statement

Cash flows are reported using the indirect method, whereby profit / (loss) before tax is adjusted for the effects of transactions of non-cash nature and any deferrals or accruals of past or future cash receipts or payments.

For the purpose of the Statement of cash flows, cash and cash equivalents as defined above, are net of outstanding bank overdrafts, if any, as they are considered an integral part of the cash management of the Company.

### Note - 2.14. Goods and Service Tax (GST) Input Credit

Input Tax Credit is accounted for in the books in the period when the underlying service / supply received is accounted, and when there is no uncertainty in availing / utilising the same. Company avails eligible input credit as per the relevant Law and the ineligible credit is set off to respective expense.

### Note - 2.15 Intangible Assets

Intangible assets acquired separately are measured on initial recognition at cost. Following initial recognition, intangible assets are carried at cost less any accumulated amortisation and accumulated impairment losses. Internally generated intangibles, excluding capitalised development costs, are not capitalised and the related expenditure is reflected in statement of profit and loss in the period in which the expenditure is incurred.

Intangible assets are amortised over the useful economic life and assessed for impairment

whenever there is an indication that the intangible asset may be impaired. The amortisation period and the amortisation method for an intangible asset with a finite useful life are reviewed at least at the end of each reporting period. Changes in the expected useful life or the expected pattern of consumption of future economic benefits embodied in the asset are considered to modify the amortisation period or method, as appropriate, and are treated as changes in accounting estimates. The amortisation expense on intangible assets with finite lives is recognised in the statement of profit and loss unless such expenditure forms part of carrying value of another asset.

Amortisation is calculated using the straight-line method to write down the cost of intangible assets to their residual values over their estimated useful life of 3 years.

Gains or losses arising from de-recognition of an intangible asset are measured as the difference between the net disposal proceeds and the carrying amount of the asset and are recognised in the statement of profit and loss when the asset is derecognised.

### Note - 2.16 Impairment of Financial & Non-Financial Assets

#### Note - 2.16.1 Impairment of Non-Financial Assets

The Company assesses at each reporting date whether there is an indication that an asset may be impaired. If any indication exists, the Company estimates the asset's recoverable amount. An asset's recoverable amount is the higher of an asset's or cash-generating unit's (CGU) net selling price and its value in use. The recoverable amount is determined for an individual asset, unless the asset does not generate cash inflows that are largely independent of those from other assets or groups of assets. Where the carrying amount of an asset or CGU exceeds its recoverable amount, the asset is considered impaired and is written down to its recoverable amount. In assessing value in use, the estimated future cash flows are discounted to their present value using a pre-tax discount rate that reflects current market assessments of the time value of money and the risks specific to the asset. In determining fair value less costs of disposal, recent market transactions are taken into account, if available. If no such transactions can be identified, an appropriate valuation model is used.

## Notes to Standalone Financial Statements

The Company bases its impairment calculation on detailed budgets and forecast calculations which are prepared separately for each of the Company's cash-generating units to which the individual assets are allocated. These budgets and forecast calculations are generally covering a period of five years. For longer periods, a long-term growth rate is calculated and applied to project future cash flows after the fifth year. To estimate cash flow projections beyond periods covered by the most recent budgets / forecasts, the Company extrapolates cash flow projections in the budget using a steady or declining growth rate for subsequent years, unless an increasing rate can be justified. In any case, this growth rate does not exceed the long-term average growth rate for the products, industries, or country or countries in which the entity operates, or for the market in which the asset is used.

An assessment is made at each reporting date as to whether there is any indication that previously recognized impairment losses may no longer exist or may have decreased. If such indication exists, the Company estimates the asset's or cash generating unit's recoverable amount. A previously recognized impairment loss is reversed only if there has been

a change in the assumptions used to determine the asset's recoverable amount since the last impairment loss was recognized. The reversal is limited so that the carrying amount of the asset does not exceed its recoverable amount, nor exceed the carrying amount that would have been determined, net of depreciation, had no impairment loss been recognized for the asset in prior years.

After impairment, depreciation is provided on the revised carrying amount of the asset over its remaining useful life.

### Note - 2.16.2 Impairment of Financial Assets

For financial assets for which the Company has no reasonable expectations of recovering either the entire outstanding amount, or a proportion thereof, the gross carrying amount of the financial asset is provided for / written-off.

### Note - 2.17 Earnings Per Share

Basic Earnings Per Share is calculated by dividing the net profit or loss for the year attributable to equity shareholders by the weighted average number of equity shares outstanding during the year.

### Note - 3. Cash and Cash Equivalents

(₹ in Crores)

Particulars	As at March 31, 2023	As at March 31, 2022
<b>Balances with banks:</b>		
– In Current Accounts	0.46	0.08
– In Deposit Accounts - with original maturity of less than 3 months	2.00	8.85
	<b>2.46</b>	<b>8.93</b>
<b>Bank balances other than cash and cash equivalents</b>		
– In Deposit Accounts		
– with original maturity of more than 3 months	4.00	-
In Unpaid dividend accounts	1.09	1.35
	<b>5.09</b>	<b>1.35</b>

### Note - 4. Investments

(₹ in Crores)

Particulars	Number		Amount	
	As at March 31, 2023	As at March 31, 2022	As at March 31, 2023	As at March 31, 2022
<b>Investments at Cost:</b>				
<b>I. Investments-Equity (Refer Note 2 below)</b>				
<b>Investment in Subsidiary Companies at Cost</b>				
<b>Equity Shares (Fully Paid) - Quoted</b>				
Cholamandalam Investment and Finance Company Limited (Face value of ₹2 per share)	37,28,85,889	37,28,85,889	1,009.91	1,009.91

## Notes to Standalone Financial Statements

(All amounts are in crores of Indian rupees, unless otherwise stated)

Particulars	Number		Amount	
	As at March 31, 2023	As at March 31, 2022	As at March 31, 2023	As at March 31, 2022
<b>Equity Shares (Fully Paid) - Unquoted</b>				
Cholamandalam MS General Insurance Company Limited (Face value of ₹10 per share)	17,92,82,861	17,92,82,861	265.24	265.24
<b>Investment in Joint Venture at cost</b>				
<b>Equity Shares (Fully Paid) - Unquoted</b>				
Cholamandalam MS Risk Services Limited (Face value of ₹10 per share)	9,89,979	9,89,979	0.99	0.99
<b>Investments at Fair Value Through Other Comprehensive Income (FVTOCI): (Refer Note 1 below)</b>				
<b>Equity Shares (Fully Paid) - Quoted</b>				
Coromandel Engineering Co. Ltd. (Face value of ₹10 per share)	4,33,481	4,33,481	1.26	1.46
Carborundum Universal Limited (Face value of ₹1 per share)	6,000	6,000	0.59	0.48
Kartik Investments Trust Limited (Face value of ₹10 per share)	33,790	33,790	0.04	0.04
<b>Equity Shares (Fully Paid) - Unquoted</b>				
Murugappa Management Services Private Limited (Face value of ₹100 per share)	42,677	42,677	2.09	1.72
<b>Total Investments - Equity</b>			<b>1,280.12</b>	<b>1,279.84</b>

Note-1: The Company has designated its equity investments as FVTOCI on the basis that these are not held for trading and held for strategic purposes.

Note-2: All investments represented above are made in India.

### Note - 5. Other Financial assets

Particulars	As at March 31, 2023	As at March 31, 2022
<b>Unsecured - considered good</b> (unless otherwise stated)		
At amortised cost		
Deposit receivable	0.02	0.02
	<b>0.02</b>	<b>0.02</b>

### Note - 6. Intangible Assets

Particulars	Computer software
<b>Gross carrying amount as at March 31, 2021</b>	<b>0.04</b>
Additions	0.02
Disposals	<b>0.00</b>
<b>Gross carrying amount as at March 31, 2022</b>	<b>0.06</b>
Additions	-
Disposals	-
<b>Gross carrying amount as at March 31, 2023</b>	<b>0.06</b>
<b>Accumulated Amortisation and impairment</b>	

## Notes to Standalone Financial Statements

(All amounts are in crores of Indian rupees, unless otherwise stated)

Particulars	Computer software
<b>Balance as at March 31, 2021</b>	0.02
Amortisation for the year (₹1,54,209/-)	0.02
Amortisation on disposals	0.00
<b>Balance as at March 31, 2022</b>	<b>0.04</b>
Amortisation for the year (₹1,18,623/-)	0.01
Amortisation on disposals	-
<b>Accumulated amortisation and impairment as at March 31, 2023</b>	<b>0.05</b>
<b>Net Written down Value as at March 31, 2022</b>	<b>0.02</b>
<b>Net Written down Value as at March 31, 2023</b>	<b>0.01</b>

### Note - 7. Other Non Financial Assets

Particulars	As at March 31, 2023	As at March 31, 2022
<b>Unsecured - considered good (unless otherwise stated)</b>		
Prepaid expenses	0.02	0.02
Balances with Government Authorities	0.06	-
Others	0.01	0.01
	<b>0.09</b>	<b>0.03</b>

### Note - 8. Debt Securities (at amortised cost)

Particulars	As at March 31, 2023	As at March 31, 2022
Non Convertible Debentures - Unsecured	49.98	99.97
	<b>49.98</b>	<b>99.97</b>

#### Note - 8.1 Details of Unsecured, Not guaranteed, Taxable, Non Cumulative, Rated, Redeemable, Non Convertible Debentures - Contractual Principal repayment values

Rate of Interest / Effective Interest rate / Maturity	Amount outstanding	
	As at March 31, 2023	As at March 31, 2022
6.75% / 6.78% / March 30, 2023	-	50.00
7.26% / 7.28% / March 30, 2024	50.00	50.00

**Note - 8.2** The Debentures are issued in India.

### Note - 9. Other Financial Liabilities

Particulars	As at March 31, 2023	As at March 31, 2022
Unpaid Dividends *	1.09	1.35
Others	0.04	0.03
	<b>1.13</b>	<b>1.38</b>

\* There were no amounts which were required to be transferred to the Investor Education and Protection Fund by the Company as at end of the year.

## Notes to Standalone Financial Statements

(All amounts are in crores of Indian rupees, unless otherwise stated)

### Note - 10. Provisions

Particulars	As at	As at
	March 31, 2023	March 31, 2022
Provision for Compensated Absences	0.03	0.02
	<b>0.03</b>	<b>0.02</b>

### Note - 11. Other Non Financial Liabilities

Particulars	As at	As at
	March 31, 2023	March 31, 2022
Statutory Liabilities	0.03	0.60
	<b>0.03</b>	<b>0.60</b>

### Note - 12. Equity Share Capital

Particulars	As at		As at	
	March 31, 2023		March 31, 2022	
	Numbers	Amount	Numbers	Amount
<b>AUTHORISED</b>				
Equity Shares of ₹1 each	430,000,000	43.00	430,000,000	43.00
		<b>43.00</b>		<b>43.00</b>
<b>ISSUED, SUBSCRIBED AND PAID UP</b>				
Equity Shares of ₹1 each	18,77,77,462	18.78	18,77,42,892	18.77
		<b>18.78</b>		<b>18.77</b>

#### a) Reconciliation of number of shares and amount outstanding at the beginning and at the end of the year:

Particulars	As at March 31, 2023		As at March 31, 2022	
	Numbers	Amount	Numbers	Amount
<b>Equity Shares</b>				
At the beginning of the year	18,77,42,892	18.77	18,77,22,982	18.77
Issued during the year	34,570	0.00	19,910	0.00
<b>Outstanding at the end of the year</b>	<b>18,77,77,462</b>	<b>18.78</b>	<b>18,77,42,892</b>	<b>18.77</b>

Note : The Company has received an amount of ₹34,570 on allotment of Shares under Employee Stock Options for the year ended March 31, 2023 (₹19,910 for the year ended March 31, 2022)

#### b) Terms/rights attached to Equity shares

The Company has only one class of equity shares having par value of ₹1 per share. Each holder of equity shares is entitled to one vote per share. The Company declares and pays dividends in Indian Rupees. The dividend proposed by the Board of Directors is subject to the approval of the shareholders in the ensuing Annual General Meeting except in case of Interim Dividend.

Repayment of capital will be in proportion to the number of equity shares held.

## Notes to Standalone Financial Statements

(All amounts are in crores of Indian rupees, unless otherwise stated)

### c) Details of shareholding more than 5% shares in the Company

Particulars	As at March 31, 2023		As at March 31, 2022		
	Equity Shares	Numbers	% holding in the class	Numbers	% holding in the class
Ambadi Investments Limited		7,07,66,595	37.69	7,07,66,595	37.69

### d) Shares reserved for issue under options

Refer Note 27 for details of shares reserved for issue under options.

### e) Status on Global Depository Receipts ("GDR")

The aggregate number of GDRs outstanding as at March 31, 2023 is Nil (as at March 31, 2022 - 23,460) each representing one Equity Share of ₹1 face value (Previous Year ₹1 face value). GDR % against total number of shares is Nil (as at March 31, 2022 - 0.01%). The GDRs carry the same terms / rights attached to Equity Shares of the Company.

### f) Shareholding of Promoters

SN.	Name of the Promoter (P) / Promoter Group (PG)	As on 31-Mar-2023		As on 31-Mar-2022		Category	% Change during the year
		No. of shares	% to shares	No. of shares	% to shares		
1	Ambadi Investments Limited	7,07,66,595	37.69	7,07,66,595	37.69	Promoter	-
2	Ambadi Enterprises Ltd	10,58,200	0.56	10,58,200	0.56	Promoter	-
3	Murugappa & Sons (M.V.Subbiah, MA Alagappan and M M Murugappan hold shares on behalf of the Firm)	8,63,980	0.46	8,63,980	0.46	Promoter	-
4	Arun Alagappan	8,33,090	0.44	8,33,090	0.44	Promoter	-
5	M.A.Alagappan	7,10,000	0.38	7,10,000	0.38	Promoter	-
6	M V Murugappan - HUF ( Valli Arunachalam holds shares in the capacity as karta)	5,43,330	0.29	5,43,330	0.29	Promoter	-
7	A Venkatachalam	5,13,610	0.27	5,13,610	0.27	Promoter	-
8	M A M Arunachalam	4,70,160	0.25	4,70,160	0.25	Promoter	-
9	A Vellayan	3,82,400	0.20	3,82,400	0.20	Promoter	-
10	M M Murugappan HUF(M M Murugappan holds shares in the capacity as kartha)	3,55,330	0.19	3,55,330	0.19	Promoter	-
11	V Arunachalam	3,38,990	0.18	3,38,990	0.18	Promoter	-
12	V Narayanan	2,81,140	0.15	2,81,140	0.15	Promoter	-
13	M M Muthiah HUF (M M Murugappan hold shares in the capacity as kartha)	2,77,360	0.15	2,77,360	0.15	Promoter	-
14	A Venkatachalam (Hold shares in the capacity as Kartha of HUF)	2,52,000	0.13	2,52,000	0.13	Promoter	-
15	A Vellayan (Hold shares in the capacity as Kartha of HUF)	2,49,500	0.13	2,49,500	0.13	Promoter	-



## Notes to Standalone Financial Statements

(All amounts are in crores of Indian rupees, unless otherwise stated)

SN.	Name of the Promoter (P) / Promoter Group (PG)	As on 31-Mar-2023		As on 31-Mar-2022		Category	% Change during the year
		No. of shares	% to shares	No. of shares	% to shares		
16	M M Murugappan	2,09,715	0.11	2,09,715	0.11	Promoter	-
17	Arun Venkatachalam	2,00,000	0.11	2,00,000	0.11	Promoter	-
18	M V Subbiah (Hold shares in the capacity as Kartha of HUF)	1,71,200	0.09	1,71,200	0.09	Promoter	-
19	M A M Arunachalam (in the capacity of Karta of HUF)	1,48,660	0.08	1,48,660	0.08	Promoter	-
20	M A Alagappan HUF(M A Alagappan hold shares in the capacity as kartha )	1,30,660	0.07	1,30,660	0.07	Promoter	-
21	M M Venkatachalam	4,000	0.00	4,000	0.00	Promoter	-
22	Carborundum Universal Limited	1,000	0.00	1,000	0.00	Promoter	-
23	A M Meyyammai	9,31,500	0.50	9,31,500	0.50	Promoter Group	-
24	Lakshmi Ramaswamy Family Trust(AA Alagammai & Lakshmi Ramaswamy holds shares on behalf of Trust)	7,43,000	0.40	7,43,000	0.40	Promoter Group	-
25	Murugappa Educational and Medical Foundation	7,26,200	0.39	7,26,200	0.39	Promoter Group	-
26	Shambho Trust (M V Subbiah & S Vellayan are trustees of the trust)	5,97,340	0.32	5,97,340	0.32	Promoter Group	-
27	M A Murugappan Holdings LLP	5,46,860	0.29	5,46,860	0.29	Promoter Group	-
28	Saraswathi Trust (M V Subbiah, S Vellayan & M V Seetha Subbiah are trustees of the trust)	5,15,180	0.27	5,15,180	0.27	Promoter Group	-
29	M A Alagappan Holdings Private Limited	5,29,860	0.28	5,29,860	0.28	Promoter Group	-
30	Meenakshi Murugappan Family Trust (M M Murugappan & Meenakshi Murugappan are trustees of the trust)	5,00,000	0.27	5,00,000	0.27	Promoter Group	-
31	M M Muthiah Family Trust (M M Murugappan & M M Muthiah holds shares on behalf of the Trust)	4,78,055	0.25	4,78,055	0.25	Promoter Group	-
32	MM Veerappan Family Trust (MM Murugappan & Meenakshi Murugappan holds shares on behalf of the Trust)	4,68,055	0.25	4,68,055	0.25	Promoter Group	-
33	MV Muthiah Family Trust (M M Venkatachalam & M V Muthiah holds shares on behalf of the Trust)	4,59,830	0.24	4,59,830	0.24	Promoter Group	-

## Notes to Standalone Financial Statements

(All amounts are in crores of Indian rupees, unless otherwise stated)

SN.	Name of the Promoter (P) / Promoter Group (PG)	As on 31-Mar-2023		As on 31-Mar-2022		Category	% Change during the year
		No. of shares	% to shares	No. of shares	% to shares		
34	MV Subramanian Family Trust (Mr. MM Venkatachalam & MV Subramanian hold shares on behalf of Trust)	4,59,830	0.24	4,59,830	0.24	Promoter Group	-
35	M V AR Meenakshi	4,49,630	0.24	4,49,630	0.24	Promoter Group	-
36	MM Venkatachalam Family Trust(MM Venkatachalam & Lakshmi Venkatachalam hold shares on behalf of Trust)	4,03,900	0.22	4,03,900	0.22	Promoter Group	-
37	AR Lakshmi Achi Trust	3,91,510	0.21	3,91,510	0.21	Promoter Group	-
38	Valli Muthiah	-	-	3,87,080	0.21	Promoter Group	(100%)
39	Lakshmi Venkatachalam Family Trust(M M Venkatachalam & Lakshmi Venkatachalam are trustees of trust)	3,79,905	0.20	3,79,905	0.20	Promoter Group	-
40	Meyyammai Venkatachalam	3,58,580	0.19	3,58,580	0.19	Promoter Group	-
41	M.M.Muthiah Research Foundation	2,80,920	0.15	2,80,920	0.15	Promoter Group	-
42	M M Murugappan Family Trust (M M Murugappan & Meenakshi Murugappan are trustees of the trust)	2,31,800	0.12	2,31,800	0.12	Promoter Group	-
43	Sigapi Arunachalam	2,27,990	0.12	2,27,990	0.12	Promoter Group	-
44	Umayal.R.	2,26,580	0.12	2,26,580	0.12	Promoter Group	-
45	Arun Murugappan Children's Trust (MAM Arunachalam & Sigappi Arunachalam hold on behalf of trust)	2,20,278	0.12	2,20,278	0.12	Promoter Group	-
46	M A Alagappan Grand Children Trust (Arun Alagappan & AA Alagammai hold shares on behalf of Trust)	2,16,777	0.12	2,16,777	0.12	Promoter Group	-
47	Murugappan Arunachalam Children Trust (Sigapi Arunachalam alongwith others hold shares of Trust)	2,15,410	0.11	2,15,410	0.11	Promoter Group	-
48	Lakshmi Chocka lingam	1,58,660	0.08	1,58,660	0.08	Promoter Group	-
49	Valli Annamalai	1,57,127	0.08	1,57,127	0.08	Promoter Group	-

## Notes to Standalone Financial Statements

(All amounts are in crores of Indian rupees, unless otherwise stated)

SN.	Name of the Promoter (P) / Promoter Group (PG)	As on 31-Mar-2023		As on 31-Mar-2022		Category	% Change during the year
		No. of shares	% to shares	No. of shares	% to shares		
50	M Vellachi	5,97,425	0.32	5,97,425	0.32	Promoter Group	-
51	A M M Vellayan Sons P Ltd	38,430	0.02	38,430	0.02	Promoter Group	-
52	Pranav Alagappan	28,050	0.01	28,050	0.01	Promoter Group	-
53	Valliammai Murugappan	17,032	0.01	17,032	0.01	Promoter Group	-
54	M V Seetha Subbiah Benefit trust (M.V.Subbiah & S Vellayan hold shares on behalf of the Trust)	14,500	0.01	14,500	0.01	Promoter Group	-
55	Valli Subbiah Benefit Trust (S Vellayan & M V Subbiah hold shares on behalf of the Trust)	14,500	0.01	14,500	0.01	Promoter Group	-
56	Dhruv M Arunachalam	11,000	0.01	11,000	0.01	Promoter Group	-
57	Solachi Ramanathan	8,500	0.00	8,500	0.00	Promoter Group	-
58	M.M.Muthiah Sons Private Ltd	4,200	0.00	4,200	0.00	Promoter Group	-
59	A V Nagalakshmi	3,600	0.00	3,600	0.00	Promoter Group	-
60	V Vasantha	2,300	0.00	2,300	0.00	Promoter Group	-
61	Uma Ramanathan	2,000	0.00	2,000	0.00	Promoter Group	-
62	Lakshmi Venkatachalam	1,200	0.00	1,200	0.00	Promoter Group	-
63	Valli Alagappan	1,000	0.00	1,000	0.00	Promoter Group	-
64	A.Keertika Unnamalai	500	0.00	500	0.00	Promoter Group	-
65	Meenakshi Murugappan	70	0.00	70	0.00	Promoter Group	-
66	Valli Arunachalam	4,96,095	0.26	4,96,095	0.26	Promoter Group	-
	<b>Total P/PG Holdings</b>	<b>9,08,76,099</b>	<b>48.40</b>	<b>9,12,63,179</b>	<b>48.61</b>		
	<b>Paid up share capital</b>	<b>18,77,77,462</b>		<b>18,77,42,892</b>			

## Notes to Standalone Financial Statements

(All amounts are in crores of Indian rupees, unless otherwise stated)

### Note - 13. Other Equity

Particulars	As at March 31, 2023	As at March 31, 2022
Retained earnings (Refer Note 13.2)	559.09	523.13
Other reserves		
Capital Reserve (Refer Note 13.6)	19.97	19.97
Capital Redemption Reserve (Refer Note 13.7)	6.15	6.15
Securities Premium (Refer Note 13.5)	207.70	206.26
Statutory Reserve (Refer Note 13.4)	76.22	64.64
General Reserve (Refer Note 13.1)	346.30	346.30
Fair Value Through Other Comprehensive Income (FVTOCI) Reserve (Refer Note 13.3)	2.18	1.96
	<b>1,217.61</b>	<b>1,168.41</b>

### Nature and Purpose of reserves

#### Note - 13.1 General Reserve

Under the erstwhile Companies Act, 1956, a general reserve was created through an annual transfer of net income at a specified percentage in accordance with applicable regulations. The purpose of these transfers was to ensure that if dividend distribution in a given year is more than 10.00% of the paid-up capital of the Company for that year, then the total dividend distribution is less than the total distributable reserves for that year. Consequent to introduction of Companies Act, 2013, the requirement of mandatory transfer of a specified percentage of the net profit to general reserve has been withdrawn and the Company can optionally transfer any amount from the surplus of profit to the General Reserve.

Particulars	As at March 31, 2023	As at March 31, 2022
Balance at the beginning of the year	346.30	346.30
Additions during the year	-	-
<b>Balance at the end of the year</b>	<b>346.30</b>	<b>346.30</b>

#### Note - 13.2 Retained Earnings

The amount that can be distributed by the Company as dividends to its equity shareholders is determined based on the financial statements of the Company and also considering the requirements of the Companies Act, 2013. Thus, the amounts reported below are not distributable in entirety.

Particulars	As at March 31, 2023	As at March 31, 2022
Balance at the beginning of the year	523.13	489.06
Profit for the year	57.87	55.51
Dividend payout for the year - Equity	(10.33)	(10.33)
Transfer to Statutory Reserve	(11.58)	(11.11)
<b>Balance at the end of the year</b>	<b>559.09</b>	<b>523.13</b>

#### Note - 13.3 FVTOCI Reserve

The Company has elected to recognise changes in the fair value of certain investments in equity securities in other comprehensive income. These changes are accumulated within the FVTOCI equity investments reserve within equity. The Company transfers amounts from this reserve to retained earnings when the relevant equity securities are derecognised.

## Notes to Standalone Financial Statements

(All amounts are in crores of Indian rupees, unless otherwise stated)

Particulars	As at March 31, 2023	As at March 31, 2022
Balance at the beginning of the year	1.96	1.38
Fair Valuation of FVTOCI Investments	0.22	0.58
<b>Balance at the end of the year</b>	<b>2.18</b>	<b>1.96</b>

### Note - 13.4 Statutory Reserve

As per the requirements of Section 45-IC of the Reserve Bank of India Act, 1934, every NBFC is required to transfer 20% of the total profits after tax for the year to a specific reserve by name of Statutory Reserve. The Company based on the above regulation transferred an amount equivalent to 20% of the total profits after tax for the current year to such reserve.

Particulars	As at March 31, 2023	As at March 31, 2022
Balance at the beginning of the year	64.64	53.53
Transfer into reserve	11.58	11.11
<b>Balance at the end of the year</b>	<b>76.22</b>	<b>64.64</b>

### Note - 13.5 Securities Premium

Securities premium is used to record the premium on issue of shares. This can be utilised only for specific purposes such as issuance of bonus shares in accordance with the provisions of the Companies Act, 2013.

Particulars	As at March 31, 2023	As at March 31, 2022
Balance at the beginning of the year	206.26	205.59
Additions pursuant to shares issued on account of exercise of Employee Stock Option Plan (ESOP)	1.44	0.67
<b>Balance at the end of the year</b>	<b>207.70</b>	<b>206.26</b>

### Note - 13.6 Capital Reserve

Capital Reserve represents the amount that has been received as a capital grant from the Government of Maharashtra for the set up of a unit in 2008-09 based on the fulfilment of certain conditions in connection with the set up of such unit. Pursuant to the Scheme of Arrangement for demerger in the financial year 2016-17, this amount has been retained in the Company.

Particulars	As at March 31, 2023	As at March 31, 2022
Balance at the beginning of the year	19.97	19.97
Additions during the year	-	-
<b>Balance at the end of the year</b>	<b>19.97</b>	<b>19.97</b>

### Note - 13.7 Capital Redemption Reserve

Capital redemption reserve represents the amount equal to the nominal value of shares that were redeemed during the prior years. The reserve can be utilized only for specific purposes such as issuance of bonus shares in accordance with the provisions of the Companies Act, 2013.

Particulars	As at March 31, 2023	As at March 31, 2022
Balance at the beginning of the year	6.15	6.15
Additions during the year	-	-
<b>Balance at the end of the year</b>	<b>6.15</b>	<b>6.15</b>

## Notes to Standalone Financial Statements

(All amounts are in crores of Indian rupees, unless otherwise stated)

### Note - 13.8 Proposed dividend

The Board of Directors of the Company at their meeting held on May 12, 2023, have recommended a dividend of 55% being Re.0.55 per equity share of face value of ₹1/- of the Company, for the year ended March 31, 2023 which is subject to approval by the shareholders at the ensuing Annual General Meeting.

### Note - 14. Revenue from Operations

Particulars	Year Ended March 31, 2023	Year Ended March 31, 2022
<b>Interest Income on</b>		
- Bank Deposits	0.83	0.86
<b>Dividend Income from</b>		
- Subsidiaries	74.58	74.58
- Joint Venture	0.25	0.12
- Others (₹21,000 only, previous year ₹18,000 only)	-	-
<b>Service Income</b>		
-Income that are recognised over a period of time	8.10	7.95
	<b>83.76</b>	<b>83.51</b>
<b>Note - 14.1 - Type of Service</b>		
Total revenue from contracts with customers - Brand fee	8.10	7.95
Geographical markets		
India	8.10	7.95
Outside India	-	-
Total revenue from contracts with customers	8.10	7.95
Timing of revenue recognition		
Services transferred at a point in time	-	-
Services transferred over time	8.10	7.95

For the income that has been received during the year, there are no contract assets / contract liabilities that are outstanding as at March 31, 2023 (Previous year - NIL)

### Note - 14.2 Information about Company's performance obligation

The performance obligation with respect to brand fee is rendered over annual periods through the contract term.

### Note - 15. Finance Costs

Particulars	Year Ended March 31, 2023	Year Ended March 31, 2022
Interest on financial liabilities measured at amortised cost		
- Debt Securities	7.03	10.14
	<b>7.03</b>	<b>10.14</b>

### Note - 16. Employee Benefits Expense

Particulars	Year Ended March 31, 2023	Year Ended March 31, 2022
Salaries, allowances and Bonus (Contribution to Provident and Other funds ₹0.02 crore (Previous year ₹0.02 crore)	1.40	1.25
	<b>1.40</b>	<b>1.25</b>

## Notes to Standalone Financial Statements

(All amounts are in crores of Indian rupees, unless otherwise stated)

### Note - 17. Other Expenses

Particulars	Year Ended March 31, 2023	Year Ended March 31, 2022
Rent	0.01	0.01
Insurance	0.02	0.02
Travelling and Conveyance	0.01	-
Advertisement Expenses	0.05	0.03
Communication	-	0.01
Printing, Stationery	0.02	0.02
Auditors' Remuneration	0.25	0.19
Professional & Legal Expenses	0.23	0.14
Listing and filing fee	0.07	0.06
Information Technology Expenses	0.01	-
Expenditure on Corporate Social Responsibility	-	0.06
Directors Fees, allowances and expenses	0.76	0.76
Other expenses	0.03	0.06
	<b>1.46</b>	<b>1.36</b>

### Note - 17.1 Auditors' Remuneration

Particulars	Year Ended March 31, 2023	Year Ended March 31, 2022
As Auditor:		
Statutory Audit	0.15	0.13
Tax Audit	0.01	0.01
Limited Reviews	0.03	0.03
Other assurance services and OPE	0.06	0.02
<b>Total</b>	<b>0.25</b>	<b>0.19</b>

### Note - 17.2 Details of Corporate Social Responsibility expenditure

Particulars	Year Ended March 31, 2023	Year Ended March 31, 2022
Gross Amount required to be spent towards CSR u/s 135 (5) of Companies Act, 2013 (A)	-	0.06
Amount spent during the year (B)		
- Education & Health	-	-
- Others	-	0.06
Excess / (shortfall) (A-B)	-	-

The CSR projects undertaken by the Company in the previous year are in the nature of other than "On-going Projects"

There is no amount required to be contributed to specified fund u/s 135(6)

For the year ended March 31, 2023, the Company is not required to spend any amount as per the computation u/s 135 (5) of the Companies Act, 2013.

## Notes to Standalone Financial Statements

(All amounts are in crores of Indian rupees, unless otherwise stated)

### Note - 18. Fair value of financial instruments not measured at fair value

The following table presents the carrying amounts and fair value of each category of financial assets and liabilities

Particulars	Carrying Value		Fair Value	
	As at March 31, 2023	As at March 31, 2022	As at March 31, 2023	As at March 31, 2022
<b>Financial assets</b>				
Cash and Cash Equivalents	2.46	8.93	2.46	8.93
Bank balances other than cash and cash equivalents	5.09	1.35	5.09	1.35
Investments	1,276.14	1,276.14	29,544.58	27,943.75
Other Financial Assets	0.02	0.02	0.02	0.02
<b>Total</b>	<b>1,283.71</b>	<b>1,286.44</b>	<b>29,552.15</b>	<b>27,954.05</b>
<b>Financial liabilities</b>				
Debt Securities	49.98	99.97	49.98	99.97
Other Payables				
a) Total outstanding dues of micro and small enterprises	-	-	-	-
b) Total outstanding dues of creditors other than micro and small enterprises	0.66	0.60	0.66	0.60
Other Financial Liabilities	1.13	1.38	1.13	1.38
<b>Total</b>	<b>51.77</b>	<b>101.95</b>	<b>51.77</b>	<b>101.95</b>

The management of the Company assessed that fair value of cash and cash equivalents including bank balances, other financial assets, trade payables and other financial liabilities approximate their carrying amounts largely due to the short-term maturities of these instruments.

The fair value of the financial assets and liabilities is included at the amount at which the instrument could be exchanged in a current transaction between willing parties, other than in a forced or liquidation sale. The following methods and assumptions were used to estimate the fair values:

- i. The fair values of quoted equity investments are derived from quoted market prices in active markets.
- ii. The fair value of borrowings is estimated by discounting expected future cash flows using a discount rate equivalent to the risk-free rate of return, adjusted for the credit spread considered by the lenders for instruments of the similar maturity.

### Note - 19.1 Fair Values Hierarchy

#### a) Financial Assets carried at Fair Values

This note provides information about how the Company determines fair value of various financial assets. Fair value of the Company's financial assets that are measured at fair value on a recurring basis.

Some of the Company's financial assets are measured at fair value at the end of the reporting period. The following table gives information about how the fair values of these financial assets are determined (in particular, the valuation techniques and inputs used)



## Notes to Standalone Financial Statements

(All amounts are in crores of Indian rupees, unless otherwise stated)

Particulars	Fair Value as at		Fair Value Hierarchy	Valuation Techniques & key inputs used
	March 31, 2023	March 31, 2022		
Asset measured at fair value:	1.89	1.98	Level 1	Quoted bid price in an active market. Refer Note (a)
Investments in quoted equity instruments at FVTOCI	2.09	1.72	Level 3	Fair Valuation through methods prescribed under Ind AS 109. Refer Note (b)

There are no movement / transfers between level 1 and level 2 during the period

### Note:

(a) These investments in equity instruments are not for trading. Instead, they are held for medium or long term strategic purpose. Upon the application of Ind AS 109, the Company has chosen to designate these investments in equity instruments as FVTOCI as the management of the company believes that this provides a more meaningful presentation for medium or long term strategic investments, than reflecting changes in fair value immediately in profit or loss.

(b) These investment in equity are not significant in value and hence additional disclosures are not presented.

### b) Financial Liabilities for which fair values are disclosed

Particulars	Fair Value as at		Fair Value Hierarchy	Valuation Techniques & key inputs used
	March 31, 2023	March 31, 2022		
Liabilities for which fair values are disclosed	49.98	99.97	Level 2	Refer Note (a) below

Note (a) The fair value of borrowings is estimated by discounting expected future cash flows using a discount rate equivalent to the risk-free rate of return, adjusted for the credit spread considered by the lenders for instruments of the similar maturity.

There are no movement / transfers between level 1 and level 2 during the period.

### Note - 19.2 Summary of Financial assets and liabilities which are recognised at amortised cost

Particulars	As at March 31, 2023	As at March 31, 2022
<b>Financial Assets</b>		
Cash and Cash Equivalents	2.46	8.93
Bank balances other than cash and cash equivalents	5.09	1.35
Other Financial Assets	0.02	0.02
<b>Financial Liabilities</b>		
Debt Securities	49.98	99.97
Trade & Other Payables	0.66	0.60
Other Financial Liabilities	1.13	1.38

## Notes to Standalone Financial Statements

(All amounts are in crores of Indian rupees, unless otherwise stated)

### Note - 20. Maturity Analysis

The table below shows an analysis of assets and liabilities analysed according to when they are expected to be recovered or settled.

Particulars	As on March 31, 2023	Maturity		As on March 31, 2022	Maturity	
		Current	Non - Current		Current	Non - Current
<b>Financial Assets</b>						
Cash and Cash Equivalents	2.46	2.46	-	8.93	8.93	-
Bank balances other than cash & cash equivalents	5.09	5.09	-	1.35	1.35	-
Investments	1,280.12	-	1,280.12	1,279.84	-	1,279.84
Other Financial Assets	0.02	-	0.02	0.02	-	0.02
<b>Total Financial Assets</b>	<b>1,287.69</b>	<b>7.55</b>	<b>1,280.14</b>	<b>1,290.14</b>	<b>10.28</b>	<b>1,279.86</b>
<b>Non Financial Assets</b>						
Current tax assets (Net)	0.56	-	0.56	-	-	-
Intangible Assets	0.01	-	0.01	0.02	-	0.02
Other non-financial assets	0.09	0.06	0.03	0.03	-	0.03
<b>Total Non Financial Assets</b>	<b>0.66</b>	<b>0.06</b>	<b>0.60</b>	<b>0.05</b>	<b>-</b>	<b>0.05</b>
<b>Financial Liabilities</b>						
Debt Securities	49.98	49.98	-	99.97	50.04	49.93
Other Payables						
a) Total outstanding dues of micro and small enterprises	-	-	-	-	-	-
b) Total outstanding dues of creditors other than micro and small enterprises	0.66	0.66	-	0.60	0.60	-
Other Financial Liabilities	1.13	1.10	0.03	1.38	1.38	-
<b>Total Financial Liabilities</b>	<b>51.77</b>	<b>51.74</b>	<b>0.03</b>	<b>101.95</b>	<b>52.02</b>	<b>49.93</b>
<b>Non Financial Liabilities</b>						
Current tax liabilities (net)	-	-	-	0.35	0.35	-
Deferred tax liabilities (net)	0.13	-	0.13	0.09	-	0.09
Provisions	0.03	-	0.03	0.02	-	0.02
Other non-financial liabilities	0.03	0.03	-	0.60	0.60	-
<b>Total Non Financial Liabilities</b>	<b>0.19</b>	<b>0.03</b>	<b>0.16</b>	<b>1.06</b>	<b>0.95</b>	<b>0.11</b>

### Note - 20.1 Analysis of Financial Assets and Financial Liabilities by remaining contractual maturities

As on March 31, 2023

Particulars	Upto 1 Month	1 to 6 months	6 to 12 months	1 to 5 years	More than 5 years	Total
<b>Financial Assets</b>						
Cash and Cash Equivalents	2.47	-	-	-	-	2.47
Bank balances other than cash and cash equivalents	5.33	-	-	-	-	5.33
Investments	-	-	-	-	1,280.12	1,280.12
Other Financial Assets	-	-	-	0.02	-	0.02
<b>Total Undiscounted Financial Assets</b>	<b>7.80</b>	<b>-</b>	<b>-</b>	<b>0.02</b>	<b>1,280.12</b>	<b>1,287.94</b>
<b>Financial Liabilities</b>						

## Notes to Standalone Financial Statements

(All amounts are in crores of Indian rupees, unless otherwise stated)

Particulars	Upto 1 Month	1 to 6 months	6 to 12 months	1 to 5 years	More than 5 years	Total
Borrowings (Debt Securities)	-	-	53.63	-	-	53.63
Other Payables						
a) Total outstanding dues of micro and small enterprises	-	-	-	-	-	-
b) Total outstanding dues of creditors other than micro and small enterprises	0.66	-	-	-	-	0.66
Other Financial Liabilities	1.10	-	-	0.03	-	1.13
<b>Total Undiscounted Financial Liabilities</b>	<b>1.76</b>	<b>-</b>	<b>53.63</b>	<b>0.03</b>	<b>-</b>	<b>55.42</b>

### As on March 31, 2022

Particulars	Upto 1 Month	1 to 6 months	6 to 12 months	1 to 5 years	More than 5 years	Total
<b>Financial Assets</b>						
Cash and Cash Equivalents	8.93	-	-	-	-	8.93
Bank balances other than cash and cash equivalents	1.35	-	-	-	-	1.35
Investments	-	-	-	-	1,279.84	1,279.84
Other Financial Assets	-	-	-	0.02	-	0.02
<b>Total Undiscounted Financial Assets</b>	<b>10.28</b>	<b>-</b>	<b>-</b>	<b>0.02</b>	<b>1,279.84</b>	<b>1,290.14</b>
<b>Financial Liabilities</b>						
Borrowings (Other than Debt Securities)	-	-	57.03	53.61	-	110.64
Other Payables						
a) Total outstanding dues of micro and small enterprises	-	-	-	-	-	-
b) Total outstanding dues of creditors other than micro and small enterprises	0.60	-	-	-	-	0.60
Other Financial Liabilities	1.35	-	-	0.03	-	1.38
<b>Total Undiscounted Financial Liabilities</b>	<b>1.95</b>	<b>-</b>	<b>57.03</b>	<b>53.64</b>	<b>-</b>	<b>112.62</b>

### Note - 21. Significant accounting judgements, estimates and assumptions:

The preparation of the Company's financial statements requires management of the Company to make judgements, estimates and assumptions that affect the reported amount of revenues, expenses, assets and liabilities, and the accompanying disclosures, as well as the disclosure of contingent liabilities. Uncertainty about these assumptions and estimates could result in outcomes that require a material adjustment to the carrying amount of assets or liabilities affected in future periods.

In the process of applying the Company's accounting policies, the management has made the following judgement / estimate, which have a significant risk of causing a material adjustment to the carrying amounts of assets and liabilities within the next financial year.

#### Fair value of financial instruments

The fair value of financial instruments is the price that would be received to sell an asset or paid to transfer a liability in an orderly transaction in the principal (or most advantageous) market at the measurement date under current market conditions (i.e., an exit price) regardless of whether that price is directly observable or estimated using another valuation technique. When the fair values of financial assets and financial liabilities recorded in the balance sheet cannot be derived from active markets, they are determined using a variety of valuation techniques that include the use of valuation models. The inputs to these models are taken from observable markets where possible, but where this is not feasible, estimation is required in establishing fair values. Judgements and estimates include considerations of liquidity and model inputs related to items such as credit risk (both own and counterparty), funding value adjustments, correlation and volatility.

## Notes to Standalone Financial Statements

(All amounts are in crores of Indian rupees, unless otherwise stated)

### Note - 22. Disclosure in respect of Related Parties

#### Note - 22.1 List of Related Parties

Sl.No.	Nature of relationship	Name of the related parties
1	Subsidiary & Associate Companies	(i) Cholamandalam Investment and Finance Company Limited (CIFCL) (Subsidiary) *
		(ii) Cholamandalam Home Finance Limited (Subsidiary of CIFCL)
		(iii) Cholamandalam Securities Limited (Subsidiary of CIFCL)
		(iv) Payswiff Technologies Private Limited (Joint Venture of CIFCL) (from February 2022)
		(v) White Data Systems India Private Limited (Associate of CIFCL)
		(vi) Vishvakarma Payments Private Limited (Associate of CIFCL)
		(vii) Paytail Commerce Private Limited (Associate of CIFCL) (from September 2021)
		(viii) Cholamandalam MS General Insurance Company Limited (Subsidiary)
2	Entity having Significant influence	(i) Ambadi Investments Limited
3	Subsidiaries of Entity having significant influence	(i) Parry Enterprises Limited
		(ii) Parry Agro Limited
4	Joint Venture	(i) Cholamandalam MS Risk Services Limited
5	Key Management Personnel (KMP) (Pursuant to Companies Act, 2013)	(i) Mr. N. Ganesh - Manager & Chief Financial Officer
		(ii) Ms. E. Krithika - Company Secretary
6	Non-Executive Directors	(i) Mr. M. M. Murugappan
		(ii) Mr. Sridharan Rangarajan
		(iii) Mr. B Ramaratnam
		(iv) Ms. Vasudha Sundararaman
		(v) Mr. Vellayan Subbiah
		(vi) Mr. K. Balasubramanian (w.e.f. March 17, 2022)
		(vii) Mr. Ashok Kumar Barat (upto December 21, 2021)
7	Promoter and Promoter Group (Refer Note 12f for list of parties)	

\* The Company holds 45.36% of the total shareholding in CIFCL as at March 31, 2023 (45.41% as at March 31, 2022) and has de-facto control as per the principles of Ind AS 110 'Consolidated Financial Statements' and accordingly CIFCL has been considered as a subsidiary in these Financial Statements.

**Note - 22.2 During the year, the following transactions were carried out with the related parties in the ordinary course of business:**

Transaction	Name of the related parties	Year ended March 31, 2023	Year ended March 31, 2022
Dividend Received	Cholamandalam Investment and Finance Company Limited	74.58	74.58
	Cholamandalam MS Risk Services Limited	0.25	0.12
Dividend Payment	Ambadi Investments Limited	3.89	3.89
	Non-Executive Directors	0.012	0.012
	Promoter and Promoter Group	1.12	1.13

## Notes to Standalone Financial Statements

(All amounts are in crores of Indian rupees, unless otherwise stated)

Transaction	Name of the related parties	Year ended March 31, 2023	Year ended March 31, 2022
Deputation charges for KMP	Cholamandalam Investment and Finance Company Limited	1.06	0.95
Remuneration to KMP	Ms. E Krithika	0.33	0.30
Expense reimbursed	Cholamandalam Investment and Finance Company Limited	0.05	0.05
Payment for services availed	Parry Enterprises Limited	0.001	-
	Cholamandalam Securities Limited	-	0.0001
	Cholamandalam MS Risk Services Limited	0.02	-
Brand fee Income	Cholamandalam MS General Insurance Company Limited	8.09	7.95
Commission and sitting fees	Non-executive directors	0.76	0.76

### Note - 22.3 Balances outstanding at the year end:

Nature of balance	Name of the related parties	As at March 31, 2023	As at March 31, 2022
Receivable / (Payable)	Cholamandalam Securities Limited	-	(0.0001)
	Cholamandalam MS Risk Services Limited	(0.02)	-

### Note - 23. Earnings Per Share

Particulars	Year ended March 31, 2023	Year ended March 31, 2022
Profit after tax	57.87	55.51
Weighted average number of shares		
- Basic	18,77,53,270	18,77,32,279
- Dilutive impact on account of options	-	13,351
- Diluted	18,77,53,270	18,77,45,629
Earnings per share (face value of ₹1 each)		
- Basic	3.08	2.96
- Diluted	3.08	2.96

### Note - 24. Contingent Liabilities

Contested claims not provided for:

Particulars	As at March 31, 2023	As at March 31, 2022
Income tax matters where the Company has gone on appeal	1.36	1.36

### Note - 25. Reconciliation of Tax Expense and the Accounting Profit:

Particulars	Year ended March 31, 2023	Year ended March 31, 2022
Accounting profit before income tax (A)	73.86	70.74
Corporate tax on accounting profit before tax @ 25.17% (Previous year 25.17%) (B)	18.59	17.81
Adjustments to accounting profit:		
Deduction under section 57 of the Income tax Act (C)	(7.03)	(10.14)

## Notes to Standalone Financial Statements

(All amounts are in crores of Indian rupees, unless otherwise stated)

Particulars	Year ended March 31, 2023	Year ended March 31, 2022
Deductions under section 80M of the Income tax Act (D)	(10.33)	(10.33)
Other disallowances of the Income tax Act (E)	7.06	10.24
Deduction towards depreciation under the Income Tax Act (F)	(0.01)	(0.02)
Total adjustments to accounting profit (G=C+D+E+F)	(10.31)	(10.25)
Tax on above total adjustments @ 25.17% (Previous year 25.17%) (H = G * Tax rate)	(2.60)	(2.58)
Net Effective Income Tax (I = B-H)	15.99	15.23

### Note - 26. Stock Options

The Stock Options were granted to the employees of the Manufacturing Business Undertaking which is transferred to the Resulting Company as referred to in Note 1 and the related details of movement in Stock Options are given below:

Particulars	Employee Stock Option Plan 2007		Employee Stock Option Plan 2016	
	Year ended 31 March 2023	Year ended 31 March 2022	Year ended 31 March 2023	Year ended 31 March 2022
Grant	Grant 12	Grant 12	Grant 1	Grant 1
Date of Grant	02-Nov-11	02-Nov-11	15-Mar-17	15-Mar-17
Options Outstanding as at beginning of the year	-	7,392	41,680	56,590
During the year				
Options granted	-	-	-	-
Options cancelled / lapsed	-	2,392	7,110	-
Options exercised & allotted	-	5,000	34,570	14,910
Options Outstanding as at end of the year	-	-	-	41,680
Options vested but not exercised as at beginning of the year	-	7,392	41,680	56,590
Options vested but not exercised as at end of the year	-	-	-	41,680

Grant No.	Date of Grant	Weighted Average Exercise Price (₹)	Vesting Commences on	Options Granted	Options Exercised	Options Forfeited / lapsed	Options Outstanding at the end of the year		Weighted Average Remaining Contractual Life (in Years)
							Vested	Yet to vest	
<b>Employee Stock Option Plan 2007</b>									
1	31-Oct-07	43.37	31-Oct-08	6,00,120	3,63,624	2,36,496	-	-	
2	31-Jan-08	45.61	30-Jan-09	1,05,460	81,324	24,136	-	-	
3 - Tr I	24-Mar-08	39.19	31-Oct-09	26,55,260	15,39,971	11,15,289	-	-	
3 - Tr II	24-Mar-08	39.19	31-Oct-09	34,241	34,241	-	-	-	
4 - Tr I	31-Jul-08	30.67	31-Jul-09	3,86,900	2,84,961	1,01,939	-	-	
4 - Tr II	31-Jul-08	30.67	31-Jul-09	9,344	9,344	-	-	-	
5	31-Oct-08	16.73	31-Oct-09	54,000	30,240	23,760	-	-	
6	30-Jan-09	21.42	30-Jan-10	28,100	23,323	4,777	-	-	
7 - Tr I	29-Jan-11	96.63	29-Jan-12	4,25,400	2,38,404	1,86,996	-	-	
7 - Tr II	29-Jan-11	96.63	29-Jan-12	21,280	21,280	-	-	-	

## Notes to Standalone Financial Statements

(All amounts are in crores of Indian rupees, unless otherwise stated)

Grant No.	Date of Grant	Weighted Average Exercise Price (₹)	Vesting Commences on	Options Granted	Options Exercised	Options Forfeited / lapsed	Options Outstanding at the end of the year		Weighted Average Remaining Contractual Life (in Years)
							Vested	Yet to vest	
7 - Tr III	29-Jan-11	96.63	29-Jan-12	15,112	15,112	-	-	-	
8	29-Jan-11	96.63	29-Jan-12	1,92,400	80,916	1,11,484	-	-	
9	29-Jan-11	96.63	29-Jan-12	13,900	-	13,900	-	-	
10	2-May-11	96.91	02-May-12	55,000	19,680	35,320	-	-	
11	01-Aug-11	110.23	01-Aug-12	33,600	-	33,600	-	-	
12 - Tr I	02-Nov-11	98.74	02-Nov-12	1,26,800	48,148	78,652	-	-	
12 - Tr II	02-Nov-11	98.74	02-Nov-12	51,516	29,224	22,292	-	-	

### Employee Stock Option Plan 2016

Tr I	15-Mar-17	416.86	15-Mar-18	2,37,960	-	2,37,960	-	-
Tr II	15-Mar-17	416.86	15-Mar-18	2,32,270	1,77,670	54,600	-	-

The Fair Value of Options used to compute proforma net profit and earnings per Equity Share have been estimated on the date of the grants using Black-Scholes model by an independent consultant.

The key assumptions used in Black-Scholes model for calculating the fair value as on the date of the grants are:

Grant No.	Vesting Commences on	Risk Free Interest Rate (%)	Expected Life (Years)	Expected Volatility of Share Price (%)	Dividend Yield (%)	Price of the underlying Share in the Market at the time of Option Grant (₹)	Fair Value of the Option (₹)
-----------	----------------------	-----------------------------	-----------------------	--	--------------------	---	------------------------------

### Employee Stock Option plan 2007

1	31-Oct-08	7.71	2.5	39.11	3.43	43.37	11.34
2	30-Jan-09	7.44	2.5	42.02	3.43	45.61	12.5
3 - Tr I	31-Oct-09	8.22 - 8.25	1.62 - 2.62	31.56 - 37.07	1.86	39.19	73.92 - 74.89
3 - Tr II	31-Oct-09	8.22 - 8.25	1.62 - 2.62	31.56 - 37.07	1.86	39.19	73.92 - 74.89
4 - Tr I	31-Jul-09	0.00 - 8.24	0.00 - 2.99	0.00 - 39.82	1.86	30.67	80.83 - 81.68
4 - Tr II	31-Jul-09	0.00 - 8.24	0.00 - 2.99	0.00 - 39.82	1.86	30.67	80.83 - 81.68
5	31-Oct-09	8.21 - 8.31	0.12 - 3.24	32.28 - 42.55	1.86	16.73	92.20 - 94.76
6	30-Jan-10	8.21 - 8.31	0.24 - 3.49	28.04 - 43.77	1.86	21.42	88.54 - 90.00
7 - Tr I	29-Jan-12	8.21 - 8.26	1.24 - 5.48	31.69 - 46.73	1.86	96.63	39.45 - 80.72
7 - Tr II	29-Jan-12	8.21 - 8.26	1.24 - 5.48	31.69 - 46.73	1.86	96.63	39.45 - 80.72
7 - Tr III	29-Jan-12	8.21 - 8.26	1.24 - 5.48	31.69 - 46.73	1.86	96.63	39.45 - 80.72
8	29-Jan-12	8.21 - 8.26	1.24 - 4.48	31.69 - 43.79	1.86	96.63	27.22 - 52.67
9	29-Jan-12	8.21 - 8.26	1.24 - 3.48	31.69 - 43.79	1.86	96.63	27.22 - 46.62
10	02-May-12	8.21 - 8.25	1.37 - 5.74	31.38 - 47.27	1.86	96.63	27.90 - 56.06
11	01-Aug-12	8.21 - 8.25	1.49 - 5.99	31.76 - 47.01	1.86	110.23	21.93 - 53.00
12 - Tr I	02-Nov-12	8.21 - 8.24	1.74 - 6.24	32.74 - 46.93	1.86	98.74	30.05 - 57.75
12 - Tr II	02-Nov-12	8.21 - 8.24	1.74 - 6.24	32.74 - 46.93	1.86	98.74	30.05 - 57.75

### Employee Stock Option Plan 2016

1 - Tr I	15-Mar-18	6.75	3.5	31.49	0.25	416.86	134.16
1 - Tr II	15-Mar-18	6.75	3.5	31.49	0.25	416.86	134.16

## Notes to Standalone Financial Statements

(All amounts are in crores of Indian rupees, unless otherwise stated)

### Note - 27. Financial Risk Management

The Company has operations in India. Whilst risk is inherent in the Company's activities, it is managed through a risk management framework, including ongoing identification, measurement and monitoring subject to risk limits and other controls. The Company's activities expose it to credit risk, liquidity risk and market risk.

This note explains the sources of risk which the Company is exposed to and how the entity manages the risk.

Risk	Exposure arising from	Measurement	Management
Credit Risk	Cash and cash equivalents, financial assets measured at amortised cost and fair value through profit or loss and other comprehensive income, such as investments etc.,	Credit ratings	Setting limits on the amount of acceptable risk, diversification of investment limits, monitoring of counterparties basis credit rating.

The Board of Directors provide guiding principles for overall risk management, as well as policies covering specific areas, such as credit risk, liquidity risk and investment of available funds.

#### Note - 27.1 Credit risk

The Company being a Core Investment Company, credit risk refers to the risk that a counter party may default on its contractual obligations leading to a financial loss to the Company. Credit risk primarily arises from cash and cash equivalents, financial assets measured at amortised cost and financial assets measured at fair value through profit or loss.

#### Note - 27.2 Liquidity Risk

Liquidity risk is defined as the risk that the Company will encounter difficulty in meeting obligations associated with financial liabilities that are settled by delivering cash or another financial asset. Liquidity risk arises because of the possibility that the Company might be unable to meet its payment obligations when they fall due as a result of mismatches in the timing of the cash flows under both normal and stress circumstances. Such scenarios could occur when funding needed for illiquid asset positions is not available to the Company on acceptable terms. The Company has developed internal control processes and contingency plans for managing liquidity risk.

The Company's principal sources of liquidity are "cash and cash equivalents" and cash flows that are generated from operations. The Company believes that its working capital is sufficient to meet the financial liabilities within maturity period. Additionally, the Company has invested its surplus funds in fixed income securities or instruments of similar nature thereby ensuring safety of capital and availability of liquidity as and when required.

Refer Note 21.1 for the summary of maturity profile of undiscounted cashflows of the Company's financial assets and financial liabilities as at reporting period.

The Leverage Ratio is 0.004 as at March 31, 2023 (0.01 as at March 31, 2022) as against the regulatory cap of 2.5

#### Note - 27.3 Interest rate risk

Interest rate risk is the fair value of future cash flows of a financial instrument which fluctuates because of changes in the market interest rates.

#### Note - 27.4 Price risk

The Company's exposure to equity securities risk arises from investments held by the Company and classified in the balance sheet as fair value through OCI.

Majority of the Company's investment are publicly traded in the NSE and BSE.

As regards investments in unlisted privately held companies, the fair valuations are largely dependent on the investee Company's ability to achieve desired outcomes which measure the performance of the Company and bear out the valuation of its ownership interests. Hence, these are also exposed to market / operational risks of the investee companies.



## Notes to Standalone Financial Statements

(All amounts are in crores of Indian rupees, unless otherwise stated)

### Capital Management

The primary objectives of the Company's capital management policy are to ensure that the Company complies with externally imposed capital requirements and maintains strong credit ratings and healthy capital ratios to support its core investment activity and to maximize shareholder value.

The Company manages its capital structure and makes adjustments to it according to changes in economic conditions and the risk characteristics of its activities. In order to maintain or adjust the capital structure, the Company may adjust the amount of dividend payment to shareholders, return capital to shareholders or issue capital securities. No changes have been made to the objectives, policies and processes from the previous years. However, they are reviewed on a periodic basis.

The Capital Ratio is 1,123.23% as at March 31, 2023 (942.78% as at March 31, 2022) as against the regulatory minimum of 30%.

### Note - 28. Changes in Liabilities arising from Financing Activities

Particulars	March 31, 2022	Cash Flow (adjusted for processing charges)	March 31, 2023
Debt Securities	99.94	(50.00)	49.94

Particulars	March 31, 2021	Cash Flow (adjusted for processing charges)	March 31, 2022
Debt securities	149.94	(50.00)	99.94
<b>Total</b>	<b>149.94</b>	<b>(50.00)</b>	<b>99.94</b>

### Note - 29. Segment reporting

The Company's main business is to invest in securities of group companies for strategic purposes. All other activities of the Company revolve around the main business. As such there are no separate reportable segments.

**Note - 30. Additional Information as required by Reserve Bank of India, Master Direction - Core Investment Companies (Reserve Bank) Directions, RBI/DNBR/2016-17/39, Master Direction DNBR. PD. 003/03.10.119/2016-17, August 25, 2016, DOR (NBFC).CC.PD.No.109/22.10.106/2019-20 dated March 13, 2020 & DoR (NBFC) (PD) CC. No. 117/03.10.001/2020-21 dated August 13, 2020, DOR.ACC.REC.No.20/21.04.018/2022-23, April 19, 2022.**

These disclosures have been prepared based on standalone financial statements in line with Reserve Bank of India notification dated March 13, 2020.

Sl. no.	Particulars	As at March 31, 2023		As at March 31, 2022	
		Amount outstanding	Amount overdue	Amount outstanding	Amount overdue
	<b>Liabilities:</b>				
<b>30.1</b>	<b>Loans and advances availed by the CIC inclusive of interest accrued thereon but not paid:</b>				
(a)	Debentures				
	- Secured	-	-	-	-
	- Unsecured	49.98	-	99.97	-
	(other than falling within the meaning of public deposits *)				
(b)	Deferred Credits	-	-	-	-
(c)	Term Loans	-	-	-	-
(d)	Inter-Corporate Loans and Borrowings	-	-	-	-
(e)	Commercial Paper	-	-	-	-
(f)	Other Loans	-	-	-	-
	* Please see Note 1 below				

## Notes to Standalone Financial Statements

(All amounts are in crores of Indian rupees, unless otherwise stated)

Sl. no.	Particulars	As at March 31, 2023		As at March 31, 2022	
		Amount outstanding	Amount overdue	Amount outstanding	Amount overdue
	<b>Assets:</b>				
<b>30.2</b>	<b>Break-up of Loans and Advances including Bills Receivables [other than those included in (4) below]:</b>				
	a) Secured	-	-	-	-
	b) Unsecured	-	-	-	-
<b>30.3</b>	<b>Break up of Leased Assets and stock on hire and other assets counting towards asset financing activities</b>				
	(i) Lease assets including lease rentals under Sundry Debtors:				
	(a) Financing lease	-	-	-	-
	(b) Operating lease	-	-	-	-
	(ii) Stock on hire including hire charges under Sundry Debtors:				
	(a) Assets on hire	-	-	-	-
	(b) Repossessed assets	-	-	-	-
	(iii) Other loans counting towards asset financing activities				
	(a) Loans where assets have been repossessed	-	-	-	-
	(b) Loans other than (a) above	-	-	-	-

### Note - 30.4 Break-up of Investments:

Particulars	As at March 31, 2023	As at March 31, 2022
	Amount outstanding	Amount outstanding
<b>Current Investments:</b>		
1. Quoted:		
(i) Shares: (a) Equity	-	-
(b) Preference	-	-
(ii) Debentures and Bonds	-	-
(iii) Units of mutual funds	-	-
(iv) Government Securities	-	-
(v) Others	-	-
2. Unquoted:		
(i) Shares: (a) Equity	-	-
(b) Preference	-	-
(ii) Debentures and Bonds	-	-
(iii) Units of mutual funds	-	-
(iv) Government Securities	-	-
(v) Others	-	-

## Notes to Standalone Financial Statements

(All amounts are in crores of Indian rupees, unless otherwise stated)

Particulars	As at March 31, 2023	As at March 31, 2022
	Amount outstanding	Amount outstanding
<b>Long-term Investments:</b>		
1. Quoted:		
(i) Shares: (a) Equity	1,011.80	1,011.89
(b) Preference	-	-
(ii) Debentures and Bonds	-	-
(iii) Units of mutual funds	-	-
(iv) Government Securities	-	-
(v) Others	-	-
2. Unquoted:		
(i) Shares: (a) Equity	268.32	267.95
(b) Preference	-	-
(ii) Debentures and Bonds	-	-
(iii) Units of mutual funds	-	-
(iv) Government Securities	-	-
(v) Others	-	-

**Note - 30.5 Borrower group-wise classification of assets financed as in (2) and (3) above:**

Category	As at March 31, 2023			As at March 31, 2022		
	Amount net of provisions			Amount net of provisions		
	Secured	Unsecured	Total	Secured	Unsecured	Total
1. Related parties						
(a) Subsidiaries	-	-	-	-	-	-
(b) Companies in the same group	-	-	-	-	-	-
(c) Other related parties	-	-	-	-	-	-
2. Other than related parties	-	-	-	-	-	-
<b>Total</b>	-	-	-	-	-	-

**Note - 30.6 Investor group-wise classification of all investments (current and long-term) in shares and securities (both quoted and unquoted):**

Category	As at March 31, 2023		As at March 31, 2022	
	Market value / Break up or fair value or NAV (Refer Note 2 below)	Book value (net of provisions)	Market value / Break up or fair value or NAV (Refer Note 2 below)	Book value (net of provisions)
1. Related parties				
(a) Subsidiaries	29,526.12	1,275.15	27,928.35	1,275.15
(b) Companies in the same group	22.44	2.63	19.10	2.63
(c) Other related parties	-	-	-	-
2. Other than related parties	-	-	-	-
<b>Total</b>	<b>29,548.56</b>	<b>1,277.78</b>	<b>27,947.45</b>	<b>1,277.78</b>

## Notes to Standalone Financial Statements

(All amounts are in crores of Indian rupees, unless otherwise stated)

### Note - 30.7 Other information

Particulars	As at March 31, 2023	As at March 31, 2022
(i) Gross Non-Performing Assets		
(a) Related parties	-	-
(b) Other than related parties	-	-
(ii) Net Non-Performing Assets		
(a) Related parties	-	-
(b) Other than related parties	-	-
(iii) Assets acquired in satisfaction of debt	-	-

### Note - 30.8 Components of Adjusted Net Worth (ANW) and other related information

Particulars	As at March 31, 2023	As at March 31, 2022
(i) ANW as a % of Risk Weighted Assets	1,123.23%	942.78%
(ii) Unrealized appreciation in the book value of quoted investments	13,161.30	10,885.73
(iii) Diminution in the aggregate book value of quoted investments	0.03	-
(iv) Leverage Ratio	0.004	0.01

### Note - 30.9 Investment in Other CICs

Particulars	As at March 31, 2023	As at March 31, 2022
a. Total amount representing any direct or indirect capital contribution made by one CIC in another CIC (including name of CICs)	-	-
b. Number of CICs with their names wherein the direct or indirect capital contribution exceeds 10% of Owned Funds	-	-
c. Number of CICs with their names wherein the direct or indirect capital contribution is less than 10% of Owned Funds	-	-

### Note - 30.10 Off Balance Sheet Exposure

Particulars	As at March 31, 2023	As at March 31, 2022
i. Off balance sheet exposure	-	-
ii. Financial Guarantee as a % of total off balance sheet exposure	-	-
iii. Non-Financial Guarantee as a% of total off balance sheet exposure	-	-
iv. Off balance sheet exposure to overseas subsidiaries	-	-
v. Letter of Comfort issued to any subsidiary	-	-

### Note - 30.11 Investments

Particulars	As at March 31, 2023	As at March 31, 2022
(1) Value of Investments		
(i) Gross Value of Investments		
(a) In India	1,280.12	1,279.84
(b) Outside India	-	-
(ii) Provision for Depreciation		
(a) In India	-	-
(b) Outside India	-	-

## Notes to Standalone Financial Statements

(All amounts are in crores of Indian rupees, unless otherwise stated)

Particulars	As at March 31, 2023	As at March 31, 2022
(iii) Net Value of Investments		
(a) In India	1,280.12	1,279.84
(b) Outside India	-	-
(2) Movement of provisions held towards depreciation on investments		
(i) Opening balance	-	-
(ii) Add : Provisions made during the year	-	-
(iii) Less : Write-off / write-back of excess provisions during the year	-	-
(iv) Closing balance	-	-

**Note - 30.12 Asset Liability Management - Maturity pattern of Assets and Liabilities as of March 31, 2023 (Figure in brackets represents amounts as at March 31, 2022)**

Particulars	1 to 7 days	8-14 days	15 to 30/31 days	1-2 months	2-3 months	3-6 months	6months- 1 year	1-3 years	3-5 years	Over 5 years	Total
Advances	-	-	-	-	-	-	-	-	-	-	-
Investments	-	-	-	-	-	-	-	-	-	1,280.12 (1,279.84)	1,280.14 (1,279.84)
Borrowings	-	-	-	-	-	-	49.98 (50.04)	(49.93)	-	-	49.98 (99.97)
Foreign Currency Assets	-	-	-	-	-	-	-	-	-	-	-
Foreign Currency Liabilities	-	-	-	-	-	-	-	-	-	-	-

**Note - 30.13 Business Ratios**

Particulars	As at March 31, 2023	As at March 31, 2022
Return on Equity (RoE) (PAT/Total Equity)	4.68	4.68
Return on Assets (RoA) (PAT/Total Assets)	4.49	4.30
Net profit per employee (₹in crs) (PAT / No. of employees)	28.93	27.76

**Note - 30.14 Provisions and Contingencies (Impairment of financial instruments)**

Particulars	2022-23	2021-22
Break up of 'Provisions and Contingencies' (Impairment of financial instruments) shown under the Statement of Profit and Loss		
Investment written off	-	-
Provision towards NPA	-	-
Provision made towards Income tax	-	-
Other Provision and Contingencies	-	-
Provision for Standard Assets	-	-

**Note - 30.15 Concentration of NPAs**

Particulars	Amount	Exposure as a % of total assets
Total Exposure to top five NPA accounts	-	-

## Notes to Standalone Financial Statements

(All amounts are in crores of Indian rupees, unless otherwise stated)

### Note - 30.16 Overseas Assets (for those with Joint Ventures and Subsidiaries abroad)

Name of the Joint Venture/Subsidiary	Other Partner in the JV	Country	Total Assets
None	Not applicable	Not applicable	Not applicable

#### Notes:

- Quoted investments are at market value and unquoted investments are at break up/fair value/NAV irrespective of whether they are classified as long term or current in (6) above.
- The company does not have any exposure to real estate sector, both direct and indirect.
- Maturity pattern of assets and liabilities are disclosed in Note 20 and analysis of Financial Assets and Financial Liabilities by remaining contractual maturities are disclosed in Note 20.1

### Note - 30.17 Public disclosure on liquidity risk

#### (i) Funding concentration based on significant counterparty (both deposits and borrowings)

Sl. No	No. of significant counterparties	Amount	% of Total Deposits	% of Total Liabilities
1	1	50	NA	96.23%

#### (ii) Top 20 large deposits (amount and % of total deposits) – Not applicable

#### (iii) Top 10 borrowings (amount and % of total borrowings) – ₹50 crore and 100%

#### (iv) Funding concentration based on significant instrument / product

Sl. No.	Name of the instrument / product	Amount	% of Total liabilities
1	Unsecured, Redeemable, Non-cumulative, Taxable, Non-convertible Debentures	50	96.23%
	<b>Total</b>	<b>50</b>	<b>96.23%</b>

#### (v) Stock ratios:

(a)	Commercial papers as a % of total public funds, total liabilities and total assets	
	Commercial Papers as a % of total public funds	0.00%
	Commercial Papers as a % of total liabilities	0.00%
	Commercial Papers as a % of total assets	0.00%
(b)	Non-convertible debentures (original maturity of less than one year) as a % of total public funds, total liabilities and total assets	
	Non-convertible debentures (original maturity of less than one year) as a % of total public funds	0.00%
	Non-convertible debentures (original maturity of less than one year) as a % of total liabilities	0.00%
	Non-convertible debentures (original maturity of less than one year) as a % of total assets	0.00%
(c)	Other short-term liabilities, if any as a % of total public funds, total liabilities and total assets	
	Other Short-term liabilities as a % of total public funds	3.74%
	Other Short-term liabilities as a % of total liabilities	3.60%
	Other Short-term liabilities as a % of total assets	0.15%

#### (vi) Institutional set-up for liquidity risk management:

Liquidity risk is defined as the risk that the company will encounter difficulty in meeting obligations associated with financial liabilities that are settled by delivering cash or another financial asset. Liquidity risk arises because of the possibility that the company might be unable to meet its payment obligations when they fall due as a result of mismatches in the timing of the cash flows under both normal and stress circumstances. Such scenarios could occur when funding needed for illiquid asset positions is not available to the company on acceptable terms. The company has developed internal control processes and contingency plans for managing liquidity risk.

## Notes to Standalone Financial Statements

(All amounts are in crores of Indian rupees, unless otherwise stated)

The Company's principal sources of liquidity are "cash and cash equivalents" and cash flows that are generated from operations. The Company believes that its working capital is sufficient to meet the financial liabilities within maturity period. Additionally, the Company has invested its surplus funds in fixed income securities or instruments of similar nature thereby ensuring safety of capital and availability of liquidity as and when required.

**30.18 - The following disclosures are based on RBI circular DOR.ACC.REC.No.20/21.04.018/2022-23 dated April 19, 2022**

### Section - I

#### A) Exposure

##### 1) Exposure to real estate sector

The company does not have any exposure to real estate in the current year as well as previous year.

##### 2) Exposure to capital market

Particulars	As at March 31, 2023	As at March 31, 2022
i) Direct investment in equity shares, convertible bonds, convertible debentures and units of equity oriented mutual funds the corpus of which is not exclusively invested in corporate debt	1,280.12	1,279.84

The company does not have any exposure for the items required in sl no. (ii) to (x) of the circular in both the years.

##### 3) Sectoral exposure

The company is not into lending activity and hence the exposure is NIL in both the years.

##### 4) Intra-group exposures

The company does not have any intra-group loan exposure in both the years.

##### 5) Unhedged foreign currency exposure

The company does not have any foreign currency exposure in both the years.

#### B) Related Party Disclosure

Items/Related Party	Parent (as per ownership or control)		Subsidiaries		Associates/ Joint ventures		Key Management Personnel		Relatives of Key Management Personnel		Others		Total	
	FY 22-23	FY 21-22	FY 22-23	FY 21-22	FY 22-23	FY 21-22	FY 22-23	FY 21-22	FY 22-23	FY 21-22	FY 22-23	FY 21-22	FY 22-23	FY 21-22
Borrowings	-	-	-	-	-	-	-	-	-	-	-	-	-	-
Deposits	-	-	-	-	-	-	-	-	-	-	-	-	-	-
Placement of deposits	-	-	-	-	-	-	-	-	-	-	-	-	-	-
Advances	-	-	-	-	-	-	-	-	-	-	-	-	-	-
Investments	-	-	1,275.15	1,275.15	0.99	0.99	-	-	-	-	3.98	3.70	1,280.12	1,279.84
Purchase of fixed/other assets	-	-	-	-	-	-	-	-	-	-	-	-	-	-
Sale of fixed/other assets	-	-	-	-	-	-	-	-	-	-	-	-	-	-
Interest paid	-	-	-	-	-	-	-	-	-	-	-	-	-	-
Interest received	-	-	-	-	-	-	-	-	-	-	-	-	-	-
Others	3.89	3.89	82.72	82.58	0.27	0.12	1.40	1.25	-	-	1.13	0.12	89.41	87.96

## Notes to Standalone Financial Statements

(All amounts are in crores of Indian rupees, unless otherwise stated)

### C) Disclosure of complaints

#### 1) Summary information on complaints received by the company from customers and from the Officers of Ombudsman

The company does not have any customer interface and hence this disclosure is not applicable for it.

#### 2) Top five grounds of complaints received by the company from the customers

The company does not have any customer interface and hence this disclosure is not applicable for it.

### Section II

#### A) Breach of covenant

There was no breach of covenant of debt securities issued by the company during the financial year 2022-23 and 2021-22.

#### B) Divergence in Asset Classification and Provisioning

The company does not have any loan exposure and hence the divergence in Asset Classification and Provisioning does not apply to it.

### Note - 31. Details of group entities that are not consolidated in the Ind AS Consolidated Financial Statements

Name of the Entity	Type of business	Size of Assets (As at March 31, 2022)	Size of Assets (As at March 31, 2021)	Debt Equity Ratio (As at March 31, 2022)	Debt Equity Ratio (As at March 31, 2021)	PAT		Type of exposure in the entity
						2021-22	2020-21	
Coromandel Engineering Company Limited	Construction Service	71.47	88.00	(2.67)	(7.54)	(7.97)	(7.98)	Equity Investment
Carborundum Universal Limited	Manufacturing	3,322.83	2,688.50	0.09	0.02	350.02	293.07	Equity Investment
Kartik Investments Trust Limited	Financial Services	3.93	3.77	NA	NA	(0.04)	(0.02)	Equity Investment
Murugappa Management Services Private Limited	Service	57.74	69.06	NA	NA	2.00	0.85	Equity Investment

### Note - 32. Additional Disclosures Under Schedule III Division III

#### Note - 32.1 Part I - Ageing Analysis

##### Note - 32.1.1 Trade Payables & other payables ageing as at March 31, 2023 (figures in brackets represents ageing as at March 31, 2022)

Particulars	Less than 1 year	1-2 years	2-3 years	More than 3 years	Total
(i) Micro and Small Enterprises	-	-	-	-	-
(ii) Others	0.66	-	-	-	0.66
	(0.60)	-	-	-	(0.60)
(iii) Disputed dues – Micro and Small Enterprises	-	-	-	-	-
(iv) Disputed dues - Others	-	-	-	-	-
<b>Total</b>	<b>0.66</b>	<b>-</b>	<b>-</b>	<b>-</b>	<b>0.66</b>
	<b>(0.60)</b>	<b>-</b>	<b>-</b>	<b>-</b>	<b>(0.60)</b>

As at March 31, 2023 and March 31, 2022 there is no interest paid or payable to Micro and Small Enterprises as defined under the Micro, Small and Medium Enterprises Development Act, 2006. This Information has been determined to the extent such parties have been identified on the basis of information available with the Company.



## Notes to Standalone Financial Statements

(All amounts are in crores of Indian rupees, unless otherwise stated)

### Note - 32.2. Part II – Other disclosures

- 32.2.1 No proceedings have been initiated on or are pending against the Company for holding benami property under the Benami Transactions (Prohibition) Act, 1988 (45 of 1988) and Rules made thereunder
- 32.2.2 The Company has not been declared as a wilful defaulter by any bank or financial institution or government or any government authority
- 32.2.3 As per the information available with the Company, the Company has no transactions with the companies struck off under section 248 of the Companies Act, 2013 or section 560 of Companies Act, 1956
- 32.2.4 There has been no charges or satisfaction yet to be registered with ROC beyond the statutory period
- 32.2.5 The Company has not advanced or loaned or invested funds (either borrowed funds or share premium or any other sources or kind of funds) to any other person(s) or entity(ies), including foreign entities (Intermediaries) with the understanding (whether recorded in writing or otherwise) that the Intermediary shall
- (a) directly or indirectly lend or invest in other persons or entities identified in any manner whatsoever by or on behalf of the Funding Party (Ultimate beneficiaries)
  - (b) provide any guarantee, security or the like on behalf of the Ultimate Beneficiaries. Company has not received any fund from any person(s) or entity(ies), including foreign entities (Funding Party) with the understanding (whether recorded in writing or otherwise) that the company shall
    - a. directly or indirectly lend or invest in other persons or entities identified in any manner whatsoever by or on behalf of the Funding Party (Ultimate Beneficiaries) or
    - b. provided any guarantee, security or the like on behalf of the Ultimate Beneficiaries. Company has not traded or invested in Crypto currency or Virtual Currency during the financial year ended March 31, 2023

### Note - 33. Events after reporting date

There have been no events after the reporting date that require disclosure in the financial statements.

### Note - 34. Prior Period Comparatives

Previous year figures have been regrouped / re-classified wherever necessary to conform to current year's classification.

As per our report of even date

**For Sharp & Tannan Associates**

Chartered Accountants

ICAI Firm Regn No.109983W

**Tirtharaj Khot**

Partner

Membership No: (F) - 037457

Date : May 12, 2023

Place : Chennai

**For and on behalf of the Board of Directors**

**M M Murugappan**

Chairman

DIN:00170478

**Sridharan Rangarajan**

Director

DIN:01814413

**E Krithika**

Company Secretary

**N Ganesh**

Manager & Chief Financial Officer

## INDEPENDENT AUDITOR'S REPORT

### Report on the Audit of the Consolidated Financial Statements

#### Opinion

We have audited the accompanying consolidated financial statements of **Cholamandalam Financial Holdings Limited** (hereinafter referred to as the "Company" / "Holding Company"), its subsidiaries (the Holding Company and its subsidiaries together referred to as "the Group"), its associates and joint ventures, which comprise the Consolidated Balance Sheet as at 31 March 2023, the Consolidated Statement of Profit and Loss (including Other Comprehensive Income), the Consolidated Statement of Cash Flows and the Consolidated Statement of Changes in Equity for the year ended on that date and notes to the consolidated financial statements including a summary of significant accounting policies and other explanatory information (hereinafter referred to as "the consolidated financial statements").

In our opinion and to the best of our information and according to the explanations given to us and based on the consideration of reports of other auditors on separate / consolidated financial statements and on the other financial information of the subsidiaries, associates and joint ventures, the aforesaid consolidated financial statements give the information required by the Companies Act, 2013, as amended ("the Act") in the manner so required and give a true and fair view in conformity with the Indian Accounting Standards prescribed under section 133 of the Act read with the Companies (Indian Accounting Standards) Rules, 2015, as amended ("Ind AS") and other accounting principles generally accepted in India, of the consolidated state of affairs of the Group, its associates and joint ventures as at 31 March 2023, the consolidated profit and consolidated total comprehensive income, its consolidated cash flows

and consolidated changes in equity for the year ended on that date.

#### Basis for Opinion

We conducted our audit of the consolidated financial statements in accordance with the Standards on Auditing ("SAs") as specified under section 143(10) of the Act. Our responsibilities under those Standards are further described in the 'Auditor's Responsibilities for the Audit of the Consolidated Financial Statements' section of our report.

We are independent of the Group, its associates and joint ventures in accordance with the 'Code of Ethics' issued by the Institute of Chartered Accountants of India ("ICAI") together with the independence requirements that are relevant to our audit of the consolidated financial statements under the provisions of the Act and the Rules made thereunder, and we have fulfilled our other ethical responsibilities in accordance with these requirements and the ICAI's Code of Ethics. We believe that the audit evidence we have obtained is sufficient and appropriate to provide a basis for our audit opinion on the consolidated financial statements.

#### Key Audit Matters

Key audit matters are those matters that, in our professional judgment, were of most significance in our audit of the consolidated financial statements of the current period. These matters were addressed in the context of our audit of the consolidated financial statements as a whole, and in forming our opinion thereon, and we do not provide a separate opinion on these matters.

We have determined that there are no key audit matters to communicate with respect to the Holding Company.

We have reproduced the key audit matters determined and communicated by the auditors of two subsidiary companies in their audit reports.

**A. In connection with the Subsidiary Company – Cholamandalam Investments and Finance Company Limited ('CIFCL')**

S. No	Key audit matter description	How audit addressed the key audit matter
1	<p><b>Assessment of impairment loss allowance based on expected credit loss (ECL) on Loans (Refer Note 11 of the consolidated financial statements) The loan balances towards vehicle finance, home loans, loans against property, and other loans aggregating to ₹107,138.57 crores and the associated impairment allowances aggregating to ₹2,328.92 crores are significant to the consolidated financial statements and involves judgement around the determination of the impairment allowance in line with the requirements of the Ind AS 109 "Financial Instruments".</b></p> <p>Impairment allowances represent management's estimate of the losses incurred within the loan portfolios at the balance sheet date and are inherently judgmental. Impairment, based on ECL model, is calculated using main variables, viz. 'Staging', 'Exposure at Default', 'Probability of Default' and 'Loss Given Default' as specified under Ind AS 109.</p> <p>Quantitative factors like days past due, behaviour of the portfolio, historical losses incurred on defaults and macro-economic data points identified by the Management's expert and qualitative factors like nature of the underlying loan, deterioration in credit quality, correlation of macro- economic variables to determine expected losses, uncertainty over realisability of security, judgement in relation to management overlays and related Reserve Bank of India (RBI) guidelines, to the extent applicable, etc. have been taken into account in the ECL computation.</p> <p>Given the inherent judgmental nature and the complexity of model involved, we determined this to be a Key Audit Matter.</p>	<p>The audit procedures performed by us to assess appropriateness of the impairment allowance based on ECL on loans included the following:</p> <ul style="list-style-type: none"> <li>• We understood and evaluated the design and tested the operating effectiveness of the key controls put in place by the management over: <ul style="list-style-type: none"> <li>i. the assumptions used in the calculation of ECL and its various aspects such as determination of Probability of Default, Loss Given Default, Exposure at Default, Staging of Loans, etc.;</li> <li>ii. the completeness and accuracy of source data used by the Management in the ECL computation; and</li> <li>iii. ECL computations for their reasonableness.</li> </ul> </li> <li>• We, along with the assistance of the auditor's expert, verified the appropriateness of methodology and models used by the Company and reasonableness of the assumptions used within the computation process to estimate the impairment provision.</li> <li>• We test-checked the completeness and accuracy of source data used.</li> <li>• We recomputed the impairment provision for a sample of loans across the loan portfolio to verify the arithmetical accuracy and compliance with the requirements of Ind AS 109.</li> <li>• We evaluated the reasonableness of the judgement involved in management overlays that form part of the impairment provision, and the related approvals.</li> </ul> <p>We evaluated the adequacy of presentation and disclosures in relation to impairment loss allowance in the consolidated financial statements.</p>
2	<p><b>Assessment of Direct tax and Indirect tax litigations and related disclosure of contingent liabilities (Refer to Note 40(a) of the consolidated financial statements)</b></p> <p>As at March 31, 2023, the Company has exposure towards litigations relating to various tax matters as set out in the aforesaid Notes.</p> <p>Significant management judgement is required to assess matters relating to direct tax and indirect tax litigations, to determine the probability of occurrence of material outflow of economic resources and whether a provision should be recognised or a disclosure should be made. The management judgement is also supported with legal advice in certain cases as considered appropriate.</p>	<p>Our audit procedures included the following:</p> <ul style="list-style-type: none"> <li>• We understood, assessed and tested the design and operating effectiveness of key controls surrounding assessment of litigations relating to direct and indirect tax laws and regulations.</li> <li>• We inquired with management the recent developments and the status of the material litigations which were reviewed and noted by the Audit Committee.</li> </ul> <p>We performed our assessment on a test check basis on the underlying calculations supporting the contingent liabilities related to litigations disclosed in the consolidated financial statements.</p>

S. No	Key audit matter description	How audit addressed the key audit matter
	<p>As the ultimate outcome of the matters are uncertain and the positions taken by the management are based on the application of their best judgement, related legal advice including those relating to interpretation of laws/regulations, it is considered to be a Key Audit Matter.</p>	<ul style="list-style-type: none"> <li>• We used auditor's expert to gain an understanding and to evaluate the disputed tax matters.</li> <li>• We considered external legal opinions, where relevant, obtained by management and examined by the auditor's expert.</li> <li>• We obtained the listings from the management and got it reconfirmed from management's consultants.</li> </ul> <p>We evaluated the adequacy of presentation and disclosures in relation to litigations in the consolidated financial statements.</p>
3	<p><b>Audit in an Information Technology (IT) enabled environment - including considerations on exceptions identified in IT Environment</b></p> <p>The IT environment of the entity involves a few independent and inter- dependent IT systems used in the operations of the entity for processing and recording of the business transactions. As a result, there is a high degree of reliance and dependency on such IT systems for the financial reporting process of the entity.</p> <p>Appropriate IT general controls and IT application controls are required to ensure that such IT systems can process the data as required, completely, accurately, and consistently for reliable financial reporting. We have identified certain key IT applications and the related IT infrastructure (herein after referred to as "In-scope IT systems"), which have an impact on the financial reporting process and the related controls as a key audit matter because of the increased level of automation; a few systems being used by the entity for processing financial transactions; and the complexity of the IT architecture; and its impact on the financial records and financial reporting process of the entity.</p>	<p>Our audit procedures with respect to this matter included the following:</p> <p>In assessing the controls over the IT systems, we have involved our Technology Assurance specialists to obtain an understanding of the IT environment, IT infrastructure and IT systems.</p> <p>With respect to the "In-scope IT systems" identified as relevant to the audit of the financial statements and financial reporting process of the entity, we have evaluated and tested relevant IT general controls or relied upon service auditor's report, where applicable. On such "In-scope IT systems", we have covered the key IT general controls with respect to the following domains:</p> <ul style="list-style-type: none"> <li>• Program change management, which includes that program changes are moved to the production environment as per defined procedures and relevant segregation of environment is ensured.</li> <li>• User access management, which includes user access provisioning, deprovisioning, access review, password management, sensitive access rights and segregation of duties to ensure that privileged access to applications, operating system and databases in the production environment were granted only to authorized personnel.</li> <li>• Other areas that were assessed under the IT control environment included backup management, business continuity and disaster recovery, incident management, batch processing and monitoring.</li> </ul> <p>We have also evaluated the design and tested the operating effectiveness of key IT application controls within key business processes, which included testing automated calculations, automated accounting procedures, system interfaces, system reconciliation controls and key system generated reports, as applicable.</p> <p>Where control deficiencies have been identified, we have tested compensating controls or performed alternative audit procedures, where necessary.</p>

**B. In connection with the Subsidiary Company – Cholamandalam MS General Insurance Company Limited ('CMSGICL')**

S. No	Key audit matter description	How audit addressed the key audit matter
1	<p><b>Valuation of investments</b></p> <p>Please refer Note 2.3 (ii), (iii), (iv), (v) and Note 2.11 - Accounting policy for Investments, Note 5 on Other Investments and Note 30 on Stressed Investment Assets.</p> <p>We have considered this area as a Key Audit matter since the carrying value of investments as at March 31, 2023 of INR 1,489,280 Lakhs accounts for 93% of assets of the Company. The assessment of the carrying value of investments as on the reporting date involves significant judgement on the part of the management, which can materially impact the impairment loss and the profit for the year.</p>	<ul style="list-style-type: none"> <li>• Reviewed the accounting policies used by the Company for accounting and disclosing Investments for compliance with the accounting framework / IRDAI regulation.</li> <li>• Assessed the adequacy of internal controls, evaluated the design and tested the operating effectiveness of such controls for initial recognition, measurement, subsequent valuation and disclosure of investments as on the reporting date as per applicable regulations.</li> <li>• Verified the investment transactions during the year on a test check basis using direct third-party confirmation, statement of accounts, bank statements and other relevant documents.</li> <li>• Other substantive and analytical procedures were carried out to corroborate the management assertions pertaining to investments.</li> <li>• Reviewed the process followed by the management of the Company in classification and valuation of investments and independently re-performed the valuation check on a sample basis to confirm their appropriateness.</li> </ul> <p>Investments identified for impairment provisioning / write off by the management of the Company as per criteria set out in the Investment policy of the Company are verified by independently assessing the risk of impairment loss and probability of realisation of investment value by considering publicly available information about the investee entities, directions issued by their regulators, Government of India and IRDAI. Reviewed the basis of assessment used by the Company's Investment committee and discussed the same with Chief Investment Officer and Chief Financial Officer. Checked the compliance with IRDAI prudential norms in validating the adequacy of impairment provision / write off.</p>

S. No	Key audit matter description	How audit addressed the key audit matter
2	<p><b>Valuation of outstanding claims (“OC”) including claims incurred but not reported (“IBNR”) and claims incurred but not enough reported (“IBNER”)</b> Please refer Note No. 2.8, 2.9 and 12 to the Specified Forms.</p> <p>We considered this as a key audit matter because the valuation of OC including IBNR and IBNER requires use of judgements and estimates. OC including IBNR/IBNER are estimates for settlement of claims in future which are impacted by a number of factors, which includes trends in severity of historical claims, frequency and IRDAI regulations. In particular, the claims arising from death or disability covered under motor insurance contracts involves complex and subjective judgements about future events, both internal and external to the business, for which even a small change in assumptions can materially impact the valuation of these liabilities.</p> <p>Total OC including IBNR and IBNER provisions amounts to INR 7,94,058 Lakhs (net of RI recoveries) as on March 31, 2023.</p>	<ul style="list-style-type: none"> <li>Assessed and tested the operating effectiveness of key controls relating to the claims handling and reserving process, including controls over completeness and accuracy of the claim estimates recorded;</li> <li>Substantive tests were performed on the amounts recorded for a sample of OC, which are material to assess whether claims are appropriately estimated and recorded;</li> <li>Evaluated the competence, objectivity and independence of the Actuary appointed by the management of the Company to review the adequacy of OC including IBNR and IBNER;</li> <li>Tested the completeness and accuracy of underlying insurance data provided by the management to the Appointed Actuary on a sample basis;</li> <li>Assessed the adequacy of Company’s related disclosures by reference to relevant accounting standards and IRDA Regulations.</li> </ul>
3	<p><b>Contingent Liabilities:</b> Please refer Note 26 of the Specified Forms.</p> <p>Total contingent liabilities as at March 31, 2023 is INR 41,035 Lakhs.</p> <p>We have considered this as a key audit matter because the Company has material uncertain tax positions including matters under dispute which involves significant judgement to determine the outcome of these disputes.</p>	<ul style="list-style-type: none"> <li>Obtained the pending tax demands listing as at March 31, 2023 from the management and reviewed the changes in litigation status as compared to previous year and obtained a detailed understanding of the disputes.</li> <li>Reviewed Company’s correspondences with tax authorities, legal counsels, grounds of appeal filed with various appellate authorities and industry position on various tax disputes.</li> <li>Obtained confirmations from legal counsels / tax experts on the status of the outstanding tax demands.</li> </ul> <p>Verified the adequacy of disclosures in the financial statements in this respect.</p>

### **Information Other than the Consolidated Financial Statements and Auditor's Report thereon**

The Board of Directors of the Holding Company is responsible for the preparation of the other information. The other information comprises the information included in the Board's Report, Annexures to Board's Report, Management Discussion and Analysis, Report on Corporate Governance and Business Responsibility and Sustainability Report but does not include the consolidated financial statements and our report thereon.

Our opinion on the consolidated financial statements does not cover the other information and we do not express any form of assurance conclusion thereon.

In connection with our audit of the consolidated financial statements, our responsibility is to read the other information and, in doing so, consider whether the other information is materially inconsistent with the consolidated financial statements or our knowledge obtained during the course of our audit or otherwise appears to be materially misstated. If, based on the work we have performed and the reports of the other auditors as furnished to us (Refer 'Other Matters'), we conclude that there is a material misstatement of this other information, we are required to report that fact.

We have nothing to report in this regard.

### **Responsibilities of Management and those charged with Governance for the Consolidated Financial Statements**

The Board of Directors of the Holding Company is responsible for the preparation and presentation of these consolidated financial statements in terms of the requirements of the Act that give a true and fair view of the consolidated financial position, consolidated financial performance, consolidated total comprehensive income, consolidated cash flows and consolidated changes in equity of the Group, its associates and joint ventures in accordance with the accounting principles generally accepted in India including the Indian Accounting Standards. The respective Board of Directors of the companies included in the Group, its associates and joint ventures are responsible for maintenance of adequate accounting records in accordance with the provisions of the Act for safeguarding the assets of the Group, its associates and joint ventures and for preventing and detecting frauds and other irregularities; the selection and application of appropriate accounting policies; making judgments and estimates that are reasonable

and prudent; and the design, implementation and maintenance of adequate internal financial controls, that were operating effectively for ensuring accuracy and completeness of the accounting records, relevant to the preparation and presentation of the consolidated financial statements that give a true and fair view and are free from material misstatement, whether due to fraud or error, which have been used for the purpose of preparation of the consolidated financial statements by the Board of Directors of the Holding Company, as aforesaid.

In preparing the consolidated financial statements, the respective Board of Directors of the companies included in the Group, its associates and joint ventures are responsible for assessing the ability of the Group, its associates and joint ventures to continue as a going concern, disclosing, as applicable, matters related to going concern and using the going concern basis of accounting unless management either intends to liquidate the Group or to cease operations, or has no realistic alternative but to do so.

The respective Board of Directors of the companies included in the Group, its associates and joint ventures are responsible for overseeing the financial reporting process of the Group, its associates and joint ventures.

### **Auditor's Responsibility for the Audit of the Consolidated Financial Statements**

Our objectives are to obtain reasonable assurance about whether the consolidated financial statements as a whole are free from material misstatement, whether due to fraud or error, and to issue an auditor's report that includes our opinion. Reasonable assurance is a high level of assurance, but is not a guarantee that an audit conducted in accordance with SAs will always detect a material misstatement when it exists. Misstatements can arise from fraud or error and are considered material if, individually or in the aggregate, they could reasonably be expected to influence the economic decisions of users taken on the basis of these consolidated financial statements.

As part of an audit in accordance with SAs, we exercise professional judgment and maintain professional skepticism throughout the audit. We also:

- identify and assess the risks of material misstatement of the consolidated financial statements, whether due to fraud or error, design and perform audit procedures responsive to those risks, and obtain

audit evidence that is sufficient and appropriate to provide a basis for our opinion. The risk of not detecting a material misstatement resulting from fraud is higher than for one resulting from error, as fraud may involve collusion, forgery, intentional omissions, misrepresentations, or the override of internal control.

- obtain an understanding of internal financial controls over financial reporting relevant to the audit in order to design audit procedures that are appropriate in the circumstances. Under section 143(3)(i) of the Act, we are also responsible for expressing our opinion on whether the Holding Company have adequate internal financial controls over financial reporting system in place with reference to the consolidated financial statements and the operating effectiveness of such controls.
- evaluate the appropriateness of accounting policies used and the reasonableness of accounting estimates and related disclosures made by the management of the Holding Company.
- conclude on the appropriateness of management's use of the going concern basis of accounting and, based on the audit evidence obtained, whether a material uncertainty exists related to events or conditions that may cast significant doubt on the ability of the Group, its associates and joint ventures to continue as a going concern. If we conclude that a material uncertainty exists, we are required to draw attention in our auditor's report to the related disclosures in the consolidated financial statements or, if such disclosures are inadequate, to modify our opinion. Our conclusions are based on the audit evidence obtained up to the date of our auditor's report. However, future events or conditions may cause the Group, its associates and joint ventures to cease to continue as a going concern.
- evaluate the overall presentation, structure and content of the consolidated financial statements, including the disclosures, and whether the consolidated financial statements represent the underlying transactions and events in a manner that achieves fair presentation.
- obtain sufficient appropriate audit evidence regarding the financial information of the entities or business activities within the Group, its associates and joint ventures to express an opinion on the consolidated financial statements. We are responsible for the

direction, supervision and performance of the audit of the financial statements of the Holding Company included in the consolidated financial statements of which we are the independent auditors. For the other entities included in the consolidated financial statements, which have been audited by the other auditors, such other auditors remain responsible for the direction, supervision and performance of the audits carried out by them. We remain solely responsible for our audit opinion.

Materiality is the magnitude of misstatements in the consolidated financial statements that, individually or in aggregate, makes it probable that the economic decisions of a reasonably knowledgeable user of the consolidated financial statements may be influenced. We consider quantitative materiality and qualitative factors in (i) planning the scope of our audit work and in evaluating the results of our work; and (ii) to evaluate the effect of any identified misstatements in the consolidated financial statements.

We communicate with those charged with governance of the Holding Company regarding, among other matters, the planned scope and timing of the audit and significant audit findings, including any significant deficiencies in internal control that we identify during our audit.

We also provide those charged with governance of the Holding Company with a statement that we have complied with relevant ethical requirements regarding independence, and to communicate with them all relationships and other matters that may reasonably be thought to bear on our independence, and where applicable, related safeguards.

From the matters communicated with those charged with governance, we determine those matters that were of most significance in the audit of the consolidated financial statements of the current period and are therefore the key audit matters. We describe these matters in our auditor's report unless law or regulation precludes public disclosure about the matter or when, in extremely rare circumstances, we determine that a matter should not be communicated in our report because the adverse consequences of doing so would reasonably be expected to outweigh the public interest benefits of such communication.

#### Other matters

- a. The consolidated financial statements include the financial statements of four subsidiaries,



which have been audited by other auditors, whose financial statements reflect total assets of ₹1,31,293.46 crores as at 31 March 2023, total revenue of ₹18,475.60 crores, net profit after tax of ₹2,823.20 crores, total comprehensive income of ₹2,688.65 crores and net cash inflows of ₹1,739.51 crores for the year ended 31 March 2023 respectively. These financial statements have been audited by other auditors whose reports have been furnished to us by the management of the Holding Company, and our opinion on the consolidated financial statements insofar as it relates to the amounts and disclosures included in respect of these subsidiaries, and our report in terms of sub-section (3) of Section 143 of the Act including report on Other Information insofar as it relates to these subsidiaries, is based solely on the reports of the other auditors.

Out of the above, the financial information of CMSGICL (the "Subsidiary") have been prepared in accordance with the accounting principles generally accepted in India including the Accounting Standards specified under section 133 of the Companies Act, 2013 read with relevant rules and the provisions of the Insurance Act, 1938 as amended by the Insurance Laws (Amendment) Act, 2015, the Insurance Regulatory and Development Authority Act, 1999 (as amended), the Insurance Regularity and Development Authority (Preparation of Financial Statements and Auditor's Report of Insurance Companies) Regulations, 2002, Circulars / Orders / Directions issued by the Insurance Regulatory and Development Authority of India ('IRDAI' or 'the Authority') ('Statutory GAAP') and have been audited by other auditors. The other auditors of this subsidiary in their report have reported that they have relied on the estimate of the Subsidiary's management which has taken into consideration the appointed actuary's certificate on estimated claims Incurred but Not Reported ('IBNR') and claims Incurred but Not Enough Reported ('IBNER'), and premium Deficiency Reserve. The appointed actuary has certified that the assumptions used for such valuation are in accordance with the Insurance Act, 1938 (as amended) and the regulations issued by the IRDAI and Institute of Actuaries of India in concurrence with IRDAI.

The management of the Subsidiary has converted the financial statements from Statutory GAAP to

comply with the recognition and measurement principles of Ind AS, including liability adequacy test as per Ind AS 104 'Insurance Contracts' based on the appointed actuary's certificate. Our opinion in so far as it relates to the balances and affairs of the Subsidiary is based on the reports of such auditors, reliance on the appointed actuary's certificate and the conversion adjustments prepared by the management of the Subsidiary and audit opinion by one of the joint auditors of the Subsidiary.

- b. The consolidated financial statements include the Group's share of net loss after tax of ₹5.62 crores and total comprehensive loss of ₹5.70 crores for the year ended 31 March 2023, in respect of two joint ventures, whose financial statements have not been audited by us. The financial statements of the joint ventures have been audited by other auditors whose report has been furnished to us by the Holding Company's management and our opinion on the consolidated financial statements insofar as it relates to the amounts and disclosures included in respect of the joint ventures, and our report in terms of sub-section (3) of Section 143 of the Act including report on Other Information insofar as it relates to the joint ventures, is based solely on the report of the other auditors.
- c. The audited consolidated financial statements include the Group's share of net loss after tax of ₹2.82 crores and total comprehensive loss of ₹2.82 crores for the year ended 31 March 2023, as considered in the audited consolidated financial statements, in respect of three associate companies, whose financial statements have not been audited by us. These financial statements are unaudited and have been furnished to us by the Holding Company's management, and our opinion on the consolidated financial statements insofar as it relates to the amounts and disclosures included in respect of these associates and our report in terms of sub-section (3) of Section 143 of the Act including report on Other Information in so far as it relates to the aforesaid associates and joint venture, is based solely on such unaudited financial statements. In our opinion and according to the information and explanations given to us by the management of the Holding Company, these financial statements are not material to the Group.

Our opinion on the consolidated financial statements and Report on Other Legal and Regulatory Requirements given below are not modified in respect of the above matters with respect to our reliance on the work done and the reports of the other auditors and the financial statements certified by the management.

### Report on Other Legal and Regulatory Requirements

1. As required by paragraph 3(xxi) of the Companies (Auditor's Report) Order, 2020 ("CARO 2020"), issued by the Central Government of India in terms of sub-section (11) of Section 143 of the Act, we report that there are no qualifications or adverse remarks included by the respective auditors in their CARO 2020 reports issued in respect of the standalone financial statements of the companies which are included in these Consolidated Financial Statements.
2. As required by Section 143(3) of the Act, based on our audit we report to the extent applicable that:
  - (a) we have sought and obtained all the information and explanations which to the best of our knowledge and belief were necessary for the purposes of our audit of the aforesaid consolidated financial statements;
  - (b) in our opinion, proper books of account as required by law relating to preparation of the aforesaid consolidated financial statements have been kept so far as it appears from our examination of those books and the reports of the other auditors;
  - (c) the Consolidated Balance Sheet, the Consolidated Statement of Profit and Loss (including other comprehensive income), the Consolidated Statement of Cash Flows and Consolidated Statement of Changes in Equity dealt with by this report are in agreement with the relevant books of account maintained for the purpose of preparation of the consolidated financial statements;
  - (d) in our opinion, the aforesaid consolidated financial statements comply with the Ind AS specified under section 133 of the Act and read with Companies (Indian Accounting Standards) Rules, 2015, as amended;
  - (e) on the basis of the written representations received from the directors of the Holding Company as on 31 March 2023 taken on record by the Board of Directors of the Holding Company and the reports of the statutory auditors of its subsidiaries and a joint

venture, incorporated in India none of the directors of the Holding Company, its subsidiaries and a joint venture is disqualified as on 31 March 2023 from being appointed as a director in terms of Section 164(2) of the Act;

- (f) with respect to the adequacy of the internal financial controls over financial reporting and the operating effectiveness of such controls with reference to consolidated financial Statements of the Holding Company, its subsidiaries and a joint venture, incorporated in India, refer to our separate Report in "Annexure A";
- (g) In our opinion and based on the consideration of reports of other statutory auditors of the subsidiaries, associates and joint ventures incorporated in India, the managerial remuneration for the year ended 31 March 2023 has been paid / provided by the Holding Company, its subsidiaries, associates and joint ventures incorporated in India to their directors in accordance with the provisions of section 197 read with Schedule V to the Act;
- (h) with respect to the other matters to be included in the Auditor's Report in accordance with Rule 11 of the Companies (Audit and Auditor's) Rules, 2014, as amended in our opinion and to the best of our information and according to the explanations given to us:
  - i. the consolidated financial statements disclose the impact, if any, of pending litigations on its consolidated financial position of the Group, its associates and joint ventures in its consolidated financial statements – Refer Note 41 to the Consolidated Financial Statements;
  - ii. provision has been made in the consolidated financial statements, as required under the applicable law or accounting standards, for material foreseeable losses, if any, on longterm contracts including derivative contracts as at 31 March 2023 – Refer Note 7 to the consolidated financial statements in respect of such items as it relates to the Group, its associates and joint ventures;
  - iii. there has been no delay in transferring amounts, required to be transferred, to the Investor Education and Protection Fund by the Company. Based on the reports of other auditors, there has been no delay in transferring amounts, required

to be transferred, to the Investor Education and Protection Fund by the subsidiaries and a joint venture, incorporated in India during the year ended 31 March 2023;

- iv. a) the respective managements of the Holding Company, its subsidiaries, associates and joint ventures which are companies incorporated in India whose financial statements have been audited under the Act have represented to us and to the other auditors of such subsidiaries, associates and joint ventures respectively that, to the best of their knowledge and belief, no funds (which are material either individually or in the aggregate) have been advanced or loaned or invested (either from borrowed funds or share premium or any other sources or kind of funds) by the Holding Company or any of its subsidiaries, associates and joint ventures to or in any other person(s) or entity(ies), including foreign entity (“Intermediaries”), with the understanding, whether recorded in writing or otherwise, that the Intermediary shall, whether, directly or indirectly lend or invest in other persons or entities identified in any manner whatsoever by or on behalf of the Company or any of such subsidiaries, associates and joint ventures (“Ultimate Beneficiaries”) or provide any guarantee, security or the like on behalf of the Ultimate Beneficiaries;
- b) the respective managements of the Holding Company, its subsidiaries, associates and joint ventures which are companies incorporated in India whose financial statements have been audited under the Act have represented to us and to the other auditors of such subsidiaries, associates and joint ventures respectively, that, to the best of their knowledge and belief, no funds (which are material either individually or in the aggregate) have been received by the Holding Company or any of its subsidiaries, associates and joint ventures from any person(s) or entity(ies), including foreign entity (“Funding Parties”), with the understanding, whether recorded in writing or otherwise, that the Holding Company or any of its subsidiaries, associates and joint

ventures shall, whether, directly or indirectly, lend or invest in other persons or entities identified in any manner whatsoever by or on behalf of the Funding Party (“Ultimate Beneficiaries”) or provide any guarantee, security or the like on behalf of the Ultimate Beneficiaries;

- c) based on the audit procedures that have been considered reasonable and appropriate in the circumstances performed by us and those performed by the auditors of the subsidiaries, associates and joint ventures which are companies incorporated in India whose financial statements have been audited under the Act, nothing has come to our or other auditors’ notice that has caused us or the other auditors to believe that the representations under sub-clause (i) and (ii) of Rule 11(e), as provided under (a) and (b) above, contain any material misstatement.
- v. a) the dividend declared and paid by the Holding Company during the year is in accordance with Section 123 of the Act; and
- b) based on the reports of other auditors, of the subsidiaries, associates and joint ventures which are companies incorporated in India whose financial statements have been audited under the Act, dividend declared and paid during the year is in compliance with section 123 of the Act.
- vi. proviso to Rule 3(1) of the Companies (Accounts) Rules, 2014 for maintaining books of account using accounting software which has a feature of recording audit trail (edit log) facility is applicable to the Group, associates and joint ventures with effect from 1 April 2023, and accordingly, reporting under Rule 11(g) of Companies (Audit and Auditors) Rules, 2014 is not applicable for the financial year ended 31 March 2023.

**For Sharp & Tannan Associates**  
Chartered Accountants  
**(Firm's Registration No. 109983W)**

**Tirtharaj Khot**  
Partner

Place : Chennai  
Date : 12 May 2023

Membership No. (F) 037457  
UDIN: 23037457BGYRJK6688

### **Annexure A to the Independent Auditor's Report**

(Referred to in paragraph (f) under 'Report on Other Legal and Regulatory Requirements' section of our report to the Members of Cholamandalam Financial Holdings Limited of even date)

#### **Independent Auditors' Report on the Internal Financial Controls over financial reporting under clause (i) of sub-section 3 of Section 143 of the Companies Act, 2013 ('the Act')**

We have audited the internal financial controls over financial reporting of Cholamandalam Financial Holdings Limited ("the Holding Company") as of 31 March 2023 and its subsidiaries, its associates and joint ventures, which are companies incorporated in India, as of that date in conjunction with our audit of the consolidated financial statements of the Holding Company for the year ended on that date.

#### **Management's Responsibility for Internal Financial Controls**

The respective Board of Directors of the Holding Company, its subsidiaries, associates and joint ventures to whom reporting under clause (i) of sub section 3 of Section 143 of the Act in respect of the adequacy of the internal financial controls with reference to financial statements is applicable which are companies incorporated in India, are responsible for establishing and maintaining internal financial controls based on the internal control over financial reporting criteria established by the Holding Company considering the essential components of internal control stated in the Guidance Note on Audit of Internal Financial Controls Over Financial Reporting ("the Guidance Note") issued by the Institute of Chartered Accountants of India ("ICAI"). These responsibilities include the design, implementation and maintenance of adequate internal financial controls that were operating effectively for ensuring the orderly and efficient conduct of its business, including adherence to the respective company's policies, the safeguarding of its assets, the prevention and detection of frauds and errors, the accuracy and completeness of the accounting records, and the timely preparation of reliable financial information, as required under the Act.

#### **Auditors' Responsibility**

Our responsibility is to express an opinion on the Holding Company's internal financial controls over financial reporting with reference to the consolidated financial

statements based on our audit. Our audit is conducted in accordance with the Guidance Note on Audit of Internal Financial Controls Over Financial Reporting (the "Guidance Note") issued by the ICAI and the Standards on Auditing prescribed under Section 143(10) of the Act, to the extent applicable to an audit of internal financial controls. Those Standards and the Guidance Note require that we comply with ethical requirements and plan and perform the audit to obtain reasonable assurance about whether adequate internal financial controls over financial reporting with reference to the consolidated financial statements was established and maintained and if such controls operated effectively in all material respects.

Our audit involves performing procedures to obtain audit evidence about the adequacy of the internal financial controls system over financial reporting with reference to the consolidated financial statements and their operating effectiveness. Our audit of internal financial controls over financial reporting included obtaining an understanding of internal financial controls over financial reporting, assessing the risk that a material weakness exists, and testing and evaluating the design and operating effectiveness of internal control based on the assessed risk. The procedures selected depend on the auditor's judgement, including the assessment of the risks of material misstatement of the consolidated financial statements, whether due to fraud or error.

We believe that the audit evidence we have obtained and the audit evidence obtained by the other auditors in terms of their reports referred to in the Other Matters paragraph below is sufficient and appropriate to provide a basis for our audit opinion on the Holding Company's internal financial controls system over financial reporting.

#### **Meaning of Internal Financial Controls Over Financial Reporting**

A company's internal financial control over financial reporting is a process designed to provide reasonable assurance regarding the reliability of financial reporting and the preparation of the consolidated financial statements for external purposes in accordance with generally accepted accounting principles. A company's internal financial control over financial reporting includes those policies and procedures that (1) pertain to the maintenance of records that, in reasonable detail, accurately and fairly reflect the transactions and dispositions of the assets of the company; (2) provide reasonable assurance that transactions

are recorded as necessary to permit preparation of consolidated financial statements in accordance with generally accepted accounting principles, and that receipts and expenditures of the company are being made only in accordance with authorisations of management and directors of the company; and (3) provide reasonable assurance regarding prevention or timely detection of unauthorised acquisition, use, or disposition of the company's assets that could have a material effect on the consolidated financial statements.

#### **Inherent Limitations of Internal Financial Controls Over Financial Reporting**

Because of the inherent limitations of internal financial controls over financial reporting, including the possibility of collusion or improper management override of controls, material misstatements due to error or fraud may occur and not be detected. Also, projections of any evaluation of the internal financial controls over financial reporting to future periods are subject to the risk that the internal financial control over financial reporting may become inadequate because of changes in conditions, or that the degree of compliance with the policies or procedures may deteriorate.

#### **Opinion**

In our opinion and to the best of our information and according to the explanations given to us, the Holding Company, its subsidiaries, associates and joint ventures which are companies incorporated in India, have, in all material respects, an adequate internal financial controls system over financial reporting and such internal financial controls over financial reporting were operating effectively as at 31 March 2023, based on the internal control over financial reporting criteria established by the

Holding Company considering the essential components of internal control stated in the Guidance Note on Audit of Internal Financial Controls Over Financial Reporting issued by the Institute of Chartered Accountants of India.

#### **Other matters**

Reporting under clause (i) of sub section 3 of Section 143 of the Act in respect of the adequacy and operating effectiveness of the internal financial controls with reference to financial statements is not applicable to 3 associates and 1 joint venture incorporated in India namely Paytail Commerce Private Limited, Vishvakarma Payments Private Limited, White Data Systems India Private Limited (Associates) and Payswiff Technologies Private Limited (Joint venture) pursuant to notification no. GSR 583(E) dated 13 June 2017 of Ministry of Corporate Affairs.

Our aforesaid reports under Section 143(3)(i) of the Act on the adequacy and operating effectiveness of the internal financial controls with reference to financial statements insofar as it relates to four subsidiaries and a joint venture, which are companies incorporated in India, is based on the corresponding reports of the auditors of such companies incorporated in India. Our opinion is not modified in respect of this matter.

**For Sharp & Tannan Associates**  
Chartered Accountants  
**(Firm's Registration No. 109983W)**

**Tirtharaj Khot**  
Partner

Place : Chennai  
Date : 12 May 2023

Membership No. (F) 037457  
UDIN: 23037457BGYRJK6688

## Consolidated Balance Sheet

As at March 31, 2023

(All amounts are in crores of Indian rupees, unless otherwise stated)

Particulars	Note No.	As at March 31, 2023	As at March 31, 2022
<b>ASSETS</b>			
<b>Financial Assets</b>			
Cash and Cash Equivalents	6A	1,055.44	2,801.42
Bank balances other than Cash and Cash Equivalents	6B	2,108.27	2,646.58
Derivative financial instruments	7	272.86	186.53
Receivables			
i) Trade Receivables	8	99.13	71.31
ii) Other Receivables	8	95.35	84.04
iii) Insurance Contract Assets	9	308.15	291.21
iv) Reinsurance Assets	10A	789.56	874.16
Loans	11	1,04,809.65	74,144.71
Investment in Associates & Joint Venture	12A	469.60	494.04
Other Investments	12B	17,066.45	12,788.05
Other Financial Assets	13	577.06	528.83
		<b>1,27,651.52</b>	<b>94,910.88</b>
<b>Non-Financial Assets</b>			
Current tax assets (Net)		482.42	451.98
Deferred tax assets (Net)	14	896.48	869.27
Goodwill on Consolidation	49	42.72	42.72
Investment Property	15	28.96	28.96
Property, Plant and Equipment	16	506.63	356.72
Capital Work in Progress		35.74	26.13
Intangible assets	17	44.84	36.08
Intangible Assets under development		24.76	14.32
Reinsurance Assets	10B	1,036.18	829.38
Other Non-Financial Assets	18	260.14	205.10
		<b>3,358.87</b>	<b>2,860.66</b>
<b>Asset classified as held for Sale - Investment</b>	12B	22.57	-
<b>TOTAL ASSETS</b>		<b>1,31,032.96</b>	<b>97,771.54</b>
<b>EQUITY AND LIABILITIES</b>			
<b>Financial Liabilities</b>			
Derivative financial instruments	7	134.27	169.56
Payables			
(I) Trade Payables			
i) Total outstanding dues of micro and small enterprises	37	3.55	3.24
ii) Total outstanding dues of creditors other than micro and small enterprises		372.34	295.51

## Consolidated Balance Sheet

As at March 31, 2023

(All amounts are in crores of Indian rupees, unless otherwise stated)

Particulars	Note No.	As at March 31, 2023	As at March 31, 2022
(II) Other Payables			
i) Total outstanding dues of micro and small enterprises		-	-
ii) Total outstanding dues of creditors other than micro and small enterprises		1,091.06	744.99
(III) Other Insurers			
i) Total outstanding dues of micro and small enterprises		-	-
ii) Total outstanding dues of creditors other than micro and small enterprises		581.85	452.51
Debt Securities	19	19,653.58	13,410.80
Borrowings (Other than Debt Securities)	20	73,186.19	52,004.52
Subordinated Liabilities	21	4,351.26	3,813.26
Insurance Contract Liabilities	22	8,805.82	7,930.67
Other Financial Liabilities	22A	485.09	536.13
		<b>1,08,665.01</b>	<b>79,361.19</b>
<b>Non-Financial Liabilities</b>			
Current tax Liabilities (Net)		-	0.35
Deferred tax Liabilities (Net)		0.13	0.74
Provisions	23	164.10	139.47
Insurance Contract Liabilities	24	5,806.45	4,581.13
Other Non-Financial Liabilities	24	139.25	59.89
		<b>6,109.93</b>	<b>4,781.58</b>
<b>Equity</b>			
Equity share capital	25	18.78	18.77
Other Equity	26	7,641.80	6,426.92
		<b>7,660.58</b>	<b>6,445.69</b>
Non Controlling Interest	46	8,597.44	7,183.08
		<b>16,258.02</b>	<b>13,628.77</b>
<b>TOTAL EQUITY AND LIABILITIES</b>		<b>1,31,032.96</b>	<b>97,771.54</b>
Summary of significant accounting policies	5		

The accompanying notes are forming part of the Consolidated Financial Statements

As per our report of even date

**For Sharp & Tannan Associates**

Chartered Accountants

ICAI Firm Regn No.109983W

**Tirtharaj Khot**

Partner

Membership No: (F) - 037457

**Sridharan Rangarajan**

Director

DIN:01814413

**For and on behalf of the Board of Directors**

**M M Murugappan**

Chairman

DIN:00170478

Date : May 12, 2023

Place : Chennai

**E Krithika**

Company Secretary

**N Ganesh**

Manager & Chief Financial Officer

## Consolidated Statement of Profit and Loss

For the year ended March 31, 2023

(All amounts are in crores of Indian rupees, unless otherwise stated)

Particulars	Note No.	Year ended March 31, 2023	Year ended March 31, 2022
<b>Revenue from Operations</b>			
- Interest Income	27A	12,921.23	10,250.68
- Dividend Income	27D	7.02	4.23
- Gross Premium	27C	5,393.50	4,617.86
Premium ceded to reinsurers (net)		(1,378.14)	(1,182.33)
Net Premium		4,015.36	3,435.53
- Fee & Commission income	27B	1,035.09	800.76
- Net gain on Fair value change on financial instruments	27E	86.08	67.60
- Service Income	27F	81.09	84.75
<b>Total Revenue from operations (I)</b>		<b>18,145.87</b>	<b>14,643.55</b>
<b>Other income (II)</b>	28	230.16	91.43
<b>Total Income (III) = (I) + (II)</b>		<b>18,376.03</b>	<b>14,734.98</b>
<b>Expenses</b>			
- Finance costs	29	5,778.04	4,327.87
- Insurance Claims (net of re-insurance)	30	2,907.09	2,356.06
- Impairment of Financial Instruments	31	840.09	835.83
- Employee benefits expense	32	1,844.32	1,354.31
- Depreciation and amortisation expense	16,17	176.06	154.16
- Other expenses	33	3,006.03	2,663.19
<b>Total Expenses (IV)</b>		<b>14,551.63</b>	<b>11,691.42</b>
<b>Profit before tax (V) = (III) - (IV)</b>		<b>3,824.40</b>	<b>3,043.56</b>
<b>Tax expense/(benefit)</b>			
Current tax			
- Pertaining to profit for the current year		991.06	720.19
- Adjustment of tax relating to earlier years		0.21	0.68
Deferred tax	14	14.82	80.46
<b>Net tax expense (VI)</b>	35	<b>1,006.09</b>	<b>801.33</b>
<b>Profit before share of profit/(loss) of Associates &amp; Joint Venture - A = (V) - (VI)</b>		<b>2,818.31</b>	<b>2,242.23</b>
<b>Share of profit/(loss) of Associates &amp; Joint venture (net) - after tax (B)</b>		<b>(8.69)</b>	<b>(2.87)</b>
<b>Profit for the year - (C) = (A) + (B)</b>		<b>2,809.62</b>	<b>2,239.36</b>
<b>Other Comprehensive income - Gain/(Loss)</b>			
<b>i) Other comprehensive income not to be reclassified to profit or loss in subsequent periods:</b>			
Re-measurement gains and (losses) on defined benefit obligations (net)		1.09	(0.30)
Tax on above adjustments		(0.28)	0.07
Net gain/(loss) on FVTOCI equity securities		(10.89)	17.09
Tax on above adjustments		1.05	(1.45)



## Consolidated Statement of Profit and Loss

For the year ended March 31, 2023

(All amounts are in crores of Indian rupees, unless otherwise stated)

Particulars	Note No.	Year ended March 31, 2023	Year ended March 31, 2022
<b>ii) Other comprehensive income to be reclassified to profit or loss in subsequent periods:</b>			
Net gain/(loss) on FVTOCI debt securities		(213.08)	(66.77)
Tax on above adjustments		53.63	16.81
Cashflow Hedge Reserve		45.64	161.96
Tax on above adjustments		(11.49)	(40.77)
<b>Other comprehensive income/(loss) for the year, net of tax (D)</b>		<b>(134.33)</b>	<b>86.64</b>
<b>Total comprehensive income for the year, net of tax (C + D)</b>		<b>2,675.29</b>	<b>2,326.00</b>
<b>Profit for the year attributable to</b>			
Equity holders of the Parent		1,290.23	1,023.07
Non-controlling interest		1,519.39	1,216.29
<b>Other comprehensive income/(loss) for the year, net of tax attributable to</b>			
Equity holders of the Parent		(84.01)	32.34
Non-controlling interest		(50.32)	54.30
<b>Total comprehensive income for the year, net of tax attributable to</b>			
Equity holders of the Parent		1,206.22	1,055.41
Non-controlling interest		1,469.07	1,270.59
Earnings per equity share of ₹1 each	34		
- Basic (₹)		68.72	54.50
- Diluted (₹)		68.72	54.49
Summary of significant accounting policies	5		

The accompanying notes are forming part of the Consolidated Financial Statements

As per our report of even date

**For Sharp & Tannan Associates**

Chartered Accountants

ICAI Firm Regn No.109983W

**Tirtharaj Khot**

Partner

Membership No: (F) - 037457

**Sridharan Rangarajan**

Director

DIN:01814413

**M M Murugappan**

Chairman

DIN:00170478

Date : May 12, 2023

Place : Chennai

**E Krithika**

Company Secretary

**N Ganesh**

Manager & Chief Financial Officer

## Consolidated Statement of Changes in Equity

For the year ended March 31, 2023

(All amounts are in crores of Indian rupees, unless otherwise stated)

### a) Equity Share Capital

Particulars	2022-23	2021-22
<b>Balance as at beginning of the year</b>	18.77	18.77
Changes in equity share capital during the current year	0 *	0 **
<b>Balance as at end of the year</b>	18.77	18.77

\* Shares amounting to ₹34,570 issued during the year

\*\* Shares amounting to ₹19,910 issued during the year

### b) Other Equity

Particulars	Reserve and Surplus										Total non-controlling interest	Total attributable to equity holders of the Parent		
	Statutory Reserve	Capital Reserve	Capital Redemption Reserve	Capital Reserve on Consolidation	Debt Redemption Reserve	Securities Premium Account	General Reserve	Retained earnings	Share based payments reserve	Fair valuation of Investment			Effective portion of cashflow hedge	Total
"Balance as at April 01, 2021"	1,643.99	20.01	39.15	(62.78)	20.00	2,299.38	4,893.69	2,379.30	32.84	(28.98)	(105.61)	11,130.99	5,972.80	5,367.17
Transfer to retained earnings	-	-	-	-	-	-	-	2,239.36	-	-	-	2,239.36	1,216.29	1,023.07
Other Comprehensive income for the year, net of income tax	-	-	-	-	-	-	-	(0.23)	-	(34.32)	121.19	86.64	54.30	32.34
Changes during the year	-	-	-	-	-	23.54	-	-	20.48	-	-	44.02	23.66	20.36
Adjustments on account of change in equity interest in subsidiaries	-	-	-	-	-	-	-	-	-	-	-	-	5.63	(5.73)
Dividend including tax	-	-	-	-	-	-	-	(99.89)	-	-	-	(99.89)	(89.60)	(10.29)
Transfer to reserves from retained earnings during the year	441.11	-	-	-	-	-	1,050.00	(1,491.11)	-	-	-	-	-	-
<b>Balance as at March 31, 2022</b>	<b>2,085.10</b>	<b>20.01</b>	<b>39.15</b>	<b>(62.78)</b>	<b>20.00</b>	<b>2,322.92</b>	<b>5,943.69</b>	<b>3,027.43</b>	<b>53.32</b>	<b>(63.30)</b>	<b>15.58</b>	<b>13,401.12</b>	<b>7,183.08</b>	<b>6,426.92</b>

## Consolidated Statement of Changes in Equity

For the year ended March 31, 2023

(All amounts are in crores of Indian rupees, unless otherwise stated)

Particulars	Reserve and Surplus							Items of other comprehensive income		Total non-attributable to equity holders of the Parent	Total			
	Statutory Reserve	Capital Reserve	Capital Redemption Reserve	Capital Reserve on Consolidation	Debt Redemption Reserve	Securities Premium Account	General Reserve	Retained earnings	Share based payments reserve			Fair valuation of Investment	Effective portion of cashflow hedge	
Transfer to retained earnings	-	-	-	-	-	-	2,809.62	-	-	-	-	2,809.62	1,519.39	1,290.23
Other Comprehensive income for the year, net of income tax	-	-	-	-	-	-	0.81	-	(169.29)	34.15	-	(134.33)	(60.32)	(84.01)
Changes during the year	-	-	-	-	-	25.51	-	28.46	-	-	-	53.97	28.70	25.27
Adjustments on account of change in equity interest in subsidiaries	-	-	-	-	-	-	-	-	-	-	-	-	6.39	(6.30)
Dividend including tax	-	-	-	-	-	-	(100.11)	-	-	-	-	(100.11)	(89.80)	(10.31)
Transfer to reserves from retained earnings during the year	551.58	-	-	-	-	-	1,000.00	(1,551.58)	-	-	-	-	-	-
<b>Balance as at March 31, 2023</b>	<b>2,636.68</b>	<b>20.01</b>	<b>39.15</b>	<b>(62.78)</b>	<b>20.00</b>	<b>2,348.43</b>	<b>6,943.69</b>	<b>4,186.17</b>	<b>(232.59)</b>	<b>49.73</b>	<b>16,030.27</b>	<b>8,597.44</b>	<b>7,641.80</b>	

### Summary of Significant Accounting Policies - Note 5

The accompanying notes are forming part of the Consolidated Financial Statements

As per our report of even date

**For Sharp & Tannan Associates**

Chartered Accountants

ICAI Firm Regn No.109983W

**Tirtharaj Khot**

Partner

Membership No: (F) - 037457

Date : May 12, 2023

Place: Chennai

**Sridharan Rangarajan**

Director

DIN:01814413

**E Krithika**

Company Secretary

For and on behalf of the Board of Directors

**M M Murugappan**

Chairman

DIN:00170478

**N Ganesh**

Manager & Chief Financial Officer

## Consolidated Cash Flow Statement

For the year ended March 31, 2023

(All amounts are in crores of Indian rupees, unless otherwise stated)

Particulars	Year ended March 31, 2023	Year ended March 31, 2022
<b>Cash Flow from Operating Activities</b>		
<b>Profit Before Tax</b>	<b>3,824.40</b>	<b>3,043.56</b>
Adjustments for:-		
Depreciation and amortisation expense	176.06	154.16
Impairment of financial instruments	840.09	835.43
Finance Costs	5,778.04	4,327.87
(Profit) / Loss on Sale of Property plant and equipment ( Net )	0.70	(0.12)
Net gain on fair value change in financial instruments	(86.08)	(67.60)
Interest Income on deposits and investments	(1,114.73)	(925.65)
Dividend on Investments	(7.02)	(4.23)
Interest on Income tax refund	(8.51)	(6.63)
Short Term Rent Concessions	-	(1.12)
Share based payment expense	28.46	20.48
	5,607.01	4,332.59
<b>Operating Profit Before Working Capital Changes</b>	<b>9,431.41</b>	<b>7,376.15</b>
Adjustments for :-		
(Increase)/Decrease in operating Assets		
- Loans	(31,514.65)	(9,185.31)
- Receivables	(41.39)	(62.24)
- Insurance assets	(140.31)	(215.47)
- Other Financial Assets	(48.58)	230.85
- Purchase / Sale / Maturity of Investments (Net)	(4,418.45)	(1,508.90)
- Other Non Financial Assets	(51.92)	313.66
	(36,215.30)	(10,427.41)
Increase/(Decrease) in operating liabilities		
- Trade Payables	421.09	280.40
- Other Financial liabilities	129.87	29.73
- Provisions	26.00	14.77
- Insurance Contracts liabilities	2,100.46	1,128.89
- Other Non-Financial liabilities	(12.31)	12.33
<b>Cash Flow generated from / (used in) Operations</b>	<b>(24,118.78)</b>	<b>(1,585.14)</b>
Finance Costs paid	(5,324.08)	(4,154.95)
Interest Received on deposits and investments	1,119.47	902.87
Dividend received	7.02	4.23
Income tax paid (Net of refunds)	(1,012.36)	(905.49)
<b>Net Cash generated/(used in) Operating Activities (A)</b>	<b>(29,328.73)</b>	<b>(5,738.48)</b>

## Consolidated Cash Flow Statement

For the year ended March 31, 2023

(All amounts are in crores of Indian rupees, unless otherwise stated)

Particulars	Year ended March 31, 2023	Year ended March 31, 2022
<b>Cash Flow from Investing Activities</b>		
Purchase of Property, Plant and Equipment and Intangible Assets	(248.05)	(114.99)
Capital Work in Progress	(12.71)	(23.03)
Proceeds from sale of property, plant and equipment	3.73	2.54
<b>Net Cash generated from / (Used in) Investing Activities (B)</b>	<b>(257.03)</b>	<b>(135.48)</b>
<b>Cash Flow from Financing Activities</b>		
Proceeds from issue of Share Capital (Including Securities Premium)	25.72	23.75
Proceeds from issue of debt securities	23,282.67	9,501.40
Redemption of Debt securities	(17,332.30)	(8,484.26)
Borrowing - Other than debt securities	83,698.51	25,206.31
Repayment of borrowing - Other than debt securities	(62,741.77)	(20,599.69)
Proceeds from issue of subordinated liabilities	920.00	545.00
Repayment of subordinated liabilities	(378.00)	(872.70)
Payment of Lease Liabilities	(86.94)	(83.04)
	27,387.89	5,236.77
Investment in Fixed Deposits (Net of withdrawals)	552.21	1,936.26
Dividends Paid	(100.32)	(100.13)
<b>Net Cash Flow generated from / (used in) Financing Activities (C)</b>	<b>27,839.78</b>	<b>7,072.90</b>
<b>Net Increase / (Decrease) in Cash and Cash Equivalents (A+B+C)</b>	<b>(1,745.98)</b>	<b>1,198.94</b>
Cash and Cash Equivalents at the Beginning of the year	2,801.42	1,602.48
Cash and Cash Equivalents at the End of the year	1,055.44	2,801.42

Summary of Significant Accounting Policies - Note 5

The accompanying notes are forming part of the Consolidated Financial Statements

As per our report of even date

**For Sharp & Tannan Associates**

Chartered Accountants

ICAI Firm Regn No.109983W

**Tirtharaj Khot**

Partner

Membership No: (F) - 037457

**Sridharan Rangarajan**

Director

DIN:01814413

**For and on behalf of the Board of Directors**

**M M Murugappan**

Chairman

DIN:00170478

Date : May 12, 2023

Place : Chennai

**E Krithika**

Company Secretary

**N Ganesh**

Manager & Chief Financial Officer

## Notes to Consolidated Financial Statements

### Note - 1 Corporate Information

#### **Cholamandalam Financial Holdings Limited (“the Company” or “the Parent”)**

(CIN: L65100TN1949PLC002905) is a public limited company domiciled in India. The Company is listed on Bombay Stock Exchange Ltd. and National Stock Exchange of India Ltd. The Registered Office of the Company is located at Dare House, No.234, NSC Bose Road, Chennai-600 001, Tamil Nadu.

Pursuant to a scheme of arrangement (“the Scheme”), the manufacturing business undertaking of the Company was vested in / transferred to Tube Investments of India Limited (“the Resulting Company”) vide the order of the National Company Law Tribunal, Chennai dated July 17, 2017. The Scheme had an appointed date of April 1, 2016 and came into effect from August 1, 2017. The Company has obtained certificate of registration as a Core Investment Company from Reserve Bank of India (“RBI”) on January 06, 2020.

The Company undertakes financial services business through its Subsidiaries - Cholamandalam MS General Insurance Company Limited for general insurance business and Cholamandalam Investment and Finance Company Limited (and its subsidiaries) for lending operations, stock broking, depository and equity research services to retail, corporate and institutional clients and distribution of financial products like insurance, mutual funds, fixed deposits and bonds. Risk advisory services is carried out through a joint venture entity Cholamandalam MS Risk Services Limited. The Company and its subsidiaries are together referred to as “the Group”

The Consolidated Ind AS Financial Statements are presented in Indian Rupees which is also functional currency of the Group and all values are rounded to the nearest crore, except when otherwise indicated.

The Consolidated Ind AS Financial Statements were authorised for issue in accordance with a resolution of the directors on May 12, 2023.

### Note - 2 Basis of Consolidation

The Consolidated Ind AS Financial Statements comprise the financial statements of the Company, its subsidiaries (being the entities that it controls (including de facto control) its Associates and Joint Ventures as at March 31, 2023. Control is evidenced

when the Group is exposed, or has rights, to variable returns from its involvement with the investee and has the ability to affect those returns through its power over the investee.

Generally, there is a presumption that a majority of voting rights result in control. To support this presumption and when the Group has less than a majority of the voting or similar rights of an investee, the Group considers all relevant facts and circumstances in assessing whether it has power over an investee, including:

- (i) The contractual arrangement with the other vote holders of the investee
- (ii) Rights arising from other contractual arrangements
- (iii) The Group’s voting rights and potential voting rights
- (iv) The size of the Group’s holding of voting rights relative to the size and dispersion of the holdings of the other voting rights holders

The Group re-assesses whether or not it controls an investee if facts and circumstances indicate that there are changes to one or more of the three elements of control. Consolidation of a subsidiary begins when the Group obtains control over the subsidiary and ceases when the Group loses control of the subsidiary. Assets, liabilities, income and expenses of a subsidiary acquired or disposed off during the year are included in the Consolidated Ind AS Financial Statements from the date the Group gains control until the date the Group ceases to control the subsidiary.

Consolidated Ind AS Financial Statements are prepared using uniform accounting policies for like transactions and other events in similar circumstances. If a member of the Group uses accounting policies other than those adopted in the Consolidated Ind AS Financial Statements for like transactions and events in similar circumstances, appropriate adjustments are made to that Group member’s financial statements in preparing the Consolidated Ind AS Financial Statements to ensure conformity with the Group’s accounting policies.

The Financial Statements of all entities used for the purpose of consolidation are drawn up to same reporting date as that of the Parent, i.e., year ended on 31 March.

## Notes to Consolidated Financial Statements

### Consolidation procedure:

- (i) Combine like items of assets, liabilities, equity, income, expenses and cash flows of the Parent with those of its subsidiaries. For this purpose, income and expenses of the subsidiary are based on the amounts of the assets and liabilities recognised in the Consolidated Ind AS Financial Statements at the acquisition date.
- (ii) Offset (eliminate) the carrying amount of the Parent's investment in each subsidiary and the Parent's portion of equity of each subsidiary. Business combinations policy explains how to account for any related goodwill.
- (iii) Eliminate in full intra-group assets and liabilities, equity, income, expenses and cash flows relating to transactions between entities of the Group (profits or losses resulting from intra-group transactions that are recognised in assets, such as fixed assets, are eliminated in full). Intra-group losses may indicate an impairment that requires recognition in the Consolidated Ind AS Financial Statements. Ind AS 12 Income Taxes applies to temporary differences that arise from the elimination of profits and losses resulting from intragroup transactions.

Profit or loss and each component of Other Comprehensive Income ("OCI") are attributed to the equity holders of the Parent of the Group and to the non-controlling interests, even if this results in the non-controlling interests having a deficit balance.

When necessary, adjustments are made to the financial statements of subsidiaries to bring their accounting policies in line with the Group's accounting policies. All intra-group assets, liabilities, equity, income, expenses and cash flows relating to transactions between members of the Group are eliminated in full on consolidation.

Cash generating unit to which goodwill has been allocated is tested for impairment annually, or more frequently when there is an indication that the unit may be impaired. If the recoverable amount of the cash generating unit is less than its carrying amount, the impairment loss is allocated first to reduce the carrying amount of any goodwill allocated to the unit and then to the other assets of the unit pro rata based on the carrying amount of each asset in the

unit. Any impairment loss for goodwill is recognised in Statement of Profit or Loss. An impairment loss recognised for goodwill is not reversed in subsequent periods.

If the Group loses control over a subsidiary, it:

- (i) Derecognises the assets (including goodwill) and liabilities of the subsidiary
- (ii) Derecognises the carrying amount of any non-controlling interests
- (iii) Derecognises the cumulative translation differences recorded in equity
- (iv) Recognises the fair value of the consideration received
- (v) Recognises the fair value of any investment retained
- (vi) Recognises any surplus or deficit in profit or loss

Reclassifies the Parent's share of components previously recognised in OCI to Statement of Profit or Loss or retained earnings, as appropriate, as would be required if the Group had directly disposed off the related assets or liabilities

A change in the ownership interest of a subsidiary, without loss of control, is accounted for as an equity transaction.

### Investments in Associate and Joint Venture

An associate is an entity over which the Group has significant influence. Significant influence is the power to participate in the financial and operating policy decisions of the investee, but is not control or joint control over those policies.

A joint venture is a type of joint arrangement whereby the parties that have joint control of the arrangement have rights to the net assets of the joint venture. Joint control is the contractually agreed sharing of control of an arrangement, which exists only when decisions about the relevant activities require unanimous consent of the parties sharing control.

The considerations made in determining whether significant influence or joint control are similar to those necessary to determine control over the subsidiaries.

The Group's investments in its associate and joint venture are accounted for using the equity method.

## Notes to Consolidated Financial Statements

Under the equity method, the investment in an associate or a joint venture is initially recognised at cost. The carrying amount of the investment is adjusted to recognise changes in the Group's share of net assets of the associate or joint venture since the acquisition date. Goodwill relating to the associate or joint venture is included in the carrying amount of the investment and is not tested for impairment individually.

The statement of profit and loss reflects the Group's share of the results of operations of the associate or joint venture. Any change in OCI of those investees is presented as part of the Group's OCI. In addition, when there has been a change recognised directly in the equity of the associate or joint venture, the Group recognises its share of any changes, when applicable, in the statement of changes in equity. Unrealised gains and losses resulting from transactions between the Group and the associate or joint venture are eliminated to the extent of the interest in the associate or joint venture.

If an entity's share of losses of an associate or a joint venture equals or exceeds its interest in the associate or joint venture (which includes any long term interest that, in substance, form part of the Group's net investment in the associate or joint venture), the entity discontinues recognising its share of further losses. Additional losses are recognised only to the extent that the Group has incurred legal or constructive obligations or made payments on behalf of the associate or joint venture. If the associate or joint venture subsequently reports

profits, the entity resumes recognising its share of those profits only after its share of the profits equals the share of losses not recognised.

The aggregate of the Group's share of profit or loss of an associate and a joint venture is shown on the face of the statement of profit and loss.

The financial statements of the associate or joint venture are prepared for the same reporting period as the Group. When necessary, adjustments are made to bring the accounting policies in line with those of the Group.

After application of the equity method, the Group determines whether it is necessary to recognise an impairment loss on its investment in its associate or joint venture. At each reporting date, the Group determines whether there is objective evidence that the investment in the associate or joint venture is impaired. If there is such evidence, the Group calculates the amount of impairment as the difference between the recoverable amount of the associate or joint venture and its carrying value, and then recognises the impairment loss with respect to the Group's investment in an associate or joint venture.

Upon loss of significant influence over the associates, the Group measures and recognises any retained investment at its fair value. Any difference between the carrying amount of the associates upon loss of significant influence and the fair value of the retained investment and proceeds from disposal is recognised in profit or loss.

### Note - 3 Particulars of consolidation

The financial statements of the following subsidiaries/Associate/Joint Venture (all incorporated in India) have been considered for consolidation:

Name of the Company	Percentage of voting power as on	
	March 31, 2023	March 31, 2022
Subsidiary-Cholamandalam Investment and Finance Company Limited (CIFCL)	45.36%	45.41%
Subsidiaries of CIFCL		
Cholamandalam Home Finance Limited (CHFL)	100.00%	100.00%
Cholamandalam Securities Limited (CSEC)	100.00%	100.00%
Associate of CIFCL		
White Data Systems India Private Limited <sup>#</sup>	30.93% <sup>#</sup>	30.87% <sup>#</sup>
Vishvakarma Payments Private Limited	21.00% <sup>#</sup>	21.00% <sup>#</sup>
Paytail Commerce Private Limited	16.29% <sup>#</sup>	16.29% <sup>#</sup>



## Notes to Consolidated Financial Statements

Name of the Company	Percentage of voting power as on	
	March 31, 2023	March 31, 2022
Joint Venture of CIFCL		
Payswiff Technologies Private Limited **	74.70% #	73.82%
Subsidiary – Cholamandalam MS General Insurance Company Limited (CMSGICL)	60.00%	60.00%
Joint Venture – Cholamandalam MS Risk Services Limited (CMSRSL)	49.50%	49.50%

#% of holding of CIFCL

@CIFCL entered into a share swap agreement on March 28, 2023, with TVS Supply Chain Solutions Limited (TVSSCSL), White Data Systems India Private Limited (WDSI) and other shareholders of WDSI for the entire equity shares held by CIFCL in WDSI to TVSSCSL. As consideration for sale of WDSI shares, CIFCL is to be issued 22,35,265 Compulsory Convertible Preference Shares (CCPS) of TVSSCSL. Accordingly, CIFCL received allotment of CCPS on April 20, 2023, on sale of WDSI equity shares and WDSI ceased to be an Associate.

\*\* Even though, CIFCL holds 74.70% of the paid up equity capital of Payswiff Technologies Private Limited (Payswiff), however, in view of founder reserved matters and dispute resolution mechanism envisaged in the shareholders agreement executed between CIFCL and founders of Payswiff, the Group is considered to have joint control over the entity as per Ind AS 28 'Investments in Associates and Joint Ventures' read with Ind AS 110 'Consolidated Financial Statements'. Hence, it is classified as investment in Joint venture.

### Note - 4 Basis of Preparation

The Consolidated Ind AS Financial Statements of the Group have been prepared in accordance with Indian Accounting Standards (Ind AS) notified under the Companies (Indian Accounting Standards) Rules, 2015 (as amended from time to time).

The Consolidated Ind AS Financial Statements have been prepared on a historical cost basis, except for fair value through other comprehensive income ("FVOCI") instruments, fair value through profit and loss ("FVTPL") instruments, derivative financial instruments and certain financial assets and financial liabilities measured at fair value (refer accounting policy regarding financial instruments).

### Note - 4.1 Presentation of financial statements

The Group presents its balance sheet in order of liquidity. An analysis regarding recovery or settlement within 12 months after the reporting date (current) and more than 12 months after the reporting date (non-current) is presented in notes to the financial statements.

Financial assets and financial liabilities are generally reported gross in the balance sheet. They are only offset and reported net when, in addition to having an unconditional legally enforceable right to offset the recognised amounts without being contingent

on a future event, the parties also intend to settle on a net basis in all of the following circumstances:

- (i) The normal course of business
- (ii) The event of default
- (iii) The event of insolvency or bankruptcy of the Group and/or its Counterparties

### Note - 5 Significant accounting policies

#### Note - 5.1 Financial instruments – initial recognition

##### Note - 5.1.1 Date of recognition

Financial assets and liabilities, with the exception of loans, debt securities, and borrowings are initially recognised on the trade date, i.e., the date that the Group becomes a party to the contractual provisions of the instrument. Loans are recognised when fund transfers are initiated to the customers' account or cheques for disbursement have been prepared by the Group (as per the terms of the agreement with the borrowers). The Group recognises debt securities and borrowings when funds reach the Group.

##### Note - 5.1.2 Initial measurement of financial instruments

The classification of financial instruments at initial recognition depends on their contractual terms and the business model for managing the instruments.

## Notes to Consolidated Financial Statements

Financial instruments are initially measured at their fair value, except in the case of financial assets and financial liabilities recorded at Fair value through profit and loss (FVTPL), transaction costs are added to, or subtracted from, this amount.

### Note - 5.1.3 Measurement categories of financial assets and liabilities

The Group classifies all of its financial assets based on the business model for managing the assets and the asset's contractual terms, measured at either:

- (i) Amortised cost
- (ii) FVTPL
- (iii) FVTOCI

### Note - 5.2 Financial assets and liabilities

#### Note - 5.2.1 Bank balances, Loans and Trade receivables at amortised cost

The Group measures Bank balances, Loans and Trade receivables at amortised cost if both of the following conditions are met:

- (i) The financial asset is held within a business model with the objective to hold financial assets in order to collect contractual cash flows and
- (ii) The contractual terms of the financial asset give rise on specified dates to cash flows that are solely payments of principal and interest (SPPI) on the principal amount outstanding.

The details of these conditions are outlined below.

#### Note - 5.2.2 Business model assessment

The Group determines its business model at the level that best reflects how it manages Group's financial assets to achieve its business objective.

The Group's business model is not assessed on an instrument-by-instrument basis, but at a higher level of aggregated portfolios and is based on observable factors such as:

- (i) How the performance of the business model and the financial assets held within that business model are evaluated and reported to the entity's key management personnel

- (ii) The risks that affect the performance of the business model (and the financial assets held within that business model) and, in particular, the way those risks are managed
- (iii) How managers of the business are compensated (for example, whether the compensation is based on the fair value of the assets managed or on the contractual cash flows collected)

The expected frequency, value and timing of sales are also important aspects of the Group's assessment.

The business model assessment is based on reasonably expected scenarios without taking 'worst case' or 'stress case' scenarios into account. If cash flows after initial recognition are realised in a way that is different from the Group's original expectations, the Group does not change the classification of the remaining financial assets held in that business model, but incorporates such information when assessing newly originated or newly purchased financial assets going forward.

#### Note - 5.2.3 The SPPI test

As a second step of its classification process the Group assesses the contractual terms of financial assets to identify whether they meet the SPPI test.

'Principal' for the purpose of this test is defined as the fair value of the financial asset at initial recognition and may change over the life of the financial asset (for example, if there are repayments of principal or amortisation of the premium/discount).

The most significant elements of interest within a lending arrangement are typically the consideration for the time value of money and credit risk. To make the SPPI assessment, the Group applies judgement and considers relevant factors such as the currency in which the financial asset is denominated, and the period for which the interest rate is set.

#### Note - 5.2.4 Debt Instruments

##### Amortised cost

A 'debt instrument' is measured at the amortised cost if both the following conditions are met:

- a) The asset is held within a business model whose objective is to hold assets for collecting contractual cash flows, and

## Notes to Consolidated Financial Statements

- b) Contractual terms of the asset give rise on specified dates to cash flows that are solely payments of principal and interest (SPPI) on the principal amount outstanding.

After initial measurement, such financial assets are subsequently measured at amortised cost using the effective interest rate (EIR) method. Amortised cost is calculated by taking into account any discount or premium on acquisition and fees or costs that are an integral part of the EIR. The EIR amortisation and losses arising from impairment are recognised in the statement of profit and loss.

### FVTOCI

A 'debt instrument' is classified as at the FVTOCI if both of the following criteria are met:

- a) The objective of the business model is achieved both by collecting contractual cash flows and selling the financial assets, and
- b) The asset's contractual cash flows represent SPPI.

Debt instruments included within the FVTOCI category are measured initially as well as at each reporting date at fair value. Fair value movements are recognized in the other comprehensive income (OCI). However, the Group recognizes interest income, impairment losses & reversals and foreign exchange gain or loss in the P&L. On de-recognition of the asset, cumulative gain or loss previously recognised in OCI is reclassified from the equity to P&L. Interest earned whilst holding FVTOCI debt instrument is reported as interest income using the EIR method.

### FVTPL

FVTPL is a residual category for debt instruments. Any debt instrument, which does not meet the criteria for categorization as at amortized cost or as FVTOCI, is classified as at FVTPL.

Debt instruments included within the FVTPL category are measured at fair value with all changes recognized in the statement of Profit and Loss.

### Note - 5.2.5 Investment in Mutual Funds

The Group recognises the investment on trade date and is classified and measured, at fair value through profit or loss. Any gain/losses on disposal

or subsequent re-measurement is recognised in the statement of Profit and Loss.

### Note - 5.2.6 Equity instruments at FVOCI

The Group subsequently measures all equity investments at fair value through profit or loss, unless the Group's management has elected to classify irrevocably some of its equity investments as equity instruments at FVOCI, when such instruments meet the definition of definition of Equity under Ind AS 32 Financial Instruments: Presentation and are not held for trading. Such classification is determined on an instrument-by-instrument basis.

Gains and losses on these equity instruments are never recycled to profit or loss. Dividends are recognised in profit or loss as dividend income when the right of the payment has been established, except when the Group benefits from such proceeds as a recovery of part of the cost of the instrument, in which case, such gains are recorded in OCI. Equity instruments at FVOCI are not subject to an impairment assessment.

### Note - 5.2.7 Debt securities and other borrowed funds

After initial measurement, debt issued and other borrowed funds are subsequently measured at amortised cost. Amortised cost is calculated by taking into account any discount or premium on funds borrowed, and costs that are an integral part of the EIR.

### Note - 5.2.8 Undrawn loan commitments

Undrawn loan commitments are commitments under which, over the duration of the commitment, the Group is required to provide a loan with pre-specified terms to the customer. Undrawn loan commitments are in the scope of the Expected Credit Loss (ECL) requirements.

The nominal contractual value of undrawn loan commitments, where the loan agreed to be provided is on market terms, are not recorded in the balance sheet. The nominal values of these commitments together with the corresponding ECLs are disclosed in notes.

### Note - 5.2.9 Reclassification of financial assets and liabilities

The Group does not reclassify its financial assets subsequent to their initial recognition, apart from

## Notes to Consolidated Financial Statements

the exceptional circumstances in which the Group acquires, disposes of, or terminates a business line or changes the business model for managing those assets except where such sales are insignificant considering the size of the operations or exceptional situation for liquidating the assets in accordance with the Asset Liability Management policy of the Group. A change in the business model occurs when the Group either begins or ceases to perform an activity that is significant to its operations which is evident to external parties. If the Group reclassifies financial assets, it applies the reclassification prospectively from the reclassification date which is the first day of the immediately next reporting period following the change in business model. The Group does not restate any previously recognised gains, losses (including impairment gains or losses) or interest.

The Group did not reclassify any of its financial assets or liabilities in 2022-23 and 2021-22.

### Note - 5.3 Derecognition of financial assets and liabilities

#### Note - 5.3.1 Derecognition of financial assets due to substantial modification

The Group derecognises a financial asset, such as a loan to a customer, when the terms and conditions have been renegotiated to the extent that, substantially, it becomes a new loan, with the difference recognised as a derecognition gain or loss, to the extent that an impairment loss has not already been recorded. The newly recognised loans are classified as Stage 1 for ECL measurement purposes, unless the new loan is deemed to be POCI.

When assessing whether or not to derecognise a loan to a customer, amongst others, the Group considers the following factors:

- (i) Change in currency of the loan
- (ii) Introduction of an equity feature
- (iii) Change in counterparty

If the modification is such that the instrument would no longer meet the SPPI criterion.

If the modification does not result in cash flows that are substantially different, the modification does not result in derecognition. Based on the change in cash flows discounted at the original EIR, the Group

records a modification gain or loss, to the extent that an impairment loss has not already been recorded.

#### Note - 5.3.2 Derecognition of financial assets other than due to substantial modification

##### Note - 5.3.2.1 Financial assets

A financial asset (or, where applicable, a part of a financial asset or part of a group of similar financial assets) is derecognised when the rights to receive cash flows from the financial asset have expired. The Group also derecognises the financial asset if it has both transferred the financial asset and the transfer qualifies for derecognition.

The Group has transferred the financial asset if, and only if, either:

- (i) The Group has transferred its contractual rights to receive cash flows from the financial asset (or) it retains the rights to the cash flows, but has assumed an obligation to pay the received cash flows in full without material delay to a third party under a 'pass-through' arrangement.

Pass-through arrangements are transactions whereby the Group retains the contractual rights to receive the cash flows of a financial asset (the 'original asset'), but assumes a contractual obligation to pay those cash flows to one or more entities when all of the following three conditions are met:

- (ii) The Group has no obligation to pay amounts to the eventual recipients unless it has collected equivalent amounts from the original asset, excluding short-term advances with the right to full recovery of the amount lent plus accrued interest at market rates.
- (iii) The Group cannot sell or pledge the original asset other than as security to the eventual recipients.
- (iv) The Group has to remit any cash flows it collects on behalf of the eventual recipients without material delay. In addition, the Group is not entitled to reinvest such cash flows, except for investments in cash or cash equivalents including interest earned, during the period between the collection date and the date of required remittance to the eventual recipients.

## Notes to Consolidated Financial Statements

A transfer only qualifies for derecognition if either:

- (i) The Group has transferred substantially all the risks and rewards of the asset; or
- (ii) The Group has neither transferred nor retained substantially all the risks and rewards of the asset, but has transferred control of the asset.

The Group considers control to be transferred if and only if, the transferee has the practical ability to sell the asset in its entirety to an unrelated third party and is able to exercise that ability unilaterally and without imposing additional restrictions on the transfer.

When the Group has neither transferred nor retained substantially all the risks and rewards and has retained control of the asset, the asset continues to be recognised only to the extent of the Group's continuing involvement, in which case, the Group also recognises an associated liability. The transferred asset and the associated liability are measured on a basis that reflects the rights and obligations that the Group has retained.

Continuing involvement that takes the form of a guarantee over the transferred asset is measured at the lower of the original carrying amount of the asset and the maximum amount of consideration the Group could be required to pay.

In case where transfer of a part of financial assets qualifies for de-recognition, any difference between the proceeds received on such sale and the carrying value of the transferred asset is recognised as gain or loss on de-recognition of such financial asset previously carried under amortisation cost category. The resulting interest only strip initially is recognised at FVTPL.

### Note - 5.3.2.2 Financial liabilities

A financial liability is derecognised when the obligation under the liability is discharged, cancelled or expires. Where an existing financial liability is replaced by another from the same lender on substantially different terms, or the terms of an existing liability are substantially modified, such an exchange or modification is treated as a derecognition of the original liability and the recognition of a new liability. The difference between the carrying value of the original financial liability and the consideration paid is recognised in profit or loss.

### Note - 5.4 Impairment of financial assets

#### Note - 5.4.1 Overview of the ECL principles

The Group records allowance for expected credit losses for all loans, other debt financial assets not held at FVTPL, together with loan commitments, in this section all referred to as 'financial instruments'. Equity instruments are not subject to impairment under Ind AS 109.

The ECL allowance is based on the credit losses expected to arise over the life of the asset (the lifetime expected credit loss or LTECL), unless there has been no significant increase in credit risk since origination, in which case, the allowance is based on the 12 months' expected credit loss (12mECL) as outlined in these notes.

The 12mECL is the portion of LTECLs that represent the ECLs that result from default events on a financial instrument that are possible within the 12 months after the reporting date.

Both LTECLs and 12mECLs are calculated on either an individual basis or a collective basis, depending on the nature of the underlying portfolio of financial instruments.

The Group has established a policy to perform an assessment, at the end of each reporting period, of whether a financial instrument's credit risk has increased significantly since initial recognition, by considering the change in the risk of default occurring over the remaining life of the financial instrument.

Based on the above process, the Group categorises its loans into Stage 1, Stage 2 and Stage 3, as described below:

#### Stage 1:

When loans are first recognised, the Group recognises an allowance based on 12mECLs. Stage 1 loans also include facilities where the credit risk has improved and the loan has been reclassified from Stage 2.

#### Stage 2:

When a loan has shown a significant increase in credit risk since origination, the Group records an allowance for the LTECLs. Stage 2 loans also include facilities, where the credit risk has improved and the loan has been reclassified from Stage 3.

## Notes to Consolidated Financial Statements

### Stage 3:

Loans that has been credit-impaired are based on the following, for which it records an allowance for the LTECLs.

- (i) Contractual payments of either principal or interest are past due for more than 90 days;
- (ii) The loan is considered to be in default by the management.

### The calculation of ECLs

The Group calculates ECLs to measure the expected cash shortfalls, discounted at an approximation to the EIR. A cash shortfall is the difference between the cash flows that are due to an entity in accordance with the contract and the cash flows that the entity expects to receive.

The key elements of the ECL are summarised below:

#### PD:

The *Probability of Default* is an estimate of the likelihood of default over a given time horizon. A default may only happen at a certain time over the assessed period, if the facility has not been previously derecognised and is still in the portfolio.

#### EAD:

The *Exposure at Default* is an estimate of the exposure at a future default date (in case of Stage 1 and Stage 2), taking into account expected changes in the exposure after the reporting date, including repayments of principal and interest, whether scheduled by contract or otherwise, expected drawdowns on committed facilities, and accrued interest from missed payments. In case of Stage 3 loans EAD represents exposure when the default occurred.

#### LGD:

The *Loss Given Default* is an estimate of the loss arising in the case where a default occurs at a given time. It is based on the difference between the contractual cash flows due and those that the lender would expect to receive, including from the realisation of any collateral. It is usually expressed as a percentage of the EAD.

Impairment losses and releases are accounted for and disclosed separately from modification losses

or gains that are accounted for as an adjustment of the financial asset's gross carrying value.

The mechanics of the ECL method are summarised below:

### Stage 1:

The 12mECL is calculated as the portion of LTECLs that represent the ECLs that result from default events on a financial instrument that are possible within the 12 months after the reporting date. The Group calculates the 12mECL allowance based on the expectation of a default occurring in the 12 months following the reporting date. These expected 12-month default probabilities are applied to a forecast EAD and multiplied by the expected LGD and discounted by an approximation to the original EIR.

### Stage 2:

When a loan has shown a significant increase in credit risk since origination, the Group records an allowance for the LTECLs PDs and LGDs are estimated over the lifetime of the instrument. The expected cash shortfalls are discounted by an approximation to the original EIR.

### Stage 3:

For loans considered credit-impaired, the Group recognises the lifetime expected credit losses for these loans. The method is similar to that for Stage 2 assets, with the PD set at 100%.

### Loan commitment:

When estimating LTECLs for undrawn loan commitments, the Group estimates the expected portion of the loan commitment that will be drawn down over its expected life. The ECL is then based on the present value of the expected shortfalls in cash flows if the loan is drawn down. The expected cash shortfalls are discounted at an approximation to the expected EIR on the loan. For an undrawn loan commitment, ECLs are calculated and presented under provision.

### Note - 5.4.2 Forward looking information

The Group considers a broad range of forward looking information with reference to external forecasts of economic parameters such as GDP growth, unemployment rates etc., as considered

## Notes to Consolidated Financial Statements

relevant so as to determine the impact of macro-economic factors on the Group's ECL estimates.

The inputs and models used for calculating ECLs are recalibrated periodically through the use of available incremental and recent information. Further, internal estimates of PD, LGD rates used in the ECL model may not always capture all the characteristics of the market / external environment as at the date of the financial statements. To reflect this, qualitative adjustments or overlays are made as temporary adjustments to reflect the emerging risks reasonably.

### Note - 5.5 Collateral repossessed

In connection with recovery of outstanding dues from borrowers, the Group from time to time and in the normal course of business, resorts to regular repossession of collateral provided against vehicle loans and in certain cases, also exercises its right over property through legal procedures which include seizure of the property (wherever applicable). Such assets repossessed are not used for the internal operations. As per the Group's accounting policy, repossessed assets are not recorded in the balance sheet, and instead their estimated realisable value is considered in determining the ECL allowance for the related Stage 3 financial assets.

### Note - 5.6 Write-offs

Financial assets are written off either partially or in their entirety only when the Group has no reasonable expectation of recovery. If the amount to be written off is greater than the accumulated loss allowance, the difference is recorded as an expense in the period of write off. Any subsequent recoveries are credited to consolidated statement of profit and loss.

### Note - 5.7 Restructured, rescheduled and modified loans

The Group sometimes makes concessions or modifications to the original terms of loans such as changing the instalment value or changing the tenor of the loan, as a response to the borrower's request. The Group considers the modification of the loan only before the loans gets credit impaired.

When the loan has been renegotiated or modified but not derecognised, the Group also reassesses whether there has been a significant increase in

credit risk. The Group also considers whether the assets should be classified as Stage 3. Once an asset has been classified as restructured, it will remain restructured for a period of year from the date on which it has been restructured.

Loans which have been renegotiated or modified in accordance with RBI Notifications - RBI/2020-21/16 DOR.No.BP.BC/3/21.04.048/2020-21- Resolution Framework for COVID-19 related Stress and RBI/2020-21/17 DOR.No.BP.BC/4/21.04.048/2020-21- Micro, Small and Medium Enterprises (MSME) sector – Restructuring of Advances have been classified as Stage 2 due to significant increase in credit risk.

### Note - 5.8 Insurance Contracts

#### Note - 5.8.1 Determination of Insurance contract

Insurance contracts are those contracts where the Group (the insurer) has accepted significant insurance risk from another party (the policyholders) by agreeing to compensate the policyholders if a specified uncertain future event (the insured event) adversely affects the policyholders. As a general guideline, the Group determines whether it has significant insurance risk, by comparing benefits payable after an insured event with benefits payable if the insured event did not occur.

Once a contract has been classified as an insurance contract, it remains an insurance contract for the remainder of its lifetime, even if the insurance risk reduces significantly during this period, unless all rights and obligations are extinguished or expire.

#### Note - 5.8.2 Revenue Recognition

##### Gross premiums

- (i) Premium (net of GST/service tax) is recognised as income on assumption of risk covered as per the terms of the policy, after adjusting for unexpired risk at each contract entered into with the customer. Any cancellations or changes in premium are accounted for in the period in which they occur.
- (ii) Unearned premiums are those proportions of premiums written in a year that relate to periods of risk after the reporting date. Unearned premiums are calculated on a daily pro rata basis.

## Notes to Consolidated Financial Statements

The proportion attributable to subsequent periods is deferred as a provision for unearned premiums.

### Reinsurance ceded and Commission received on reinsurance

- (i) Reinsurance premium ceded is accounted in the year of commencement of risk in accordance with the treaty arrangements with the reinsurers. In case of re-insurance contracts of long-term policies, cession is accounted for the proportionate period to which reinsurance cover is provided as per the treaty. Any related reinsurance cost is recognised when incurred and included in the premium on reinsurance ceded.
- (ii) Unearned reinsurance premiums are those proportions of premiums ceded in a year that relate to periods of risk after the reporting date. Unearned reinsurance premiums are deferred over the term of the underlying direct insurance policies.
- (iii) Reinsurance premiums and claims have been presented as negative items within premiums and net benefits and claims, respectively, because this is consistent with how the business is managed.
- (iv) Commission on reinsurance ceded (including for long term policies) is recognised as income on ceding of reinsurance premium. In case of treaties having sliding scale commission, initial recognition would be as per treaty terms and the same is reviewed as at each reporting period. Profit commission under reinsurance treaties wherever applicable, is accrued based on the computation as per their treaty terms and the same is included in Commission on reinsurance ceded.

### Note - 5.8.3 Benefits and claims

#### Gross benefits and claims

General insurance claims include all claims occurring during the year, whether reported or not, related internal and external claims handling costs that are directly related to the processing and settlement of claims, a reduction for the value of salvage and other recoveries, and any adjustments to claims outstanding from previous years.

### Reinsurance claims

Reinsurance claims are recognised when the related gross insurance claim is recognised according to the terms of the relevant contract.

### Reinsurance Recovery:

Reinsurance Recovery is recognised for all insurance contract liabilities based on contractual agreements with the re-insurer.

### Note - 5.8.4 Insurance Contract Acquisition costs

Direct costs relating to acquisition of new / renewal of insurance contracts are expensed in the year in which they are incurred.

### Note - 5.8.5 Insurance contract liabilities

Insurance contract liabilities include the outstanding claims provision, the provision for unearned premium and the provision for premium deficiency. The outstanding claims provision is based on the estimated ultimate cost of all claims incurred but not settled at the reporting date, whether reported or not, together with related claims handling costs and a reduction for the expected value of salvage and other recoveries. Delays can be experienced in the notification and settlement of certain types of claims. Therefore, the ultimate cost of these cannot be known with certainty at the reporting date. The liability is calculated at the reporting date using a range of standard actuarial claim projection techniques based on directives/regulations applicable to actuaries issued by Insurance Regulatory Development Authority (IRDA) time to time. The liability is not discounted for the time value of money as per IRDA regulations. The liabilities are derecognised when the obligation to pay a claim is discharged or is repudiated.

The provision for unearned premiums represents that portion of premiums received or receivable that relates to risks that have not yet expired at the reporting date. The provision is recognised when contracts are entered into and premiums are charged, and is brought to account as premium income over the term of the contract in accordance with the pattern of insurance service provided under the contract.

At each reporting date, the Company reviews its unexpired risk and a liability adequacy test is



## Notes to Consolidated Financial Statements

performed in accordance with the requirements of Ind AS 104 'Insurance Contracts' to determine whether there is any overall excess of expected claims and expenses of management including deferred acquisition costs over unearned premiums. This calculation uses current estimates of future contractual cash flows after taking account of the investment return expected to arise on assets relating to the relevant non-life insurance technical provisions. If these estimates show that the carrying amount of the unearned premiums (less related prepaid expenses) is inadequate, the deficiency is recognised in the statement of profit or loss by setting up a provision for premium deficiency.

The main assumption underlying claim projection techniques is that the past claims development experience can be used to project future claims development and hence ultimate claim costs. As such, these methods extrapolate the development of paid and incurred losses to calculate the expected ultimate claim cost.

### Note - 5.8.6 Reinsurance ceded to reinsurance counterparties

The Company cedes insurance risk in the normal course of business for all of its businesses. Reinsurance assets represent balances due from reinsurance companies. Amounts recoverable from reinsurers are estimated in a manner consistent with the outstanding claims provision or settled claims associated with the reinsurer's policies and are in accordance with the related reinsurance contract.

Reinsurance assets are reviewed for impairment at each reporting date, or more frequently, when an indication of impairment arises during the reporting period. Impairment occurs when there is objective evidence as a result of an event that occurred after initial recognition of the reinsurance asset that the Company may not receive all outstanding amounts due under the terms of the contract and the event has a reliably measurable impact on the amounts that the Company will receive from the reinsurer. The impairment loss is recorded in the statement of profit or loss.

Ceded reinsurance arrangements do not relieve the Company from its obligations to policyholders.

### Note - 5.8.7 Insurance Receivables

Insurance receivables are recognised when due and measured on initial recognition at the fair value of

the consideration receivable. Subsequent to initial recognition, insurance receivables are measured at amortised cost. The carrying value of insurance receivables is reviewed for impairment whenever events or circumstances indicate that the carrying amount may not be recoverable, with the impairment loss recorded in the statement of profit or loss.

### Note - 5.8.8 Insurance Payables

Insurance payables are recognised when due and measured on initial recognition at the fair value of the consideration received less directly attributable transaction costs. Subsequent to initial recognition, they are measured at amortised cost using EIR method.

### Note - 5.8.9 Reinsurance off-setting

Reinsurance assets and income or expense from reinsurance contracts are not offset against related insurance liabilities and the expense or income from the related insurance contracts, respectively.

### Note - 5.8.10 Terrorism and Nuclear Pool

Premium received from customers on account of Terrorism cover and towards Nuclear policies has been ceded to General Insurance Corporation of India (GIC) Terrorism Pool and Nuclear Pool Account. The Group's share in the Terrorism Pool Account and Nuclear Pool Account with GIC, based on the statements of account received during the current year for the period up to December 31, 2022 and September 30, 2022 respectively.

The resultant surplus/ deficit is reflected as RI Receivable/ Payable on Terrorism and Nuclear Pool. The Group's share in the Terrorism Pool Account with GIC for the period January 1, 2023 to March 31, 2023 will be accounted on receipt of the relevant statements of account from GIC. The Company's share in the Nuclear Pool Account with GIC for the period October 1, 2022 to March 31, 2023 will be accounted on receipt of the relevant statements of account from GIC.

### Note - 5.9 Derivative and Hedge accounting

Derivatives are only used for economic hedging purposes and not as speculative investments. However, where derivatives do not meet the hedge accounting criteria, they are classified as 'held for trading' for accounting purposes and are accounted for at FVPL.

## Notes to Consolidated Financial Statements

Derivatives are initially recognised at fair value at the date a derivative contract is entered into and are subsequently remeasured to their fair value at each balance sheet date. The resulting gain/loss is recognised in profit or loss immediately unless the derivative is designated and is effective as a hedging instrument, in which event the timing of the recognition in profit or loss depends on the nature of the hedge relationship.

The Group makes use of derivative instruments to manage exposures to interest rate and foreign currency. In order to manage particular risks, the Group applies hedge accounting for transactions that meet specified criteria.

At the inception of a hedge relationship, the Group formally designates and documents the hedge relationship to which the Group wishes to apply hedge accounting and the risk management objective and strategy for undertaking the hedge. The documentation includes the Group's risk management objective and strategy for undertaking hedge, the hedging/ economic relationship, the hedged item or transaction, the nature of the risk being hedged, hedge ratio and how the entity will assess the effectiveness of changes in the hedging instrument's fair value in offsetting the exposure to changes in the hedged item's fair value or cash flows attributable to the hedged risk. Such hedges are expected to be highly effective in achieving offsetting changes in fair value or cash flows and are assessed on an ongoing basis to determine that they actually have been highly effective throughout the financial reporting periods for which they were designated.

Hedges that meet the strict criteria for hedge accounting are accounted for, as described below:

### Note - 5.9.1 Cash flow hedges

A cash flow hedge is a hedge of the exposure to variability in cash flows that is attributable to a particular risk associated with a recognised asset or liability (such as all or some future interest payments on variable rate debt) or a highly probable forecast transaction and could affect profit or loss.

For designated and qualifying cash flow hedges, the effective portion of the cumulative gain or loss on the hedging instrument is initially recognised directly in OCI within equity (cash flow hedge reserve).

The ineffective portion of the gain or loss on the hedging instrument is recognised immediately in net gain/loss on fair value changes in the profit and loss statement.

When the hedged cash flow affects the statement of profit and loss, the effective portion of the gain or loss on the hedging instrument is recorded in the corresponding income or expense line of the statement of profit and loss. When the forecast transaction subsequently results in the recognition of a non-financial asset or a non-financial liability, the gains and losses previously recognised in OCI are reversed and included in the initial cost of the asset or liability.

When a hedging instrument expires, is sold, terminated, exercised, or when a hedge no longer meets the criteria for hedge accounting, any cumulative gain or loss that has been recognised in OCI at that time remains in OCI and is recognised when the hedged forecast transaction is ultimately recognised in the statement of profit and loss. When a forecast transaction is no longer expected to occur, the cumulative gain or loss that was reported in OCI is immediately transferred to the statement of profit and loss.

### Note - 5.10 Recognition of interest income

#### The effective interest rate method

Under Ind AS 109 interest income is recorded using the effective interest rate ('EIR') method for all financial instruments measured at amortised cost. The EIR is the rate that exactly discounts estimated future cash receipts through the expected life of the financial instrument or, when appropriate, to the net carrying amount of the financial asset.

#### Interest Income

The EIR (and therefore, the amortised cost of the asset) is calculated by taking into account the fees and costs that are an integral part of the EIR. The Group recognises interest income using a rate of return that represents the best estimate of a constant rate of return over the life of the loan. For credit-impaired financial assets interest income is calculated by applying the EIR to the amortised cost of the credit-impaired financial assets (i.e. the gross carrying amount less the allowance for expected credit losses)

## Notes to Consolidated Financial Statements

### Note - 5.11 Taxes

#### Note - 5.11.1 Current Tax

Current tax assets and liabilities for the current and prior years are measured at the amount expected to be recovered from, or paid to, the taxation authorities. The tax rates and tax laws used to compute the amount are those that are enacted, or substantively enacted, by the reporting date in the countries where the Group operates and generates taxable income.

Current income tax relating to items recognised outside profit or loss is recognised outside profit or loss (either in other comprehensive income or in equity). Current tax items are recognised in correlation to the underlying transaction either in OCI or directly in equity. Management periodically evaluates positions taken in the tax returns with respect to situations in which applicable tax regulations are subject to interpretation and establishes provisions where appropriate.

#### Note - 5.11.2 Deferred Tax

Deferred tax is provided on temporary differences at the reporting date between the tax bases of assets and liabilities and their carrying amounts for financial reporting purposes.

Deferred tax liabilities are recognised for all taxable temporary differences, except in respect of taxable temporary differences associated with investments in subsidiaries, and interest in joint venture where the timing of the reversal of the temporary differences can be controlled and it is probable that the temporary differences will not reverse in the foreseeable future

Deferred tax assets are recognised for all deductible temporary differences, the carry forward of unused tax credits and any unused tax losses. Deferred tax assets are recognised to the extent that it is probable that taxable profit will be available against which the deductible temporary differences, and the carry forward of unused tax credits and unused tax losses can be utilised, except:

- (i) When the deferred tax asset relating to the deductible temporary difference arises from the initial recognition of an asset or liability in a transaction that is not a business combination and, at the time of the transaction, affects

neither the accounting profit nor taxable profit or loss

- (ii) In respect of deductible temporary differences associated with investments in subsidiaries, associates and interests in joint ventures, deferred tax assets are recognised only to the extent that it is probable that the temporary differences will reverse in the foreseeable future and taxable profit will be available against which the temporary differences can be utilised

The carrying amount of deferred tax assets is reviewed at each reporting date and reduced to the extent that it is no longer probable that sufficient taxable profit will be available to allow all or part of the deferred tax asset to be utilised. Unrecognised deferred tax assets are re-assessed at each reporting date and are recognised to the extent that it has become probable that future taxable profits will allow the deferred tax asset to be recovered.

Deferred tax assets and liabilities are measured at the tax rates that are expected to apply in the year when the asset is realised or the liability is settled, based on tax rates (and tax laws) that have been enacted or substantively enacted at the reporting date. Deferred tax relating to items recognised outside profit or loss is recognised outside profit or loss (either in other comprehensive income or in equity). Deferred tax items are recognised in correlation to the underlying transaction either in OCI or directly in equity.

Deferred tax assets and deferred tax liabilities are offset if a legally enforceable right exists to set off current tax assets against current tax liabilities and the deferred taxes relate to the same taxable entity and the same taxation authority.

#### Note - 5.11.3 Minimum Alternate Tax (MAT)

Minimum alternate tax (MAT) paid in a year is charged to the statement of profit and loss as current tax for the year. The deferred tax asset is recognised for MAT credit available only to the extent that it is probable that the concerned company will pay normal income tax during the specified period, i.e., the period for which MAT credit is allowed to be carried forward. In the year in which the Group recognizes MAT credit as an asset, it is created by way of credit to the statement of profit and loss and

## Notes to Consolidated Financial Statements

shown as part of deferred tax asset. The Group reviews the “MAT credit entitlement” asset at each reporting date and writes down the asset to the extent that it is no longer probable that it will pay normal tax during the specified period.

### Note - 5.12 Investment Property

Investment property represents property held to earn rentals or for capital appreciation or both.

Investment properties are measured initially at cost, including transaction costs. Subsequent to initial recognition, investment properties are stated at cost less accumulated depreciation and accumulated impairment loss, if any.

Depreciation on building classified as investment property has been provided on the straight-line method over a period of 60 years based on the Group’s estimate of their useful lives taking into consideration technical factors, which is the same as the period prescribed in Schedule II to the Companies Act 2013.

Though the Group measures investment property using cost based measurement, the fair value of investment property is disclosed in the notes. Fair values are determined based on an annual evaluation performed by an external independent valuer applying valuation models.

Investment properties are derecognised either when they have been disposed off or when they are permanently withdrawn from use and no future economic benefit is expected from their disposal. The difference between the net disposal proceeds and the carrying amount of the asset is recognised in the statement of profit and loss in the period of derecognition.

### Note - 5.13 Property, plant and equipment

Property, plant and equipment is stated at cost excluding the costs of day-to-day servicing, less accumulated depreciation and accumulated impairment in value. Changes in the expected useful life are accounted for by changing the amortisation period or methodology, as appropriate, and treated as changes in accounting estimates.

Depreciation is calculated using the straight-line method to write down the cost of property

and equipment to their residual values over their estimated useful lives which is similar to those provided under Schedule II. Land is not depreciated.

Asset description	Estimated Useful Life
Buildings	60 years
Computer Equipment	3 years
Other Equipment	5 years
Leasehold improvements	Lease period or 5 years whichever is lower

Useful life of assets based on Management’s estimation and which are different from those specified in schedule II.

Asset description	Estimated Useful Life
Server *	3 years
Furniture and Fixtures *	5 years
Vehicles *	5 years
Other Equipment *	5 years
Membership card of stock exchanges *	10 years
Electrical Equipment *	4 years

\*The Group, based on technical assessment made by technical expert and management estimate, depreciates Furniture & Fixtures and Vehicles over estimated useful lives which are different from the useful life prescribed in Schedule II to the Companies Act, 2013.

The residual values, useful lives and methods of depreciation of property, plant and equipment are reviewed at each financial year end and adjusted prospectively, if appropriate.

Assets individually costing less than or equal to ₹5,000 are fully depreciated in the year of acquisition.

Property plant and equipment is derecognised on disposal or when no future economic benefits are expected from its use. Any gain or loss arising on derecognition of the asset (calculated as the difference between the net disposal proceeds and the carrying amount of the asset) is recognised in other income / expense in the statement of profit and loss in the year the asset is derecognised. The date of disposal of an item of property, plant and equipment is the date the recipient obtains control of that item in accordance with the requirements for determining when a performance obligation is satisfied in Ind AS 115.

## Notes to Consolidated Financial Statements

Right-of-use assets are depreciated from the commencement date on a straight-line basis over the shorter of the lease term and useful life of the underlying asset.

### Note - 5.14 Intangible Assets

The Group's intangible assets mainly include the value of computer software. An intangible asset is recognised only when its cost can be measured reliably and it is probable that the expected future economic benefits that are attributable to it will flow to the Group. Intangible assets acquired separately are measured on initial recognition at cost. Subsequently, they are carried at cost less accumulated amortisation and impairment losses if any, and are amortised over their estimated useful life on the straight line basis over a 3 year period or the license period whichever is lower. The carrying amount of the assets is reviewed at each Balance sheet date to ascertain impairment based on internal or external factors. Impairment is recognised, if the carrying value exceeds the higher of the net selling price of the assets and its value in use.

### Note - 5.15 Impairment of non-financial assets

The Group assesses, at each reporting date, whether there is an indication that an asset may be impaired. If any indication exists, or when annual impairment testing for an asset is required, the Group estimates the asset's recoverable amount. An asset's recoverable amount is the higher of an asset's or cash-generating unit's (CGU) fair value less costs of disposal and its value in use. Recoverable amount is determined for an individual asset, unless the asset does not generate cash inflows that are largely independent of those from other assets or Group of assets. When the carrying amount of an asset or CGU exceeds its recoverable amount, the asset is considered impaired and is written down to its recoverable amount.

In assessing value in use, the estimated future cash flows are discounted to their present value using a pre-tax discount rate that reflects current market assessments of the time value of money and the risks specific to the asset. In determining fair value less costs of disposal, recent market transactions are taken into account. If no such transactions can be identified, an appropriate valuation model is used.

These calculations are corroborated by valuation multiples, quoted share prices for publicly traded companies or other available fair value indicators.

The Group bases its impairment calculation on detailed budgets and forecast calculations, which are prepared separately for each of the Group's CGUs to which the individual assets are allocated. These budgets and forecast calculations generally cover a period of five years. For longer periods, a long-term growth rate is calculated and applied to project future cash flows after the fifth year. To estimate cash flow projections beyond periods covered by the most recent budgets/forecasts, the Group extrapolates cash flow projections in the budget using a steady or declining growth rate for subsequent years, unless an increasing rate can be justified. In any case, this growth rate does not exceed the long-term average growth rate for the products, industries, or country or countries in which the entity operates, or for the market in which the asset is used.

Impairment losses of continuing operations, are recognised in the statement of profit and loss.

For assets excluding goodwill, an assessment is made at each reporting date to determine whether there is an indication that previously recognised impairment losses no longer exist or have decreased. If such indication exists, the Group estimates the asset's or CGU's recoverable amount. A previously recognised impairment loss is reversed only if there has been a change in the assumptions used to determine the asset's recoverable amount since the last impairment loss was recognised. The reversal is limited so that the carrying amount of the asset does not exceed its recoverable amount, nor exceed the carrying amount that would have been determined, net of depreciation, had no impairment loss been recognised for the asset in prior years. Such reversal is recognised in the statement of profit or loss unless the asset is carried at a revalued amount, in which case, the reversal is treated as a revaluation increase.

Goodwill is tested for impairment annually and when circumstances indicate that the carrying value may be impaired. Impairment is determined for goodwill by assessing the recoverable amount of each CGU (or group of CGUs) to which the goodwill relates.

## Notes to Consolidated Financial Statements

When the recoverable amount of the CGU is less than its carrying amount, an impairment loss is recognised. Impairment losses relating to goodwill cannot be reversed in future periods.

Intangible assets with indefinite useful lives are tested for impairment annually at the CGU level, as appropriate, and when circumstances indicate that the carrying value may be impaired.

### Note - 5.16 Employee benefits

#### (i) Short-term obligations

Liabilities for wages and salaries, including non-monetary benefits that are expected to be settled wholly within 12 months after the end of the period in which the employees render the related service are recognised in respect of employees' services up to the end of the reporting period and are measured at the amounts expected to be paid when the liabilities are settled. The liabilities are presented as employee benefit obligations in the balance sheet.

#### (ii) Post-employment obligations

The Group operates the following post-employment schemes:

- (a) defined contribution plans such as provident fund
- (b) defined benefit plans such as gratuity, pension, post-employment medical plans

Retirement benefit in the form of provident fund is a defined contribution scheme. The Group has no obligation, other than the contribution payable to the provident fund. The Group recognises contribution payable to the provident fund scheme as an expense, when an employee renders the related service. If the contribution payable to the scheme for service received before the balance sheet date exceeds the contribution already paid, the deficit payable to the scheme is recognised as a liability after deducting the contribution already paid. If the contribution already paid exceeds the contribution due for services received before the balance sheet date, then excess is recognised as an asset to the extent that the pre-payment will lead to, for example, a reduction in future payment or a cash refund.

**Employees' State Insurance:** The Group contributes to Employees State Insurance Scheme and recognizes such contribution as an expense in the Statement of Profit and Loss in the period when services are rendered by the employees.

**Superannuation:** The Group contributes a sum equivalent to 15% of eligible employees' salary to a Superannuation Fund administered by trustees and managed by Life Insurance Corporation of India ("LIC"). The Group has no liability for future Superannuation Fund benefits other than its contribution and recognizes such contributions as an expense in the Statement of Profit and Loss in the period when services are rendered by the employees.

The Group makes contribution to a Gratuity Fund administered by trustees and managed by LIC. The Group accounts its liability for future gratuity benefits based on actuarial valuation, as at the Balance Sheet date, determined every year by an independent actuary using the Projected Unit Credit method.

Re-measurements, comprising of actuarial gains and losses, the effect of the asset ceiling, excluding amounts included in net interest on the net defined benefit liability and the return on plan assets are recognised immediately in the balance sheet with a corresponding debit or credit to retained earnings through OCI in the period in which they occur. Re-measurements are not reclassified to profit or loss in subsequent periods.

Past service costs are recognised in profit or loss on the earlier of:

- (i) The date of the plan amendment or curtailment, and
- (ii) The date that the Group recognises related restructuring costs

Net interest is calculated by applying the discount rate to the net defined benefit liability or asset. The Group recognises the following changes in the net defined benefit obligation as an expense in the consolidated statement of profit and loss:

- (i) Service costs comprising current service costs, past-service costs, gains and losses on curtailments and non-routine settlements; and
- (ii) Net interest expense or income.

## Notes to Consolidated Financial Statements

### Note - 5.17 Share Based Payments

Stock options are granted to the employees under the stock option scheme. The costs of stock options granted to the employees (equity-settled awards) of the Group are measured at the fair value of the equity instruments granted. For each stock option, the measurement of fair value is performed on the grant date. The grant date is the date on which the Group and the employees agree to the stock option scheme. The fair value so determined is revised only if the stock option scheme is modified in a manner that is beneficial to the employees.

This cost is recognised, together with a corresponding increase in share-based payment (SBP) reserves/ stock options outstanding account in equity, over the period in which the performance and/or service conditions are fulfilled, in employee benefits expense. The cumulative expense recognised for equity-settled transactions at each reporting date until the vesting date reflects the extent to which the vesting period has expired and the Group's best estimate of the number of equity instruments that will ultimately vest. The statement of profit and loss expense or credit for a period represents the movement in cumulative expense recognised as at the beginning and end of that period and is recognised in employee benefits expense.

The dilutive effect of outstanding options is reflected as additional share dilution in the computation of diluted earnings per share.

If the options vests in instalments (i.e. the options vest pro rata over the service period), then each instalment is treated as a separate share option grant because each instalment has a different vesting period.

### Note - 5.18 Provisions

Provisions are recognised when the Group has a present obligation (legal or constructive) as a result of past events, and it is probable that an outflow of resources embodying economic benefits will be required to settle the obligation, and a reliable estimate can be made of the amount of the obligation. When the effect of the time value of money is material, the Group determines the level of provision by discounting the expected cash flows at a pre-tax rate reflecting the current rates specific to

the liability. The expense relating to any provision is presented in the statement of profit and loss net of any reimbursement.

### Note - 5.19 Dividends on ordinary shares

The Group recognises a liability to make cash distributions to equity holders of the Parent when the distribution is authorised and the distribution is no longer at the discretion of the Group. As per the Companies Act, 2013, in India, a distribution is authorised when it is approved by the shareholders. A corresponding amount is recognised directly in equity.

### Note - 5.20 Determination of Fair value

The Group measures financial instruments, such as, derivatives at fair value at each balance sheet date.

Fair value is the price that would be received to sell an asset or paid to transfer a liability in an orderly transaction between market participants at the measurement date. The fair value measurement is based on the presumption that the transaction to sell the asset or transfer the liability takes place either:

- (i) In the principal market for the asset or liability, or
- (ii) In the absence of a principal market, in the most advantageous market for the asset or liability

The principal or the most advantageous market must be accessible by the Group.

The fair value of an asset or a liability is measured using the assumptions that market participants would use when pricing the asset or liability, assuming that market participants act in their economic best interest.

A fair value measurement of a non-financial asset takes into account a market participant's ability to generate economic benefits by using the asset in its highest and best use or by selling it to another market participant that would use the asset in its highest and best use.

The Group uses valuation techniques that are appropriate in the circumstances and for which sufficient data are available to measure fair value, maximising the use of relevant observable inputs and minimising the use of unobservable inputs.

## Notes to Consolidated Financial Statements

In order to show how fair values have been derived, financial instruments are classified based on a hierarchy of valuation techniques, as summarised below:

**Level 1 financial instruments** – Those where the inputs used in the valuation are unadjusted quoted prices from active markets for identical assets or liabilities that the Group has access to at the measurement date. The Group considers markets as active only if there are sufficient trading activities with regards to the volume and liquidity of the identical assets or liabilities and when there are binding and exercisable price quotes available on the balance sheet date.

**Level 2 financial instruments** – Those where the inputs that are used for valuation and are significant, are derived from directly or indirectly observable market data available over the entire period of the instrument's life. Such inputs include quoted prices for similar assets or liabilities in active markets, quoted prices for identical instruments in inactive markets and observable inputs other than quoted prices such as interest rates and yield curves, implied volatilities, and credit spreads. In addition, adjustments may be required for the condition or location of the asset or the extent to which it relates to items that are comparable to the valued instrument. However, if such adjustments are based on unobservable inputs which are significant to the entire measurement, the Group will classify the instruments as Level 3.

**Level 3 financial instruments** – Those that include one or more unobservable input that is significant to the measurement as whole.

For assets and liabilities that are recognised in the financial statements on a recurring basis, the Group determines whether transfers have occurred between levels in the hierarchy by re-assessing categorisation (based on the lowest level input that is significant to the fair value measurement as a whole) at the end of each reporting period.

The Group evaluates the levelling at each reporting period on an instrument-by-instrument basis and reclassifies instruments when necessary based on the facts at the end of the reporting period.

### Note - 5.21 Recognition of Income

Revenue (other than for those items to which Ind AS 109 Financial Instruments are applicable) is

measured at fair value of the consideration received or receivable.

The Group recognises revenue from contracts with customers based on a five step model as set out in Ind 115:

**Step 1:** Identify contract(s) with a customer: A contract is defined as an agreement between two or more parties that creates enforceable rights and obligations and sets out the criteria for every contract that must be met.

**Step 2:** Identify performance obligations in the contract: A performance obligation is a promise in a contract with a customer to transfer a good or service to the customer.

**Step 3:** Determine the transaction price: The transaction price is the amount of consideration to which the Group expects to be entitled in exchange for transferring promised goods or services to a customer, excluding amounts collected on behalf of third parties.

**Step 4:** Allocate the transaction price to the performance obligations in the contract: For a contract that has more than one performance obligation, the Group allocates the transaction price to each performance obligation in an amount that depicts the amount of consideration to which the Group expects to be entitled in exchange for satisfying each performance obligation.

**Step 5:** Recognise revenue when (or as) the Group satisfies a performance obligation.

Also refer 5.8.2 for revenue recognition on insurance contracts and 5.10 for recognition of interest income.

### Note - 5.21.1 Interest on overdue balances and Other Charges

Overdue interest in respect of loans is recognised upon realisation.

### Note - 5.21.2 Service Income

- (i) Fee income from loans are recognised upon satisfaction of following:
  - a. Completion of service and
  - b. Certainty over realisation of the fee income.



## Notes to Consolidated Financial Statements

- (ii) Servicing and collections fees on assignment are recognised upon completion of service.
- (iii) Advertising income is recognised over the contract period as and when related services are rendered.
- (iv) Revenue from contract with customer is recognised point in time when performance obligation is satisfied (when the trade is executed). These include brokerage fees which is charged per transaction executed.
- (v) Insurance contract policyholders are charged for policy administration services, investment management services, surrenders and other contract fees. These fees are recognised as revenue over the period in which the related services are performed. If the fees are for services provided in future periods, then they are deferred and recognised over those future periods based on completion of such service.

### Note - 5.21.3 Contract Balances

#### Contract assets

A contract asset is the right to consideration in exchange for services transferred to the customer. If the Group performs by transferring services to a customer before the customer pays consideration or before payment is due, a contract asset is recognised for the earned consideration that is conditional.

#### Contract liabilities

A contract liability is the obligation to transfer services to a customer for which the Group has received consideration (or an amount of consideration is due) from the customer. If a customer pays consideration before the Group transfers services to the customer, a contract liability is recognised when the payment is made or the payment is due (whichever is earlier). Contract liabilities are recognised as revenue when the Group performs under the contract.

### Note - 5.21.4 Dividend Income

Dividend income (including from FVOCI investments) is recognised when the Group's right to receive the payment is established and it is probable that the economic benefits associated with the dividend will flow to the entity and the amount of the dividend

can be measured reliably. This is generally when the shareholders approve the dividend.

### Note - 5.22 Input Tax credit (Goods and Service Tax)

Input Tax Credit is accounted for in the books in the period when the underlying service / supply received is accounted, and when there is no uncertainty in availing / utilising the same. In certain circumstances, the Group can avail 50% of the input credit as per the applicable regulatory requirement hence it expenses off the balance 50% to the respective expense.

### Note - 5.23 Foreign Currency transactions

The Group's financial statements are presented in Indian Rupees (INR) which is also the Group's functional currency.

Transactions in foreign currencies are initially recorded by the Group at their respective functional currency spot rates at the date the transaction first qualifies for recognition.

Income and expenses in foreign currencies are initially recorded by the Group at the exchange rates prevailing on the date of the transaction.

Foreign currency denominated monetary assets and liabilities are translated at the functional currency spot rates of exchange at the reporting date and exchange gains and losses arising on settlement and restatement are recognized in the statement of profit and loss.

Non-monetary items that are measured in terms of historical cost in a foreign currency are translated using the exchange rates at the dates of the initial transactions. Non-monetary items measured at fair value in a foreign currency are translated using the exchange rates at the date when the fair value is determined. The gain or loss arising on translation of non-monetary items measured at fair value is treated in line with the recognition of the gain or loss on the change in fair value of the item (i.e., translation differences on items whose fair value gain or loss is recognized in OCI or profit or loss are also recognized in OCI or profit or loss, respectively).

### Note - 5.24 Earnings Per Share

Basic Earnings Per Share is calculated by dividing the net profit or loss for the period attributable

## Notes to Consolidated Financial Statements

to equity shareholders by the weighted average number of equity shares outstanding during the period.

The weighted average number of equity shares outstanding during the period and for all periods presented is adjusted for events, such as bonus shares, other than the conversion of potential equity shares, that have changed the number of equity shares outstanding, without a corresponding change in resources. For the purpose of calculating diluted earnings per share, the net profit or loss for the period attributable to equity shareholders and the weighted average number of shares outstanding during the period is adjusted for the effects of all dilutive potential equity shares.

### Note - 5.25 Segment Information

The accounting policies adopted for Segment reporting are in line with the accounting policies of the Group with the following additional policies:

Revenue and expenses have been identified to segments on the basis of their relationship to the operating activities of the Segment. Revenue and expenses, which relate to the enterprise as a whole and are not allocable to Segments on a reasonable basis have been included under "Un-allocable".

Assets and liabilities have been identified to segments on the basis of their relationship to the operating activities of the segment. Assets and liabilities, which relate to the enterprise as a whole and are not allocable to segments on a reasonable basis have been included under "Un-allocable".

### Note - 5.26 Cash and Cash equivalents

Cash and cash equivalent in the balance sheet comprise cash at banks and on hand and short-term deposits with an original maturity of three months or less, which are subject to an insignificant risk of changes in value.

### Note - 5.27 Cash Flow Statement

Cash flows are reported using the indirect method, where by profit / (loss) before tax is adjusted for the effects of transactions of non-cash nature and any deferrals or accruals of past or future cash receipts or payments. For the purpose of the Statement of Cash Flows, cash and cash equivalents as defined

above, net of outstanding bank overdrafts as they are considered an integral part of cash management of the Group.

### Note - 5.28 Leases

The Group assesses at contract inception whether a contract is, or contains, a lease. That is, if the contract conveys the right to control the use of an identified asset for a period of time in exchange for consideration.

#### Company as a lessee

The Group applies a single recognition and measurement approach for all leases, except for short-term leases. The Group recognises lease liabilities to make lease payments and right-of-use assets representing the right to use the underlying assets.

#### a. Right-of-use assets

The Group recognises right-of-use assets at the commencement date of the lease (i.e., the date the underlying asset is available for use). Right-of-use assets are measured at cost, less any accumulated depreciation and impairment losses, and adjusted for any remeasurement of lease liabilities. The cost of right-of-use assets includes the amount of lease liabilities recognised, initial direct costs incurred, and lease payments made at or before the commencement date less any lease incentives received. Right-of-use assets are depreciated on a straight-line basis over the shorter of the lease term and the estimated useful lives of the assets. The right-of-use assets are also subject to impairment.

#### b. Lease Liabilities

At the commencement date of the lease, the Group recognises lease liabilities measured at the present value of lease payments to be made over the lease term. The lease payments include fixed payments (including in substance fixed payments) less any lease incentives receivable, variable lease payments that depend on an index or a rate, and amounts expected to be paid under residual value guarantees. The lease payments also include the exercise price of a purchase option reasonably certain

## Notes to Consolidated Financial Statements

to be exercised by the Group and payments of penalties for terminating the lease, if the lease term reflects the Company exercising the option to terminate.

Variable lease payments that do not depend on an index or a rate are recognised as expenses (unless they are incurred to produce inventories) in the period in which the event or condition that triggers the payment occurs.

In calculating the present value of lease payments, the Group uses its incremental borrowing rate at the lease commencement date. After the commencement date, the amount of lease liabilities is increased to reflect the accretion of interest and reduced for the lease payments made. In addition, the carrying amount of lease liabilities is remeasured if there is a modification, a change in the lease term, a change in the lease payments (e.g., changes to future payments resulting from a change in an index or rate used to determine such lease payments) or a change in the assessment of an option to purchase the underlying asset. The Lease Liability is disclosed as a part of Other Financial Liabilities.

### c. Short-term leases and leases of low-value assets

The Group applies the short-term lease recognition exemption to its short-term leases of office space (i.e., those leases that have a lease term of 12 months or less from the commencement date and do not contain a purchase option). Certain lease arrangements include the option to extend or terminate the lease before the end of the lease term. ROU assets Lease liabilities include these options when it is reasonably certain that they will be exercised. Lease payments on short-term and low-value leases are recognised as expense on a straight-line basis over the lease term.

### Note - 5.29 Trade receivable

The Group follows 'simplified approach' for recognition of impairment loss allowance on trade receivables. The application of simplified approach does not require the Group to track changes in credit risk. Rather, it recognises impairment loss allowance based on lifetime ECLs at each reporting

date, right from its initial recognition. The Group uses a provision matrix to determine impairment loss allowance on portfolio of its trade receivables. The provision matrix is based on its historically observed default rates over the expected life of the trade receivables and is adjusted for forward-looking estimates. At every reporting date, the historical observed default rates are updated for changes in the forward-looking estimates.

### 5A. Significant accounting judgements, estimates and assumptions

The preparation of the Group's financial statements requires management to make judgements, estimates and assumptions that affect the reported amount of revenues, expenses, assets and liabilities, and the accompanying disclosures, as well as the disclosure of contingent liabilities. Uncertainty about these assumptions and estimates could result in outcomes that require a material adjustment to the carrying amount of assets or liabilities affected in future period.

In the process of applying the Group's accounting policies, management has made the following judgements/estimates, which have a significant risk of causing a material adjustment to the carrying amounts of assets and liabilities within the next financial year.

#### i. Fair value of financial instruments

The fair value of financial instruments is the price that would be received to sell an asset or paid to transfer a liability in an orderly transaction in the principal (or most advantageous) market at the measurement date under current market conditions (i.e., an exit price) regardless of whether that price is directly observable or estimated using another valuation technique. When the fair values of financial assets and financial liabilities recorded in the balance sheet cannot be derived from active markets, they are determined using a variety of valuation techniques that include the use of valuation models. The inputs to these models are taken from observable markets where possible, but where this is not feasible, estimation is required in establishing fair values. Judgements and estimates include considerations of liquidity and model inputs related to items such as credit risk (both own and counterparty), funding

## Notes to Consolidated Financial Statements

value adjustments, correlation and volatility. For further details about determination of fair value please see Fair value note in Accounting policy.

### ii. Impairment of financial asset

The measurement of impairment losses across all categories of financial assets requires judgement, in particular, the estimation of the amount and timing of future cash flows and collateral values when determining impairment losses and the assessment of a significant increase in credit risk. These estimates are driven by a number of factors, changes in which can result in different levels of allowances.

The Group's ECL calculations are outputs of complex models with a number of underlying assumptions regarding the choice of variable inputs and their interdependencies. Elements of the ECL models that are considered accounting estimates include:

- (i) The Group's criteria for assessing if there has been a significant increase in credit risk and so allowances for financial assets should be measured on a LTECL basis and the qualitative assessment
- (ii) The segmentation of financial assets when their ECL is assessed on a collective basis
- (iii) Development of ECL models, including the various formulas and the choice of inputs
- (iv) Determination of temporary adjustments as qualitative adjustment or overlays based on broad range of forward looking information as economic inputs

CIFCL has considered the impact of COVID-19 pandemic and the moratorium given to borrowers pursuant to the COVID-19 regulatory package announced by Reserve Bank of India, in determination of impairment allowance for the year.

It has been the Group's policy to regularly review its models in the context of actual loss experience and adjust when necessary.

### iii. Provisions and other contingent liabilities

When the Group can reliably measure the outflow of economic benefits in relation to a

specific case and considers such outflows to be probable, the Group records a provision against the case. Where the probability of outflow is considered to be possible or probable, but a reliable estimate cannot be made, a contingent liability is disclosed. Given the subjectivity and uncertainty of determining the probability and amount of losses, the Group takes into account a number of factors including legal advice, the stage of the matter and historical evidence from similar incidents. Significant judgement is required to conclude on these estimates.

### iv. Evaluation of De-facto Control in the case of control over Cholamandalam Investment and Finance Company Limited ("CIFCL")

The Group based on the nature and extent of holding in CIFCL, has evaluated the applicability of de-facto control over CIFCL as per the guidelines of Ind AS 110. In accordance with such guidelines, the control assessment is done in the context of the dispersion of the holdings of the other shareholders who have the right to vote, past experience/trends of voting pattern and the current ability of the group to direct the relevant activities unilaterally. Accordingly, CIFCL has been identified as a subsidiary based on the defacto control that the group is able to exercise.

### v. Insurance Contract Liabilities

For Insurance contracts, estimates have to be made both for the expected ultimate cost of claims reported at the reporting date and for the expected ultimate cost of claims incurred, but not yet reported, at the reporting date Incurred But Not Recorded (IBNR) and also claims Incurred But Not Enough Reported (IBNER). It can take a significant period of time before the ultimate claims cost can be established with certainty and for some type of policies, IBNR claims form the majority of the liability in the statement of financial position. The ultimate cost of outstanding claims is estimated by using a range of standard actuarial claims projection techniques, such as Chain Ladder. The said liability is determined by Appointed Actuary based on actuarial principles. The Appointed Actuary has certified that the methodology and

## Notes to Consolidated Financial Statements

assumptions used to estimate the liability are appropriate and in accordance with guidelines and norms issued by the Institute of Actuaries of India in concurrence with the applicable regulations.

The main assumption underlying these techniques is that a Group's past claims development experience can be used to project future claims development and hence ultimate claims costs. As such, these methods extrapolate the development of paid and incurred losses, average costs per claim and claim numbers based on the observed development of earlier years and expected loss ratios. Historical claims development is mainly analysed by accident years. In most cases, no explicit assumptions are made regarding future rates of claims inflation or loss ratios. Instead, the assumptions used are those implicit in the historical claims development data on which the projections are based. Additional qualitative judgement is used to assess the extent to which past trends may not apply in future, in order to arrive at the estimated ultimate cost of claims that present the likely outcome from the range of possible outcomes, taking account of all the uncertainties involved.

Similar judgements, estimates and assumptions are employed in the assessment of adequacy of provisions for unearned premium. Judgement is also required in determining whether the pattern of insurance service provided by a contract requires amortisation of unearned premium on a basis other than time apportionment.

### vi. Leases

#### **Determining the lease term of contracts with renewal and termination options – Group as lessee**

The Group determines the lease term as the non-cancellable term of the lease, together with any periods covered by an option to extend the lease if it is reasonably certain to be exercised, or any periods covered by an option to terminate the lease, if it is reasonably certain not to be exercised. The Group applies judgement in evaluating whether it is

reasonably certain whether or not to exercise the option to renew or terminate the lease. That is, it considers all relevant factors that create an economic incentive for it to exercise either the renewal or termination.

#### **Estimating the incremental borrowing rate**

The Group cannot readily determine the interest rate implicit in the lease, therefore, it uses its incremental borrowing rate (IBR) to measure lease liabilities. The IBR is the rate of interest that the Group would have to pay to for its borrowings.

### vii. Business Model Assessment.

The Group from time to time enters into direct bilateral assignment deals, which qualify for de-recognition under Ind AS 109. Accordingly, the assessment of the Group's business model for managing its financial assets become a critical judgement.

Further, the Group also made an investment in the Government securities in order to comply the liquidity ratio compliance as required by RBI pursuant to its master directions. The Group intends to hold these assets till maturity expects that any sale if any necessitated by requirements are likely to be infrequent and immaterial. Accordingly, the related assessment becomes a critical judgement to determine the business model for such financial assets under Ind AS.

Refer Note 5.2.2 for related details.

### **5B. New Standards and amendments effective on or after April 01, 2022**

#### **(i) Ind AS 16, Property, Plant and Equipment**

##### **Proceeds before intended use of property, plant and equipment**

##### **Carve out from IAS 16, *Property, plant equipment*:**

In May,2020, IASB amended IAS 16, Property, plant equipment to prohibit an entity from deducting from the cost of an item of property, plant and equipment the proceeds from selling items produced while bringing an item of property, plant and equipment to the location

## Notes to Consolidated Financial Statements

(All amounts are in crores of Indian rupees, unless otherwise stated)

and condition necessary for it to be capable of operating in the manner intended by management.

The said amendments have not been made under Ind AS 16. Further, paragraph 17(e) of Ind AS 16 has been amended to clarify that excess of net sale proceeds of items produced over the cost of testing, if any, shall not be recognised in the profit or loss but deducted from the directly attributable costs considered as part of cost of an item of property, plant, and equipment.

### (ii) Ind AS 37, Provisions, Contingent Liabilities and Contingent Assets

#### Onerous Contracts – Cost of fulfilling a contract

The amendment explains that the cost of fulfilling a contract comprises: the incremental costs of fulfilling that contract and an allocation of other costs that relate directly to fulfilling contracts.

### (iii) Ind AS 103, Business combinations

References to the conceptual framework

The amendment adds a new exception in Ind AS 103 for liabilities and contingent liabilities.

### (iv) Ind AS 109, Financial Instruments

Fees included in the 10% test for derecognition of financial liabilities

The amendment clarifies which fees an entity includes when it applies the '10%' test in assessing whether to derecognise a financial liability. An entity includes only fees paid or received between the entity (the borrower) and the lender, including fees paid or received by either the entity or the lender on the other's behalf.

### (v) Ind AS 101, First-time adoption of Indian Accounting Standards

#### Subsidiary as a first-time adopter

Simplifies the application of Ind AS 101 by a subsidiary that becomes a first-time adopter

after its Parent in relation to the measurement of cumulative translation differences.

### (vi) Ind AS 41, Agriculture

#### Taxation in fair value measurements

The amendment removes the requirement in Ind AS 41 for entities to exclude cash flows for taxation when measuring fair value. This aligns the fair value measurement in Ind AS 41 with the requirements of Ind AS 113, Fair Value Measurement.

Based on the evaluation made by the Group, no impact is assessed in the financial statements of the Group on account of the above mentioned amendments in (i) to (iv)

## 5C. New amendments issued but not effective

The Ministry of Corporate Affairs has vide notification dated 31 March 2023 notified Companies (Indian Accounting Standards) Amendment Rules, 2023 which amends certain accounting standards, and are effective 1 April 2023. Below is a summary of such amendments:

#### vii.1.1.1 Disclosure of Accounting Policies- Amendments to Ind AS 1, Presentation of financial statements

The amendment requires entities to disclose their material rather than their significant accounting policies. The amendments define what is 'material accounting policy information' and explain how to identify when accounting policy information is material. They further clarify that immaterial accounting policy information does not need to be disclosed. If it is disclosed, it should not obscure material accounting information.

#### vii.1.1.2 Definition of Accounting Estimates- Amendments to Ind AS 8, Accounting policies, changes in accounting estimates and errors

The amendment clarifies how entities should distinguish changes in accounting policies from changes in accounting

## Notes to Consolidated Financial Statements

estimates. The distinction is important, because changes in accounting estimates are applied prospectively to future transactions and other future events, but changes in accounting policies are generally applied retrospectively to past transactions and other past events as well as the current period.

### vii.1.1.3 Deferred tax related to assets and liabilities arising from a single transaction- Amendments to Ind AS 12, Income taxes

The amendment requires entities to recognise deferred tax on transactions that, on initial recognition, give rise to equal amounts of taxable and deductible temporary differences. They will typically apply to transactions such as leases of lessees and decommissioning obligations and will require the recognition of additional deferred tax assets and liabilities.

The amendment should be applied to transactions that occur on or after the beginning of the earliest comparative period presented. In addition, entities should recognise deferred tax assets (to

the extent that it is probable that they can be utilised) and deferred tax liabilities at the beginning of the earliest comparative period for all deductible and taxable temporary differences associated with:

- right-of-use assets and lease liabilities, and
- decommissioning, restoration and similar liabilities, and the corresponding amounts recognised as part of the cost of the related assets.

The cumulative effect of recognising these adjustments is recognised in retained earnings, or another component of equity, as appropriate. Ind AS 12 did not previously address how to account for the tax effects of on-balance sheet leases and similar transactions and various approaches were considered acceptable. Some entities may have already accounted for such transactions consistent with the new requirements. These entities will not be affected by the amendments.

The other amendments to Ind AS notified by these rules are primarily in the nature of clarifications.

## Notes to Consolidated Financial Statements

(All amounts are in crores of Indian rupees, unless otherwise stated)

### Note - 6A Cash and Cash Equivalents

Particulars	As at March 31, 2023	As at March 31, 2022
Cash on hand	11.02	16.06
Balances with banks		
- In Current Accounts	242.26	147.46
- In Deposit Accounts - Original maturity of 3 months or less	775.21	2,607.11
Cheques, drafts on hand	26.95	30.79
<b>Total</b>	<b>1,055.44</b>	<b>2,801.42</b>

### Note - 6B Bank Balances Other than Cash and Cash Equivalents

- In Deposit Accounts - Original maturity of more than 3 months (Refer Notes 1 and 2 below)	1,023.32	2,120.96
- Non current bank balances	44.11	40.80
- In earmarked accounts		
- Margin account for borrowings	52.27	139.13
- In Unpaid Dividend Accounts	1.85	2.06
- Deposits with banks as collateral towards securitisation loan	980.37	339.07
- Deposits with banks under lien (Refer Note 6.1 & 6.2 below)	5.82	4.29
- Escrow account - unclaimed debentures	0.45	0.19
- Other deposit account	0.08	0.08
<b>Total</b>	<b>2,108.27</b>	<b>2,646.58</b>
Note:		
1. Deposits given as margin against bank guarantee.	0.18	0.12
2. Funds earmarked for Unclaimed Amount of Policy Holders Liability as per IRDA Regulations	5.64	4.17

### Note - 7 Derivative financial instruments

Particulars	As at March 31, 2023			As at March 31, 2022		
	Notional amounts	Fair Value -Assets	Fair Value -Liabilities	Notional amounts	Fair Value -Assets	Fair Value -Liabilities
<b>Part I</b>						
(i) Cross Currency Interest Rate Swap	2,541.18	147.42	-	1,897.23	108.09	-
(ii) Overnight Index Swaps	-	4.73	5.59	-	-	2.82
(iii) Forward Contracts	1,933.08	120.71	128.68	1,948.90	78.44	166.74
<b>Total Derivative financial Instruments</b>	<b>4,474.26</b>	<b>272.86</b>	<b>134.27</b>	<b>3,846.13</b>	<b>186.53</b>	<b>169.56</b>
<b>Part II</b>						
Included in above (Part I) are derivatives held for hedging and risk management purposes as follows:						
Cash flow hedging:						
(i) Cross currency interest rate swap	2,541.18	147.42	-	1,897.23	108.09	-
(ii) Overnight Index Swaps	-	4.73	5.59	-	-	2.82
(iii) Forward Contracts	1,933.08	120.71	128.68	1,948.90	78.44	166.74
<b>Total Derivative financial Instruments</b>	<b>4,474.26</b>	<b>272.86</b>	<b>134.27</b>	<b>3,846.13</b>	<b>186.53</b>	<b>169.56</b>

The Group has a Board approved policy for entering into derivative transactions. Derivative transaction represents Currency, Interest Rate Swaps and forward contracts. The Group undertakes such transactions for hedging interest / foreign exchange risk on borrowings. The Asset Liability Management Committee and Business Committee of the respective companies periodically monitors and reviews the risks involved.



## Notes to Consolidated Financial Statements

(All amounts are in crores of Indian rupees, unless otherwise stated)

The notional amount for interest rate swap represents the foreign currency borrowing on which the Group has entered to hedge the variable interest rate.

### Note - 8 Receivables

Particulars	As at March 31, 2023	As at March 31, 2022
(A) Trade Receivables		
Secured - Considered good*	8.25	31.89
Unsecured - Considered good	92.05	39.44
Trade Receivables (Gross) (i)	100.30	71.33
Provision for Impairment on receivables (ii)	(1.17)	(0.02)
Trade Receivables (Net) - (A)=(i)+(ii)	<b>99.13</b>	<b>71.31</b>
Trade Receivables credit impaired	0.51	0.48
Provision for Impairment on receivables	(0.51)	(0.48)
(B) Other Receivables		
Considered Good *	95.35	84.04
<b>Subtotal (B)</b>	<b>95.35</b>	<b>84.04</b>
<b>Total (A)+(B)</b>	<b>194.48</b>	<b>155.35</b>

\* includes dues from related parties (Refer Note 40) and Refer Note 51 - Part 1 for ageing.

No trade or other receivable are due from directors or other officers of the Group either severally or jointly with any other person as at the end of the year (Previous Year - Nil)

### Note - 9 Insurance Contract Assets

Particulars	As at March 31, 2023	As at March 31, 2022
Due from Insurers (A)	56.65	55.42
Terrorism Pool Receivables	228.14	188.31
Nuclear Pool Receivables ( C )	8.30	7.02
Premium Receivable		
- Considered Good (D)	1.20	13.75
- Assets with significant increase in credit risk (E)	17.55	29.23
Less: Expected Credit Loss (F)	(3.69)	(2.52)
- Assets with significant increase in credit risk (Net of Provisions) (G)= (E-F)"	13.86	26.71
<b>Total (A+B+C+D+G)</b>	<b>308.15</b>	<b>291.21</b>

#### Movement in Expected Credit Loss

Particulars	Year ended March 31,2023	Year ended March 31,2022
At the beginning of the year	2.52	2.73
Movement in Expected credit loss allowances provided / (reversed)	1.17	(0.21)
At the end of the year	3.69	2.52

## Notes to Consolidated Financial Statements

(All amounts are in crores of Indian rupees, unless otherwise stated)

### Note : 10A REINSURANCE ASSETS- FINANCIAL ASSETS

Particulars	As at March 31,2023	As at March 31,2022
Recoverable arising from Claims Outstanding	789.56	874.16
<b>Total</b>	<b>789.56</b>	<b>874.16</b>

### Note : 10B REINSURANCE ASSETS - NON FINANCIAL ASSETS

Recoverable arising from Provision for premium deficiency	-	-
Recoverable arising from Provision for unearned premiums	1,036.18	829.38
<b>Total</b>	<b>1,036.18</b>	<b>829.38</b>

### Note - 11 Loans

(At amortised cost)

Particulars	As at March 31,2023	As at March 31,2022
(i) Bills Discounted	926.85	370.99
(ii) Term loans	1,06,211.72	76,102.40
<b>Total (A) Gross</b>	<b>1,07,138.57</b>	<b>76,473.39</b>
Less: Impairment Allowance for (i) & (ii)	(2,328.92)	(2,328.68)
<b>Total (A) Net</b>	<b>1,04,809.65</b>	<b>74,144.71</b>
(i) Secured by tangible assets	99,861.79	75,081.01
(ii) Unsecured	7,276.78	1,392.38
<b>Total (B) - Gross</b>	<b>1,07,138.57</b>	<b>76,473.39</b>
Less: Impairment Allowance	(2,328.92)	(2,328.68)
<b>Total (B) - Net</b>	<b>1,04,809.65</b>	<b>74,144.71</b>

All loans are in India granted to individuals or entities other than public sector.

Secured indicates loans secured, wholly or partly, by way of hypothecation of automobile assets and / or pledge of securities and / or equitable mortgage of property and / or equipments and including undertaking to create a security.

The loans have been classified under Stage 1 Category and related impairment provision as per the Group's accounting policy has been created.

Term loans to an Associate included in unsecured loans:

Particulars	As at March 31, 2023	As at March 31, 2022
Loan - Outstanding Value		
White Data System India Private Limited	-	3.00
Impairment Provision	-	0.01
Net loan	-	2.99

## Notes to Consolidated Financial Statements

(All amounts are in crores of Indian rupees, unless otherwise stated)

### Note - 11.1 Loans

An analysis of changes in the gross carrying amount and corresponding Expected Credit Loss (ECL) allowances in relation to loans

Particulars	Gross Carrying amount				Impairment allowance			
	Stage 1	Stage 2	Stage 3	Total	Stage 1	Stage 2	Stage 3	Total
<b>Bill discounted</b>								
Opening as on April 1, 2022	332.91	0.39	37.69	370.99	2.71	0.04	34.78	37.53
New assets originated / Increase in existing assets (Net)	915.77	3.98	2.58	922.33	7.48	0.40	0.75	8.63
Exposure de-recognised / matured / repaid	(332.37)	(0.15)	(0.64)	(333.16)	(2.69)	(0.02)	(0.01)	(2.72)
Transfer to Stage 1	-	-	-	-	-	-	-	-
Transfer to Stage 2	-	-	-	-	-	-	-	-
Transfer to Stage 3	(0.63)	(0.24)	0.87	-	(0.01)	(0.03)	0.03	(0.01)
Impact on account of exposures transferred during the year between stages	-	-	-	-	-	-	0.21	0.21
Impact of changes on items within the same stage	-	-	-	-	-	-	2.90	2.90
Write off	-	-	(33.31)	(33.31)	-	-	(33.31)	(33.31)
<b>Closing as on March 31, 2023 (A)</b>	<b>915.68</b>	<b>3.98</b>	<b>7.19</b>	<b>926.85</b>	<b>7.49</b>	<b>0.39</b>	<b>5.35</b>	<b>13.23</b>
<b>Term loans</b>								
Opening as on April 1, 2021	66,980.20	5,817.08	3,305.12	76,102.40	340.20	659.58	1,291.37	2,291.15
New assets originated / Increase in existing assets (Net)	57,382.50	252.29	247.38	57,882.17	261.15	29.58	52.06	342.79
Exposure de-recognised / matured / repaid	(23,876.52)	(2,200.24)	(1,328.98)	(27,405.74)	(312.60)	(206.80)	(272.11)	(791.51)
Transfer to Stage 1	1,304.33	(1,195.28)	(109.05)	-	162.67	(128.33)	(34.34)	-
Transfer to Stage 2	(1,983.66)	2,084.21	(100.55)	-	(12.48)	43.31	(30.82)	0.01
Transfer to Stage 3	(780.63)	(665.16)	1,445.79	-	(5.15)	(80.55)	85.70	-
Impact on account of exposures transferred during the year between stages	1.32	4.09	39.45	44.86	0.01	138.85	330.69	469.55
Impact of changes on items within the same stage	272.18	21.58	98.50	392.26	8.36	5.51	319.76	333.63
Write off *	(241.51)	(179.46)	(383.26)	(804.23)	(4.98)	(59.30)	(265.65)	(329.93)
<b>Closing as on March 31, 2023 (B)</b>	<b>99,058.21</b>	<b>3,939.11</b>	<b>3,214.40</b>	<b>1,06,211.72</b>	<b>437.18</b>	<b>401.85</b>	<b>1,476.66</b>	<b>2,315.69</b>
<b>Total (A)+(B)</b>	<b>99,973.89</b>	<b>3,943.09</b>	<b>3,221.59</b>	<b>1,07,138.57</b>	<b>444.67</b>	<b>402.24</b>	<b>1,482.01</b>	<b>2,328.92</b>
<b>Bills Discounted</b>								
Opening as on April 1, 2021	96.78	-	37.39	134.17	0.57	-	34.34	34.91
New assets originated / Increase in existing assets (Net)	332.90	0.39	-	333.29	2.70	0.04	-	2.74
Exposure de-recognised / matured / repaid	(93.32)	-	(3.15)	(96.47)	(0.75)	-	(2.21)	(2.96)
Transfer to Stage 1	0.71	-	(0.71)	-	0.21	-	(0.21)	-
Transfer to Stage 2	-	-	-	-	-	-	-	-
Transfer to Stage 3	(4.16)	-	4.16	-	(0.02)	-	0.02	-
Impact on account of exposures transferred during the year between stages (Net)	-	-	-	-	-	-	1.18	1.18

## Notes to Consolidated Financial Statements

(All amounts are in crores of Indian rupees, unless otherwise stated)

Particulars	Gross Carrying amount				Impairment allowance			
	Stage 1	Stage 2	Stage 3	Total	Stage 1	Stage 2	Stage 3	Total
Impact of changes on items within the same stage	-	-	-	-	-	-	1.66	1.66
<b>Closing as on March 31, 2022 (A)</b>	<b>332.91</b>	<b>0.39</b>	<b>37.69</b>	<b>370.99</b>	<b>2.71</b>	<b>0.04</b>	<b>34.78</b>	<b>37.53</b>
<b>Term Loans</b>								
Opening as on April 1, 2021	61,250.86	4,231.10	2,667.62	68,149.58	536.72	709.63	1,163.15	2,409.50
New assets originated / Increase in existing assets (Net)	32,211.07	137.08	84.64	32,432.79	169.18	13.59	11.82	194.59
Exposure de-recognised / matured / repaid	(20,991.67)	(2,163.87)	(785.80)	(23,941.34)	(366.43)	(262.55)	(152.11)	(781.09)
Transfer to Stage 1	507.81	(392.78)	(115.03)	-	101.06	(68.01)	(33.05)	-
Transfer to Stage 2	(4,776.09)	4,832.90	(56.81)	-	(74.37)	90.24	(15.87)	-
Transfer to Stage 3	(1,110.57)	(703.02)	1,813.59	-	(21.81)	(123.10)	144.91	-
Impact on account of exposures transferred during the year between stages (Net)	1.17	48.88	77.06	127.11	-	384.27	440.58	824.85
Impact of changes on items within the same stage	198.39	32.05	99.30	329.74	13.11	2.18	116.17	131.46
Write off *	(310.77)	(205.26)	(479.45)	(995.48)	(17.26)	(86.67)	(384.23)	(488.16)
<b>Closing as on March 31, 2022 (B)</b>	<b>66,980.20</b>	<b>5,817.08</b>	<b>3,305.12</b>	<b>76,102.40</b>	<b>340.20</b>	<b>659.58</b>	<b>1,291.37</b>	<b>2,291.15</b>
<b>Total (A)+(B)</b>	<b>67,313.11</b>	<b>5,817.47</b>	<b>3,342.81</b>	<b>76,473.39</b>	<b>342.91</b>	<b>659.62</b>	<b>1,326.15</b>	<b>2,328.68</b>

ECL across stages have been computed on collective basis.

The Group uses Days past due of the customer to determine the credit quality of loans

\* Total write off includes Loss on disposal of repossessed vehicles - ₹566.57 crores for the year ended March 31, 2023 (₹601.24 crores - March 31, 2022)

### Note - 11.2 Overdue greater than 90 days

As on March 31, 2023

No. of cases	Principal outstanding	Overdue Installments #
1,22,022	2,117.71	1,258.70

As on March 31, 2022

No. of cases	Principal outstanding	Overdue Installments #
87,914	2,032.29	1,488.89

# Overdue instalments includes principal amount overdue and interest overdue

### Note - 12A Investments In Associate & Joint Venture\*

Particulars	As at March 31, 2023	As at March 31, 2022
<b>Investment in Equity Instruments</b>		
a) Associate	7.64	33.03
b) Joint Venture	461.96	461.01
<b>Total (A)</b>	<b>469.60</b>	<b>494.04</b>

## Notes to Consolidated Financial Statements

(All amounts are in crores of Indian rupees, unless otherwise stated)

Particulars	As at March 31, 2023	As at March 31, 2022
<b>Note - 12B Other Investments**</b>		
a) Debt Securities - At amortised cost	4,969.02	3,795.73
b) Debt Securities & Alternate Investment Fund (AIF) - FVTPL	57.46	202.50
c) Debt Securities - FVOCI	11,582.83	8,514.13
d) Equity Instruments - FVTPL	359.52	188.43
e) Equity Instruments - FVOCI	19.75	30.65
f) Mutual funds - FVTPL	87.17	91.97
g) Investment – Convertible Notes and Debentures	10.92	-
<b>Total Other Investments (Gross)</b>	<b>17,086.67</b>	<b>12,823.41</b>
Less: Impairment allowance	(20.22)	(35.36)
<b>Total Other Investments (Net) (B)</b>	<b>17,066.45</b>	<b>12,788.05</b>
<b>Asset classified as held for Sale (Investment)</b>	<b>22.57</b>	<b>-</b>
<b>Total Investments (A)+(B)+(C)</b>	<b>17,558.62</b>	<b>13,282.09</b>

\* All Investments represented above are made in India

\*\* The Group has designated certain unquoted equity investments at FVOCI on the basis that these are not held for trading.

### Analysis of changes in the gross carrying amount and corresponding Expected Credit Loss (ECL) allowances in relation to Investment at Amortised Cost

Particulars	Gross Carrying amount				Impairment allowance			
	Stage 1	Stage 2	Stage 3	Total	Stage 1	Stage 2	Stage 3	Total
<b>Opening as on April 1, 2022</b>	3,727.42	21.17	47.14	3,795.73	0.41	-	34.95	35.36
Purchased during the year	-	-	-	-	-	-	-	-
Net impact of interest accrued during the year and amounts derecognised on maturity/sale	1,221.64	(21.18)	(5.52)	1,194.94	(0.18)	-	(5.52)	(5.70)
Transfer to Stage 1	-	-	-	-	-	-	-	-
Transfer from Stage 1 to Stage 2	-	-	-	-	-	-	-	-
Transfer from Stage 1 to Stage 3	-	-	-	-	-	-	-	-
Transfer from Stage 2 to Stage 3	-	-	-	-	-	-	-	-
Investments Written off	-	-	(21.65)	(21.65)	-	-	(21.65)	(21.65)
Additional impairment allowances made during the year	-	-	-	-	-	-	12.21	12.21
<b>Closing as on March 31, 2023</b>	<b>4,949.06</b>	<b>(0.01)</b>	<b>19.97</b>	<b>4,969.02</b>	<b>0.23</b>	<b>-</b>	<b>19.99</b>	<b>20.22</b>
<b>Opening as on April 1, 2021</b>	4,770.99	188.22	197.04	5,156.25	0.76	0.13	125.11	126.00
Purchased during the year	-	-	-	-	-	-	-	-
Net impact of interest accrued during the year and amounts derecognised on maturity/sale	(1,043.57)	(167.05)	(103.55)	(1,314.17)	(0.35)	(0.13)	(43.81)	(44.29)
Transfer to Stage 1	-	-	-	-	-	-	-	-
Transfer from Stage 1 to Stage 2	-	-	-	-	-	-	-	-

## Notes to Consolidated Financial Statements

(All amounts are in crores of Indian rupees, unless otherwise stated)

Particulars	Gross Carrying amount				Impairment allowance			
	Stage 1	Stage 2	Stage 3	Total	Stage 1	Stage 2	Stage 3	Total
Transfer from Stage 1 to Stage 3	-	-	-	-	-	-	-	-
Transfer from Stage 2 to Stage 3	-	-	-	-	-	-	-	-
Investments Written off	-	-	(46.35)	(46.35)	-	-	(46.35)	(46.35)
Additional impairment allowances made during the year	-	-	-	-	-	-	-	-
<b>Closing as on March 31, 2022</b>	<b>3,727.42</b>	<b>21.17</b>	<b>47.14</b>	<b>3,795.73</b>	<b>0.41</b>	<b>-</b>	<b>34.95</b>	<b>35.36</b>

### Note - 13 Other Financial Asset (At Amortised Cost)

Particulars	As at March 31, 2023	As at March 31, 2022
<b>Unsecured - considered good</b> (unless otherwise stated)		
Security Deposits	80.54	57.02
Interest Only Strip receivable	218.30	289.37
Accrued Income on Debt Securities at FVTPL	5.28	4.48
Accrued Income on Debt Securities at FVOCI	255.07	170.39
Other Receivable/Accrued Income - Others	17.87	7.57
<b>Total</b>	<b>577.06</b>	<b>528.83</b>

### Note - 14 Deferred Tax

Particulars	As at March 31, 2023	As at March 31, 2022
<b>Deferred Tax Assets</b>		
Impairment on financial instruments	577.45	588.46
Unexpired Premium Reserve (UPR)	191.97	167.21
Provision for Contingencies and undrawn commitments	12.92	10.25
Provision for Compensated Absences and Gratuity	28.26	26.41
Fair value changes relating to Equity-FVTPL	-	-
Fair Value changes related to Debt Instruments - FVTOCI	82.31	28.68
Impact of Effective interest rate adjustment on Financial Assets	4.76	45.83
Difference between Depreciation as per Books of Account and the Income Tax Act, 1961	38.88	17.65
Carry forward of tax losses	0.65	0.65
MAT credit entitlement	2.78	3.10
Other items recognised in OCI	-	-
Others	5.31	7.06
<b>Total - Deferred Tax Assets (A)</b>	<b>945.29</b>	<b>895.30</b>
<b>Deferred Tax Liability</b>		
Impact of Effective interest rate adjustment on Financial Liabilities	1.16	1.63
Fair value changes relating to Equity & Debt instruments-FVTPL	8.67	10.99
Difference between Depreciation as per Books of Account and the Income Tax Act, 1961	-	1.40
Deferred tax recognised on proposed dividend from subsidiary	6.57	6.57
Others	32.41	5.44
<b>Total Deferred Tax Liabilities (B)</b>	<b>48.81</b>	<b>26.03</b>
<b>Net Deferred Tax Assets (A) - (B)</b>	<b>896.48</b>	<b>869.27</b>

## Notes to Consolidated Financial Statements

(All amounts are in crores of Indian rupees, unless otherwise stated)

Particulars	As at March 31, 2023		As at March 31, 2022	
	Income Statement	OCI	Income Statement	OCI
<b>Deferred Tax Assets</b>				
Impairment on financial instruments	(11.01)	-	(62.57)	-
Unexpired Premium Reserve (UPR)	24.76	-	(1.53)	-
Provision for Contingencies and undrawn commitments	2.67	-	(1.07)	-
Provision for Compensated Absences and Gratuity	1.85	-	3.98	-
Fair value changes relating to Equity-FVTPL	-	-	-	-
Fair Value changes related to Debt Instruments - FVTOCI	-	53.63	-	16.81
Impact of Effective interest rate adjustment on Financial Assets	(41.07)	-	(16.98)	-
Contract Liability as per IND AS 115	-	-	-	-
Difference between Depreciation as per Books of Account and the Income Tax Act, 1961	21.23	-	0.34	-
Re-measurement gains / (losses) on defined benefit plans (Net)	-	(0.28)	-	0.07
Fair value changes relating to Equity-FVTOCI	-	1.05	-	(1.45)
Carry forward of tax losses	-	-	0.65	-
MAT credit entitlement	(0.32)	-	2.84	-
Others	(1.75)	-	(17.95)	-
<b>Total - Deferred Tax Assets (A)</b>	<b>(3.64)</b>	<b>54.40</b>	<b>(92.29)</b>	<b>15.43</b>
<b>Deferred Tax Liability</b>				
Impact of Effective interest rate adjustment on Financial Liabilities	(0.47)	-	(0.98)	-
Fair value changes relating to Equity & Debt instruments -FVTPL	(2.32)	-	(4.47)	-
Difference between Depreciation as per Books of Account and the Income Tax Act, 1961	(1.40)	-	1.40	-
Deferred tax recognised on proposed dividend from subsidiary	-	-	-	-
Others	15.37	-	(7.78)	-
Cashflow Hedge Reserve	-	11.49	-	40.77
<b>Total Deferred Tax Liabilities (B)</b>	<b>11.18</b>	<b>11.49</b>	<b>(11.83)</b>	<b>40.77</b>
<b>Net Deferred Tax Assets (A) - (B)</b>	<b>(14.82)</b>	<b>42.91</b>	<b>(80.46)</b>	<b>(25.34)</b>

### Note - 15 Investment Property

Particulars	Total
<b>Gross carrying amount as at April 01, 2021</b>	<b>28.96</b>
Additions	-
Disposals	-
<b>Gross carrying amount as at March 31, 2022</b>	<b>28.96</b>
Additions	-
Disposals	-
<b>Gross carrying amount as at March 31, 2023</b>	<b>28.96</b>

## Notes to Consolidated Financial Statements

(All amounts are in crores of Indian rupees, unless otherwise stated)

Particulars	Total
<b>Accumulated depreciation and impairment</b>	
<b>Balance as at April 01, 2021 **</b>	-
Depreciation for the year	-
Depreciation on disposals	-
<b>Balance as at March 31, 2022 **</b>	-
Depreciation for the year	-
Depreciation on disposals	-
<b>Balance as at March 31, 2023 **</b>	-
<b>Net Carrying amount</b>	
<b>As at March 31, 2022</b>	<b>28.96</b>
<b>As at March 31, 2023</b>	<b>28.96</b>

The Group's investment property consists of 5 properties, of which one is let out as at March 31, 2023.

\*\* represents amount less than ₹1 Crore

### i) Income earned and expense incurred in connection with Investment Property

Particulars	Year ended March 31, 2023	Year ended March 31, 2022
Rental Income	0.05	0.05
Direct Operating expense for property that generated rental income	0.01	0.01
Direct Operating expense for property that did not generate rental income	-	-

### ii) Contractual obligations

There are no contractual obligations to purchase, construct or develop investment property.

### iii) Leasing Arrangements

Certain investment properties are leased out to tenants under cancellable operating lease.

### iv) Fair Value

Particulars	As at March 31, 2023	As at March 31, 2022
Investment Property	29.49	27.99

### v) Sensitivity analysis

Particulars	Valuation technique	Significant unobservable inputs	Range (Weighted avg)	Sensitivity of the input to fair value	Fair Value (Rs in Crs)	Sensitivity (Rs in Crs)
Investment property As at March 31, 2023	Professional valuer	Price per Sq. feet	₹7000 - ₹13,000 per Sq. ft.	5%	29.49	1.47
Investment property As at March 31, 2022	Professional valuer	Price per Sq. feet	₹7000 - ₹13,000 per Sq. ft.	5%	27.99	1.40

vi) The Title Deeds of the Immovable Properties mentioned above are in the name of the respective company(ies).



## Notes to Consolidated Financial Statements

(All amounts are in crores of Indian rupees, unless otherwise stated)

### Note - 16 Property, Plant and Equipment

Particulars	Freehold Land	Buildings		Computer Equipment		Office Equipment		Furniture and Fixtures	Leasehold Improvements	Vehicles	Total Tangible asset
		Own Assets	Right of Use Asset	Own Assets	Right of Use Asset	Own Assets	Right of Use Asset				
<b>Gross carrying amount as at April 01, 2021</b>	45.43	56.73	216.55	121.18	24.22	33.49	40.38	25.93	58.53	17.04	639.48
Additions	-	4.86	74.01	50.06	-	3.92	-	2.50	4.13	13.49	152.97
Disposals	-	-	6.93	8.60	-	0.76	-	0.14	0.47	7.08	23.98
<b>Gross carrying amount as at March 31, 2022</b>	45.43	61.59	283.63	162.64	24.22	36.65	40.38	28.29	62.19	23.45	768.47
Additions	10.69	12.67	118.05	62.72	-	8.22	-	4.34	13.25	75.25	305.19
Disposals	-	-	1.88	7.82	-	2.50	-	2.70	4.65	11.31	30.86
<b>Gross carrying amount as at March 31, 2023</b>	56.12	74.26	399.80	217.54	24.22	42.37	40.38	29.93	70.79	87.39	1,042.80
<b>Accumulated depreciation / amortisation and impairment</b>											
<b>Balance as at April 01, 2021</b>	-	3.86	104.50	88.28	8.26	21.85	12.57	20.36	38.02	5.71	303.41
Depreciation for the year	-	1.06	52.75	26.99	7.18	5.70	12.33	3.68	9.91	5.05	124.65
Depreciation on disposals	-	-	1.66	8.45	-	0.46	-	0.12	0.45	5.17	16.31
<b>Balance as at March 31, 2022</b>	-	4.92	155.59	106.82	15.44	27.09	24.90	23.92	47.48	5.59	411.75
Depreciation for the year	-	1.22	64.25	38.18	6.12	5.97	10.80	4.56	9.76	8.61	149.47
Depreciation on disposals	-	-	0.44	7.85	-	2.46	-	2.69	4.61	7.00	25.05
<b>Balance as at March 31, 2023</b>	-	6.14	219.40	137.15	21.56	30.60	35.70	25.79	52.63	7.20	536.17
<b>Net Carrying amount</b>											
<b>As at March 31, 2022</b>	45.43	56.67	128.04	55.82	8.78	9.56	15.48	4.37	14.71	17.86	356.72
<b>As at March 31, 2023</b>	56.12	68.12	180.40	80.39	2.66	11.77	4.68	4.14	18.16	80.19	506.63

#### Note

- Details of Immovable properties of land and buildings whose title deeds have been pledged in favour of debenture Trustees for the benefit of debenture holders as security has been explained in Note 19.1
- The Group has elected to include ROU assets pertaining to lease of buildings as part of the Property, plant and equipment as permitted under paragraph 47 of Ind AS 116.
- The Title Deeds of the Immovable Properties mentioned above are in the name of the respective companies.
- Group has not carried out any revaluation of property, plant and equipment during the year ended March 31, 2023. (Previous year - None)

## Notes to Consolidated Financial Statements

(All amounts are in crores of Indian rupees, unless otherwise stated)

### Note - 17 Intangible Assets

Particulars	Computer Software
<b>Gross carrying amount as at April 01, 2021</b>	<b>148.05</b>
Additions	26.58
Disposals	-
<b>Gross carrying amount as at March 31, 2022</b>	<b>174.63</b>
Additions	35.44
Disposals	0.09
<b>Gross carrying amount as at March 31, 2023</b>	<b>209.98</b>
<b>Accumulated Amortization and impairment</b>	
<b>Balance as at April 01, 2021</b>	<b>109.04</b>
Amortization for the year	29.51
Amortization on disposals	-
<b>Balance as at March 31, 2022</b>	<b>138.55</b>
Amortization for the year	26.59
Amortization on disposals	-
<b>Balance as at March 31, 2023</b>	<b>165.14</b>
<b>Net Carrying amount</b>	
<b>As at March 31, 2022</b>	<b>36.08</b>
<b>As at March 31, 2023</b>	<b>44.84</b>

Note : Summary of depreciation and amortisation charged to Statement of Profit and Loss

	Note No	Year ended March 31, 2023	Year ended March 31, 2022
Depreciation on Property, Plant and Equipment	16	149.47	124.65
Amortisation on Intangible Assets	17	26.59	29.51
<b>Total</b>		<b>176.06</b>	<b>154.16</b>

### Note - 18 Other Non Financial Assets

Particulars	As at March 31, 2023	As at March 31, 2022
<b>Unsecured - considered good (unless otherwise stated)</b>		
Prepaid expenses	35.06	27.23
Capital Advances	27.35	1.44
Goods and Services Tax Input Credit	105.96	82.02
Other assets	91.77	94.41
	<b>260.14</b>	<b>205.10</b>

### Note - 19 Debt Securities (At Amortised Cost)

Particulars	As at March 31, 2023	As at March 31, 2022
Redeemable Non-Convertible Debentures - Medium Term		
Secured	15,261.82	10,519.68
Unsecured	74.98	124.97
Commercial Papers - Unsecured	4,316.78	2,766.15
	<b>19,653.58</b>	<b>13,410.80</b>

## Notes to Consolidated Financial Statements

(All amounts are in crores of Indian rupees, unless otherwise stated)

### All debt securities have been contracted in India.

#### Note - 19.1 Security

- (i) Redeemable Non-Convertible Debentures - Medium-term is secured by way of specific charge on assets under hypothecation relating to Vehicle Finance, Loan Against Property, Bills discounted and other loans and pari passu charge on immovable property situated at Chennai.
- (ii) The Group has not defaulted in the repayment of dues to its lenders during the year and in the previous year.
- (iii) Details of repayment such as date of repayment, interest rate and amount to be paid have been disclosed in Note 19.2 based on the Contractual terms.

### Note - 19.2 Details of Debentures - Contractual principal repayment value (before inter-company eliminations)

#### (i) Secured Redeemable Non-Convertible Debentures - Redeemable at par - No put call option

No. of Debentures	Face Value ₹	Balance as at		Redemption due in	Rate of interest %
		March 31, 2023	March 31, 2022		
4550	10,00,000	455.00	-	May-27	7.95
2750	10,00,000	275.00	-	Apr-27	7.50
2700	10,00,000	270.00	270.00	Mar-27	7.30
250	10,00,000	25.00	25.00	Nov-26	8.55
7,000	10,00,000	700.00	-	Apr-26	7.32
60,200	1,00,000	602.00	-	Mar-26	8.50
8,000	10,00,000	800.00	-	Jan-26	7.9217
6,050	10,00,000	605.00	-	Dec-25	8.30
5,000	10,00,000	500.00	-	Nov-25	8.45
5,000	10,00,000	500.00	500.00	Jul-25	7.92
4,974	10,00,000	497.40	497.40	Mar-25	7.08
2,000	10,00,000	200.00	200.00	Feb-25	5.85
8,600	10,00,000	1,360.00	860.00	Dec-24	5.57 to 6.30
1,500	10,00,000	350.00	150.00	Oct-24	6.80
4,000	10,00,000	400.00	400.00	Aug-24	5.53 to 5.58
6,000	10,00,000	1,600.00	600.00	Jul-24	5.46 to 7.38
1,500	10,00,000	1,150.00	150.00	Apr-24	8.6179
6,850	10,00,000	1,005.00	685.00	Feb-24	6.25 to 6.45
5,500	10,00,000	550.00	550.00	Dec-23	6.10
6,023	10,00,000	602.30	602.30	Sep-23	5.58 to 8.80
1,990	10,00,000	199.00	199.00	Aug-23	9.06
9,000	10,00,000	900.00	900.00	May-23	5.70 to 7.50
3,250	10,00,000	325.00	325.00	Apr-23	6.26
8,000	10,00,000	-	800.00	Mar-23	5.85 to 5.68
3,350	10,00,000	-	335.00	Feb-23	5.70 to 7.41
5,900	10,00,000	-	590.00	Dec-22	5.48 to 7.98
6,150	10,00,000	-	615.00	Nov-22	5.45 to 8.00
3,523	10,00,000	-	352.30	Sep-22	8.70
2,000	10,00,000	-	200.00	Jun-22	7.20
		<b>13,870.70</b>	<b>9,806.00</b>		

## Notes to Consolidated Financial Statements

(All amounts are in crores of Indian rupees, unless otherwise stated)

### (ii) Secured Redeemable Non-Convertible Debentures - Redeemable at premium - No put call option

No. of Debentures	Face Value ₹	Balance as at		Redemption due in	Redemption price ₹	Premium ₹
		March 31, 2023	March 31, 2022			
1000	10,00,000	100.00	100.00	Mar-27	14,22,599	4,22,599
1250	10,00,000	125.00	125.00	Jul-25	14,61,481	4,61,481
850	10,00,000	85.00	85.00	Jul-25	13,53,045	3,53,045
5000	10,00,000	500.00	-	Jun-25	12,56,740	2,56,740
500	10,00,000	-	50.00	Jan-23	12,54,470	2,54,470
250	10,00,000	25.00	25.00	Dec-24	12,93,960	2,93,960
350	10,00,000	35.00	35.00	Oct-24	13,01,025	3,01,025
1100	10,00,000	-	-	May-21	12,94,211	2,94,211
		<b>870.00</b>	<b>420.00</b>			

### (iii) Secured Redeemable Non-Convertible Debentures - Redeemable at par - with Put option

No. of Debentures	Face Value ₹	Balance as at		Redemption due in	Put option date	Rate of interest %
		March 31, 2023	March 31, 2022			
10	10,00,000	1.00	1.00	Aug-23	Jul-21	9.06
		<b>1.00</b>	<b>1.00</b>			

### (iv) Unsecured Redeemable Non-Convertible Debentures - Redeemable at par - No Put call option

No. of Debentures	Face Value ₹	Balance as at		Redemption due in	Put option date	Rate of interest %
		March 31, 2023	March 31, 2022			
10	10,00,000	25.00	25.00	Jul-23	-	9.06
		<b>25.00</b>	<b>25.00</b>			

### (v) Unsecured, Not guaranteed, Taxable, Non Cumulative, Rated, Redeemable, Non Convertible Debentures

No. of Debentures	Face Value ₹	Balance as at		Redemption due in	Rate of interest %
		March 31, 2023	March 31, 2022		
500	10,00,000	-	50.00	Mar-23	6.75
500	10,00,000	50.00	50.00	Mar-24	7.26
		<b>50.00</b>	<b>100.00</b>		

### Note - 20 Borrowings (Other than Debt Securities) at Amortised cost

Particulars	As at March 31, 2023	As at March 31, 2022
A) Term Loans		
i) a) From Banks - Secured		
Rupee Loans	52,660.23	41,873.73
Foreign currency Loans	827.99	615.77
External Commercial Borrowings	1,525.88	1,945.43
b) From Banks - Unsecured		
Short Term Loans	200.00	-
ii) From Other Parties - Secured		
a) Financial Institutions - Rupee Loans	4,307.15	1,538.94
b) External Commercial Borrowings	1,276.71	1,442.85
c) Securitisation - Rupee Loans	9,982.57	3,433.06
B) Loan repayable on demand		
a) From Banks - Rupee Loans - Secured	2,405.66	1,154.74
	<b>73,186.19</b>	<b>52,004.52</b>
Borrowings within India	70,383.60	48,616.24
Borrowings Outside India	2,802.59	3,388.28
	<b>73,186.19</b>	<b>52,004.52</b>

## Notes to Consolidated Financial Statements

(All amounts are in crores of Indian rupees, unless otherwise stated)

### Note - 20.1 Security

- (i) Secured term loans from banks and financial institutions are secured by way of specific /pari passu charge on assets under hypothecation relating to automobile financing and loans against immovable property.
- (ii) Loan repayable on demand is in the nature of Cash Credit from banks and are secured by way of floating charge on assets under hypothecation and other assets.
- (iii) The Group has not defaulted in the repayment of dues to its lenders during the year and in the previous year.
- (iv) Securitisation borrowing represents the net outstanding value (Net of Investment in Pass-through Certificates) of the proceeds received by the Group from securitisation trust in respect of loan assets transferred by the Group pursuant to Deed of Assignment. The Group has provided Credit enhancement to the securitisation trust by way of cash collateral and bank guarantee. Also refer Note 6B.
- (v) The Group has utilised the borrowings for the purpose for which it was obtained.
- (vi) The quarterly statements or returns of current assets filed by the respective companies in the Group with banks are in agreement with books of accounts to the extent applicable.
- (vii) Details of repayment such as date of repayment, interest rate and amount to be paid have been disclosed in Note 20.2 based on the contractual terms.

### Note - 20.2 Details of term loans - Contractual principal repayment terms

Rate of Interest	Maturity	Installments	Amount outstanding		
			March 31, 2023	March 31, 2022	
Base Rate / MCLR	< 1year	1	600.00	1,400.00	
		2	300.00	1,987.50	
		3	841.67	-	
		4	757.78	877.56	
		8	-	500.00	
		1 - 2 years	1	50.00	600.00
	1 - 2 years	2	-	1,100.00	
		4	2,380.00	815.06	
		8	-	500.00	
		2 - 3 years	1	237.50	50.00
		2	-	800.00	
		3	-	77.96	
2 - 3 years	4	1,430.00	511.11		
	3 - 4 years	1	-	50.00	
	3	-	45.00		
	4	552.22	251.11		
	4 - 5 years	1	-	-	
	2	50.00	-		
3 - 4 years	3	241.67	-		
	4	130.00	-		
	> 5year	1	12.50	-	
	Base Rate/ Marginal Cost of Funds based Lending Rate (MCLR) + spread (0.10%)	< 1year	1	1,600.00	600.00
			2	250.00	250.00
			4	600.00	-

## Notes to Consolidated Financial Statements

(All amounts are in crores of Indian rupees, unless otherwise stated)

Rate of Interest	Maturity	Installments	Amount outstanding	
			March 31, 2023	March 31, 2022
	1 - 2 years	1	1,000.00	600.00
		2	-	250.00
		3	375.00	-
		4	100.00	-
	2 - 3 years	1	1,000.00	-
		4	100.00	-
	3 - 4 years	4	100.00	-
	4- 5 years	3	75.00	-
Rate based on T Bill + Spread	< 1 year	1	2,250.00	1,715.50
		2	-	225.00
		3	125.00	60.00
		4	3,964.78	1,413.52
		8	500.00	-
		12	200.00	200.00
	1 - 2 years	1	1,550.00	1,460.00
		2	-	-
		3	137.96	125.00
		4	3,080.83	2,137.26
		12	200.00	200.00
	2 - 3 years	1	1,800.00	1,080.00
		2	285.71	-
		3	45.00	435.00
		4	2,249.40	1,057.26
		9	150.00	-
		12	-	200.00
	3 - 4 years	1	1,657.14	880.00
		2	349.29	285.71
		4	410.83	285.83
		9	-	150.00
	4 - 5 years	1	615.00	923.75
		2	100.00	-
		4	-	110.83
Fixed Rate	< 1year	1	333.00	200.00
		2	222.22	100.00
		4	772.72	530.40
	1 - 2 years	1	1,516.33	333.00
		2	222.22	100.00
		3	102.20	-
		4	636.32	380.40
	2 - 3 years	1	1,684.00	1,516.33
		2	222.22	221.00
		3	-	102.20
		4	636.32	-
	3 - 4 years	1	1,350.00	1,517.33
		2	222.22	100.00
		4	636.32	-

## Notes to Consolidated Financial Statements

(All amounts are in crores of Indian rupees, unless otherwise stated)

Rate of Interest	Maturity	Installments	Amount outstanding	
			March 31, 2023	March 31, 2022
	4 - 5 years	1	277.78	1,183.33
		4	636.32	-
	> 5 years	1	113.77	-
		2	91.00	-
Repo	< 1year	1	458.33	233.33
		2	400.00	829.40
		3	33.33	243.33
		4	3,232.88	1,132.86
		6	416.67	-
		8	-	360.00
		12	-	833.33
	1 - 2 years	1	601.19	233.33
		2	1,121.00	300.00
		3	251.79	33.33
		4	2,581.74	2,516.66
		6	-	416.67
	2 - 3 years	1	-	601.19
		2	1,000.00	150.00
		3	18.75	251.79
		4	1,896.02	2,124.51
	3 - 4 years	1	43.75	-
		2	760.00	150.00
		3	794.20	18.75
		4	642.22	1,438.80
	4 - 5 years	1	425.00	35.00
		2	211.11	10.00
		3	-	794.20
		4	-	220.00
	> 5 Years	1	-	50.00
Overnight MIBOR	< 1 year	1	70.56	-
	1 -2 years	2	111.11	-
	2 - 3 years	2	111.11	-
	3 - 4 years	2	111.11	-
	4 - 5 years	2	111.11	-
<b>Total</b>			<b>57,532.22</b>	<b>43,470.43</b>
3M MIBOR + Spread	< 1year	1	-	75.00
USD 3M LIBOR + Spread	< 1year	4	233.85	215.70
	1-2 years	4	233.85	215.70
	2-3 years	4	233.85	215.70
	3 - 4 years	4	233.85	215.70
	4 - 5 years	4	233.85	215.70
	>5 Years	5	58.47	269.63
USD 6M LIBOR + Spread	< 1year	1	-	1,364.18
	1-2 years	1	755.92	-
	2-3 years	1	-	697.25

## Notes to Consolidated Financial Statements

(All amounts are in crores of Indian rupees, unless otherwise stated)

Rate of Interest	Maturity	Installments	Amount outstanding	
			March 31, 2023	March 31, 2022
USD 6M SOFR + Spread	2-3 years	1	821.65	-
USD 3M SOFR + Spread	< 1year	1	828.89	-
USD 12M LIBOR + Spread	< 1year	1	-	615.28
<b>Total</b>			<b>3,634.18</b>	<b>4,099.84</b>

The Group has raised funds in the form of Foreign Currency Loans / External Commercial Borrowings whose interest payments are benchmarked to LIBOR rates. The maturity of some of those contracts are beyond June 2023 (IBOR Transition date). Based on the assessment performed by the Group, no significant impact is assessed on those contracts upon this transition.

Details of Securitised loan		Amount outstanding*	
Rate of Interest	Maturity	March 31, 2023	March 31, 2022
	Less than 1 year	3,975.72	1,426.19
Fixed	1-2 year	3,052.67	838.30
(4.9% to 8%)	2-3 year	1,771.34	383.37
	3-4 year	690.48	130.14
	4-5 year	72.07	30.94
	More than 5 years	51.71	80.55
<b>Total</b>		<b>9,613.99</b>	<b>2,889.49</b>
	Less than 1 year	46.32	67.79
Floating	1-2 year	41.92	58.04
Base Rate/MCLR - spread	2-3 year	43.09	60.95
(0.75% to 2.65%)	3-4 year	41.08	60.88
	4-5 year	34.34	56.30
	more than 5 years	144.73	237.34
<b>Total</b>		<b>351.48</b>	<b>541.30</b>

\* Represents amounts to be paid to the securitisation trust as per the securitisation cash flows net of amounts to be received against Investment in PTC.

### Note - 21 Subordinated Liabilities (At Amortised cost)

Particulars	As at March 31, 2023	As at March 31, 2022
Perpetual Debt - Unsecured	1,529.40	1,328.99
Subordinated Debt - Unsecured		
a) Rupee Denominated Bonds	407.94	407.36
b) Other Subordinated Debts	2,413.92	2,076.91
<b>Total</b>	<b>4,351.26</b>	<b>3,813.26</b>

#### Note - 21.1

- All Subordinated liabilities have been contracted in India except for Rupee denominated bonds.
- The Group has not defaulted in the repayment of dues to its lenders during the year and in the previous year.
- Details of repayment such as date of repayment, interest rate and amount to be paid have been disclosed in Note 21.2 based on the Contractual terms.



## Notes to Consolidated Financial Statements

(All amounts are in crores of Indian rupees, unless otherwise stated)

### Note - 21.2 Details of Subordinated Liabilities - Contractual principal repayment value (before inter-company eliminations)

#### (i) Unsecured Redeemable Non-Convertible Debentures - Subordinated debt - Redeemable at par - No put call option

No. of Debentures	Face Value ₹	Balance as at		Due date of redemption	Rate of interest %
		March 31, 2023	March 31, 2022		
290	1,00,00,000	290.00	-	Dec-32	8.65
150	1,00,00,000	150.00	150.00	Feb-32	8.10
200	1,00,00,000	200.00	200.00	Oct-31	7.90
400	1,00,00,000	400.00	400.00	Jan-30	9.25
4000	5,00,000	200.00	-	Oct-29	9.00
3000	10,00,000	300.00	300.00	Aug-28	9.75
5300	10,00,000	530.00	530.00	Mar-28	9.05
1500	10,00,000	150.00	150.00	Aug-27	8.53
2500	10,00,000	250.00	250.00	Jun-27	8.78 to 8.80
100	10,00,000	10.00	10.00	Nov-26	9.20
150	10,00,000	15.00	15.00	Jun-24	11.00
50	10,00,000	5.00	5.00	May-24	11.00
250	10,00,000	25.00	25.00	Apr-24	11.00
250	10,00,000	25.00	25.00	Mar-24	11.00
200	10,00,000	20.00	20.00	Feb-24	11.00
250	10,00,000	25.00	25.00	Jan-24	11.00
2000	10,00,000	200.00	200.00	Nov-23	9.08 to 9.20
500	10,00,000	50.00	50.00	Oct-23	9.08
150	10,00,000	15.00	15.00	Sep-23	11.00
600	10,00,000	-	60.00	Dec-22	11.05 to 11.25
		<b>2,860.00</b>	<b>2,430.00</b>		

#### (ii) Unsecured Redeemable Non-Convertible Debentures - Subordinated debt - Redeemable at premium - No put call option

No. of Debentures	Face Value ₹	Balance as at		Due date of redemption	Redemption price ₹	Premium ₹
		March 31, 2023	March 31, 2022			
150	10,00,000	15.00	15.00	Nov-23	17,57,947	7,57,947
		<b>15.00</b>	<b>15.00</b>			

#### (iii) Key terms of debentures issued by CMSGICL

Issue size (₹ Crores)	100.00
Security Name	8.47% Chola MS 2032
Coupon Rate	8.47%
Date of Allotment	June 02, 2022
Call option	At the end of five years from the Deemed date of allotment or every year thereafter. Such call option may be exercised by the Issuer with the prior approval of IRDAI and in accordance with the IRDAI Regulations.

## Notes to Consolidated Financial Statements

(All amounts are in crores of Indian rupees, unless otherwise stated)

Type of Instrument	Unsecured, rated, subordinated, fully paid-up, listed, redeemable and non-convertible debentures.
Security of debentures issued	The debenture issued is Unsecured, subordinated, fully paid-up, listed, redeemable and non-convertible debentures (the "Debentures"). The claims of the Debenture Holders shall be superior to the claims of the investors in preference shares and equity shares of the Issuer in that order but shall be subordinated to the claims of the policyholders and all other creditors.

### (iv) Unsecured Redeemable Non-Convertible Debentures - Perpetual debt

No. of Debentures	Face Value ₹	Balance as at		Maturity Date - Perpetual #	Rate of interest % (increase by 100 bps if call option is not exercised on the due date)
		March 31, 2023	March 31, 2022		
340	5,00,000	17.00	-		
460	5,00,000	23.00	-		
6000	5,00,000	300.00	-		
400	5,00,000	20.00	-		
400	5,00,000	20.00	-		
21	1,00,00,000	21.00	-		
480	5,00,000	24.00	-		
1200	5,00,000	60.00	-		
45	1,00,00,000	45.00	-		
25	1,00,00,000	25.00	25.00	Mar-32	9.10
30	1,00,00,000	30.00	30.00	Sep-31	8.98
40	1,00,00,000	40.00	40.00	Jul-31	9.05
100	1,00,00,000	100.00	100.00	May-31	9.20
2000	5,00,000	100.00	100.00	Mar-31	9.25
900	5,00,000	45.00	45.00	Nov-30	9.30
1000	5,00,000	50.00	50.00	Dec-29	10.75
1120	5,00,000	56.00	56.00	Mar-29	10.83
5000	5,00,000	250.00	250.00	Feb-29	10.88
500	5,00,000	25.00	25.00	Aug-24	12.80
174	10,00,000	17.40	17.40	Jul-24	12.90
500	5,00,000	25.00	25.00	Jun-24	12.90
500	5,00,000	25.00	25.00	Feb-24	12.90
50	10,00,000	5.00	5.00	Jan-24	12.60
1,031	10,00,000	103.10	103.10	Dec-23	12.50 to 12.60
245	10,00,000	24.50	24.50	Oct-23	12.60
1,000	5,00,000	50.00	50.00	Oct-23	12.90
300	10,00,000	-	30.00	Feb-23	12.80
1,450	10,00,000	-	145.00	Dec-22	12.70 to 12.80
860	5,00,000	-	43.00	Sep-22	12.75
2,000	5,00,000	-	100.00	Aug-22	12.90
		<b>1,501.00</b>	<b>1,289.00</b>		

# Group can redeem using Call option on the maturity date with prior approval of RBI.

## Notes to Consolidated Financial Statements

(All amounts are in crores of Indian rupees, unless otherwise stated)

### Note - 22 Insurance Contract Liabilities

Particulars	As at March 31, 2023	As at March 31, 2022
Claims Outstanding	8,730.14	7,878.76
Unclaimed amount of Policy holders	5.61	4.13
Agents' balances	70.07	47.78
<b>Total</b>	<b>8,805.82</b>	<b>7,930.67</b>

#### (i) Movement in Claims Outstanding

Particulars	Year ended March 31, 2023	Year ended March 31, 2022
At the beginning of the year - Gross Liability	7,878.76	7,243.30
- Reinsurance Asset (Note 10A)	(874.16)	(780.29)
- Net Liability	7,004.60	6,463.20
Claims incurred in the year (for loss occurred in the year)	3,241.86	2,835.90
Adjustment to claims incurred in prior years due to changes in assumptions	(378.76)	(419.89)
Claims paid during the year	(1,927.12)	(1,874.42)
<b>At the End of the year - Net Liability</b>	<b>7,940.58</b>	<b>7,004.60</b>
- Gross Liability	<b>8,730.14</b>	<b>7,878.76</b>
- Reinsurance Asset (Note 10A)	<b>(789.56)</b>	<b>(874.16)</b>

#### (ii) Movement in Unclaimed Amount of Policy Holders

Particulars	Year ended March 31, 2023	Year ended March 31, 2022
At the beginning of the year	4.13	5.75
Adjustments during the year	1.48	(1.62)
<b>At the end of the year</b>	<b>5.61</b>	<b>4.13</b>

#### (iii) Movement in Agent's balances

Particulars	Year ended March 31, 2023	Year ended March 31, 2022
At the beginning of the year	47.78	24.31
Adjustments during the year	22.29	23.47
<b>At the end of the year</b>	<b>70.07</b>	<b>47.78</b>

### Note - 22A Other Financial Liabilities

Particulars	As at March 31, 2023	As at March 31, 2022
Unpaid dividend	1.85	2.06
Advances from customers	42.80	33.23
Security Deposits received	4.83	3.43
Collections towards derecognised assets pending remittance	111.00	178.37
Lease liability	211.99	166.78
Other liabilities	112.62	152.26
	<b>485.09</b>	<b>536.13</b>

## Notes to Consolidated Financial Statements

(All amounts are in crores of Indian rupees, unless otherwise stated)

### Note - 23 Provisions

Particulars	As at March 31, 2023	As at March 31, 2022
<b>Provision for Employee Benefits</b>		
- Compensated absences	112.78	98.74
	<b>112.78</b>	<b>98.74</b>
<b>Other Provisions</b>		
Provision for Contingencies and Service Tax claims	39.53	39.53
Provision for Undrawn commitments (For commitments refer Note 41(b))	11.79	1.20
	<b>51.32</b>	<b>40.73</b>
	<b>164.10</b>	<b>139.47</b>

### Note - 24 Other Non Financial Liabilities

Particulars	As at March 31, 2023	As at March 31, 2022
<b>Insurance Contract Liabilities</b>		
Provision for unearned premiums (Refer Note (i) below)	5,443.32	4,433.76
Unallocated premium (Refer Note (ii) below)	304.37	120.82
Provision for premium deficiency (Refer Note (iii) below)	44.00	-
Premium received in advance (Refer Note (iv) below)	14.76	26.55
<b>Total (A)</b>	<b>5,806.45</b>	<b>4,581.13</b>
<b>Others</b>		
Income received in advance	2.96	6.07
Statutory Liabilities	131.56	47.30
Other Liabilities	4.73	6.52
<b>Total (B)</b>	<b>139.25</b>	<b>59.89</b>
<b>Total (A) + (B)</b>	<b>5,945.70</b>	<b>4,641.02</b>

#### (i) Movement in Provision for unearned premiums

Particulars	Year ended March 31, 2023	Year ended March 31, 2022
At the beginning of the year - Gross Liability	4,433.76	3,859.52
- Reinsurance Asset (Note 10A)	(829.38)	(721.32)
- Net Liability	3,604.38	3,138.20
Premiums written in the year	4,821.97	3,903.28
Premiums recognised during the year	(4,019.21)	(3,437.10)
<b>At the end of the year - Net Liability</b>	<b>4,407.14</b>	<b>3,604.38</b>
- Gross Liability	<b>5,443.32</b>	<b>4,433.76</b>
- Reinsurance Assets (Note 10B)	<b>(1,036.18)</b>	<b>(829.38)</b>

#### (ii) Movement in Unallocated premium

Particulars	Year ended March 31, 2023	Year ended March 31, 2022
At the beginning of the year	120.82	114.76
Adjustments during the year	183.55	6.06
<b>At the end of the year</b>	<b>304.37</b>	<b>120.82</b>

## Notes to Consolidated Financial Statements

(All amounts are in crores of Indian rupees, unless otherwise stated)

### (iii) Movement in Provision for premium deficiency

Particulars	Year ended March 31, 2023	Year ended March 31, 2022
At the beginning of the year	-	57.88
Recognised during the year	44.00	-
Utilised during the year	-	57.88
<b>At the end of the year</b>	<b>44.00</b>	<b>-</b>

### (iv) Movement in Premium received in advance

Particulars	Year ended March 31, 2023	Year ended March 31, 2022
At the beginning of the year	26.55	59.45
Incurred during the year	(443.60)	(327.02)
Premiums recognised during the year	431.81	294.12
<b>At the end of the year</b>	<b>14.76</b>	<b>26.55</b>

### Note - 25 Equity Share Capital

Particulars	As at March 31, 2023		As at March 31, 2022	
	Nos.	Amount	Nos.	Amount
<b>AUTHORISED</b>				
Equity Shares of ₹1/- each	43,00,00,000	43.00	43,00,00,000	43.00
		<b>43.00</b>		<b>43.00</b>
<b>ISSUED, SUBSCRIBED AND FULLY PAID UP</b>				
Equity Shares of ₹1/- each	18,77,77,462	18.78	18,77,42,892	18.77
		<b>18.78</b>		<b>18.77</b>

#### a) Reconciliation of number of shares and amount outstanding at the beginning and at the end of the year:

Particulars	As at March 31, 2023		As at March 31, 2022	
	Nos.	Amount	Nos.	Amount
<b>Equity Shares</b>				
At the beginning of the year	18,77,42,892	18.77	18,77,22,982	18.77
Issued during the year	34,570	0.00	19,910	0.00
<b>Outstanding at the end of the year</b>	<b>18,77,77,462</b>	<b>18.78</b>	<b>18,77,42,892</b>	<b>18.77</b>

Note : The Parent has received an amount of ₹34,570 on allotment of Shares under Employee Stock Options for the year ended March 31, 2023 (₹19,910 for the year ended March 31, 2022)

#### b) Terms/rights attached to Equity shares

The Parent has only one class of equity shares having par value of INR 1 per share. Each holder of equity shares is entitled to one vote per share. The Parent declares and pays dividends in Indian Rupees. The dividend proposed by the Board of Directors is subject to the approval of the shareholders in the ensuing Annual General Meeting except in case of Interim Dividend.

Repayment of capital will be in proportion to the number of equity shares held.

## Notes to Consolidated Financial Statements

(All amounts are in crores of Indian rupees, unless otherwise stated)

### c) Details of shareholding more than 5% shares in the Parent

Particulars	As at March 31, 2023		As at March 31, 2022	
	Nos.	% holding in the class	Nos.	% holding in the class
<b>Equity Shares</b>				
Ambadi Investments Limited	7,07,66,595	37.69	7,07,66,595	37.69

As per records of the Parent, including its register of shareholders/members and other declarations received from shareholders regarding beneficial interest, the above shareholding represents both legal and beneficial ownership of shares.

### d) Shares reserved for issue under options

Refer Note 43 for details of shares reserved for issue under options.

### e) Status on Global Depository Receipts (GDR)

The aggregate number of GDRs outstanding as at March 31, 2023 is Nil (as at March 31, 2022 - 23,460) each representing one Equity Share of ₹ 1 face value (Previous Year ₹ 1 face value). GDR % against total number of shares is Nil (as at March 31, 2022 - 0.01%). The GDRs carry the same terms / rights attached to Equity Shares of the Company.

### f) Shareholding of Promoters

SN.	Name of the Promoter (P) / Promoter Group (PG)	As on March 31, 2023		As on March 31, 2022		Category	% Change during the year
		No. of shares	% to shares	No. of shares	% to shares		
1	Ambadi Investments Limited	7,07,66,595	37.69	7,07,66,595	37.69	Promoter	-
2	Ambadi Enterprises Ltd	10,58,200	0.56	10,58,200	0.56	Promoter	-
3	Murugappa & Sons (M.V.Subbiah, MA Alagappan and M M Murugappan hold shares on behalf of the Firm)	8,63,980	0.46	8,63,980	0.46	Promoter	-
4	Arun Alagappan	8,33,090	0.44	8,33,090	0.44	Promoter	-
5	M.A.Alagappan	7,10,000	0.38	7,10,000	0.38	Promoter	-
6	M V Murugappan - HUF ( Valli Arunachalam holds shares in the capacity as karta)	5,43,330	0.29	5,43,330	0.29	Promoter	-
7	A Venkatachalam	5,13,610	0.27	5,13,610	0.27	Promoter	-
8	M A M Arunachalam	4,70,160	0.25	4,70,160	0.25	Promoter	-
9	A Vellayan	3,82,400	0.20	3,82,400	0.20	Promoter	-
10	M M Murugappan HUF(M M Murugappan holds shares in the capacity as kartha)	3,55,330	0.19	3,55,330	0.19	Promoter	-
11	V Arunachalam	3,38,990	0.18	3,38,990	0.18	Promoter	-
12	V Narayanan	2,81,140	0.15	2,81,140	0.15	Promoter	-
13	M M Muthiah HUF (M M Murugappan hold shares in the capacity as kartha)	2,77,360	0.15	2,77,360	0.15	Promoter	-
14	A Venkatachalam (Hold shares in the capacity as Kartha of HUF)	2,52,000	0.13	2,52,000	0.13	Promoter	-
15	A Vellayan (Hold shares in the capacity as Kartha of HUF)	2,49,500	0.13	2,49,500	0.13	Promoter	-
16	M M Murugappan	2,09,715	0.11	2,09,715	0.11	Promoter	-
17	Arun Venkatachalam	2,00,000	0.11	2,00,000	0.11	Promoter	-

## Notes to Consolidated Financial Statements

(All amounts are in crores of Indian rupees, unless otherwise stated)

SN.	Name of the Promoter (P) / Promoter Group (PG)	As on March 31, 2023		As on March 31, 2022		Category	% Change during the year
		No. of shares	% to shares	No. of shares	% to shares		
18	M V Subbiah (Hold shares in the capacity as Kartha of HUF)	1,71,200	0.09	1,71,200	0.09	Promoter	-
19	M A M Arunachalam (in the capacity of Karta of HUF)	1,48,660	0.08	1,48,660	0.08	Promoter	-
20	M A Alagappan HUF(M A Alagappan hold shares in the capacity as kartha )	1,30,660	0.07	1,30,660	0.07	Promoter	-
21	M M Venkatachalam	4,000	0.00	4,000	0.00	Promoter	-
22	Carborundum Universal Limited	1,000	0.00	1,000	0.00	Promoter	-
23	A M Meyyammai	9,31,500	0.50	9,31,500	0.50	Promoter Group	-
24	Lakshmi Ramaswamy Family Trust(AA Alagammai & Lakshmi Ramaswamy holds shares on behalf of Trust)	7,43,000	0.40	7,43,000	0.40	Promoter Group	-
25	Murugappa Educational and Medical Foundation	7,26,200	0.39	7,26,200	0.39	Promoter Group	-
26	Shambho Trust (M V Subbiah & S Vellayan are trustees of the trust)	5,97,340	0.32	5,97,340	0.32	Promoter Group	-
27	M A Murugappan Holdings LLP	5,46,860	0.29	5,46,860	0.29	Promoter Group	-
28	Saraswathi Trust (M V Subbiah, S Vellayan & M V Seetha Subbiah are trustees of the trust)	5,15,180	0.27	5,15,180	0.27	Promoter Group	-
29	M A Alagappan Holdings Private Limited	5,29,860	0.28	5,29,860	0.28	Promoter Group	-
30	Meenakshi Murugappan Family Trust (M M Murugappan & Meenakshi Murugappan are trustees of the trust)	5,00,000	0.27	5,00,000	0.27	Promoter Group	-
31	M M Muthiah Family Trust (M M Murugappan & M M Muthiah holds shares on behalf of the Trust)	4,78,055	0.25	4,78,055	0.25	Promoter Group	-
32	MM Veerappan Family Trust (MM Murugappan & Meenakshi Murugappan holds shares on behalf of the Trust)	4,68,055	0.25	4,68,055	0.25	Promoter Group	-
33	MV Muthiah Family Trust (M M Venkatachalam & M V Muthiah holds shares on behalf of the Trust)	4,59,830	0.24	4,59,830	0.24	Promoter Group	-
34	MV Subramanian Family Trust (Mr. MM Venkatachalam & MV Subramanian hold shares on behalf of Trust)	4,59,830	0.24	4,59,830	0.24	Promoter Group	-
35	M V AR Meenakshi	4,49,630	0.24	4,49,630	0.24	Promoter Group	-
36	MM Venkatachalam Family Trust (MM Venkatachalam & Lakshmi Venkatachalam hold shares on behalf of Trust)	4,03,900	0.22	4,03,900	0.22	Promoter Group	-
37	AR Lakshmi Achi Trust	3,91,510	0.21	3,91,510	0.21	Promoter Group	-
38	Valli Muthiah	-	-	3,87,080	0.21	Promoter Group	(100.00)
39	Lakshmi Venkatachalam Family Trust(M M Venkatachalam&Lakshmi Venkatachalam are trustees of trust)	3,79,905	0.20	3,79,905	0.20	Promoter Group	-
40	Meyyammai Venkatachalam	3,58,580	0.19	3,58,580	0.19	Promoter Group	-

## Notes to Consolidated Financial Statements

(All amounts are in crores of Indian rupees, unless otherwise stated)

SN.	Name of the Promoter (P) / Promoter Group (PG)	As on March 31, 2023		As on March 31, 2022		Category	% Change during the year
		No. of shares	% to shares	No. of shares	% to shares		
41	M.M.Muthiah Research Foundation	2,80,920	0.15	2,80,920	0.15	Promoter Group	-
42	M M Murugappan Family Trust (M M Murugappan & Meenakshi Murugappan are trustees of the trust)	2,31,800	0.12	2,31,800	0.12	Promoter Group	-
43	Sigapi Arunachalam	2,27,990	0.12	2,27,990	0.12	Promoter Group	-
44	Umayal.R.	2,26,580	0.12	2,26,580	0.12	Promoter Group	-
45	Arun Murugappan Children's Trust (MAM Arunachalam & Sigapi Arunachalam hold on behalf of trust)	2,20,278	0.12	2,20,278	0.12	Promoter Group	-
46	M A Alagappan Grand Children Trust (Arun Alagappan & AA Alagammai hold shares on behalf of Trust)	2,16,777	0.12	2,16,777	0.12	Promoter Group	-
47	Murugappan Arunachalam Children Trust (Sigapi Arunachalam alongwith others hold shares of Trust)	2,15,410	0.11	2,15,410	0.11	Promoter Group	-
48	Lakshmi Chocka lingam	1,58,660	0.08	1,58,660	0.08	Promoter Group	-
49	Valli Annamalai	1,57,127	0.08	1,57,127	0.08	Promoter Group	-
50	M Vellachi	5,97,425	0.32	5,97,425	0.32	Promoter Group	-
51	A M M Vellayan Sons P Ltd	38,430	0.02	38,430	0.02	Promoter Group	-
52	Pranav Alagappan	28,050	0.01	28,050	0.01	Promoter Group	-
53	Valliammai Murugappan	17,032	0.01	17,032	0.01	Promoter Group	-
54	MV Seetha Subbiah Benefit trust (M.V.Subbiah & S Vellayan hold shares on behalf of the Trust)	14,500	0.01	14,500	0.01	Promoter Group	-
55	Valli Subbiah Benefit Trust (S Vellayan & M V Subbiah hold shares on behalf of the Trust)	14,500	0.01	14,500	0.01	Promoter Group	-
56	Dhruv M Arunachalam	11,000	0.01	11,000	0.01	Promoter Group	-
57	Solachi Ramanathan	8,500	0.00	8,500	0.00	Promoter Group	-
58	M.M.Muthiah Sons Private Ltd	4,200	0.00	4,200	0.00	Promoter Group	-
59	A V Nagalakshmi	3,600	0.00	3,600	0.00	Promoter Group	-
60	V Vasantha	2,300	0.00	2,300	0.00	Promoter Group	-
61	Uma Ramanathan	2,000	0.00	2,000	0.00	Promoter Group	-
62	Lakshmi Venkatachalam	1,200	0.00	1,200	0.00	Promoter Group	-
63	Valli Alagappan	1,000	0.00	1,000	0.00	Promoter Group	-
64	A.Keertika Unnamalai	500	0.00	500	0.00	Promoter Group	-
65	Meenakshi Murugappan	70	0.00	70	0.00	Promoter Group	-
66	Valli Arunachalam	4,96,095	0.26	4,96,095	0.26	Promoter Group	-
	<b>Total P/PG Holdings</b>	<b>9,08,76,099</b>	<b>48.40</b>	<b>9,12,63,179</b>	<b>48.61</b>		
	<b>Paid up share capital</b>	<b>18,77,77,462</b>		<b>18,77,42,892</b>			



## Notes to Consolidated Financial Statements

(All amounts are in crores of Indian rupees, unless otherwise stated)

### Note - 26 Other Equity

#### Note - 26a Statutory Reserve

As per the requirements of Section 45-IC of the Reserve Bank of India Act, 1934, every Non Banking Finance Company (NBFC) is required to transfer 20% of the total profits after tax for the year to a specific reserve by name of Statutory Reserve. Two entities (CFHL & CIFCL) in the Group, based on the above regulation transferred an amount equivalent to 20% of the total profits after tax for the current year to such reserve.

#### Note - 26b Capital Reserve

Capital Reserve represents the amount that has been received as a capital grant from the Government of Maharashtra for the set up of a unit in 2008-09 based on the fulfillment of certain conditions in connection with the set up of such unit. Pursuant to the Scheme of Arrangement for demerger in year 2016-17, this amount has been retained in the Company.

#### Note - 26c Capital Reserve On Consolidation

Capital reserve on consolidation represents the effect on reserves on account of additional investment in CIFCL during the year 2019-20.

#### Note - 26d Debenture Redemption Reserve

As one of the entity (MSGICL) in the Group has issued redeemable non-convertible debentures, it has created Debenture Redemption Reserve (DRR) in accordance with the requirements of The Companies (Share capital and Debentures) Rules, 2014. Pursuant to amendment vide Ministry of Corporate Affairs notification no. G. S. R 574 (E) dated August 16, 2019 of Companies (Share Capital and Debenture) Rules, 2014 MSGICL is not required to create any additional DRR. Other entities in the Group are either exempt or creation of DRR is not applicable. Accordingly the Group continues to hold the existing DRR of ₹20 crores as at March 31, 2023.

#### Note - 26e Capital Redemption Reserve

Capital redemption reserve represents the amount equal to the nominal value of shares that were redeemed during the prior years. The reserve can be utilized only for specific purposes such as issuance of bonus shares in accordance with the provisions of the Companies Act, 2013.

#### Note - 26f Securities Premium Account

Securities Premium Account is used to record the premium on issue of shares. The reserve can be utilised only for specific purposes such as issuance of bonus shares in accordance with the provisions of the Companies Act, 2013.

#### Note - 26g General Reserve

Under the erstwhile Companies Act, 1956. a general reserve was created through an annual transfer of net income at a specified percentage in accordance with applicable regulations. The purpose of these transfers was to ensure that if a dividend distribution in a given year is more than 10.00% of the paid-up capital of the Company for that year, then the total dividend distribution is less than the total distributable reserves for that year. Consequent to introduction of Companies Act, 2013. the requirement of mandatory transfer of a specified percentage of the net profit to general reserve has been withdrawn and the entities in the Group can optionally transfer any amount from the surplus of profit or loss to the General reserves.

#### Note - 26h Share Based Payments Reserve

Under IND AS 102, "Share based payment", fair value of the options granted is required to be accounted as expense over the life of the vesting period as employee compensation costs, reflecting the period of receipt of service. Stock options granted but not vested as on the transition date were valued for expired period, calculated from the grant date till date of transition, and were credited to Share Based Payment reserve.

#### Note - 26i Retained Earnings

The amount that can be distributed by the entities in the Group as dividends to its equity shareholders is determined based on the financial statements of the respective entities in the Group and also considering the requirements of the Companies Act, 2013. Thus, the amounts reported above are not distributable in entirety.

## Notes to Consolidated Financial Statements

(All amounts are in crores of Indian rupees, unless otherwise stated)

### Note - 26j Cashflow hedge reserve

Cash flow hedge reserve represents the cumulative effective portion of gains or losses arising on changes in fair value of hedging instruments entered into for cash flow hedges, which shall be reclassified to profit or loss only when the hedged transaction affects the profit or loss, or included as a basis adjustment to the non-financial hedged item, consistent with the Group accounting policies.

### Note - 26k FVOCI reserve

The Group has elected to recognise changes in the fair value of certain investments in equity securities in Other Comprehensive Income. These changes are accumulated within the FVOCI equity investments reserve within equity. The Group transfers amounts from this reserve to retained earnings when the relevant equity securities are derecognised.

### Note - 26l Share Application Money pending Allotment at the end of the year

Pertains to money received for the allotment of shares pursuant to the Employee Stock Options Scheme. The money collected based on the exercise of the option as per the ESOP scheme will get included here and subsequently on allotment of shares, the balances will be appropriated to share capital and share premium balances.

### Note - 26m Proposed Dividend

The Board of Directors of the Parent at their meeting held on May 12, 2023, have recommended a final dividend of 55% being ₹0.55 per equity share of face value of ₹1/- of the Parent, for the year ended March 31, 2023 which is subject to approval by the shareholders at the ensuing Annual General Meeting.

Particulars	Year ended March 31, 2023	Year ended March 31, 2022
<b>Revenue from Operations</b>		
<b>Note - 27A</b>		
<b>Interest Income</b>		
(a) Loans		
- Bills Discounting	69.37	17.51
- Term Loans	11,737.13	9,307.52
(b) Debt Securities	807.65	608.16
(c) Alternate Investment Fund & Long term financial assets	5.01	1.94
(d) Terrorism Pool (under IRDA Regulations)	11.68	8.68
(e) Bank Deposits		
- Bank Deposits under lien	26.88	15.44
- Other Bank Deposits free of lien	122.61	182.72
(f) Other Deposits		
- Deposits with Financial Institutions	-	13.59
(g) Government Securities	95.00	95.12
(h) Treasury Bills	45.90	-
<b>Total (A)</b>	<b>12,921.23</b>	<b>10,250.68</b>
<b>Note - 27B</b>		
<b>Fees &amp; Commission income *</b>		
- Term Loans	524.37	383.74
- Reinsurance Commission	462.55	378.14
- Other services	48.17	38.88
<b>Total (B)</b>	<b>1,035.09</b>	<b>800.76</b>
*Services are transferred at a point in time		

## Notes to Consolidated Financial Statements

(All amounts are in crores of Indian rupees, unless otherwise stated)

Particulars	Year ended March 31, 2023	Year ended March 31, 2022
<b>Note - 27C</b>		
<b>Premium earned (net of re-insurance)</b>	4,015.36	3,435.53
<b>Total (C)</b>	<b>4,015.36</b>	<b>3,435.53</b>
<b>Gross Earned Premium</b>		
Premium from Direct Business Written	6,358.70	5,162.28
Premium on re-insurance accepted	44.37	29.81
<b>Gross Written Premium</b>	<b>6,403.07</b>	<b>5,192.09</b>
Adjustments for Change in Provision for Unexpired Risks	(1,009.57)	574.23
<b>Total Premium Earned (Gross)</b>	<b>5,393.50</b>	<b>4,617.86</b>
Less: Premium ceded to reinsurers (a)	(1,584.94)	1,290.39
Adjustments for Change in Provision for Unexpired Risks on reinsurance ceded (b)	206.80	108.06
Net premium ceded to reinsurers (a) - (b)	(1,378.14)	(1,182.33)
<b>Total Premium income (net of reinsurance)</b>	<b>4,015.36</b>	<b>3,435.53</b>
<b>Note: 27D</b>		
<b>Investment income</b>		
- Dividend income	7.02	4.23
<b>Total (D)</b>	<b>7.02</b>	<b>4.23</b>
<b>Note - 27E</b>		
<b>Net gain on fair value changes</b>		
<b>Profit on Sale of Investments - Equity Instruments</b>		
- Realised Gains/(Loss) on Sale of Equity Instruments (net)	82.84	34.30
- Fair Value changes of Equity Instruments - Gain/(loss)	2.40	5.43
<b>Net gain on fair value changes on FVTPL - Unrealised-Convertible Note</b>	0.92	-
<b>Profit on Sale of Investments - Debt Instruments (net)</b>		
- Realised Gains/(Loss) on Sale of Debt Instruments - FVTPL	-	26.09
- Realised Gains/(Loss) on Sale of Debt Instruments - FVTOCI	9.02	3.31
- Realised Gains/(Loss) on Sale of Debt Instruments - At amortised cost	1.04	27.57
- Fair Value changes of Debt Instruments through Profit and Loss Account - Gain/(loss)	(10.14)	(29.10)
<b>Total (E)</b>	<b>86.08</b>	<b>67.60</b>
<b>Note - 27F</b>		
<b>Service Income</b>		
(a) Servicing and Collection fee on Assignment	3.09	5.04
(b) Other Service Income	78.00	79.71
<b>Total (F)</b>	<b>81.09</b>	<b>84.75</b>
<b>Note: Timing of revenue recognition</b>		
Services transferred at a point of time	75.09	78.75
Services transferred over a time	6.00	6.00
<b>Total</b>	<b>81.09</b>	<b>84.75</b>

### Details related to services transferred over a time

#### a) Contract balances

Particulars	As at March 31, 2023	As at March 31, 2022
Contract Liabilities	(1.59)	4.41

Contract liability relates to payments received in advance of performance under the contract. Contract liabilities are recognised as revenue as (or when) we perform under the contract.

## Notes to Consolidated Financial Statements

(All amounts are in crores of Indian rupees, unless otherwise stated)

### b) Movement in Contract liability during the year as follows

Particulars	Year ended March 31, 2023	Year ended March 31, 2022
Contract liability at the beginning of the year	4.41	10.41
Revenue Recognised during the year	6.00	6.00
Contract liability at the end of the year	(1.59)	4.41

Particulars	2022-23	2021-22
c) Total Revenue from contracts with Customer (27B+27F)	1,116.18	885.51

d) Due to Group's nature of business and the type of contracts entered with the customers, the Company does not have any difference between the amount of revenue recognized in the statement of profit and loss and the contracted price.

e) Impairment recognised for Contract asset is Nil as at March 31, 2023 (Nil - March 31, 2022)

f) Performance Obligation:

Servicing and Collection fee on Assignment: to collect the receivable from the customer and transfer the same to the assignee representative. Other Servicing Income: To enable space for advertising at the branches and other related services.

g) There are no significant return / refund / other obligations for any of the above mentioned services.

### Note - 28 Other Income

Particulars	Year ended March 31, 2023	Year ended March 31, 2022
Interest Income on Income tax refund	8.51	-
Recovery of Bad debts	220.43	83.35
Rent	0.51	0.51
Profit on sale of Fixed Assets (Net)	0.10	-
Miscellaneous Income	0.61	7.57
	<b>230.16</b>	<b>91.43</b>

### Note - 29 Finance Costs

Particulars	Year ended March 31, 2023	Year ended March 31, 2022
Interest on financial liabilities measured at amortised cost		
- Debt Securities	1,265.94	801.63
- Borrowings Other than Debt securities	4,081.36	3,072.43
- Subordinated Liabilities	370.55	395.65
Others		
- Bank charges	43.05	37.43
- Interest on lease liability	17.14	8.83
- Interest on Income tax	-	11.90
	<b>5,778.04</b>	<b>4,327.87</b>

## Notes to Consolidated Financial Statements

(All amounts are in crores of Indian rupees, unless otherwise stated)

### Note - 30 Insurance Claims

Particulars	Year ended March 31, 2023	Year ended March 31, 2022
Gross claims paid	2,716.29	2,441.03
Changes in Gross claims outstanding	851.38	635.46
Change in premium deficiency provision	44.00	(57.88)
<b>Gross Incurred claims (E)</b>	<b>3,611.67</b>	<b>3,018.61</b>
<b>RI Recovery</b>		
RI Recovery on Claims paid	789.18	566.62
Change in premium deficiency provision	-	2.05
Change in contract liabilities ceded to reinsurers	(84.60)	93.88
<b>Total RI Recovery (B)</b>	<b>704.58</b>	<b>662.55</b>
<b>Net Incurred Claims (A) - (B)</b>	<b>2,907.09</b>	<b>2,356.06</b>

### Note - 31 Impairment on Financial Instruments

Particulars	Year ended March 31, 2023	Year ended March 31, 2022
Impairment provision (net of reversals) on Loans-measured at amortised cost	848.38	879.94
Receivable and other Financial Assets - measured at amortised cost	1.33	-
Terrorism Pool Assets/other assets/ receivables	1.17	(0.22)
Debt Securities-measured at amortised cost	(15.13)	(90.64)
Investments Written Off*	4.34	46.35
Others	-	0.40
<b>Total</b>	<b>840.09</b>	<b>835.83</b>

\*The net carrying value of Non-Performing Assets as at March 31, 2023 of CMSGICL is Nil. During the year ended March 31, 2023, CMSGICL has recovered ₹16.06 crores from Reliance Home Finance Ltd., and IL&FS Financial Services Ltd., which was provided fully in the previous years. This is recorded as income during the year net of incremental impairment provision / write off of ₹12. 21 crores.

### Note - 32 Employee Benefits Expense

Particulars	Year ended March 31, 2023	Year ended March 31, 2022
Salaries, Bonus and Commission	1,696.42	1,244.13
Contribution to Provident and Other Funds		
-Employees' Provident Fund	65.75	49.51
-Superannuation Fund	5.02	4.12
Share based employee payments	28.46	20.48
Gratuity Expense	18.60	15.89
Staff Welfare Expenses	30.07	20.18
	<b>1,844.32</b>	<b>1,354.31</b>

## Notes to Consolidated Financial Statements

(All amounts are in crores of Indian rupees, unless otherwise stated)

### Note - 33 Other Expenditure

Particulars	Year ended March 31, 2023	Year ended March 31, 2022
Rent and facility charges	27.66	16.20
Rates and Taxes	52.09	52.69
Energy cost	18.74	13.77
Repairs and Maintenance	10.64	7.94
Communication Costs	50.62	39.53
Brokerage	6.49	5.24
Commission on insurance business	506.71	450.56
Printing and Stationery	26.04	22.35
Advertisement and publicity Expenses	742.41	454.08
Directors Fees, allowances and expenses	6.11	2.25
Marketing expenses	189.89	528.13
Auditors' Remuneration (Note 1 below)	2.00	1.92
Legal and Professional Charges	168.77	130.32
Insurance	28.10	26.99
Travelling and Conveyance	127.21	59.60
Information Technology Expenses	124.19	97.25
Loss on Sale of Property, Plant and Equipment (Net)	0.70	(0.12)
Recovery Charges	551.02	424.25
Corporate Social Responsibility Expenditure	47.82	43.31
Outsource cost	274.88	226.51
Miscellaneous Expenses	43.98	61.13
	<b>3,006.07</b>	<b>2,663.90</b>
Less : Expenses Recovered	(0.04)	(0.71)
	<b>3,006.03</b>	<b>2,663.19</b>

### Note 1

Particulars	Year ended March 31, 2023	Year ended March 31, 2022
Auditors' remuneration of Parent	0.25	0.19
Auditors' remuneration to predecessor auditor of Subsidiaries	-	0.22
Auditors' remuneration of Subsidiaries	1.75	1.51
	<b>2.00</b>	<b>1.92</b>

### Note - 34 Earnings Per Share

Particulars	Year ended March 31, 2023	Year ended March 31, 2022
Profit After Tax (₹ crs)	1,290.23	1,023.07
Weighted Average Number of Equity Shares (Basic)	18,77,53,270	18,77,32,278
Add: Dilutive effect relating to ESOP	-	13,351
Weighted Average Number of Equity Shares (Diluted)	18,77,53,270	18,77,45,629
Earnings per Share – Basic (₹)	68.72	54.50
Earnings per Share – Diluted (₹)	68.72	54.49
Face Value Per Share (₹)	1	1

## Notes to Consolidated Financial Statements

(All amounts are in crores of Indian rupees, unless otherwise stated)

### Note - 35 Income tax reconciliation

Particulars	Year ended March 31, 2023	Year ended March 31, 2022
Accounting profit before tax	3,824.40	3,043.56
Income tax rate of 25.17% (March 31,2022 – 25.17%)	981.37	784.67
Effects of:		
Difference in tax base for Donation & CSR expense	12.02	9.88
Share based payment expense – No deduction claimed under tax	7.07	5.47
Deduction u/s 57 of the Income Tax Act, 1961	(1.77)	(2.55)
Deduction u/s 80JJA of the Income Tax Act, 1961	-	(0.28)
Tax free interest income accrued	(0.89)	(2.30)
Deductions u/s 80M of the Income Tax Act, 1961	(2.60)	(2.60)
Other disallowance of the Income Tax Act, 1961	0.84	2.57
Other adjustments	10.05	6.47
<b>Income tax expense reported in statement of Profit and Loss</b>	<b>1,006.09</b>	<b>801.33</b>

### Note - 36 Transfer of financial assets

#### Note - 36.1 Transferred financial assets that are not derecognised in their entirety

The following tables provide a summary of financial assets that have been transferred in such a way that part or all of the transferred financial assets do not qualify for derecognition, together with the associated liabilities:

#### A) Securitisation

The Group has Securitised certain loans, however the Group has not transferred substantially all risks and rewards, hence these assets have not been de-recognised in its entirety.

Particulars	As at March 31, 2023	As at March 31, 2022
<b>Securitisations</b>		
Carrying amount of transferred assets measured at amortised cost	10,433.01	3,750.13
Carrying amount of associated liabilities (Borrowings other than Debt securities - measured at amortised cost)	10,711.01	3,672.47
Fair value of assets	10,379.49	3,805.13
Fair value of associated liabilities	9,957.39	3,427.67
Net position at Fair Value	422.10	377.46

#### B) Direct bilateral assignment

The Group has transferred certain loans (measured at amortised cost) by way of direct bilateral assignment, as a source of finance.

As per the terms of these deals, since substantial risk and rewards related to these assets were transferred to the buyer, the assets have been de-recognised from the Group's balance sheet.

The table below summarises the carrying amount of the derecognised financial assets measured at amortised cost and the gain/(loss) on derecognition, per type of asset.

Particulars	As at March 31, 2023	As at March 31, 2022
<b>Assignment</b>		
Carrying amount of de-recognised financial asset	1,762.48	2,764.99
Carrying amount of Retained Assets at amortised cost	203.51	317.34

## Notes to Consolidated Financial Statements

(All amounts are in crores of Indian rupees, unless otherwise stated)

Particulars	For the year ended March 31, 2023	For the year ended March 31, 2022
<b>Assignment</b>		
Gain on sale of the de-recognised financial asset	-	-

### Note - 36.2 Transferred financial assets that are derecognised in their entirety but where the Group has continuing involvement

The Group has not transferred any assets that are derecognised in their entirety where the Group continues to have continuing involvement. (Previous year – Nil)

### Note - 37 Micro and Small Enterprises

Based on and to the extent of the information received by the Group from the suppliers during the year regarding their status under the Micro, Small and Medium Enterprises Development Act, 2006 ('MSMED Act'), the relevant particulars as required under MSMED Act, are furnished below:

Particulars	As at/year ended March 31, 2023	As at/year ended March 31, 2022
Principal amount due to suppliers as at the year end	3.55	3.24
Interest accrued and due to suppliers on the above amount as at the year end	-	-
Payment made to suppliers (other than interest) beyond the appointed day, during the year	-	-
Interest paid to suppliers (other than Section 16)	-	-
Interest paid to suppliers (Section 16)	-	-
Interest due and payable to suppliers for payments already made	-	-
Interest accrued and remaining unpaid at the year end to suppliers	-	-

### Note - 38 Retirement Benefit

#### A) Defined contribution plan

A defined contribution plan is a pension plan under which the Group pays fixed contributions and where there is no legal or constructive obligation to pay further contributions. During the year, the Group recognised ₹57.24 Crores (Previous Year – ₹42.08 Crores) to Provident Fund under Defined Contribution Plan, ₹12.95 Crores (Previous Year – ₹11.10 Crores) for Contributions to Superannuation Fund and ₹0.24 Crores (Previous Year – ₹0.33 Crores) for Contributions to Employee State Insurance Scheme in the Statement of Profit and Loss.

#### B) Gratuity

The Group's defined benefit gratuity plan is a final salary plan for Indian employees, which requires contributions to be made to a separately administered fund. The gratuity plan is funded with Life Insurance Corporation of India (LIC). The gratuity plan is governed by the Payment of Gratuity Act, 1972. Under the said act, employee who has completed five years of service is entitled to specific benefit. The level of benefits provided depends on the employee length of service and salary at retirement age. The following tables summarise the components of net benefit expense recognised in the statement of Profit or Loss and the funded status and amounts recognised in the Balance Sheet for the respective plans :



## Notes to Consolidated Financial Statements

(All amounts are in crores of Indian rupees, unless otherwise stated)

### Details of Actuarial Valuation:

Particulars	Year ended March 31, 2023	Year ended March 31, 2022
<b>A. Benefit obligation</b>		
<b>Projected Benefit Obligation at the beginning of the year</b>	<b>104.45</b>	<b>89.37</b>
Current Service Cost	17.65	14.48
Interest Cost	7.05	5.61
Remeasurement Losses/(Gains)		
a) Effect of changes in demographic assumptions	0.01	0.03
b) Effect of experience adjustments	(4.11)	(0.29)
c) Effect of changes in financial assumptions	2.52	3.11
Benefits paid	(8.77)	(6.06)
Transfer in / Out	1.76	-
<b>Projected Benefit Obligation at the end of the year</b>	<b>120.56</b>	<b>104.45</b>
<b>B. Change in Plan Assets</b>		
Fair Value of Plan Assets at the beginning of the year	88.97	66.96
Expected Returns on Plan Assets	6.10	4.17
Employer's Contribution	26.56	23.14
Benefits paid	(9.01)	(6.06)
Return on plan assets (excluding interest income)	1.27	0.76
<b>Fair Value of Plan Assets at the end of the year</b>	<b>113.89</b>	<b>88.97</b>
<b>C. Amount Recognised in the Balance Sheet</b>		
Fair Value of Plan Assets as at the end of the year	113.89	88.97
Liability at the end of the year	120.56	104.45
<b>Amount Recognised in the Balance Sheet – (Liability) / Asset</b>	<b>(6.67)</b>	<b>(15.48)</b>
<b>D. Cost of the Defined Benefit Plan for the year</b>		
Current Service Cost	17.65	14.45
Net interest (income)/expense	7.05	5.61
Expected Return on Plan Assets	(6.10)	(4.17)
<b>Net Cost recognized in the statement of Profit and Loss</b>	<b>18.60</b>	<b>15.89</b>
<b>E. Remeasurement Losses/(Gains)</b>		
a) Effect of changes in demographic assumptions	0.01	0.03
b) Effect of experience adjustments	2.52	3.11
c) Return on plan assets (excluding interest income)	0.49	(0.75)
d) Effect of changes in financial assumptions	(4.11)	(2.09)
<b>Net cost recognised in Other Comprehensive Income</b>	<b>(1.09)</b>	<b>0.30</b>
<b>F. Assumptions</b>		
Discount Rate	7.25% to 7.30% p.a.	6.68% to 6.70% p.a.
Future salary increase	7.50% to 8.00% p.a.	7.00% to 8.00% p.a.
Attrition Rate		
Senior management	13% p.a.	13% p.a.
Middle management	13% p.a.	13% p.a.
Others	13% to 17% p.a.	13% to 17% p.a.
Expected rate of return on Plan Assets	6.70% to 7.50% p.a.	6.70% to 7.50% p.a.
Mortality	Indian Assured Lives (2012-14) Ultimate	Indian Assured Lives (2012-14) Ultimate

## Notes to Consolidated Financial Statements

(All amounts are in crores of Indian rupees, unless otherwise stated)

Particulars	Year ended March 31, 2023	Year ended March 31, 2022
<b>G. Expected Payment for future years</b>		
Within the next 12 months (next annual reporting period)	18.60	15.91
Between 2 and 5 years	61.94	51.99
Between 5 and 10 years	56.56	45.77
Beyond 10 Years	51.07	43.51
<b>Total Expected Payments</b>	<b>188.17</b>	<b>157.18</b>

### H. Sensitivity Analysis:

Particulars	Year ended March 31, 2023		Year ended March 31, 2022	
	Increase	Decrease	Increase	Decrease
Discount Rate (+/- 0.50% - 1%)	115.03	127.72	99.13	110.35
Salary Growth Rate (+/- 0.50% - 1%)	126.82	115.66	109.55	99.66
Attrition Rate (+/- 5% - 50% of attrition rates)	99.20	100.69	85.08	87.97
Mortality Rate (+/- 5% - 10% of mortality rates)	100.04	100.02	86.34	86.34

### I. Notes:

- (i) The estimate of future salary increase takes into account inflation, seniority, promotion and other relevant factors.
- (ii) Discount rate is based on the prevailing market yields of Indian Government Bonds as at the Balance Sheet date for the estimated term of the obligation.
- (iii) The entire Plan Assets are invested in insurer managed funds with Life Insurance Corporation of India.
- (iv) The above sensitivity analysis are based on change in an assumption which is holding all the other assumptions constant. In practice, this is unlikely to occur, and changes in some assumptions may be correlated. When calculating the sensitivity of defined benefit obligation to significant actuarial assumptions the same method of present value of defined benefit obligations calculated with Projected unit cost method at the end of the reporting period has been applied while calculating defined benefit liability recognised in the balance sheet.
- (v) The method and type of assumptions used in preparing the sensitivity analysis does not change compared to the prior periods.

### Description of Risk exposures

Valuations are performed on certain basic set of pre-determined assumptions and other regulatory framework which may vary over time. Thus, the Group is exposed to various risks in providing the above gratuity benefit which are as follows:

- (a) **Interest Rate risk:** The plan exposes the Group to the risk of fall in interest rates . A fall in interest rates will result in an increase in the ultimate cost of providing the above benefit and will thus result in an increase in the value of the liability(as shown in financial statements).
- (b) **Liquidity Risk:** This is the risk that the Group is not able to meet the short-term gratuity payouts .This may arise due to non-availability of enough cash/cash equivalent to meet the liabilities or holding of illiquid assets not being sold in time.
- (c) **Salary Escalation Risk:** The present value of the defined benefit plan is calculated with the assumption of salary increase rate of plan participants in future .Deviation in the rate of increase of salary in future for plan participants from the rate of increase in salary used to determine the present value of obligation will have a bearing on the plan's liability.

## Notes to Consolidated Financial Statements

(All amounts are in crores of Indian rupees, unless otherwise stated)

- (d) **Demographic Risk:** The Group has used certain mortality and attrition assumptions in valuation of the liability. The Group is exposed to the risk of actual experience turning out to be worse compared to the assumption.
- (e) **Regulatory Risk:** Gratuity benefit is paid in accordance with the requirements of the Payment of Gratuity Act, 1972 (as amended from time to time). There is a risk of change in regulations requiring higher gratuity payouts (e.g. Increase in the maximum limit on gratuity of ₹20,00,000)
- (f) **Asset Liability Mismatching or Market Risk:** The duration of the liability is longer compared to duration of assets, exposing the Group to market risk for volatilities/fall in interest rate.
- (g) **Investment Risk:** The probability or likelihood of occurrence of losses relative to the expected return on an particular investment.

### C) Compensated Absences

Assumptions	Year ended March 31, 2023	Year ended March 31, 2022
Discount Rate	7.15% to 7.30% p.a.	6.68% to 6.70% p.a.
Future salary increase	7.50% to 8.00% p.a.	7.50% to 8.00% p.a.
Attrition Rate		
Senior management	13% - 17% p.a	13% p.a.
Middle management	13% - 17% p.a	13% p.a.
Others	13% - 17% p.a	13% to 15% p.a
Mortality	Indian Assured Lives (2012-14) Ultimate	Indian Assured Lives (2012-14) Ultimate

#### Notes:

- (i) The Group has not funded its Compensated Absences liability and the same continues to remain as unfunded as at March 31, 2023.
- (ii) The estimate of future salary increase takes into account inflation, seniority, promotion and other relevant factors.
- (iii) Discount rate is based on the prevailing market yields of Indian Government Bonds as at the Balance Sheet date for the estimated term of the obligation.

### Note - 39 Segment Information

The Group's operations are organised into two primary products/service segments viz. Financial Services and Insurance and allied services.

During year ending March 31, 2023, the nature of segments are as under:

The Chief Operating Decision Maker (CODM) monitors the operating results of its business units separately for the purpose of making decisions about resource allocation and performance assessment. Segment performance is evaluated based on operating profits or losses and is measured consistently with operating profits or losses in the financial statements. However, income taxes are managed on a legal entity as whole basis and are not allocated to operating segments.

#### A. Segment revenue and segment results

Particulars	Year ended March 31, 2023					
	Financing	Insurance	Others	Unallocable	Inter-segment revenue	Total
<b>Revenue from Operations</b>						
- Interest Income	12,082.58	856.46	0.83	-	(18.64)	12,921.23
- Dividend Income	0.32	6.45	74.83	-	(74.58)	7.02
- Net gain on derecognition of financial instruments under amortised cost category	-	-	-	-	-	-

## Notes to Consolidated Financial Statements

(All amounts are in crores of Indian rupees, unless otherwise stated)

Particulars	Year ended March 31, 2023					
	Financing	Insurance	Others	Unallocable	Inter-segment revenue	Total
- Premium Income (net)	-	4,019.21	-	-	(3.85)	4,015.36
- Fee & Commission Income	650.70	462.55	-	-	(78.16)	1,035.09
- Net gain on Fair value change on financial instrument	69.73	16.35	-	-	-	86.08
- Service & Other Income	81.09	-	8.10	-	(8.10)	81.09
<b>Segment revenue from Operation</b>	<b>12,884.42</b>	<b>5,361.02</b>	<b>83.76</b>	<b>-</b>	<b>(183.33)</b>	<b>18,145.87</b>
<b>Expenses</b>						
- Finance costs	5,748.03	41.62	7.03	-	(18.64)	5,778.04
- Insurance claims	-	2,907.09	-	-	-	2,907.09
- Impairment of Financial Instruments	849.71	(9.62)	-	-	-	840.09
- Employee benefits expense	1,360.37	482.55	1.40	-	-	1,844.32
- Depreciation and amortisation expense	121.09	54.96	0.01	-	-	176.06
- Other expenses	1,411.80	1,682.88	1.46	-	(90.11)	3,006.03
<b>Segment Expenses</b>	<b>9,491.00</b>	<b>5,159.48</b>	<b>9.90</b>	<b>-</b>	<b>(108.75)</b>	<b>14,551.63</b>
<b>Segment Profit before taxation</b>	<b>3,614.59</b>	<b>210.53</b>	<b>73.86</b>	<b>-</b>	<b>(74.58)</b>	<b>3,824.40</b>
Tax expense						<b>1,006.09</b>
Share of Profit / (Loss) from Associate/Joint Venture						<b>(8.69)</b>
<b>Profit for the year</b>						<b>2,809.62</b>
Particulars	Year ended March 31, 2022					
	Financing	Insurance	Others	Unallocable	Inter-segment revenue	Total
<b>Revenue from Operations</b>						
- Interest Income	9,567.35	695.59	0.86	-	(13.12)	10,250.68
- Dividend Income	0.17	3.94	74.70	-	(74.58)	4.23
- Net gain on derecognition of financial instruments under amortised cost category	-	-	-	-	-	-
- Premium Income (net)	-	3,437.10	-	-	(1.57)	3,435.53
- Fee & Commission Income	472.54	378.14	-	-	(49.92)	800.76
- Net gain on Fair value change on financial instrument	16.11	51.05	-	-	0.44	67.60
- Service and Other Income	84.75	-	7.95	-	(7.95)	84.75
<b>Segment revenue from Operations</b>	<b>10,140.92</b>	<b>4,565.82</b>	<b>83.51</b>	<b>-</b>	<b>(146.70)</b>	<b>14,643.55</b>
<b>Expenses</b>						
- Finance costs	4,297.66	33.19	10.14	-	(13.12)	4,327.87
- Insurance claims	-	2,356.06	-	-	-	2,356.06
- Impairment of Financial Instruments	880.34	(44.51)	-	-	-	835.83
- Employee benefits expense	957.20	395.86	1.25	-	-	1,354.31
- Depreciation and amortisation expense	100.63	53.51	0.02	-	-	154.16
- Other expenses	1,088.38	1,632.89	1.36	-	(59.44)	2,663.19
<b>Segment Expenses</b>	<b>7,324.21</b>	<b>4,427.00</b>	<b>12.77</b>	<b>-</b>	<b>(72.56)</b>	<b>11,691.42</b>
<b>Segment Profit / (loss) before taxation</b>	<b>2,907.60</b>	<b>139.36</b>	<b>70.74</b>	<b>-</b>	<b>(74.14)</b>	<b>3,043.56</b>

## Notes to Consolidated Financial Statements

(All amounts are in crores of Indian rupees, unless otherwise stated)

Particulars	Year ended March 31, 2023					Total
	Financing	Insurance	Others	Unallocable	Inter-segment revenue	
<b>Tax expense</b>						<b>801.33</b>
Share of Profit from Associate/Joint Venture						<b>(2.87)</b>
<b>Profit for the year</b>						<b>2,239.36</b>

### B. Segment assets and liabilities

Particulars	Financing	Insurance	Others	Unallocable	Total
<b>As on March 31, 2023</b>					
Segment Assets	1,12,745.31	17,163.24	30.20	-	1,29,938.75
Unallocable Assets	-	-	-	1,421.62	1,421.62
Inter-segment Assets				(327.41)	(327.41)
<b>Total Assets</b>					<b>1,31,032.96</b>
Segment Liabilities	99,280.80	15,769.37	51.96	-	1,15,102.13
Unallocable Liabilities	-	-	-	0.22	0.22
Inter-segment Liabilities				(327.41)	(327.41)
<b>Total Liabilities</b>					<b>1,14,774.94</b>
<b>As on March 31, 2022</b>					
Segment Assets	81,551.77	14,979.87	29.47	-	96,561.11
Unallocable Assets	-	-	-	1,363.97	1,363.97
Inter-segment Assets				(153.54)	(153.54)
<b>Total Assets</b>					<b>97,771.54</b>
Segment Liabilities	70,709.68	13,483.51	102.66	-	84,295.85
Unallocable Liabilities	-	-	-	0.48	0.48
Inter-segment Liabilities				(153.56)	(153.56)
<b>Total Liabilities</b>					<b>84,142.77</b>

There are no revenue from transactions with a single external customer or counter party which amounted to 10% or more of the Group's total revenue in the Current year and Previous year.

### Note - 40 Disclosure in respect of Related Parties

#### a) List of Related Parties

##### I. Entity having Significant influence

- a. Ambadi Investments Limited

##### II. Subsidiaries of Entity having significant influence

- a. Parry Enterprises Limited
- b. Parry Agro Limited

##### III. Entity having Substantial voting power in Subsidiary, CMSGICL

- a. Mitsui Sumitomo Insurance Company Limited

##### IV. Joint Venture of Parent

- a. Cholamandalam MS Risk Services Limited

##### V. Joint Venture of CIFCL

- a. Payswiff Technologies private Limited and its subsidiaries (from February 8, 2022)

## Notes to Consolidated Financial Statements

(All amounts are in crores of Indian rupees, unless otherwise stated)

### VI. Associates of CIFCL

- a. White Data Systems India Private Limited
- b. Vishvakarma Payments Private Limited (from March 30, 2021)
- c. Paytail Commerce Private Limited (from September 15, 2021)

### VII. Promoter

- a. Coromandel International Limited
- b. EID Parry India Limited
- c. Tube Investments of India Limited

### VIII. Promoter Group

- a. Chola Business Services Limited
- b. Coromandel Engineering Company Limited
- c. Murugappa Morgan Thermal Ceramics Limited
- d. Net Access India Limited
- e. Murugappa Management Services Private Limited
- f. AR Lakshmi Achi Trust
- g. M A Murugappan Holdings LLP
- h. AMM Foundation

### IX. Key Management Personnel (Pursuant to Companies Act, 2013)

- a. Mr. N. Ganesh - Manager & Chief Financial Officer
- b. Ms. E. Krithika - Company Secretary

### X. Non-Executive Directors

- a. Mr. M. M. Murugappan
- b. Mr. Ashok Kumar Barat (upto December 21, 2021)
- c. Mr. B Ramaratnam
- d. Mr. Sridharan Rangarajan
- e. Ms. Vasudha Sundararaman
- f. Mr. Vellayan Subbiah
- g. Mr.K Balasubramanian (w.e.f. March 17, 2022)

### XI. Private companies in which a director or manager or his relative is a member or director

- a. Cherry Tin Online Private Limited
- b. Zetwork Manufacturing Business Private Limited
- c. Finance Industry Development Council

### XII. Firm, in which a director, manager or his relative is a partner

Kadamane Estates Co

**Note:** Related party relationships are as identified by the management of the Parent and relied upon by the Auditors

## Notes to Consolidated Financial Statements

(All amounts are in crores of Indian rupees, unless otherwise stated)

### b) Transactions with related parties

Nature of Transactions	Year ended March 31, 2023	Year ended March 31, 2022
<b>Dividend Payments (Equity Shares)</b>		
a) Ambadi Investments Limited	10.63	10.63
b) Parry Enterprises Limited (₹0.0004 for year ended March 31, 2023 and ₹0.0004 Crores March 31, 2022)	0.00	0.00
c) Non-Executive Directors	0.012	0.012
d) M A Murugappan Holdings LLP	0.02	-
e) Mitsui Sumitomo Insurance Company Limited	0.25	-
f) A R Lakshmi Achi Trust	0.10	-
g) Kadamane Estates Co	0.07	-
h) Promoters and Promoter Group	4.12	1.13
<b>Dividend Receipts (Equity Shares)</b>		
a) Cholamandalam MS Risk Services Limited	0.25	0.12
<b>Contribution to CSR Activity</b>		
a) AMM Foundation	15.25	-
<b>Expenses – Reimbursed</b>		
a) Mitsui Sumitomo Insurance Company Limited	-	1.35
b) Cholamandalam MS Risk Services Limited	0.04	0.09
c) White Data Systems India Private Limited	-	0.03
<b>Services Received</b>		
a) Parry Enterprises Limited	24.24	5.93
b) White Data Systems India Private Limited	-	0.24
c) Cholamandalam MS Risk Services Limited	0.02	-
d) Chola Business Services Limited	877.85	-
e) Coromandel Engineering Company Limited	2.01	-
f) Murugappa Management Services Private Limited	1.34	-
g) Net Access India Limited	14.67	-
h) Tube Investments of India Limited	0.18	-
i) Payswiff Solutions Private Limited	0.17	-
<b>Interest Income</b>		
a) White Data Systems India Private Limited	-	0.21
b) Payswiff Solutions Private Limited	-	0.01
c) Zetwork Manufacturing Business Private Limited	0.06	-
<b>Purchase of Goods</b>		
a) Parry Agro Industries Limited	0.54	-
<b>Sale of Fixed Assets</b>		
a) Chola Business Services Limited	1.00	-
<b>Debenture Interest paid to Promoters and Promoter Group</b>		
a) Promoter and Promoter Group	0.32	-

## Notes to Consolidated Financial Statements

(All amounts are in crores of Indian rupees, unless otherwise stated)

Nature of Transactions	Year ended March 31, 2023	Year ended March 31, 2022
<b>Services Paid – Technical &amp; Advisory fee</b>		
a) Cholamandalam MS Risk Services Limited	1.93	2.43
<b>Expenses recovered – Rent receipts</b>		
a) Parry Enterprises Limited	0.06	0.01
b) Mitsui Sumitomo Insurance Company Limited	-	1.47
c) Cholamandalam MS Risk Services Limited	-	0.19
d) Murugappa Morgan Thermal Ceramics Limited	0.03	-
e) E.I.D. Parry (India) Limited	5.94	-
f) Coromandel International Ltd	0.44	-
<b>Expenses incurred - Premium paid</b>		
a) Parry Enterprises Limited	-	0.29
b) Parry Agro Limited	0.01	0.01
c) Cholamandalam MS Risk Services Limited	0.08	0.05
<b>Expenses recovered – Management expenses</b>		
a) Mitsui Sumitomo Insurance Company Limited	-	1.13
<b>Advances/Loans given</b>		
a) Mitsui Sumitomo Insurance Company Limited	3.79	3.21
b) Payswiff Solutions Private Limited	-	3.00
c) White Data Systems India Private Limited	-	3.00
d) Zetwork Manufacturing Business Private Limited	2.48	-
<b>Advances/Loans recovered</b>		
a) Mitsui Sumitomo Insurance Company Limited	3.79	3.21
b) Payswiff Solutions Private Limited	-	3.00
c) White Data Systems India Private Limited	-	3.40
d) Zetwork Manufacturing Business Private Limited	2.48	-
<b>Reinsurance Ceded</b>		
a) Mitsui Sumitomo Insurance Company Limited	77.92	59.47
<b>Reinsurance Commission Received</b>		
a) Mitsui Sumitomo Insurance Company Limited	15.54	11.38
<b>Reinsurance Recovery Claims</b>		
a) Mitsui Sumitomo Insurance Company Limited	39.07	115.71
<b>Gross Insurance Claims</b>		
a) Parry Agro Limited	-	0.09
b) Cholamandalam MS Risk Services Limited	-	0.04
c) Ambadi Investments Limited	-	0.16
<b>Commission and Sitting fees to Non-executive directors</b>	0.76	0.76



## Notes to Consolidated Financial Statements

(All amounts are in crores of Indian rupees, unless otherwise stated)

### c) Balances Outstanding at the year end

Particulars	As at March 31, 2023	As at March 31, 2022
<b>Loan Receivables</b>		
a) White Data Systems India Private Limited	0.02	3.00
<b>Other Receivables /(Payable)</b>		
a) Parry Enterprises Limited	0.09	(0.46)
b) Mitsui Sumitomo Insurance Company Limited	(22.51)	-
c) Cholamandalam MS Risk Services Limited	(0.59)	-
d) White Data Systems India Private Limited	-	(0.10)
e) Paytail Commerce Private Limited	-	4.37
f) Payswiff Solutions Private Limited	(0.09)	-
g) Chola Business Services Limited	(50.97)	-
h) Murugappa Management Services Private Limited	(0.11)	-
i) Net Access (India) Limited	(4.75)	-
j) Coromandel International Limited	0.02	-
k) E.I.D. Parry (India) Limited	(0.77)	-
<b>Receivable due from other entities carrying on insurance business</b>		
a) Mitsui Sumitomo Insurance Company Limited	-	(91.65)

### d) Key Managerial Personnel

Nature of Transactions	Year ended March 31, 2023	Year ended March 31, 2022
Short- term employee benefits	1.34	1.23
Post-employment pension (Defined Contribution)	0.02	0.02

### Note - 41 Contingent Liabilities and Commitments

#### a) Contested Claims not provided for:

Particulars	As at March 31, 2023	As at March 31, 2022
Income tax (including Interest on Tax) issues where the Group has gone on appeal	404.98	795.97
Decided in the Group's favour by Appellate Authorities for which the Income Tax Department is on further appeal	0.28	6.34
Sales Tax issues pending before Appellate Authorities in respect of which the Group is on appeal.	102.40	94.37
Decided in the Group's favour by Appellate Authorities for which the Sales Tax/Commercial Taxes Department is on further appeal	1.02	1.02
Service Tax issues pending before Appellate Authorities in respect of which the Group is on appeal.	199.92	199.92
Disputed claims against the Group lodged by various parties under litigation (to the extent quantifiable)	133.54	144.58

- (i) The Group is of the opinion that the above demands are not sustainable and expects to succeed in its appeals / defence.
- (ii) It is not practicable for the Group to estimate the timings of the cashflows, if any, in respect of the above pending resolution of the respective proceedings.
- (iii) The Group does not expect any reimbursement in respect of the above contingent liabilities.
- (iv) Future Cash outflows in respect of the above are determinable only on receipt of judgements/decisions pending with various forums/authorities.

## Notes to Consolidated Financial Statements

(All amounts are in crores of Indian rupees, unless otherwise stated)

### b) Commitments

Particulars	As at March 31, 2023	As at March 31, 2022
Capital commitments	53.43	54.67
Disbursements – Undrawn lines	2,820.44	1,485.88

c) The Code on Social Security, 2020 ('The Code') relating to employee benefits during employment and post-employment benefits, received Presidential assent in September 2020. The Code has been published in the Gazette of India. However, the date on which the Code will come into effect has not been notified. The Ministry of Labour and Employment has also released draft rules thereunder on November 13, 2020 and has invited suggestions from stakeholders, which are under consideration by the Ministry. The Group will evaluate the rules, assess the impact, if any, and account for the same once the rules are notified and become effective.

### d) Bank Guarantee

Particulars	As at March 31, 2023	As at March 31, 2022
Outstanding bank guarantees given to Stock exchanges/Stock Holding Corporation of India Limited to meet margin requirements	40.00	30.50

### Note - 42 Changes in Provisions (Refer Note 23)

Particulars	As at March 31, 2022	Additional Provision	Utilisation/ Reversal	As at March 31, 2023
Provision for Contingencies and Service Tax claims	39.53	-	-	39.53
Provision for Undrawn commitments	1.20	10.59	-	11.79

Particulars	As at March 31, 2021	Additional Provision	Utilisation/ Reversal	As at March 31, 2022
Provision for Contingencies and Service Tax claims	43.47	1.07	5.01	39.53
Provision for Undrawn commitments	1.04	0.16	-	1.20

Undrawn loan commitments are commitments under which the Group is required to provide a loan under pre-sanctioned terms to the customer.

The undrawn commitments provided by the Group are predominantly in the nature of limits provided for Automobile dealers based on the monthly loan conversions and partly disbursed loans for immovable properties. These undrawn limits are converted within a short period of time and do not generally remain undisbursed / undrawn beyond one year from the reporting date.

## Notes to Consolidated Financial Statements

(All amounts are in crores of Indian rupees, unless otherwise stated)

### Note - 43-Employee Stock Option Plan Disclosure

The stock options granted by the Parent and related movements are given below:

#### a) Parent's Stock Options

##### Employee Stock Option Plan 2007

Particulars	Date of Grant	Options Outstanding as at April 01, 2022	During the Year 2022-23		Options Outstanding as at March 31, 2023	Options vested but not exercised as at April 01, 2022	Options vested but not exercised as at March 31, 2023	Exercise Price ₹	Weighted Average Remaining Contractual Life
			Options Granted	Options Cancelled / lapsed					
Grant 12	02-Nov-11	-	-	-	-	-	-	-	-
<b>Total</b>		-	-	-	-	-	-	-	-

##### Employee Stock Option Plan 2016

Particulars	Date of Grant	Options Outstanding as at April 01, 2022	During the Year 2022-23		Options Outstanding as at March 31, 2023	Options vested but not exercised as at April 01, 2022	Options vested but not exercised as at March 31, 2023	Exercise Price ₹	Weighted Average Remaining Contractual Life
			Options Granted	Options Cancelled / lapsed					
Grant 1	15-Mar-17	41,680	-	7,110	34,570	41,680	-	-	-

##### Employee Stock Option Plan 2007

Particulars	Date of Grant	Options Outstanding as at April 01, 2021	During the Year 2021-22		Options Outstanding as at March 31, 2022	Options vested but not exercised as at April 01, 2021	Options vested but not exercised as at March 31, 2022	Exercise Price ₹	Weighted Average Remaining Contractual Life
			Options Granted	Options Cancelled / lapsed					
Grant 12	02-Nov-11	7,392	-	2,392	5,000	7,392	-	98.74	-
<b>Total</b>		<b>7,392</b>	<b>-</b>	<b>2,392</b>	<b>5,000</b>	<b>7,392</b>	<b>-</b>		

##### Employee Stock Option Plan 2016

Particulars	Date of Grant	Options Outstanding as at April 01, 2021	During the Year 2021-22		Options Outstanding as at March 31, 2022	Options vested but not exercised as at April 01, 2021	Options vested but not exercised as at March 31, 2022	Exercise Price ₹	Weighted Average Remaining Contractual Life
			Options Granted	Options Cancelled / lapsed					
Grant 1	15-Mar-17	56,590	-	-	14,910.00	56,590	41,680	416.86	0.96

## Notes to Consolidated Financial Statements

(All amounts are in crores of Indian rupees, unless otherwise stated)

### b) Stock Options of Cholamandalam Investment and Finance Company Limited (CIFCL) Employee Stock Option Plan 2007

Particulars	Date of Grant	Options outstanding As at March 31, 2022	During the Year 2022-23				Options outstanding As at March 31, 2023	Options vested but not exercised As at March 31, 2023	Options unvested As at March 31, 2023	Exercise Price ₹	Weighted Average Remaining Contractual Life
			Addition in number of options on account of share split*	Options Granted	Options Forfeited/ Expired	Options Exercised and allotted					
GT 30 APR 2011	30-Apr-11	-	-	-	-	-	-	-	-	-	
GT 27 OCT 2011	27-Oct-11	-	-	-	-	-	-	-	-	-	
<b>Total</b>		-	-	-	-	-	-	-	-	-	

### Employee Stock Option Plan 2016

Particulars	Date of Grant	Options outstanding As at March 31, 2022	During the Year 2022-23				Options outstanding As at March 31, 2023	Options vested but not exercised As at March 31, 2023	Options unvested As at March 31, 2023	Exercise Price ₹	Weighted Average Remaining Contractual Life
			Addition in number of options on account of share split*	Options Granted	Options Forfeited/ Expired	Options Exercised and allotted					
GT25JAN2017	25-Jan-17	10,63,650	-	-	-	5,21,815	5,41,835	-	202.00	-	
GT30JAN2018	30-Jan-18	1,89,240	-	-	-	50,830	1,38,410	-	261.94	-	
GT30JAN2018A	30-Jan-18	17,470	-	-	-	4,000	13,470	-	261.94	-	
GT23APR2018	23-Apr-18	26,940	-	-	-	26,940	-	-	312.47	-	
GT26JUL2018	26-Jul-18	47,360	-	-	-	-	47,360	-	299.46	-	
GT26JUL2018A	26-Jul-18	90,000	-	-	-	90,000	-	-	299.46	-	
GT30OCT2018	30-Oct-18	2,27,300	-	-	-	55,350	1,71,950	-	253.70	-	
GT19MAR2019	19-Mar-19	4,34,920	-	-	40,410	1,03,910	2,90,600	-	278.01	-	
GT05NOV2019	05-Nov-19	1,98,300	-	-	-	20,220	1,78,080	95,400	316.00	0.60 years	
GT23JAN2020	23-Jan-20	31,800	-	-	31,800	-	-	-	317.50	0.82 years	
GT03JUNE2020	03-Jun-20	1,69,520	-	-	85,500	42,380	41,640	41,640	157.90	0.68 years	
GT07MAY2021	07-May-21	10,66,600	-	-	44,460	29,640	9,92,500	1,98,500	580.30	1.23 years	
GT30JULY2021	30-Jul-21	24,700	-	-	-	-	24,700	4,940	487.15	1.46 years	
GT29OCT2021	29-Oct-21	8,05,600	-	-	44,100	23,450	7,38,050	1,44,370	609.00	1.71 years	
GT29OCT2021A	29-Oct-21	2,520	-	-	-	-	2,520	1,260	609.00	1.71 years	
GT01FEB2022	01-Feb-22	1,26,100	-	-	-	-	1,26,100	25,220	629.50	1.97 years	
GT05MAY2022	05-May-22	-	-	-	45,200	-	45,200	-	712.15	1.80 years	
GT29JUL2022	29-Jul-22	-	-	-	56,560	-	56,560	-	690.10	2.03 years	
GT29JUL2022A	29-Jul-22	-	-	-	92,400	-	92,400	-	690.10	1.46 years	
GT29JUL2022B	29-Jul-22	-	-	-	5,340	-	5,340	-	690.10	0.33 years	
GT24SEP2022	24-Sep-22	-	-	-	24,700	-	24,700	-	738.50	2.19 years	
GT24SEP2022A	24-Sep-22	-	-	-	2,20,880	-	2,20,880	-	738.50	1.61 years	
GT24SEP2022B	24-Sep-22	-	-	-	8,820	1,260	7,560	-	738.50	0.48 years	
GT01NOV2022	01-Nov-22	-	-	-	45,200	-	45,200	-	709.35	2.29 years	
GT31JAN2023	31-Jan-23	-	-	-	16,04,400	6,000	15,98,400	-	710.75	2.54 years	
<b>Total</b>		<b>45,22,020</b>	-	<b>21,03,500</b>	<b>2,53,530</b>	<b>9,68,535</b>	<b>54,03,455</b>	<b>16,73,315</b>	<b>37,30,140</b>		

\*Equity shares of face value of ₹10/- have been split into face value of 2 per share on June 17, 2019, pursuant to resolution passed through postal ballot on June 3, 2019

## Notes to Consolidated Financial Statements

(All amounts are in crores of Indian rupees, unless otherwise stated)

Employee Stock Option Plan 2007											
Particulars	Date of Grant	Options outstanding As at March 31, 2021	During the Year 2021-22				Options outstanding As at March 31, 2022	Options vested but not exercised As at March 31, 2022	Options unvested As at March 31, 2022	Exercise Price ₹	Weighted Average Remaining Contractual Life
			Addition in number of options on account of share split*	Options Granted	Options Forfeited/ Expired	Options Exercised and allotted					
GT 30 APR 2011	30-Apr-11	10,240	-	-	-	10,240	-	-	-	33	-
GT 27 OCT 2011	27-Oct-11	8,580	-	-	-	8,580	-	-	-	31	-
<b>Total</b>		<b>18,820</b>	<b>-</b>	<b>-</b>	<b>-</b>	<b>18,820</b>	<b>-</b>	<b>-</b>	<b>-</b>	<b>-</b>	<b>-</b>
Employee Stock Option Plan 2016											
Particulars	Date of Grant	Options outstanding As at March 31, 2021	Addition in number of options on account of share split*	During the Year 2021-22			Options outstanding As at March 31, 2022	Options vested but not exercised As at March 31, 2022	Options unvested As at March 31, 2022	Exercise Price ₹	Weighted Average Remaining Contractual Life
				Options Granted	Options Forfeited/ Expired	Options Exercised and allotted					
GT25JAN2017	25-Jan-17	16,64,690	-	-	-	6,01,040	10,63,650	-	-	202.00	-
GT30JAN2018	30-Jan-18	2,04,085	-	-	-	14,845	1,89,240	-	-	261.90	-
GT30JAN2018A	30-Jan-18	87,300	-	-	-	69,830	17,470	-	-	261.90	-
GT23APR2018	23-Apr-18	26,940	-	-	-	26,940	13,470	13,470	13,470	312.50	0.06 years
GT26JUL2018	26-Jul-18	47,360	-	-	-	47,360	47,360	-	-	299.50	-
GT26JUL2018A	26-Jul-18	93,000	-	-	-	3,000	61,200	28,800	28,800	299.50	-
GT30OCT2018	30-Oct-18	2,97,400	-	-	-	70,100	2,27,300	1,30,580	96,720	253.70	0.58 years
GT19MAR2019	19-Mar-19	5,71,180	-	-	-	1,36,260	4,34,920	2,86,750	1,48,170	278.00	0.97 years
GT30JUL2019	30-Jul-19	26,772	-	-	-	26,772	-	-	-	248.20	-
GT05NOV2019	05-Nov-19	2,50,040	-	-	-	51,740	1,98,300	32,940	1,65,360	316.00	1.10 years
GT23JAN2020	23-Jan-20	42,400	-	-	10,600	-	31,800	-	31,800	317.50	1.32 years
GT03JUNE2020	03-Jun-20	2,11,900	-	-	-	42,380	1,69,520	-	1,69,520	157.90	1.30 years
GT03JUNE2020A	03-Jun-20	1,905	-	-	-	1,905	-	-	-	157.90	1.30 years
GT07MAY2021	07-May-21	-	-	-	-	10,66,600	-	-	10,66,600	580.30	1.80 years
GT30JULY2021	30-Jul-21	-	-	-	-	24,700	-	-	24,700	487.20	2.03 years
GT29OCT2021	29-Oct-21	-	-	-	-	8,05,600	-	-	8,05,600	609.00	2.28 years
GT29OCT2021A	29-Oct-21	-	-	-	-	2,520	-	-	2,520	609.00	2.28 years
GT01FEB2022	01-Feb-22	-	-	-	-	1,26,100	-	-	1,26,100	629.50	2.54 years
<b>Total</b>		<b>35,24,972</b>	<b>-</b>	<b>20,25,520</b>	<b>10,600</b>	<b>10,17,872</b>	<b>45,22,020</b>	<b>18,42,660</b>	<b>26,79,360</b>	<b>-</b>	<b>-</b>

\*Equity shares of face value of ₹10/- have been split into face value of ₹2 per share on June 18, 2019, pursuant to resolution passed through postal ballot on June 3, 2019

## Notes to Consolidated Financial Statements

(All amounts are in crores of Indian rupees, unless otherwise stated)

### Note - 43 ESOP Disclosure of Cholamandalam Financial Holdings Limited

The Fair Value of Options used to compute proforma net profit and earnings per Equity Share have been estimated on the date of the grants using Black-Scholes model by an independent consultant. The related compensation cost, if any, is being accounted for by the Resulting Company.

The key assumptions used in Black-Scholes model for calculating the fair value as on the date of the grants are:

#### a) Company's Stock Options

##### Employee Stock Option plan 20 07

Grant No.	Vesting Commences on	Risk Free Interest Rate (%)	Expected Life (Years)	Expected Volatility of Share Price (%)	Dividend Yield (%)	Price of the underlying Share in the Market at the time of Option Grant (₹)	Fair Value of the Option (₹)
1	31-Oct-08	7.71	2.50	39.11	3.43	43.37	11.34
2	30-Jan-09	7.44	2.50	42.02	3.43	45.61	12.50
3							
Tr I	31-Oct-09	8.22 - 8.25	1.62 - 2.62	31.56 - 37.07	1.86	39.19	73.92 - 74.89
Tr II	31-Oct-09	8.22 - 8.25	1.62 - 2.62	31.56 - 37.07	1.86	39.19	73.92 - 74.89
4							
Tr I	31-Jul-09	0.00 - 8.24	0.00 - 2.99	0.00 - 39.82	1.86	30.67	80.83 - 81.68
Tr II	31-Jul-09	0.00 - 8.24	0.00 - 2.99	0.00 - 39.82	1.86	30.67	80.83 - 81.68
5	31-Oct-09	8.21 - 8.31	0.12 - 3.24	32.28 - 42.55	1.86	16.73	92.20 - 94.76
6	30-Jan-10	8.21 - 8.31	0.24 - 3.49	28.04 - 43.77	1.86	21.42	88.54 - 90.00
7							
Tr I	29-Jan-12	8.21 - 8.26	1.24 - 5.48	31.69 - 46.73	1.86	96.63	39.45 - 80.72
Tr II	29-Jan-12	8.21 - 8.26	1.24 - 5.48	31.69 - 46.73	1.86	96.63	39.45 - 80.72
Tr III	29-Jan-12	8.21 - 8.26	1.24 - 5.48	31.69 - 46.73	1.86	96.63	39.45 - 80.72
8	29-Jan-12	8.21 - 8.26	1.24 - 4.48	31.69 - 43.79	1.86	96.63	27.22 - 52.67
9	29-Jan-12	8.21 - 8.26	1.24 - 3.48	31.69 - 43.79	1.86	96.63	27.22 - 46.62
10	02-May-12	8.21 - 8.25	1.37 - 5.74	31.38 - 47.27	1.86	96.63	27.90 - 56.06
11	01-Aug-12	8.21 - 8.25	1.49 - 5.99	31.76 - 47.01	1.86	110.23	21.93 - 53.00
12							
Tr I	02-Nov-12	8.21 - 8.24	1.74 - 6.24	32.74 - 46.93	1.86	98.74	30.05 - 57.75
Tr II	02-Nov-12	8.21 - 8.24	1.74 - 6.24	32.74 - 46.93	1.86	98.74	30.05 - 57.75

## Notes to Consolidated Financial Statements

(All amounts are in crores of Indian rupees, unless otherwise stated)

### Employee Stock Option Plan 2016

Grant No.	Vesting Commences on	Risk Free Interest Rate (%)	Expected Life (Years)	Expected Volatility of Share Price (%)	Dividend Yield (%)	Price of the underlying Share in the Market at the time of Option Grant (₹)	Fair Value of the Option (₹)
1							
Tr I	15-Mar-18	6.75	3.50	31.49	0.25	416.86	134.16
Tr II	15-Mar-18	6.75	3.50	31.49	0.25	416.86	134.16

### b) Stock Options of Cholamandalam Investment and Finance Company Limited (CIFCL)

#### ESOP 2007

Date of Grant	Variables						Fair Value of the Option (₹)
	Risk Free Interest Rate	Expected Life	Expected Volatility	Dividend Yield	Price of the underlying Share in the Market at the time of the Option Grant (₹)	Fair Value of the Option (₹)	
30-Jul-07	7.10% - 7.56%	3-6 years	40.64% -43.16%	5.65%	193.40	61.42	
24-Oct-07	7.87% - 7.98%	3-6 years	41.24% -43.84%	5.65%	149.90	44.25	
25-Jan-08	6.14% - 7.10%	3-6 years	44.58% -47.63%	5.65%	262.20	78.15	
25-Apr-08	7.79% - 8.00%	2.5-5.5 years	45.78% - 53.39%	3.97%	191.80	76.74	
30-Jul-08	9.14% - 9.27%	2.5-5.5 years	46.52% - 53.14%	3.97%	105.00	39.22	
24-Oct-08	7.54% - 7.68%	2.5-5.5 years	48.2% - 55.48%	3.97%	37.70	14.01	
27-Jan-11							
- Tranche I	8%	4 years	59.50%	10.00%	187.60	94.82	
- Tranche II	8%	3.4 years	61.63%	10.00%	187.60	90.62	
30-Apr-11	8%	4 years	59.40%	25.00%	162.55	73.07	
28-Jul-11	8%	4 years	58.64%	25.00%	175.35	79.17	
27-Oct-11	8%	4 years	57.52%	25.00%	154.55	67.26	
<b>Variables</b>	<b>Post Modification</b>						
Risk Free Interest Rate	7.92%-8.12%						
Expected Life	0.12 years- 6.25 years						
Expected Volatility	28.28%-63.00%						
Dividend Yield	1.18%						
Price of the underlying share in market at the time of the option grant.(₹)	212.05						

## Notes to Consolidated Financial Statements

(All amounts are in crores of Indian rupees, unless otherwise stated)

ESOP 2016	Variables							Fair Value of the Option (₹)
	Date of Grant	Risk Free Interest Rate	Expected Life	Expected Volatility	Dividend Yield	Price of the underlying Share in the Market at the time of the Option Grant (₹)		
	25-Jan-17	6.36% - 6.67%	3.5 - 6.51 years	33.39% - 34.47%	0.54%	1,010.00	401.29	
	30-Jan-18	7.11% - 7.45%	3.5 - 5.50 years	30.16% - 31.46%	0.42%	1,309.70	496.82	
	30-Jan-18	7.11% - 7.45%	3.5 - 5.50 years	30.16% - 31.46%	0.42%	1,309.70	531.84	
	23-Apr-18	7.45% - 7.81%	3.51 - 6.51 years	30.33% - 32.38%	0.42%	1,562.35	646.08	
	26-Jul-18	7.71% - 7.92%	3.51 - 5.51 years	30.56% - 31.83%	0.43%	1,497.30	586.32	
	30-Oct-18	7.61% - 7.85%	3.51 - 6.51 years	32.34% - 32.70%	0.51%	1,268.50	531.36	
	19-Mar-19	6.91% - 7.25%	3.51 - 6.51 years	32.19% - 32.59%	0.47%	1,390.05	564.13	
	30-Jul-19	6.15% - 6.27%	3.51 - 4.51 years	32.21% - 32.93%	0.52%	248.20	83.66*	
	05-Nov-19	6.15% - 6.27%	3.51 - 4.51 years	32.21% - 32.93%	0.52%	316.00	112.09*	
	23-Jan-20	6.15% - 6.27%	3.51 - 4.51 years	32.21% - 32.93%	0.52%	317.00	109.51*	
	03-Jun-20	5%	3.50 years	47.50%	1.33%	157.90	58.27 *	
	07-May-21	5.12% - 6.02%	3.50 - 6.50 years	52.06% - 43.62%	0.34%	580.30	276.84	
	30-Jul-21	5.25% - 6.20%	3.50 - 6.51 years	52.06% - 43.65%	0.41%	487.15	232.48	
	29-Oct-21	5.22% - 6.17%	3.50 - 6.51 years	53.20% - 43.93%	0.33%	609.00	293.95	
	01-Feb-22	5.49% - 6.50%	3.50 - 6.51 years	53.81% - 44.42%	0.32%	629.50	309.23	
	05-May-22	6.20% - 7.09%	2.50 - 5.51 years	59.10% - 47.09%	0.28%	712.15	336.08	
	29-Jul-22	6.84% - 7.18%	3.51 - 6.51 years	53.74% - 45.29%	0.29%	690.10	351.99	
	29-Jul-22	6.84% - 7.10%	3.51 - 5.51 years	53.74% - 47.07%	0.29%	690.10	339.76	
	29-Jul-22	6.84%	3.51 years	53.74%	0.29%	690.10	311.94	
	24-Sep-22	7.13% - 7.31%	3.51 - 6.51 years	53.79% - 45.27%	0.27%	738.50	379.33	
	24-Sep-22	7.13% - 7.28%	3.51 - 5.51 years	53.79% - 47.07%	0.27%	738.50	366.36	
	24-Sep-22	7.13%	3.51 years	53.79%	0.27%	738.50	336.74	
	01-Nov-22	7.15% - 7.37%	3.51 - 6.51 years	53.81% - 45.25%	0.28%	709.35	364.52	
	31-Jan-23	7.15% - 7.30%	3.51 - 6.51 years	53.58% - 45.23%	0.28%	710.75	364.41	

\* Fair value option of equity shares issued under this grant is post share split with a face value of ₹2/- each



## Notes to Consolidated Financial Statements

(All amounts are in crores of Indian rupees, unless otherwise stated)

### Note - 44 Change in liabilities arising from financing activities

Particulars	March 31, 2022	Cash flows	Exchange Difference	Others	March 31, 2023
Debt Securities	13,410.80	5,950.37	-	292.41	19,653.58
Borrowings other than debt securities	52,004.52	20,956.74	(81.23)	306.16	73,186.19
Subordinated liabilities	3,813.26	542.00	-	(4.00)	4,351.26
<b>Total</b>	<b>69,228.58</b>	<b>27,449.11</b>	<b>(81.23)</b>	<b>594.57</b>	<b>97,191.03</b>

Particulars	April 1, 2021	Cash flows	Exchange Difference	Others	March 31, 2022
Debt Securities	12,487.26	1,017.14	-	(93.60)	13,410.80
Borrowings other than debt securities	47,182.26	4,606.62	118.88	96.76	52,004.52
Subordinated liabilities	4,127.63	(327.70)	-	13.33	3,813.26
<b>Total</b>	<b>63,797.15</b>	<b>5,296.06</b>	<b>118.88</b>	<b>16.49</b>	<b>69,228.58</b>

- (i) Others includes the effect of accrued but not paid interest on borrowing, amortisation of processing fees etc.
- (ii) Total Liabilities comprise Debt securities, Borrowings (other than debt securities) and Subordinated Liabilities.

### Note - 45 Maturity Analysis

The table below shows an analysis of assets and liabilities analysed according to when they are expected to be recovered or settled.

Particulars	Maturity		
	Amount	Within 12 months	After 12 months
<b>As on March 31, 2023</b>			
<b>Financial Assets</b>			
Cash and Cash Equivalents	1,055.44	1,055.44	-
Bank balances Other than Cash and Cash Equivalents	2,108.27	1,187.43	920.84
Derivative financial instruments	272.86	13.73	259.13
Receivables			
i) Trade Receivables	99.13	99.13	-
ii) Other Receivables	95.35	95.35	-
iii) Insurance Contract Assets	308.15	57.85	250.30
iv) Re-insurance Assets	789.56	178.72	610.84
Loans	1,04,809.65	27,863.55	76,946.10
Investment in Associate & Joint Venture	469.60	-	469.60
Other Investments	17,066.45	2,328.09	14,738.36
Other Financial Assets	577.06	116.21	460.85
Asset classified as held for Sale - Investment	22.57	-	22.57
<b>Total Financial Assets</b>	<b>1,27,674.09</b>	<b>32,995.50</b>	<b>94,678.59</b>
<b>Non- Financial Assets</b>			
Current tax assets (Net)	482.42	-	482.42
Deferred tax assets (Net)	896.48	-	896.48
Goodwill on Consolidation	42.72	-	42.72
Investment Property	28.96	-	28.96
Intangible assets under development	24.76	0.16	24.60

## Notes to Consolidated Financial Statements

(All amounts are in crores of Indian rupees, unless otherwise stated)

Particulars	Maturity		
	Amount	Within 12 months	After 12 months
Property, Plant and Equipment	506.63	-	506.63
Capital Work in Progress	35.74	-	35.74
Other Intangible assets	44.84	-	44.84
Re-insurance Assets	1,036.18	418.57	617.61
Other Non-Financial Assets	260.14	142.38	117.76
<b>Total Non- Financial Assets</b>	<b>3,358.87</b>	<b>561.11</b>	<b>2,797.76</b>
<b>Financial Liabilities</b>			
Derivative financial instruments	134.27	17.62	116.65
Payables			
i) Trade Payables	375.89	375.89	-
ii) Other Payables	1,091.06	1,056.98	34.08
iii) Other Insurers	581.85	581.85	-
Debt Securities	19,653.58	8,501.00	11,152.58
Borrowings(Other than Debt Securities)	73,186.19	25,128.94	48,057.25
Subordinated Liabilities	4,351.26	695.21	3,656.05
Insurance Contract Liabilities	8,805.82	766.17	8,039.65
Other Financial Liabilities	485.09	304.22	180.87
<b>Total Financial Liabilities</b>	<b>1,08,665.01</b>	<b>37,427.88</b>	<b>71,237.13</b>
<b>Non-Financial Liabilities</b>			
Current tax Liabilities	-	-	-
Deferred Tax Liabilities	0.13	-	0.13
Provisions	164.10	22.38	141.72
Insurance Contract Liabilities	5,806.45	957.18	4,849.27
Other Non-Financial Liabilities	139.25	131.56	7.69
<b>Total Non-Financial Liabilities</b>	<b>6,109.93</b>	<b>1,111.12</b>	<b>4,998.81</b>
<b>As on March 31, 2022</b>			
<b>Financial Assets</b>			
Cash and Cash Equivalents	2,801.42	2,801.42	-
Bank balances Other than Cash and Cash Equivalents	2,646.58	1,444.54	1,202.04
Derivative financial instruments	186.53	75.54	110.99
Receivables			
i) Trade Receivables	71.31	71.31	-
ii) Other Receivables	84.04	84.04	-
iii) Insurance Contract Assets	291.21	85.62	205.59
iv) Re-insurance Assets	874.16	78.69	795.47
Loans	74,144.71	21,123.08	53,021.63
Investment in Associate & Joint Venture	494.04	-	494.04
Other Investments	12,788.05	512.50	12,275.55
Other Financial Assets	528.83	98.93	429.90
<b>Total Financial Assets</b>	<b>94,910.88</b>	<b>26,375.67</b>	<b>68,535.21</b>
<b>Non- Financial Assets</b>			

## Notes to Consolidated Financial Statements

(All amounts are in crores of Indian rupees, unless otherwise stated)

Particulars	Maturity		
	Amount	Within 12 months	After 12 months
Current tax assets (Net)	451.98	-	451.98
Deferred tax assets (Net)	869.27	-	869.27
Goodwill on Consolidation	42.72	-	42.72
Investment Property	28.96	-	28.96
Intangible assets under development	14.32	0.37	13.95
Property, Plant and Equipment	356.72	-	356.72
Capital Work in Progress	26.13	-	26.13
Other Intangible assets	36.08	-	36.08
Re-insurance Assets	829.38	74.64	754.74
Other Non-Financial Assets	205.10	14.44	190.66
<b>Total Non - Financial Assets</b>	<b>2,860.66</b>	<b>89.45</b>	<b>2,771.21</b>
<b>Financial Liabilities</b>			
Derivative financial instruments	169.56	21.65	147.91
Payables			
i) Trade Payables	298.75	298.75	-
ii) Other Payables	744.99	744.99	-
iii) Other Insurers	452.51	452.51	-
Debt Securities	13,410.80	6,031.96	7,378.84
Borrowings(Other than Debt Securities)	52,004.52	18,516.20	33,488.32
Subordinated Liabilities	3,813.26	609.08	3,204.18
Insurance Contract Liabilities	7,930.67	709.09	7,221.58
Other Financial Liabilities	536.13	373.04	163.09
<b>Total Financial Liabilities</b>	<b>79,361.19</b>	<b>27,757.27</b>	<b>51,603.92</b>
<b>Non-Financial Liabilities</b>			
Deferred Tax Liabilities	0.74	-	0.74
Provisions	139.47	0.02	139.45
Insurance Contract Liabilities	4,581.13	416.97	4,164.16
Other Non-Financial Liabilities	59.89	46.51	13.38
<b>Total Non-Financial Liabilities</b>	<b>4,780.49</b>	<b>463.50</b>	<b>4,316.99</b>

### Note - 46 Non-Controlling Interest

Financial information of Subsidiaries having Non-Controlling Interest is given below.

#### As at March 31, 2023

Name of the Subsidiary	Country of Incorporation	As on March 31, 2023	Profit allocated to non controlling interest	Other comprehensive income allocated to non controlling interest	Total comprehensive income allocated to non controlling interest
Cholamandalam Investment and Finance Company Limited (CIFCL)	India	54.64%	1,456.05	13.05	1,469.10
Cholamandalam MS General Insurance Company Limited (MSGICL)	India	40.00%	63.34	(63.37)	(0.03)

## Notes to Consolidated Financial Statements

(All amounts are in crores of Indian rupees, unless otherwise stated)

### As at March 31, 2022

Name of the Subsidiary	Country of Incorporation	As on March 31, 2022	Profit allocated to non controlling interest	Other comprehensive income allocated to non controlling interest	Total comprehensive income allocated to non controlling interest
Cholamandam Investment and Finance Company Limited (CIFCL)	India	54.59%	1,175.50	74.38	1,249.88
Cholamandam MS General Insurance Company Limited (CMGICL)	India	40.00%	40.79	(20.08)	20.71

The summarised financial information of the Subsidiaries is provided below. This information is based on amounts before inter-company eliminations.

### Summarised Statement of Profit and Loss

Particulars	As at March 31, 2023	
	CIFCL	CMGICL
Income	13,105.59	5,370.01
Expenses	9,491.00	5,159.48
Profit Before Tax	3,614.59	210.53
Tax Expense	937.92	52.18
Share of Loss from associate	(11.82)	-
Profit for the year	2,664.85	158.35
- Attributable to the owners of the Company	1,208.80	95.01
- Attributable to the non-controlling interest	1,456.05	63.34
Other Comprehensive Income		
- Attributable to the owners of the Company	10.83	(95.06)
- Attributable to the non-controlling interest	13.05	(63.37)
Total Comprehensive Income		
- Attributable to the owners of the Company	1,219.85	(0.05)
- Attributable to the non-controlling interest	1,469.10	(0.03)

### Summarised Balance Sheet

Particulars	As at March 31, 2023	
	CIFCL	CMGICL
Financial Assets	1,12,175.00	15,796.39
Non Financial Assets	1,451.89	1,870.17
Financial Liabilities	99,091.00	9,849.65
Non Financial Liabilities	189.80	5,919.72
Total Equity		
- Attributable to the owners of the Company	6,507.53	1,138.31
- Attributable to the non-controlling interest	7,838.56	758.88

## Notes to Consolidated Financial Statements

(All amounts are in crores of Indian rupees, unless otherwise stated)

<b>Summarised Cash Flow Statement</b>		
<b>Particulars</b>	<b>As at March 31, 2023</b>	
	<b>CIFCL</b>	<b>CMSGICL</b>
Net cash inflow / (outflow) in operating activities	(27,105.05)	2,212.94
Net cash outflow from investing activities	(2,148.41)	(3,170.42)
Net cash inflow / (outflow) in financing activities	27,466.47	1,004.96
Net Increase / (Decrease) in Cash and Cash equivalents	(1,786.99)	47.48
<b>Summarised Statement of Profit and Loss</b>		
<b>Particulars</b>	<b>As at March 31, 2022</b>	
	<b>CIFCL</b>	<b>CMSGICL</b>
Income	10,231.81	4,566.36
Expenses	7,324.21	4,427.00
Profit Before Tax	2,907.60	139.36
Tax Expense	748.71	37.39
Share of Loss from associate	(5.38)	-
Profit for the year	2,153.51	101.97
- Attributable to the owners of the Company	978.01	61.18
- Attributable to the non-controlling interest	1,175.50	40.79
Other Comprehensive Income		
- Attributable to the owners of the Company	62.47	(30.13)
- Attributable to the non-controlling interest	74.38	(20.08)
Total Comprehensive Income		
- Attributable to the owners of the Company	1,040.48	31.05
- Attributable to the non-controlling interest	1,249.88	20.71
<b>Summarised Balance Sheet</b>		
Financial Assets	81,184.30	13,850.69
Non Financial Assets	1,294.38	1,530.09
Financial Liabilities	70,530.17	8,882.60
Non Financial Liabilities	179.51	4,600.91
Total Equity		
- Attributable to the owners of the Company	5,344.83	1,138.36
- Attributable to the non-controlling interest	6,424.17	758.91
<b>Summarised Cash Flow Statement</b>		
<b>Particulars</b>	<b>As at March 31, 2022</b>	
	<b>CIFCL</b>	<b>CMSGICL</b>
Net cash inflow / (outflow) in operating activities	(5,571.33)	1,368.17
Net cash outflow from investing activities	1,639.54	(1,104.61)
Net cash inflow / (outflow) in financing activities	5,150.27	(280.86)
Net Increase / (Decrease) in Cash and Cash equivalents	1,218.48	(17.30)

## Notes to Consolidated Financial Statements

(All amounts are in crores of Indian rupees, unless otherwise stated)

### Note - 47A (i) Investment in associates

The Group had recognised the value of investment in associate (of CIFCL) - White Data Systems India Private Limited (WDSI) at fair value on the date of loss of control and the same is carried at cost as at reporting date.

Particulars	As at March 31, 2023	As at March 31, 2022
Value of Investment in Associate	25.54	25.54
Less: Cumulative Share of Loss of from Associate	(2.97)	(1.52)
<b>Closing value of Investment</b>	<b>22.57</b>	<b>24.02</b>

The Group has a 30.87% interest in White Data Systems India Private Limited, which is in the business of providing freight data solutions encompassing technology, certification and finance offering in India. The WDSI has dedicated logistics platform “i-loads”, seamlessly connects load providers, logistics agents, brokers and transporters through its disruptive technology. It is accounted for using the equity method in the consolidated Ind AS financial statements. The following table illustrates the summarised financial information of the Group’s investment in White Data Systems India Private Limited:

Particulars	As at March 31, 2023	As at March 31, 2022
Current assets	10.03	19.54
Non-current assets	25.96	24.22
Current liabilities	(6.38)	(9.21)
Non-current liabilities	(1.68)	(0.60)
<b>Equity</b>	<b>27.93</b>	<b>33.95</b>
Proportion of the Group’s ownership	30.87%	30.87%
Group's share in the Equity of the associate	8.62	10.48

Particulars	Year ended March 31, 2023	Year ended March 31, 2022
Revenue from contracts with customers	4.66	4.61
Other Income	0.59	2.00
Depreciation & amortization	(3.83)	(1.90)
Finance cost	(0.20)	(0.23)
Employee benefit	(2.91)	(1.42)
Other expense	(2.74)	(2.78)
<b>Profit before tax</b>	<b>(4.43)</b>	<b>0.28</b>
Income tax expense	(0.98)	0.08
<b>Profit for the year (continuing operations)</b>	<b>(5.41)</b>	<b>0.36</b>
Other comprehensive loss that may be reclassified to profit or loss in subsequent periods, net of tax	-	-
Other comprehensive income that will not be reclassified to profit or loss in the subsequent periods, net of tax	(0.01)	(0.05)
<b>Total comprehensive income for the year (continuing operations)</b>	<b>(5.42)</b>	<b>0.31</b>
<b>Group’s share of loss for the year</b>	<b>(1.67)</b>	<b>0.11</b>
Adjustment relating to prior periods	-	(0.33)
<b>Group’s share of loss considered in the consolidated statement of profit and loss</b>	<b>(1.67)</b>	<b>(0.22)</b>

## Notes to Consolidated Financial Statements

(All amounts are in crores of Indian rupees, unless otherwise stated)

a) WDSI has no contingent liabilities or capital commitments as at March 31, 2023 and March 31, 2022.

CIFCL entered into a share swap agreement on March 28, 2023, with TVS Supply Chain Solutions Limited (TVSSCSL), White Data Systems India Private Limited (WDSI) and other shareholders of WDSI for the entire equity shares held by it in WDSI to TVSSCL. As consideration for sale of WDSI shares, TVSSCSL to issue 22,35,265 Compulsory Convertible Preference Shares (CCPS) of TVSSCL. Accordingly, CIFCL received allotment of CCPS on April 20, 2023, on sale of WDSI equity shares and WDSI ceased to be an Associate of CIFCL.

### Note - 47A (ii)

Vishwakarma Payments Private Limited (VPPL) - Associate of CIFCL (CIFCL holds 21% stake in VPPL) is a consortium of 7 entities formed for the purpose of applying to the Reserve Bank of India (RBI) for an NUE (New Umbrella Entity) license within the framework of RBI circular. The licensed NUE is to focus on retail payment systems by developing interoperable infrastructure which will cater to banks and non-banks and enable innovative use-cases to solve the diversity, depth and width of consumers and small businesses in India. VPPL is incorporated with an equity capital of ₹0.01 crs and its networth as on March 31, 2023 is ₹0.01 crs. It can commence operations only on receipt of license from RBI.

### Note - 47A (iii)

The Group had recognised the value of investment in associate - Paytail Commerce Private Limited (Paytail) at amortised cost. The Group has acquired 16.29% of the Equity Share Capital of Paytail Commerce Private Limited in September 2021. By Virtue of the voting and other rights as per the share purchase agreement, Paytail Commerce Private Limited has been assessed as an associate of the Group.

Particulars	As at March 31, 2023	As at March 31, 2022
Value of Investment in Subsidiary on the date of loss of control	9.75	9.75
Less: Cumulative Share of Loss of from Associate	(1.89)	(0.74)
<b>Closing value of Investment</b>	<b>7.86</b>	<b>9.01</b>

Particulars	As at March 31, 2023	As at March 31, 2022
Current Assets	17.72	3.30
Non-Current Assets	6.33	4.70
Current Liabilities	(8.91)	-
Non-Current Liabilities	(15.00)	(0.07)
<b>Equity</b>	<b>0.14</b>	<b>7.93</b>
Proportion of the Group's ownership	16.29%	16.29%
Group's share in the Equity of the Associate	0.02	1.29

Particulars	Year ended March 31, 2023	Year ended March 31, 2022
Operating Income	23.41	2.56
Expenses	30.48	7.67
Profit/(Loss) before tax	(7.07)	(5.11)
Income tax expense	-	-
<b>Profit/(Loss) for the year (continuing operations)</b>	<b>(7.07)</b>	<b>(5.11)</b>
<b>Total comprehensive income for the year (continuing operations)</b>	<b>(7.07)</b>	<b>(5.11)</b>
<b>Group's share of loss for the year</b>	<b>(1.15)</b>	<b>(0.74)</b>
Adjustment relating to prior periods	-	-
<b>Group's share of loss considered in the consolidated statement of Profit and Loss</b>	<b>(1.15)</b>	<b>(0.74)</b>

## Notes to Consolidated Financial Statements

(All amounts are in crores of Indian rupees, unless otherwise stated)

### Note - 47B (i) - Investment in Joint Venture

As at March 31, 2023, the Group has 49.50% interest in Cholamandalam MS Risk Services Limited ("CMSRSL") and this entity has been treated as Joint Venture in the consolidated Ind AS financial statements.

The following table illustrates the summarised financial information of the Group's investment in CMSRSL:

Particulars	March 31, 2023	March 31, 2022
Current assets	34.79	35.72
Non-current assets	17.20	15.70
Current liabilities	(12.40)	(14.10)
Non-current liabilities	(2.31)	(6.21)
<b>Equity</b>	<b>37.28</b>	<b>31.11</b>
Proportion of the Group's ownership	49.50%	49.50%
Group's share in the Equity of the Joint Venture	18.45	15.40
Particulars	2022-23	2021-22
Revenue from Operations	63.01	56.88
Other Income	1.91	2.81
Employee benefit	(33.76)	(29.90)
Other expense	(21.97)	(22.64)
<b>Profit before tax</b>	<b>9.19</b>	<b>7.15</b>
Income tax expense	(2.37)	(1.83)
<b>Profit for the year (continuing operations)</b>	<b>6.82</b>	<b>5.32</b>
<b>Total comprehensive income for the year (continuing operations)</b>	<b>6.82</b>	<b>5.32</b>
<b>Group's share of profit</b>	<b>3.38</b>	<b>2.63</b>
Less: Dividend	(0.25)	(0.12)
<b>Group's share of profit (considered in consolidated statement of Profit and loss)</b>	<b>3.13</b>	<b>2.51</b>

The Group has the following share of contingent liabilities and capital commitments in the Joint venture as at March 31, 2023.

Particulars	March 31, 2023	March 31, 2022
Contested Liabilities Not provided for in respect of Income Tax matters pending before Appellate Authorities	2.00	2.00
Capital commitments	0.04	-

### Note - 47B (ii) - Investment in Joint Venture

The Group has acquired equity shares of Payswiff Technologies Private Limited (Payswiff), from its founders and other existing shareholders towards strategic investment in equity shares of Payswiff upto 73.82% of the equity capital of Payswiff. Payswiff is engaged in the business of enabling online payment gateway services for e-commerce businesses and provides e-commerce solutions. Payswiff is an omni channel payment deliveries, online, and on-the-go using mPOS and POS solution.

Particulars	March 31, 2023	March 31, 2022
Value of Investment in Joint Venture	456.83	450.01
Less: Cumulative Share of Loss of from Joint Venture	(13.42)	(4.42)
<b>Closing value of Investment</b>	<b>443.41</b>	<b>445.59</b>



## Notes to Consolidated Financial Statements

(All amounts are in crores of Indian rupees, unless otherwise stated)

Even though, the Group holds 73.82% of the paid up equity capital of Payswiff, however, in view of founder reserved matters and dispute resolution mechanism envisaged in the shareholder agreement executed between the Group and founders of Payswiff, the Group is considered to have joint control over the entity as per Ind AS 28 read with Ind AS 110. Hence, it is classified as investment in Joint Venture.

Particulars	March 31, 2023	March 31, 2022
Current assets	43.69	40.25
Non-current assets	78.67	50.33
Current liabilities	(53.99)	(52.39)
Non-current liabilities	(57.98)	(1.52)
<b>Equity</b>	<b>10.39</b>	<b>36.67</b>
Proportion of the Group's ownership	74.82%	73.82%
Group's share in the Equity of the Joint Venture	7.77	27.07

### Note - 48 Capital Management

The Group maintains an actively managed capital base to cover risks inherent in the business, meeting the capital adequacy requirements of Reserve Bank of India (RBI), compliance with solvency requirements prescribed by the Insurance Regulatory and Development Authority of India (IRDAI), maintain strong credit rating and healthy capital ratios in order to support business and maximise shareholder value. The adequacy of the Group's capital is monitored by the Board using, among other measures, the regulations issued by RBI and IRDAI.

The Group manages its capital structure and makes adjustments to it according to changes in economic conditions and the risk characteristics of its activities. In order to maintain or adjust the capital structure, the Group may adjust the amount of dividend payment to shareholders, return capital to shareholders or issue capital securities.

The Group has complied in full with the capital and solvency requirements prescribed by RBI and IRDAI respectively over the reported period.

### Note - 48.1 Financial Risk Management

The key financial risks faced by the Group are credit and market risks comprising liquidity risk, interest rate risk and foreign currency risks.

### Note - 48.2 Credit Risk

#### Lending

Credit risk in lending business arises when a borrower is unable to meet financial obligations to the lender. This could be either because of wrong assessment of the borrower's payment capabilities or due to uncertainties in future. The effective management of credit risk requires the establishment of appropriate credit risk policies and processes.

The Group has comprehensive and well-defined credit policies across various businesses, products and segments, which encompass credit approval process for all businesses along with guidelines for mitigating the risks associated with them. The appraisal process includes detailed risk assessment of the borrowers, physical verifications and field visits. The Group has a robust post sanction monitoring process to identify credit portfolio trends and early warning signals. This enables it to implement necessary changes to the credit policy, whenever the need arises. Also, being in asset financing business, most of the Group's lending is covered by adequate collaterals from the borrowers. The Group developed application scoring model to assess the credit worthiness of the borrower for underwriting decisions for its Vehicle Finance, Loan Against Property and Home Loan business.

The Group also has a well-developed business planning model for the Vehicle Finance portfolio, to help business teams plan volume with adequate pricing of risk for different segments of the portfolio.

## Notes to Consolidated Financial Statements

(All amounts are in crores of Indian rupees, unless otherwise stated)

### Insurance - Investments

Insurance Business is subject to credit risk in connection with issuers of securities held in its investment portfolio and reinsurers. Losses may occur when a counterparty fails to make timely payments pursuant to the terms of the underlying contractual arrangement or when the counterparty's credit rating or risk profile otherwise deteriorates. Credit risk can occur at multiple levels, as a result of broad economic conditions, challenges within specific sectors of the economy, or from issues affecting individual companies. Events that result in defaults, impairments or downgrades of the securities in our investment portfolio would cause the Company to record realized or unrealized losses and increase provisions for asset default, adversely impacting earnings.

Governance structure, in the form of Investment Committee and well defined investment policies and processes are in place to ensure that the risks involved in investments are identified and acceptable levels are defined. All Regulatory and Internal norms are built in the Investment system which monitors the investment limits and exposure norms on a daily basis.

The policyholders' funds are invested in accordance with regulatory norms. Investment policy and most of the investment is made in the government securities having sovereign rating and debt securities issued by reputed corporate having appropriate rating as per Investment Committee.

### Note - 48.3 Risk Management and Portfolio Review

The Group has a robust portfolio review mechanism. Key metrics like early delinquency, default rates are tracked, monitored and reviewed daily. Business teams review key trends in these Key Risk Indicators and location level strategies are adopted.

#### Note - 48.3.1 ECL Methodology

##### Lending

The Group records allowance for expected credit losses for all financial assets including loan commitments, other than those measured at FVTPL. Equity instruments carried at cost are not subject to impairment under the ECL methodology.

#### Note - 48.3.2 Assumptions and Estimation techniques

##### Lending

The Group calculates ECLs to measure the expected cash shortfalls, discounted at an approximation to the EIR. A cash shortfall is the difference between the cash flows that are due to an entity in accordance with the contract and the cash flows that the entity expects to receive. ECL is computed on collective basis. The portfolio is segmented based on shared risk characteristics for the computation of ECL.

The key elements of the ECL are summarised below:

##### Note - 48.3.2.1 PD

The Probability of Default is an estimate of the likelihood of default over a given time horizon. A default may only happen at a certain time over the assessed period, if the facility has not been previously derecognised and is still in the portfolio. While computing probability of default, significant outlier events are suitably handled to ensure it does not skew the outcomes.

A 12M marginal PD is computed by creating cohorts of accounts starting in Stage 1 at the beginning of the year and subsequently moving to Stage 3 at any point in time during the year.

A conditional average probability of default is computed by taking cohort of which were in Stage 2 at the beginning of the year and subsequently moved to Stage 3 anytime in each subsequent year

## Notes to Consolidated Financial Statements

(All amounts are in crores of Indian rupees, unless otherwise stated)

### Note - 48.3.2.2 EAD

The Exposure at Default is an estimate of the exposure at a future default date (in case of Stage 1 and Stage 2), taking into account expected changes in the exposure after the reporting date, including repayments of principal and interest, whether scheduled by contract or otherwise, expected drawdowns on committed facilities, and accrued interest from missed payments. In case of Stage 3 loans EAD represents exposure when the default occurred.

### Note - 48.3.2.3 LGD

The Loss Given Default is an estimate of the loss arising in the case where a default occurs at a given time. It is based on the difference between the contractual cash flows due and those that the lender would expect to receive, including from the realisation of any collateral. It is usually expressed as a percentage of the EAD. The recoveries are discounted back to the default date using customer IRR. This present value of recovery is used for LGD computation. A recovery rate (RR) computed as the ratio of present value of recovery to the EAD ( $1 - RR$ ), gives the LGD.

### Note - 48.3.2.4 Mechanics of the ECL method

#### Stage 1:

All loans (other than purchased credit impaired asset) are categorised as Stage 1 on initial recognition. The 12 months ECL is calculated as the portion of LTECLs that represent the ECLs that result from default events on a financial instrument that are possible within the 12 months after the reporting date. The Group calculates the 12 months ECL allowance based on the expectation of a default occurring in the 12 months following the reporting date. These expected 12-month default probabilities are applied to EAD and multiplied by the expected LGD and discounted by an approximation to the original EIR.

#### Stage 2:

Loans which are past due for more than 30 days are categorised as Stage 2. When a loan has shown a significant increase in credit risk since origination, the Group records an allowance for the LTECLs PDs and LGDs are estimated over the lifetime of the instrument. The expected cash shortfalls are discounted by an approximation to the original EIR.

#### Stage 3:

Loans which are past due for more than 90 days are categorised as Stage 3. For loans considered credit-impaired, the Group recognises the lifetime expected credit losses for these loans. The method is similar to that for Stage 2 assets, with the PD set at 100%

Restructured loans are categorised as Stage 3 on the date of restructuring and remain so for a period of one year. Post this, regular staging criteria applies.

Loans which have been renegotiated or modified in accordance with RBI Notifications for COVID-19 related stress has been classified as Stage 2 due to significant increase in credit risk.

The Post Implementation Staging of Loans restructured under Covid Resolution framework shall follow the Days Past Due of respective loan agreements.

In respect of new lending products introduced during the year, the Group follows simplified matrix approach for determining impairment allowance based on industry practise in the absence of historical information. These loans constitutes less than 1% of the total loan book.

Loan Movement across stages during the year is given in a note 11.1

#### Loan commitment:

When estimating LTECLs for undrawn loan commitments, the Group estimates the expected portion of the loan commitment that will be drawn down over its expected life. The ECL is then based on the present value of the expected shortfalls in cash flows if the loan is drawn down. The expected cash shortfalls are discounted at an approximation to the expected EIR on the loan. For an undrawn loan commitment, ECLs are calculated and presented under provisions.

## Notes to Consolidated Financial Statements

(All amounts are in crores of Indian rupees, unless otherwise stated)

### Other Financial assets:

The Group follows 'simplified approach' for recognition of impairment loss allowance on other financial assets. The application of simplified approach does not require the Group to track changes in credit risk and calculated on case by case approach, taking into consideration different recovery scenarios.

Based on Management's assessment of ECL on trade receivables/ other financial assets, the provisions are not material to financial statements (Nil as at March 31, 2022).

### Note - 48.3.2.5 Incorporation of forward looking statements in ECL model

The Group considers a broad range of forward looking information with reference to external forecasts of economic parameters such as GDP growth, Inflation, Government Expenditure etc., as considered relevant so as to determine the impact of macro-economic factors on the Group's ECL estimates.

The inputs and models used for calculating ECLs are recalibrated periodically through the use of available incremental and recent information. Further, internal estimates of PD, LGD rates used in the ECL model may not always capture all the characteristics of the market / external environment as at the date of the financial statements. To reflect this, qualitative adjustments or overlays are made as temporary adjustments to reflect the emerging risks reasonably.

Annual data from 2010 to 2026 (including forecasts for 5 years) were obtained from World Economic Outlook, October 2021 published by International Monetary Fund (IMF). IMF provides historical and forecasted data for important economic indicators country-wise. The data provided for India is used for the analysis. Macro variables that were compared against default rates at segment level to determine the key variables having correlation with the default rates using appropriate statistical techniques. Vasicek model has been incorporated to find the Point in Time (PIT) PD. The Group has formulated the methodology for creation of macro-economic scenarios under the premise of economic baseline, upside and downside condition. A final PIT PD is arrived as the scenario weighted PIT PD under different macroeconomic scenarios.

### Note - 48.3.2.6 Macro economic variables

Segment	Macro-Economic Variables correlated for each segment	
Heavy Commercial Vehicle	Gross domestic product, current prices USD	Inflation, end of period consumer prices
Light Commercial Vehicle	Gross domestic product, current prices USD	Inflation, end of period consumer prices
Car & MUV	Gross domestic product, current prices USD	Inflation, end of period consumer prices
Mini Light Commercial Vehicle	Gross domestic product per capita, constant prices USD	Inflation, end of period consumer prices
Used Vehicles	General government total expenditure	Gross domestic product per capita, constant prices USD
Shubh	General government total expenditure	Gross domestic product per capita, constant prices USD
Tractor	Inflation, average consumer prices	General government total expenditure
Construction Equipment	Gross domestic product per capita, constant prices USD	Gross domestic product, current prices USD
Loan Against Property	Gross domestic product, current prices USD	Inflation, end of period consumer prices
Home Loan	Inflation, average consumer prices	General government total expenditure

Since the company has used Gross Domestic Product (GDP) as a predominant macro economic variable the sensitivity around the same is given below

Year ended	Increase/(Decrease) of GDP	Impact on Expected Credit Losses (ECL)-Increase/(Decrease)
March 31,2023	Decrease by 5%	(33.30)
March 31,2023	Increase by 5%	33.54

## Notes to Consolidated Financial Statements

(All amounts are in crores of Indian rupees, unless otherwise stated)

### Note - 48.3.2.7 Concentration of credit risk and Collateral and Credit Enhancements

#### Note - 48.3.2.7.1 Concentration of credit risk

Concentration of credit risk arise when a number of counterparties or exposures have comparable economic characteristics, or such counterparties are engaged in similar activities or operate in same geographical area or industry sector so that collective ability to meet contractual obligations is uniformly affected by changes in economic, political or other conditions. The Group is in retail lending business on pan India basis targeting primarily customers who either do not get credit or sufficient credit from the traditional banking sector. Vehicle Finance (consisting of new and used Commercial Vehicles, Passenger Vehicles, Tractors, Construction Equipment and Trade advance to Automobile dealers) is lending against security (other than for trade advance) of Vehicle/ Tractor / Equipment and contributes to 69% of the loan book of the Group as of March 31, 2023 (69% as of March 31, 2022). Hypothecation endorsement is made in favour of the Group in the Registration Certificate in respect of all registerable collateral. Portfolio is reasonably well diversified across South, North, East and Western parts of the country. Similarly, sub segments within Vehicle Finance like Heavy Commercial Vehicles, Light Commercial Vehicles, Car and Multi Utility Vehicles, three wheeler and Small Commercial Vehicles, Refinance against existing vehicles, older vehicles (first time buyers), Tractors and Construction Equipment have portfolio share between 10% and 6% leading to well diversified sub product mix.

Loan Against Property is mortgage loan against security of existing immovable property (primarily self-occupied residential property) to self- employed non-professional category of borrowers and contributes to 20% of the lending book of the Group as of March 31, 2023 (22% as of March 31, 2022). Portfolio is concentrated in North 30% with small presence in East 5%. South has 40% and West contributes 25% of the overall exposure of the Group.

The Concentration of risk is managed by Group for each product by its region and its sub-segments. Group did not overly depend on few regions or sub-segments as of March 31, 2023.

#### Note - 48.3.2.7.2 Collateral and Credit enhancements

Although collateral can be an important mitigation of credit risk, it is the Group's practice to lend on the basis of the customer's ability to meet the obligations out of cash flow resources other than placing primary reliance on collateral and other credit risk enhancements.

The Group obtains first and exclusive charge on all collateral that it obtains for the loans given. Vehicle Finance and Loan Against Property are secured by collateral at the time of origination. In case of Vehicle loans, Group values the vehicle either through proforma invoice (for new vehicles) or using registered valuer for used vehicles. In case of Loan Against Property loans, the value of the property at the time of origination will be arrived by obtaining two valuation reports from Group's empanelled valuers.

Hypothecation endorsement is obtained in favour of the Group in the Registration Certificate of the Vehicle/ Tractor / Equipment funded under the vehicle finance category.

Immovable Property is the collateral for Loan Against Property. Security Interest in favour of the Group is created by Mortgage through deposit of title deed which is registered wherever required by law.

In respect of Other loans, Home loans follow the same process as Loan Against Property and pledge is created in favour for the Group for loan against securities.

99% of the Group's term loan are secured by way of tangible Collateral.

In respect of some unsecured lending, the Group obtains First Loss Default Guarantee or similar arrangement from external service providers as partial cover against potential credit default.

## Notes to Consolidated Financial Statements

(All amounts are in crores of Indian rupees, unless otherwise stated)

### Fair value of collateral held against credit impaired assets - March 31, 2023

Maximum exposure to credit risk (a)	Vehicles (b)	Loan against property (c)	Other loans (d)	Net exposure (e)=(a-b-c-d)	Associated ECL
3,221.59	2,307.55	1,894.35	209.23	(1,189.54)	1,425.94

### Fair value of collateral held against credit impaired assets - March 31, 2022

Maximum exposure to credit risk (a)	Vehicles (b)	Loan against property (c)	Other loans (d)	Net exposure (e)=(a-b-c-d)	Associated ECL
3,305.32	2,330.24	2,409.87	238.23	(1,673.02)	1,266.50

Note: Column (b), (c), (d) of the above table, represents fair value of collateral

#### Valuation of Collateral:

- Vehicles including construction equipment and tractors are valued at original cost less 20% depreciation per year on WDV
- Immovable property is valued based on the amount as per the valuation report at the time of sanctioning of loan
- Other loans – Book debts at Cost or Securities at market value

#### Note - 48.3.3 Market Risk

Market Risk is the possibility of loss arising from changes in the value of a financial instrument as a result of changes in market variables such as interest rates, exchange rates and other asset prices.

##### Lending

Market Risk is the possibility of loss arising from changes in the value of a financial instrument as a result of changes in market variables such as interest rates, exchange rates. The Group's exposure to market risk is a function of asset liability management and interest rate sensitivity assessment. The Group is exposed to interest rate risk and liquidity risk, if the same is not managed properly. The Group continuously monitors these risks and manages them through appropriate risk limits. The Asset Liability Management Committee (ALCO) reviews market-related trends and risks and adopts various strategies related to assets and liabilities, in line with the Group's risk management framework. ALCO activities are in turn monitored and reviewed by a board sub-committee. In addition, the Group has put in an Asset Liability Management (ALM) support group which meets frequently to review the liquidity position of the Group.

##### Insurance

The Group is exposed to financial and capital market risks – the risk that the fair value or future cash flows of a financial instrument will fluctuate because of changes or volatility in market prices. Market risk includes equity market and interest rate risks.

The Group has investment policy in place which deals with guidelines set for asset allocation and portfolio limit structure, to ensure that assets back specific policyholders' liabilities.

#### Note - 48.3.3.1 Liquidity Risk

Liquidity risk is defined as the risk that the Group will encounter difficulty in meeting obligations associated with financial liabilities that are settled by delivering cash or another financial asset. Liquidity risk arises because of the possibility that the Group might be unable to meet its payment obligations when they fall due as a result of mismatches in the timing of the cash flows under both normal and stress circumstances. Such scenarios could occur when funding needed for illiquid asset positions is not available to the Group on acceptable terms. To limit this risk, management has arranged for diversified funding sources and adopted a policy of availing funding in line with

## Notes to Consolidated Financial Statements

(All amounts are in crores of Indian rupees, unless otherwise stated)

the tenor and repayment pattern of its receivables and monitors future cash flows and liquidity on a daily basis. The Group has developed internal control processes and contingency plans for managing liquidity risk. This incorporates an assessment of expected cash flows and the availability of unencumbered receivables which could be used to secure funding by way of assignment if required. The Group also has lines of credit that it can access to meet liquidity needs. These are reviewed by the Asset Liability Committee (ALCO) on a monthly basis. The ALCO provides strategic direction and guidance on liquidity risk management. A sub-committee of the ALCO, comprising members from the Treasury and Risk functions, monitor liquidity risks on a weekly basis and decisions are taken on the funding plan and levels of investible surplus, from the ALM perspective. This sets the boundaries for daily cash flow management.

Analysis of Financial assets and Financial liabilities by remaining contractual maturities given in note -49A.

### Note - 48.3.3.2 Interest Rate Risk

The Group being in the business of lending raises money from diversified sources like market borrowings, term Loan from banks and financial institutions, foreign currency borrowings etc. Financial assets and liabilities constitute significant portion, changes in market interest rates can adversely affect the financial condition. The fluctuations in interest rates can be due to internal and external factors. Internal factors include the composition of assets and liabilities across maturities, existing rates and re-pricing of various sources of borrowings. External factors include macro-economic developments, competitive pressures, regulatory developments and global factors. The movement in interest rates (upward / downward) will impact the Net Interest Income depending upon rate sensitivity of the asset or liability. The Group uses traditional gap analysis report to determine the vulnerability to movements in interest rates. The Gap is the difference between Rate Sensitive Assets (RSA) and Rate Sensitive Liabilities (RSL) for each time bucket. A positive gap indicates that the Group can benefit from rising interest rates while a negative gap indicates that the Group can benefit from declining interest rates. Based on market conditions, the Group enters into interest rate swap to mitigate interest rate risk.

### Note - 48.3.3.3 Foreign Currency Risk

Foreign currency risk for the Group arise majorly on account of foreign currency borrowings. The Group manages this foreign currency risk by entering in to cross currency swaps and forward contract. When a derivative is entered in to for the purpose of being as hedge, the Group negotiates the terms of those derivatives to match with the terms of the hedge exposure. The Group holds derivative financial instruments such as Cross currency interest rate swap to mitigate risk of changes in exchange rate in foreign currency and floating interest rate.

The Counterparty for these contracts is generally a bank. These derivative financial instruments are valued based on quoted prices for similar assets and liabilities in active markets or inputs that are directly or indirectly observable in market place.

### Note - 48.3.3.4 Hedging Policy

The Group's policy is to fully hedge its foreign currency borrowings at the time of drawdown and remain so till repayment and hence the hedge ratio is 1:1.

## Notes to Consolidated Financial Statements

(All amounts are in crores of Indian rupees, unless otherwise stated)

### Note - 48.4 Disclosure of Effects of Hedge Accounting

As at March 31, 2023

Foreign Exchange Risk on Cash Flow Hedge	Nominal Value of Hedging Instruments (No. of Contracts)		Carrying Value of Hedging Instruments (₹ in crores)		Maturity Date	Changes in Fair value of Hedging Instrument (₹ in crores)	Changes in the value of Hedged Item used as a basis for recognising hedge effectiveness (₹ in crores)	Line item in Balance sheet
	Asset	Liability	Asset	Liability				
<b>Cash flow Hedge</b>								
Cross Currency Interest rate swap	2	-	147.42	-	May 15, 2023 to July 19, 2025	(147.41)	136.39	Borrowings
Overnight Index swaps	1	1	2.72	5.59	March 08, 2024 to March 31, 2028	2.87	-	Borrowings
Forward contracts	1	1	120.71	128.68	June 20, 2023 to June 20, 2028	7.97	123.56	Borrowings
<b>Fair Value Hedge</b>								
Interest rate swaps	1	-	2.02	-	October 07, 2023	(2.02)	-	Borrowings
Cash flow Hedge	Change in the value of Hedging Instrument recognised in Other Comprehensive Income (₹ in crores)		Hedge Effectiveness recognised in profit and loss		Amount reclassified from Cash Flow Hedge Reserve to Profit or Loss		Line item affected in Statement of Profit and Loss because of the Reclassification	
Foreign exchange risk and Interest rate risk	45.64		2.02		-		NA	



## Notes to Consolidated Financial Statements

(All amounts are in crores of Indian rupees, unless otherwise stated)

As at March 31, 2022

Foreign Exchange Risk on Cash Flow Hedge	Nominal Value of Hedging Instruments (No. of Contracts)		Carrying Value of Hedging Instruments (₹ in crores)		Maturity Date	Changes in Fair value of Hedging Instrument (₹ in crores)	Changes in the value of Hedged Item used as a basis for recognising hedge effectiveness (₹ in crores)	Line item in Balance sheet
	Asset	Liability	Asset	Liability				
Cross Currency Interest rate swap	6	0	108.09	-	June 27, 2022 to June 20, 2028	90.89	164.19	Borrowings
Overnight Index swaps	0	2	-	2.82	October 23, 2022 to March 20, 2024	(2.82)	-	Borrowings
Forward contracts	1	3	78.44	166.74	June 27, 2022 to June 20, 2028	10.45	14.53	Borrowings
Cash flow Hedge	Change in the value of Hedging Instrument recognised in Other Comprehensive Income (₹ in crores)		Hedge Effectiveness recognised in profit and loss		Amount reclassified from Cash Flow Hedge Reserve to Profit or Loss		Line item affected in Statement of Profit and Loss because of the Reclassification	
Foreign exchange risk and Interest rate risk	161.97		-		-		NA	

### Note - 48.5 Insurance Risk

The principal risk, the Group faces under insurance contracts, is that the actual claims and benefit payments or the timing thereof differ from expectations. This is influenced by frequency of claims and severity of claims. Therefore, the objective of the Group is to ensure that sufficient reserves are available to cover these liabilities.

The principal assumption underlying the liability estimates is that the Group's future claims development will follow a similar pattern to past claims development experience. This includes assumptions in respect of frequency and severance considered based on past trends. The general insurance claim liabilities are sensitive to the key assumptions. The correlation of assumptions will have a significant effect in determining the ultimate claims liabilities. It is not possible to quantify the sensitivity of certain assumptions such as legislative changes or uncertainty in the estimation process.

The following analysis is performed for reasonably possible movements in key assumptions with all other assumptions held constant, showing the impact on gross and net liabilities, profit before tax and equity. The correlation of assumptions will have a significant effect in determining the ultimate claims liabilities, but to demonstrate the impact due to changes in assumptions, assumptions had to be changed on an individual basis. It should be noted that movements in these assumptions are non-linear.

For sensitivity analysis and claims development table, refer note below. The method used for deriving sensitivity information and significant assumptions did not change during the presented periods.

## Notes to Consolidated Financial Statements

(All amounts are in crores of Indian rupees, unless otherwise stated)

### Sensitivity Analysis of claims outstanding Liabilities \*

#### As at March 2023

Scenario	Increase/ (Decrease) in Net Liabilities	Increase/ (Decrease) in Gross Liabilities	Increase/ (Decrease) in Profit before taxes	Increase/ (Decrease) in Equity
Increase in Insurance Claims Liability Estimate by 2.5%	23.40	21.28	(23.40)	(17.51)
Increase in Insurance Claims Liability Estimate by 5%	46.80	42.57	(46.80)	(35.02)
Decrease in Insurance Claims Liability Estimate by 2.5%	(23.40)	(21.28)	23.40	17.51
Decrease in Insurance Claims Liability Estimate by 5%	(46.80)	(42.57)	46.80	35.02

#### As at March 2022

Scenario	Increase/ (Decrease) in Net Liabilities	Increase/ (Decrease) in Gross Liabilities	Increase/ (Decrease) in Profit before taxes	Increase/ (Decrease) in Equity
Increase in Insurance Claims Liability Estimate by 2.5%	13.54	15.89	(13.54)	(10.13)
Increase in Insurance Claims Liability Estimate by 5%	27.08	31.78	(27.08)	(20.26)
Decrease in Insurance Claims Liability Estimate by 2.5%	(13.54)	(15.89)	13.54	10.13
Decrease in Insurance Claims Liability Estimate by 5%	(27.08)	(31.78)	27.08	20.26

### Insurance Liability (Claims) Development pattern \*

#### As at March 2023

Ultimate Net Loss Cost - Re-estimated	YE 31-Mar- 16	YE 31-Mar- 17	YE 31-Mar- 18	YE 31-Mar- 19	YE 31-Mar- 20	YE 31-Mar- 21	YE 31-Mar- 22	YE 31- Mar-23
End of Accident Year	1,190.33	1,552.59	1,906.10	2,104.34	2,451.93	2,305.88	2,835.90	3,241.86
One Year Later	1,193.30	1,529.45	1,890.66	2,117.02	2,444.61	2,231.37	2,762.31	-
Two Year Later	1,215.88	1,598.50	1,891.36	2,112.21	2,383.66	2,197.65	-	-
Three Year Later	1,250.45	1,630.91	1,884.11	1,997.07	2,248.77	-	-	-
Four Year Later	1,279.58	1,625.49	1,799.50	1,894.71	-	-	-	-
Five Year Later	1,293.25	1,562.08	1,742.01	-	-	-	-	-
Six Year Later	1,282.78	1,559.78	-	-	-	-	-	-
Seven Year Later	1,286.65	-	-	-	-	-	-	-

#### As at March 2022

Ultimate Net Loss Cost - Re-estimated	YE 31-Mar- 15	YE 31-Mar- 16	YE 31-Mar- 17	YE 31-Mar- 18	YE 31-Mar- 19	YE 31-Mar- 20	YE 31-Mar- 21	YE 31- Mar-22
End of Accident Year	1,016.41	1,190.33	1,552.59	1,906.10	2,104.34	2,451.93	2,305.88	2,835.90
One Year Later	978.76	1,193.30	1,529.45	1,890.66	2,117.02	2,444.61	2,231.37	-
Two Year Later	993.57	1,215.88	1,598.50	1,891.36	2,112.21	2,383.66	-	-
Three Year Later	1,023.83	1,250.45	1,630.91	1,884.11	1,997.07	-	-	-
Four Year Later	1,080.25	1,279.58	1,625.49	1,799.50	-	-	-	-
Five Year Later	1,096.81	1,293.25	1,562.08	-	-	-	-	-
Six Year Later	1,102.24	1,282.78	-	-	-	-	-	-
Seven Year Later	1,097.19	-	-	-	-	-	-	-

\* The sensitivity analysis of claims outstanding liability and Insurance Liability (claim) development table are presented net off Re-insurance.

## Notes to Consolidated Financial Statements

(All amounts are in crores of Indian rupees, unless otherwise stated)

### Note - 49 Goodwill

The Goodwill of ₹39.08 crores recognised with respect to CIFCL represents the significant portion of the total Goodwill carried by the Group. The quoted market value of shares of CIFCL as on March 31, 2023 is significantly higher than the acquisition price. Accordingly, based on the assessment of goodwill done by the group, it believes that the carrying amount of goodwill is recoverable and no impairment has been considered.

The Goodwill of ₹3.64 crores recognised on the acquisition of other subsidiary – CMSGICL is not significant and the Group believes that the carrying amount of the Goodwill is recoverable.

### Note - 50 Analysis of Financial Assets and Financial Liabilities by remaining contractual maturities

The table below summarises the expected utilisation or settlement of liabilities

#### As at March 31, 2023

Particulars	Upto 1 month	1 to 3 months	3 to 6 months	6 to 12 months	1 to 3 years	3 to 5 years	More than 5 years	Total
<b>Financial Assets</b>								
Derivative financial instruments	-	3.80	4.24	9.58	48.90	55.30	12.45	<b>134.27</b>
<b>Payables</b>								
(I) Trade Payables								
i) Total outstanding dues of micro & small enterprises	3.55	-	-	-	-	-	-	<b>3.55</b>
ii) Total outstanding dues of creditors other than micro and small enterprises	354.90	0.55	13.24	13.79	-	-	-	<b>382.48</b>
(II) Other Payables								
i) Total outstanding dues of micro & small enterprises	-	-	-	-	-	-	-	-
ii) Total outstanding dues of creditors other than micro and small enterprises	1,064.06	-	-	-	3.00	-	-	<b>1,067.06</b>
(III) Other Insurers								
i) Total outstanding dues of micro & small enterprises	-	-	-	-	-	-	-	-
ii) Total outstanding dues of creditors other than micro and small enterprises	-	-	581.85	-	-	-	-	581.85
Debt Securities	698.83	2,503.43	3,909.11	2,359.08	10,795.73	2,062.44	-	22,328.62
Borrowings(Other than Debt Securities)	3,883.85	4,790.80	8,681.40	12,577.35	40,659.09	12,613.03	518.87	<b>83,724.39</b>
Subordinated Liabilities	5.40	86.22	157.27	883.17	997.14	1,722.39	18,546.28	22,397.87
Insurance Contract Liabilities	232.56	321.74	436.69	732.35	2,326.25	2,089.08	5,196.62	11,335.29
Other Financial Liabilities	335.70	11.97	17.90	49.04	104.33	40.34	35.10	<b>594.38</b>
<b>Total Undiscounted financial liabilities</b>	<b>6,578.85</b>	<b>7,718.51</b>	<b>13,801.70</b>	<b>16,624.36</b>	<b>54,934.44</b>	<b>18,582.58</b>	<b>24,309.32</b>	<b>1,42,549.76</b>

## Notes to Consolidated Financial Statements

(All amounts are in crores of Indian rupees, unless otherwise stated)

As at March 31, 2022

Particulars	Upto 1 month	1 to 3 months	3 to 6 months	6 to 12 months	1 to 3 years	3 to 5 years	More than 5 years	Total
<b>Financial Assets</b>								
Derivative financial instruments	-	4.81	5.93	10.93	55.41	58.62	33.87	<b>169.57</b>
<b>Payables</b>								
(I) Trade Payables								
i) Total outstanding dues of micro & small enterprises	3.06	0.18	-	-	-	-	-	3.24
ii) Total outstanding dues of creditors other than micro and small enterprises	130.43	3.68	84.47	82.83	-	-	-	301.41
(II) Other Payables								
i) Total outstanding dues of micro & small enterprises	-	-	-	-	-	-	-	-
ii) Total outstanding dues of creditors other than micro and small enterprises	714.97	-	-	-	0.03	-	-	715.00
(III) Other Insurers								
i) Total outstanding dues of micro & small enterprises	-	-	-	-	-	-	-	-
ii) Total outstanding dues of creditors other than micro and small enterprises	-	6.24	446.27	-	-	-	-	452.51
Debt Securities	833.27	1,356.20	1,485.33	2,791.56	6,905.02	1,188.28	-	14,559.66
Borrowings(Other than Debt Securities)	1,629.33	4,289.98	6,073.71	8,856.78	26,256.80	9,793.35	704.01	57,603.96
Subordinated Liabilities	2.74	170.92	240.79	446.04	1,333.59	675.62	14,273.98	17,143.68
Insurance Contract Liabilities	111.22	111.22	333.65	444.88	2,113.16	2,446.82	5,560.95	11,121.90
Other Financial Liabilities	369.19	9.69	13.81	46.01	82.48	14.56	5.40	541.14
<b>Total Undiscounted financial liabilities</b>	<b>3,794.21</b>	<b>5,952.92</b>	<b>8,683.96</b>	<b>12,679.03</b>	<b>36,746.49</b>	<b>14,177.25</b>	<b>20,578.21</b>	<b>1,02,612.07</b>

### Note - 51 Disclosures in connection with IND AS 116 - Leases

The Group has taken office premises and related assets on lease for its operations.

The Group's obligations under its leases are secured by the lessor's title to the leased assets. Generally, the Group is restricted from assigning and subleasing the leased assets and some contracts require the Group to maintain certain financial ratios. There are several lease contracts that include extension and termination options and variable lease payments, which are further discussed below.

The Group also has certain leases of machinery with lease terms of 12 months or less. The Group applies the 'short-term lease' recognition exemptions for these leases.

Set out below are the carrying amounts of lease liabilities included under financial liabilities and right to use asset included in Property, Plant and Equipment and the movements during the period:

## Notes to Consolidated Financial Statements

(All amounts are in crores of Indian rupees, unless otherwise stated)

### Other Disclosures

#### (i) (a) Movement in the carrying value of the Right to Use Asset for the year ended March 31, 2023

Particulars	Amount		
	Building	Office Equipment	Computer Equipment
Opening Balance	128.04	15.48	8.78
Depreciation charge for the Period	(64.25)	(10.80)	(6.12)
Additions during the Period	118.05	-	-
Adjustment/Deletion	(1.44)	-	-
<b>Closing Balance</b>	<b>180.40</b>	<b>4.68</b>	<b>2.66</b>

#### (i) (b) Movement in the carrying value of the Right to Use Asset for the year ended March 31, 2022

Particulars	Amount		
	Building	Office Equipment	Computer Equipment
Opening Balance	112.05	27.81	15.96
Depreciation charge for the Period	(52.75)	(12.33)	(7.18)
Additions during the Period	74.01	-	-
Adjustment/Deletion	(5.27)	-	-
<b>Closing Balance</b>	<b>128.04</b>	<b>15.48</b>	<b>8.78</b>

#### (ii) Classification of current and non current liabilities of the lease liabilities

Particulars	As on March 31, 2023	As on March 31, 2022
Current Liabilities	119.61	70.06
Non Current Liabilities	92.38	96.72
<b>Total Lease liabilities</b>	<b>211.99</b>	<b>166.78</b>

#### (iii) Movement in the carrying value of the Lease Liability during the year

Particulars	Year ended March 31, 2023	Year ended March 31, 2022
Opening Balance	166.78	171.45
Interest Expense	17.14	14.69
Lease Payments [Total Cash Outflow]	(86.94)	(86.56)
Short term rent concession	-	(1.12)
Additions during the year	115.94	74.01
Adjustment/Deletion	(0.93)	(5.69)
<b>Closing Balance</b>	<b>211.99</b>	<b>166.78</b>

#### (iv) Contractual Maturities of Lease liability outstanding

Particulars	As on March 31, 2023	As on March 31, 2022
Less than One year	118.67	73.10
One to Five years	181.84	104.97
More than Five years	5.63	5.40
<b>Total</b>	<b>306.14</b>	<b>183.47</b>

## Notes to Consolidated Financial Statements

(All amounts are in crores of Indian rupees, unless otherwise stated)

### (v) The following are the amount recognised in the Statement of Profit and Loss

Particulars	Year ended March 31, 2023	Year ended March 31, 2022
Depreciation expense of right-of-use assets	81.17	72.26
Interest expense on lease liabilities	17.14	14.69
Expense relating to short-term leases (included in other expenses)	7.63	3.65
Expense relating to leases of low-value assets (included in other expenses)	-	-
Variable lease payments (included in other expenses)	-	-
<b>Total amount recognised in profit or loss</b>	<b>105.94</b>	<b>90.60</b>

Lease liabilities are recognised at weighted average incremental borrowing rate ranging from 8% to 12%.

The Group does not face a significant liquidity risk with regard to its lease liabilities as the current assets are sufficient to meet the obligations related to the lease liabilities as and when they fall due.

The Group has several lease contracts that includes extension and termination contracts. These options are negotiated by the management of the respective entities to provide flexibility in managing the leased-asset portfolio and align with Group's business needs. The management of the respective entities exercises significant judgement in determining whether these extension and termination are reasonably certain to be exercised.

The Group has not defaulted in its lease obligations.

### Note - 52

#### Note - 52.1 Fair value of financial instruments

Set out below is a comparison, by class, of the carrying amounts and fair values of the Group's financial instruments that are not carried at fair value in the financial statements. This table does not include the fair values of non-financial assets and non-financial liabilities.

Particulars	March 31, 2023		March 31, 2022	
	Carrying Value	Fair Value	Carrying Value	Fair Value
<b>Financial Assets</b>				
Cash and Cash Equivalents	1,055.44	1,055.44	2,801.42	2,801.42
Bank balances Other than Cash and Cash Equivalents	2,108.27	2,108.27	2,646.58	2,646.58
Receivables				
i) Trade Receivables	99.13	99.13	71.31	71.31
ii) Other Receivables	95.35	95.35	84.04	84.04
iii) Insurance Contract Assets	308.15	308.15	291.21	291.21
iv) Reinsurance Assets	789.56	789.56	874.16	874.16
Loans	1,04,809.65	1,04,848.01	74,144.71	75,164.53
Other Investments	17,066.45	17,124.71	12,788.05	12,777.96
Other Financial Assets	577.06	577.40	528.83	561.09
<b>Total Financial Assets</b>	<b>1,26,909.06</b>	<b>1,27,006.02</b>	<b>94,230.31</b>	<b>95,272.30</b>
<b>Financial Liabilities</b>				
Payables				
i) Trade Payables	375.89	375.89	298.75	298.75
ii) Other Payables	1,091.06	1,091.06	744.99	744.99

## Notes to Consolidated Financial Statements

(All amounts are in crores of Indian rupees, unless otherwise stated)

Particulars	March 31, 2023		March 31, 2022	
	Carrying Value	Fair Value	Carrying Value	Fair Value
iii) Other Insurers	581.85	581.85	452.51	452.51
Debt Securities	19,653.58	19,893.74	13,410.80	13,425.57
Borrowings(Other than Debt Securities)	73,186.19	73,532.82	52,004.52	52,484.54
Subordinated Liabilities	4,351.26	4,505.87	3,813.26	3,971.75
Insurance Contract Liabilities	8,805.82	8,805.82	7,930.67	7,930.67
Other Financial Liabilities	485.09	480.45	536.13	639.16
<b>Total Financial Liabilities</b>	<b>1,08,530.74</b>	<b>1,08,392.35</b>	<b>79,191.63</b>	<b>79,947.94</b>

The Group assessed that cash and cash equivalents, bank balance other than Cash and cash equivalents, receivable and payables approximates their carrying amount largely due to short term maturities of these instruments.

The fair value of the financial assets and liabilities is included at the amount at which the instrument could be exchanged in a current transaction between willing parties, other than in a forced or liquidation sale. The following methods and assumptions were used to estimate the fair values of financial assets or liabilities disclosed under level 2 category.

- Derivatives are fair valued using market observable rates and publishing prices.
- The fair value of loans have estimated by discounting expected future cash flows using discount rate equal to the rate near to the reporting date of the comparable product.
- The fair value of debt securities, borrowings other than debt securities and subordinated liabilities have estimated by discounting expected future cash flows discounting rate near to report date based on comparable rate / market observable data.
- The fair values of quoted equity investments are derived from quoted market prices in active markets.
- The fair value investment in Government securities are derived from rate near to the reporting date of the comparable product.

### Note - 52.2 - Fair value hierarchy

The following table provides the fair value measurement hierarchy of the Group's assets and liabilities

Quantitative disclosure fair value measurement hierarchy of assets as at March 31, 2023

Particulars	Fair value measurement using			
	Total	Quoted price in active markets (Level 1)	Significant observable inputs (Level 2)	Significant unobservable inputs (Level 3)
<b>Assets measured at Fair value</b>				
FVTOCI Equity Instruments	19.75	17.66	-	2.09
FVTOCI Debt Instruments	11,582.83	-	11,582.83	-
FVTPL Debt Instruments & AIF	57.46	-	57.46	-
FVTPL Equity Instruments & Mutual Funds	446.69	440.17	-	6.52
Derivative financial instruments	272.86	-	272.86	-
<b>Assets for which fair values are disclosed</b>				
Investments-At Amortised cost	4,969.02	2,929.96	1,848.54	-
Investment Properties *	28.96	-	-	29.49

## Notes to Consolidated Financial Statements

(All amounts are in crores of Indian rupees, unless otherwise stated)

Particulars	Fair value measurement using			
	Total	Quoted price in active markets (Level 1)	Significant observable inputs (Level 2)	Significant unobservable inputs (Level 3)
Loans	1,04,809.65	-	-	1,04,848.01

There have been no transfers between different levels during the period.

\* Fair value of investment property is calculated based on valuation given by external independent valuer.

Quantitative disclosure fair value measurement hierarchy of liabilities as at March 31, 2023

<b>Liabilities measured at Fair value</b>				
Derivative financial instruments	134.27	-	134.27	-
<b>Liabilities for which fair values are disclosed</b>				
Debt Securities	19,740.72	-	19,740.72	-
Borrowings (Other than Debt Securities)	73,532.82	-	73,532.82	-
Subordinated Liabilities	4,609.60	-	4,609.60	-

There have been no transfers between different levels during the period.

Quantitative disclosure fair value measurement hierarchy of assets as at March 31, 2022

Particulars	Fair value measurement using			
	Total	Quoted price in active markets (Level 1)	Significant observable inputs (Level 2)	Significant unobservable inputs (Level 3)
<b>Assets measured at Fair value</b>				
FVTOCI Equity Instruments	30.65	30.58	-	-
FVTOCI Debt Instruments	8,514.13	-	8,514.13	-
FVTPL Debt Instruments & AIF	202.50	-	202.50	-
FVTPL Equity Instruments & Mutual Funds	280.40	274.40	-	6.00
Derivative financial instruments	186.53	-	186.53	-
<b>Assets for which fair values are disclosed</b>				
Investments-At Amortised cost	3,795.73	-	1,469.05	-
Investment Properties *	28.96	-	-	27.94
Loans	74,144.71	-	-	75,164.53

There have been no transfers between different levels during the period.

\* Fair value of investment property is calculated based on valuation given by external independent valuer.

Quantitative disclosure fair value measurement hierarchy of liabilities as at March 31, 2022

<b>Liabilities measured at Fair value</b>				
Derivative financial instruments	169.56	-	169.56	-
<b>Liabilities for which fair values are disclosed</b>				
Debt Securities	13,325.60	-	13,325.60	-
Borrowings (Other than Debt Securities)	52,484.54	-	52,484.54	-
Subordinated Liabilities	3,971.75	-	3,971.75	-

There have been no transfers between different levels during the period.



## Notes to Consolidated Financial Statements

(All amounts are in crores of Indian rupees, unless otherwise stated)

### Note - 52.3 Summary of Financial assets and liabilities which are recognised at amortised cost

Particulars	As at March 31, 2023	As at March 31, 2022
<b>Financial Assets</b>		
Cash and Cash Equivalents	1,055.44	2,801.42
Bank balances other than Cash and Cash Equivalents	2,108.27	2,646.58
Loans	1,04,809.65	74,144.71
Investments	4,979.94	3,795.73
Other Financial Assets	577.06	528.83
<b>Financial Liabilities</b>		
Debt Securities	19,653.58	13,410.80
Borrowings(Other than Debt Securities)	73,186.19	52,004.52
Subordinated Liabilities	4,351.26	3,813.26
Other Financial liabilities	485.09	536.13

**Note - 52.4 Refer Note 15 for sensitivity analysis for investment property, whose fair value is disclosed under the level 3 category.**

**Note : 53 Additional information as required by Paragraph 2 of the General Instructions for Preparation of Consolidated Financial Statements to Schedule III to the Companies Act, 2013**

**As at and for the year ended March 31, 2023**

Name of the entity	Net Assets (i.e. total assets less total liabilities)		Share in profit or loss		Other Comprehensive Income		Total Comprehensive Income	
	As % of consolidated net assets	Amount	As % of consolidated profit or loss	Amount	As % of consolidated profit or loss	Amount	As % of consolidated profit or loss	Amount
<b>I. Parent</b>								
Cholamandalam Financial Holdings Limited	0.00%	(3.60)	(1.00%)	(23.70)	(0.16%)	0.22	(0.88%)	(23.48)
<b>II. Subsidiaries</b>								
Cholamandalam Investment and Finance Company Limited	39.00%	6,375.48	41.00%	1,163.88	(8.06%)	10.83	43.91%	1,174.71
Cholamandalam MS General Insurance Company Limited	5.00%	819.10	6.00%	158.74	70.77%	(95.06)	2.38%	63.68
Non-Controlling Interests in all subsidiaries	53.00%	8,597.44	54.00%	1,519.39	37.45%	(50.32)	54.92%	1,469.07
<b>III. Associates &amp; Joint Venture</b>								
White Data Systems India Private Limited	0.00%	(1.37)	0.00%	(2.07)	0.00%	-	(0.08%)	(2.07)
Vishvakarma Payments Private Limited	0.00%	-	0.00%	-	0.00%	-	0.00%	-
Cholamandalam MS Risk Services Limited	0.00%	18.55	0.00%	3.13	0.00%	-	0.12%	3.13
Payswiff Tehnologies Private Limited	3.00%	443.41	0.00%	(9.00)	0.00%	-	(0.34%)	(9.00)
Paytail Commerce Private Limited	0.00%	9.01	0.00%	(0.75)	0.00%	-	(0.03%)	(0.75)
<b>Total Share of Holding and Non-Controlling Interest</b>	<b>100.00%</b>	<b>16,258.02</b>	<b>100.00%</b>	<b>2,809.62</b>	<b>100.00%</b>	<b>(134.33)</b>	<b>100.00%</b>	<b>2,675.29</b>

## Notes to Consolidated Financial Statements

(All amounts are in crores of Indian rupees, unless otherwise stated)

As at and for the year ended March 31, 2022

Name of the entity	Net Assets (i.e. total assets less total liabilities)		Share in profit or loss		Other Comprehensive Income		Total Comprehensive Income	
	As % of consolidated net assets	Amount	As % of consolidated profit or loss	Amount	As % of consolidated profit or loss	Amount	As % of consolidated profit or loss	Amount
<b>I. Parent</b>								
Cholamandalam Financial Holdings Limited	0.00%	(52.81)	(1.00%)	(26.02)	0.67%	0.58	(1.09%)	(25.44)
<b>II. Subsidiaries</b>								
Cholamandalam Investment and Finance Company Limited	37.00%	5,019.22	42.00%	947.68	71.43%	61.89	43.40%	1,009.57
Cholamandalam MS General Insurance Company Limited	7.00%	985.24	5.00%	104.28	(34.78%)	(30.13)	3.19%	74.15
Non-Controlling Interests in all subsidiaries	53.00%	7,183.08	54.00%	1,216.29	62.68%	54.30	54.63%	1,270.59
<b>III. Associate &amp; Joint Venture</b>								
White Data Systems India Private Limited	0.00%	24.02	0.00%	(0.21)	0.00%	-	(0.01%)	(0.21)
Vishvakarma Payments Private Limited	0.00%	-	0.00%	-	0.00%	-	0.00%	-
Cholamandalam MS Risk Services Limited	0.00%	15.42	0.00%	2.51	0.00%	-	0.11%	2.51
Payswiff Tehnologies Private Limited	3.00%	445.59	0.00%	(4.42)	0.00%	-	(0.19%)	(4.42)
Paytail Commerce Private Limited	0.00%	9.01	0.00%	(0.75)	0.00%	-	(0.04%)	(0.75)
<b>Total Share of Holding and Non-Controlling Interest</b>	<b>100.00%</b>	<b>13,628.77</b>	<b>100.00%</b>	<b>2,239.36</b>	<b>100.00%</b>	<b>86.64</b>	<b>100.00%</b>	<b>2,326.00</b>

### Note - 53 (A) Additional Disclosures Under Schedule III Division III

#### Part I -Ageing Analysis

##### A(i) Trade Receivables ageing schedule as on March 31,2023

Particulars	Outstanding for following periods from due date of transaction					
	Less than 6 Months	6 Months to 1 Year	1-2 years	2-3 years	More than 3 years	Total
(i) Undisputed Trade receivables -considered good	85.91	7.28	5.94	-	-	99.13
(ii) Undisputed Trade Receivables –which have significant increase in credit risk	-	-	-	-	-	-
(iii) Undisputed Trade Receivables –credit impaired	-	-	-	-	-	-
(iv) Disputed Trade Receivables–considered good	-	-	-	-	-	-
(v) Disputed Trade Receivables – which have significant increase in credit risk	-	-	-	-	-	-
(vi) Disputed Trade Receivables – credit impaired	-	-	-	-	-	-
<b>Total</b>	<b>85.91</b>	<b>7.28</b>	<b>5.94</b>	<b>-</b>	<b>-</b>	<b>99.13</b>

## Notes to Consolidated Financial Statements

(All amounts are in crores of Indian rupees, unless otherwise stated)

### A(ii) Trade Receivables ageing schedule as on March 31, 2022

Particulars	Outstanding for following periods from due date of transaction					Total
	Less than 6 Months	6 Months to 1 Year	1-2 years	2-3 years	More than 3 years	
(i) Undisputed Trade receivables -considered good	70.05	0.54	0.01	0.23	-	70.83
(ii) Undisputed Trade Receivables –which have significant increase in credit risk	-	-	-	-	-	-
(iii) Undisputed Trade Receivables –credit impaired	0.02	0.05	0.04	0.05	0.32	0.48
(iv) Disputed Trade Receivables– considered good	-	-	-	-	-	-
(v) Disputed Trade Receivables – which have significant increase in credit risk	-	-	-	-	-	-
(vi) Disputed Trade Receivables – credit impaired	-	-	-	-	-	-
<b>Total</b>	<b>70.07</b>	<b>0.59</b>	<b>0.05</b>	<b>0.28</b>	<b>0.32</b>	<b>71.31</b>

### B(i) Capital Work In Progress (CWIP) ageing schedule as on March 31, 2023

Particulars	Amount in CWIP for a period of				Total
	Less than 1 year	1-2 years	2-3 years	More than 3 years	
Projects in Progress	35.74	-	-	-	35.74
Projects Temporarily Suspended	-	-	-	-	-

### B(ii) Capital Work In Progress (CWIP) ageing schedule as on March 31, 2022

Particulars	Amount in CWIP for a period of				Total
	Less than 1 year	1-2 years	2-3 years	More than 3 years	
Projects in Progress	26.13	-	-	-	26.13
Projects Temporarily Suspended	-	-	-	-	-

### C(i) Intangible assets under development aging schedule as on March 31, 2023

Particulars	Amount in Intangible assets under development for a period of				Total
	Less than 1 year	1-2 years	2-3 years	More than 3 years	
Projects in Progress	13.48	8.09	3.19	-	24.76
Projects Temporarily Suspended	-	-	-	-	-

### C(ii) Intangible assets under development aging schedule as on March 31, 2022

Particulars	Amount in Intangible assets under development for a period of				Total
	Less than 1 year	1-2 years	2-3 years	More than 3 years	
Projects in Progress	10.17	2.84	0.85	0.46	14.32
Projects Temporarily Suspended	-	-	-	-	-

## Notes to Consolidated Financial Statements

(All amounts are in crores of Indian rupees, unless otherwise stated)

### D(i) Trade Payables ageing schedule as on March 31, 2023

Particulars	Outstanding for following periods from due date of transaction				
	Less than 1 year	1-2 years	2-3 years	More than 3 years	Total
(i) Micro and Small Enterprises	3.55	-	-	-	3.55
(ii) Others	362.92	4.14	4.88	0.40	372.34
(iii) Disputed dues – Micro and Small Enterprises	-	-	-	-	-
(iv) Disputed dues - Others	-	-	-	-	-
<b>Total</b>	<b>366.47</b>	<b>4.14</b>	<b>4.88</b>	<b>0.40</b>	<b>375.89</b>

### D(ii) Trade Payables ageing schedule as on March 31, 2022

Particulars	Outstanding for following periods from due date of transaction				
	Less than 1 year	1-2 years	2-3 years	More than 3 years	Total
(i) Micro and Small Enterprises	3.24	-	-	-	3.24
(ii) Others	294.97	0.07	0.08	0.39	295.51
(iii) Disputed dues – Micro and Small Enterprises	-	-	-	-	-
(iv) Disputed dues - Others	-	-	-	-	-
<b>Total</b>	<b>298.21</b>	<b>0.07</b>	<b>0.08</b>	<b>0.39</b>	<b>298.75</b>

### Note 53 (A) - Additional Disclosures Under Schedule III Division III

#### Part - II - Other Disclosures

**Note - 53.1** No proceedings have been initiated on or are pending against the group for holding benami property under the Benami Transactions (Prohibition) Act, 1988 (45 of 1988) and Rules made thereunder.

**Note - 53.2** Group has not been declared wilful defaulter by any bank or financial institution or government or any government authority.

**Note - 53.3** As per the information available, the Group has no transactions with the companies struck off under section 248 of the Companies Act, 2013 or section 560 of Companies Act, 1956 during the year (Previous year - Nil).

**Note - 53.4** 51.4 There has been no charges or satisfaction yet to be registered with ROC beyond the statutory period as at the end of the year.

**Note - 53.5** The Group as part of its normal lending business, grants loans and advances to its customers, other entities and persons ensuring adherence to all regulatory requirements. Further, the Group has also borrowed funds from banks, financial institutions in compliance with regulatory requirements in the ordinary course of business.

Other than the transactions described above, no funds have been advanced or loaned or invested (either from borrowed funds or share premium or any other sources or kind of funds) by the Group to or in any other persons or entities, including foreign entities ("Intermediaries") with the understanding, whether recorded in writing or otherwise, that the Intermediary shall lend or invest in party identified by or on behalf of the Group (Ultimate Beneficiaries). The Group has also not received any fund from any parties (Funding Party) with the understanding that the Group shall whether, directly or indirectly lend or invest in other persons or entities identified by or on behalf of the Funding Party ("Ultimate Beneficiaries") or provide any guarantee, security or the like on behalf of the Ultimate Beneficiaries during the year (Previous year - Nil).

## Notes to Consolidated Financial Statements

(All amounts are in crores of Indian rupees, unless otherwise stated)

**Note - 53.6** Group has not traded or invested in Crypto currency or Virtual Currency during the financial year ended March 31, 2023 during the year (Previous year - Nil).

### **Note - 54 Events after reporting date**

There have been no events after the reporting date that require disclosure in these financial statements.

### **Note - 55 Prior period information**

Previous year figures have been regrouped / re-classified wherever necessary to conform to current year's classification.

As per our report of even date

**For Sharp & Tannan Associates**

Chartered Accountants  
ICAI Firm Regn No.109983W

**Tirtharaj Khot**

Partner  
Membership No: (F) - 037457

Date : May 12, 2023  
Place : Chennai

**For and on behalf of the Board of Directors**

**Sridharan Rangarajan**

Director  
DIN:01814413

**E Krithika**  
Company Secretary

**M M Murugappan**

Chairman  
DIN:00170478

**N Ganesh**  
Manager & Chief Financial Officer



**CAUTIONARY STATEMENT:**

Certain expectations and projections regarding the future performance of the Company referenced in the Annual Report constitute forward-looking statements. These expectations and projections are based on currently available competitive, financial and economic data, along with the Company's operating plans and are subject to certain future events and uncertainties, which could cause actual results to differ materially from those indicated by such statements.



**murugappa**

**CHOLAMANDALAM FINANCIAL HOLDINGS LIMITED**

**CIN: L65100TN1949PLC002905**

'Dare House', No. 234, NSC Bose Road, Chennai 600 001, India

Phone: 044-42177770-5; Fax: 044-42110404

E-mail : [investorservices@cfhl.murugappa.com](mailto:investorservices@cfhl.murugappa.com) | Website: [www.cholafhl.com](http://www.cholafhl.com)