

File No: 1010/1

August 04, 2022

BSE Limited
P J Towers, Dalal Street,
Fort Mumbai - 400001
Scrip Code: 542216

National Stock Exchange of India Limited
"Exchange Plaza", Plot No. C-1, Block G
Bandra - Kurla Complex, Bandra (East),
Mumbai - 400 051
Symbol: DALBHARAT

Subject: Investor Presentation – Earning Release Q1FY23

Ref : Regulation 30 of SEBI (Listing Obligations and Disclosure Requirements) Regulations, 2015.

Dear Sir/Madam,

Please find enclosed herewith Investor Presentation – Earning Release Q1FY23, which is proposed to be shared with Analysts / Investors.

We request you to please take the same on record.

Thanking you,

Yours faithfully,
For Dalmia Bharat Limited



Rajeev Kumar
Company Secretary



EARNINGS RELEASE

Q1FY23



Disclaimer

Certain statements in this presentation describing the Company's objectives, projections, estimates and expectations may be 'forward looking statements' within the meaning of applicable laws and regulations.

Although our expectations are based on reasonable assumptions, these forward-looking statements may be influenced by numerous risks and uncertainties that could cause actual outcomes and results to be materially different from those expressed or implied. The Company takes no responsibility for any consequence of decisions made based on such statements and holds no obligation to update these in the future.

The past financial figures have been regrouped or rearranged as per the current grouping, wherever necessary.

SECTION		PAGE NO.
01.	Key Highlights	4
02.	Expansion & Capex Update	6
03.	Q1FY23 Performance	10
04.	ESG at Dalmia	19
05.	Awards and Accolades	23
06.	Annexures	27



TABLE OF CONTENTS



SECTION

01

KEY HIGHLIGHTS

Key Highlights



Financial Performance

- Sales Volume increased by 27.3% YoY to 6.2 MnT in Q1FY23
- Revenue increased by 27.4% and stood at Rs 3,302 cr
- Net Debt/EBITDA stood at (0.08x)



Capacity Additions

- Added 1.1 MnT of Cement Capacity and 2.0 MnT of Clinker capacity through debottlenecking
- Total Cement Capacity increased to 37.0 MnT
- Total Clinker Capacity stood at 20.9 MnT



ESG

- Co2 emissions brought down further to 468kg/Ton of cement in Q1FY23
- Added 41 MW of Renewable power capacity - taking the total Renewable Power capacity to 104 MW



Others

- Pursuant to the implementation of the merger schemes, Murli Industries and Dalmia DSP Limited have been now merged with Dalmia Cement Bharat Limited (DCBL)

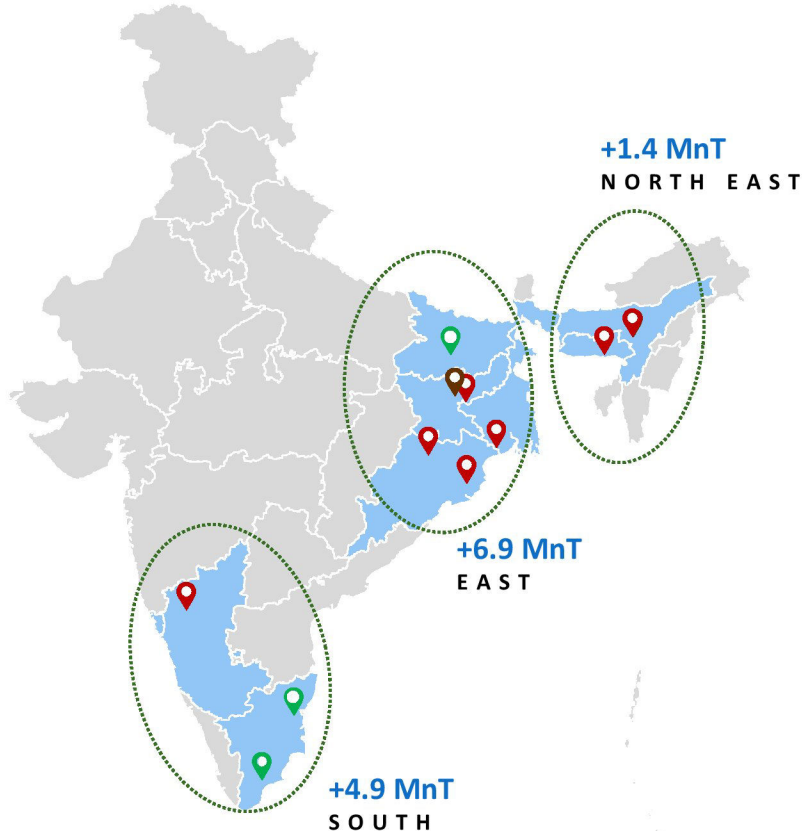


SECTION

02

EXPANSION AND CAPEX UPDATE

Cement Capacity Expansion Plan – 49 MnT by FY24



Region	Plant	Capacity	Commissioning
Closing Capacity FY22		35.9	
East	Bokaro, JH	0.6	
North East	Adhunik, ML	0.2	Q1FY23
East	Rajgangpur, OR	0.3	
Closing Capacity Q1FY23		37.0	
East	Kapilas, OR	0.4	
East	Medinipur, WB	0.6	FY23
South	Belgaum, KA	0.9	
North East	Calcom, AS	1.2	
Closing Capacity FY23		40.0	
East	Bokaro Line 2, JH	2.5	
South	Sattur, TN	2.0	FY24
South	Padlam, TN	2.0	
East	Vaishali, BR	2.5	
Closing Capacity FY24		49.0	

📍 Debottlenecking
 📍 Brownfield
 📍 Greenfield

+ Represents Capacity Additions from 35.9 MnT to 49.0 MnT
 Represents States where in capacity are added

Clinker Capacity Expansion Plan

	FY22	Q1FY23	FY24E
SOUTH	7.8	9.0	10.4
EAST	6.8	7.4	8.3
NORTH-EAST	2.3	2.4	2.9
WEST	2.0	2.1	2.1
TOTAL	18.9	20.9	23.7



Phase 1 -Ongoing Capex

- **Bihar Grinding Unit:** Land location finalized and land acquisition near completion



New capacity

- **Tamil Nadu GUs:** Land Acquisition and registry for Sattur GU (Tuticorin) completed.
- **Bokaro Unit:** -Commenced Groundwork on the site
- **Machinery Procurement** Orders placed for Cement Mill and Packing plant



Innovation & Sustainability

- **Solar power:** 36.0 MW commercialized during the quarter
- **WHRS:** 5.4 MW commercialized during the quarter



Others

- **Mining Land:** Acquisition of Land underway in East

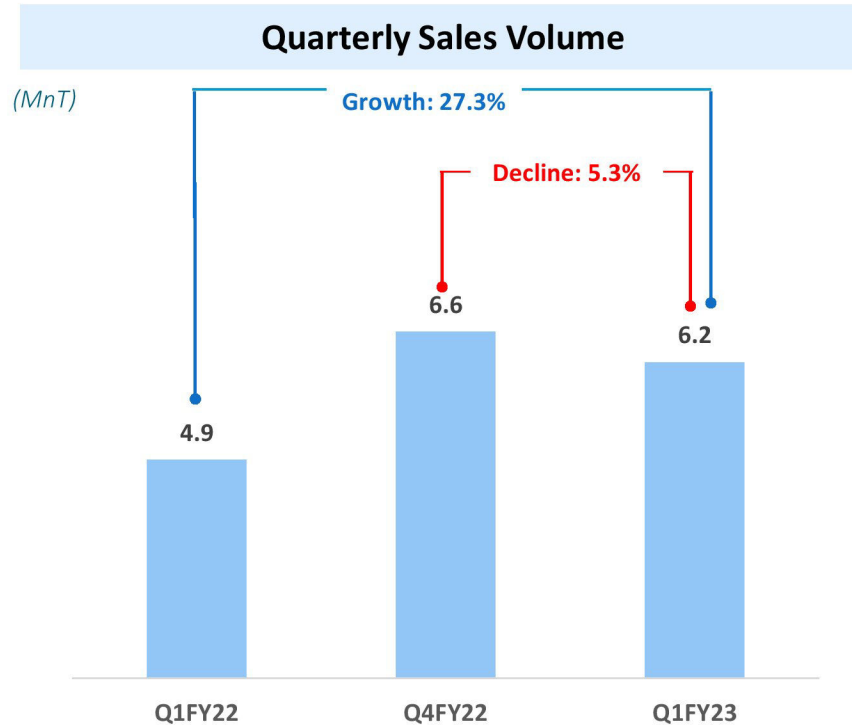


SECTION

03

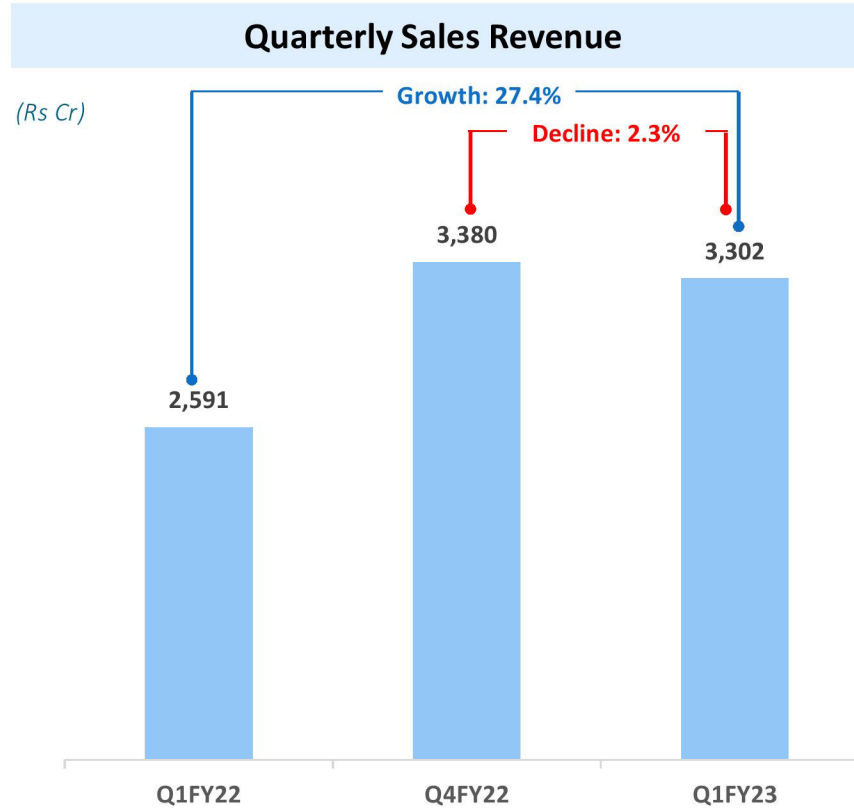
Q1FY23 PERFORMANCE

Financial Performance

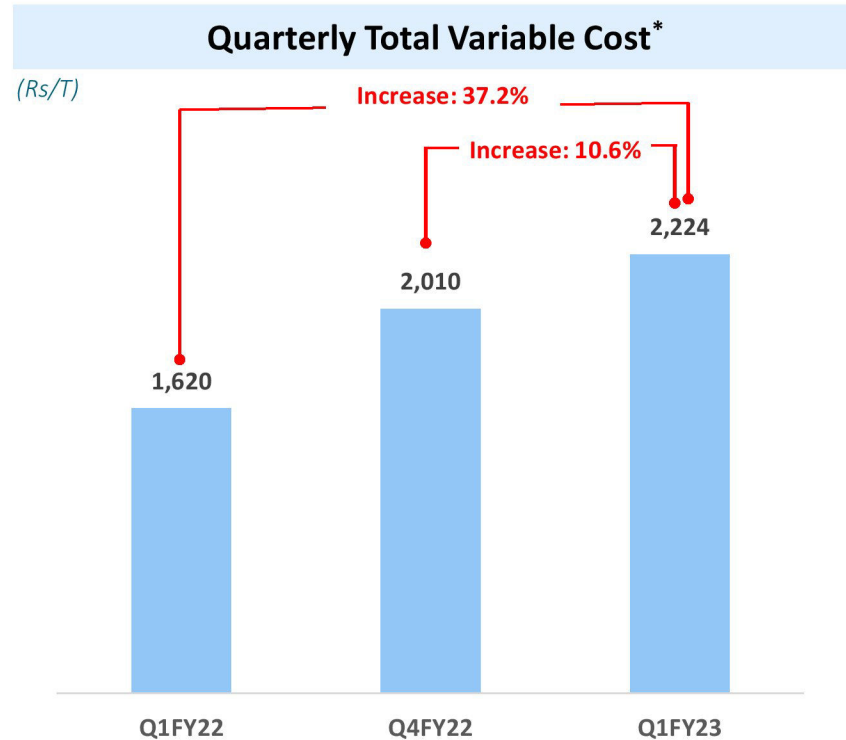


➤ Industry leading volume growth across regions especially in the Southern Region wherein volumes grew by over 30% YoY

Financial Performance

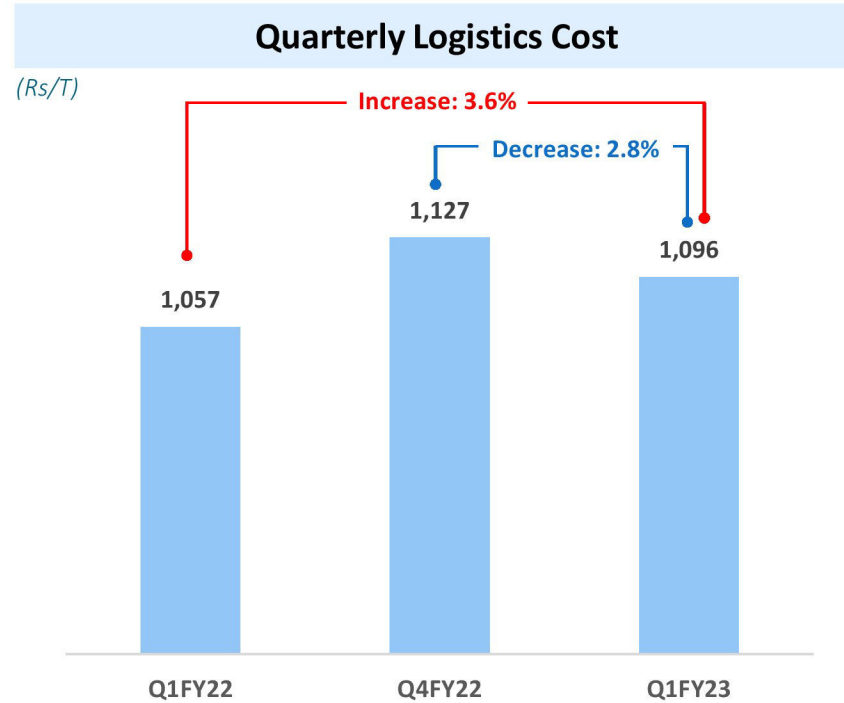


Operational Performance



➤ Witnessed significant inflationary pressure as Fuel Consumption Cost increased from \$109/T in Q1FY22 (\$180/T in Q4FY22) to \$218/T in Q1FY23

Operational Performance



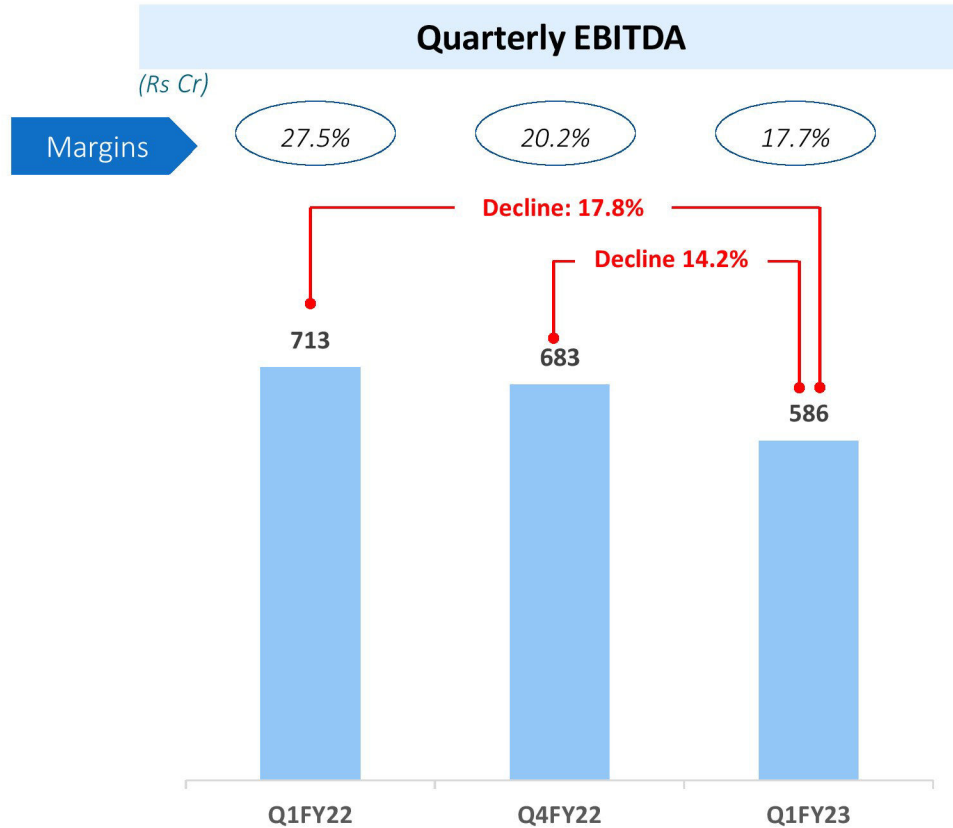
➤ Despite a 11% YoY Diesel price inflation, we have been able to optimize and deliver industry leading logistic cost at Rs 1,096/T

Operational Performance



➤ We continue to be One of the Lowest Total Cost Producer of Cement in the country

Financial Performance

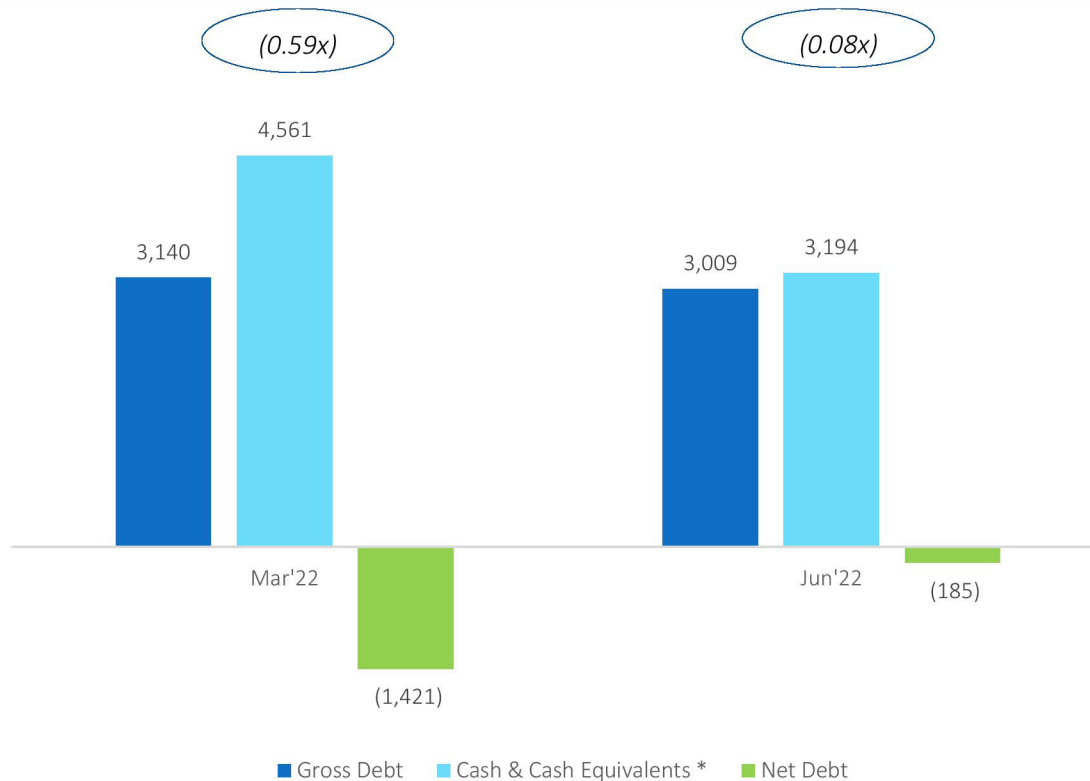


Financial Performance

Debt Position

Net Debt / EBITDA

(Rs Cr)

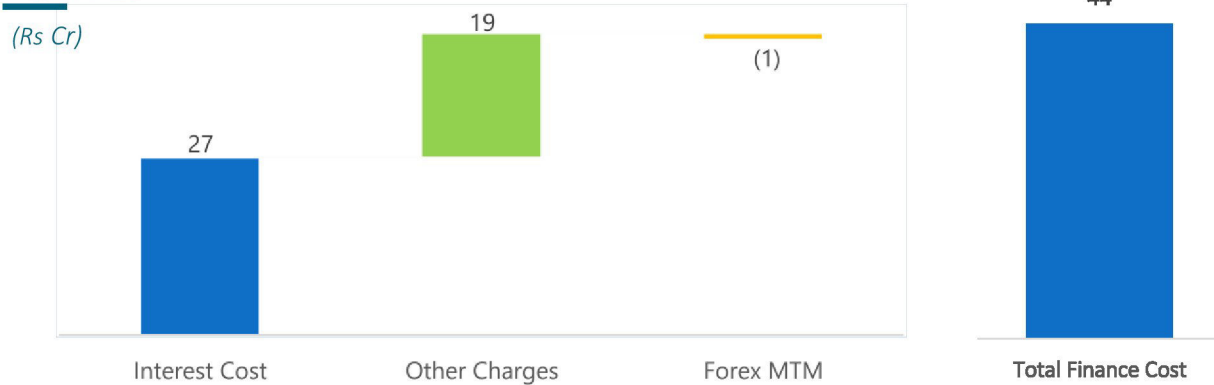


* Includes MTM value of IEX Investment (Q4FY22: Rs 2,991 cr; Q1FY23: Rs 2,113 cr)

Finance Cost

Q1FY23

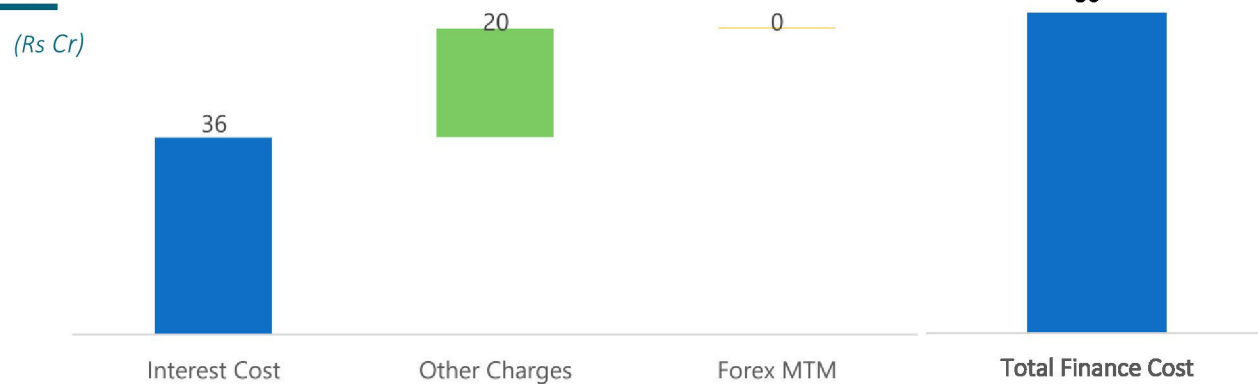
(Rs Cr)



Cost of Borrowing 5.4%

Q1FY22

(Rs Cr)



Cost of Borrowing 5.7%



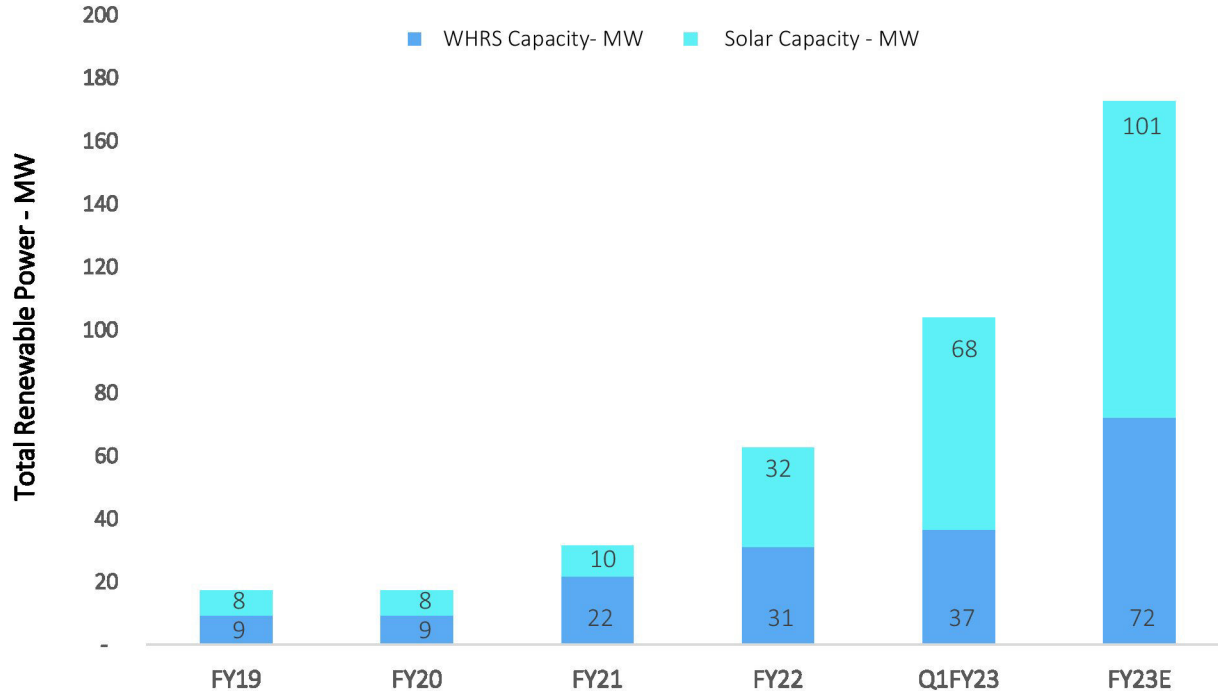
SECTION

04

ESG UPDATE

WHRS and Solar Power Update

Renewable Energy Power (WHRS and Solar)



FY23 - WHRS Commercialization

▪ Q1FY23	5.4
▪ Rest of FY23	<u>35.4</u>
	40.8

FY23 - Solar Commercialization

▪ Q1FY23	36.0
▪ Rest of FY23	<u>32.5</u>
	68.5

Investment in Renewable Energy will not only help us minimize our costs but also help us to achieve our sustainability goals

WHRS and Solar Power Update



- ❑ One of its kind, a Floating Solar Power Generation capacity is being installed at our DDSPL plant
- ❑ The capacity is targeted to be commissioned in Q2FY23

Major Initiatives

- **Dalmia Institute of Knowledge & Skill Harnessing (DIKSHa)**, a skill training programme, actively involved in imparting placement based, short-term skill trainings.
- **Extended livelihood programme** – Working in farm and non-farm sector, to help communities build sustainable livelihoods
- **Climate Action** – Watershed Projects, Water Harvesting and Micro-Irrigation.

- MoU signed with Bokaro Steel Plant (BSL) to set up DIKSHa Skill Centre in Bokaro.
- 14th DIKSHa Center launched at Satna (MP) during the quarter. The new center will skill 400 youth in 3 trades, annually.

- 3rd Tribal Development project initiated in Rajgangpur with development of 142 Wadis in 18 villages.
- Bamboo Cultivation project initiated in Umrongso, Assam and Ariyalur, Tamil Nadu; in partnership with GIZ. 72,500 bamboo saplings planted in 326.5 acres benefitting 326 farmers across 13 villages.

- Additional water harvesting potential of 2975 lakh liters has been added through Watershed and Water Harvesting initiatives undertaken in Q1.



SECTION

05

AWARDS AND ACCOLADES

Awards and Accolades



CII – Southern Region

Kadapa unit bagged the 1st prize in Solid Waste Management Competitions



GMF Pinnacle Award

BCW unit has been conferred with the platinum Award for their CSR initiatives at the GMF Pinnacle Award 2022

KCW bagged the award for its outstanding performance in Safety Management Systems



Kalinga Environment Excellence Award

RGP unit won the Kalinga CSR excellency Award organized by the Institute of Quality and Environment Management Services



Environmental and Mineral Conservation Week

DPM won the state level second award in Overall Performance Category
RGP bagged 4 prizes in the Environment and Mineral Conservation week

RGP Unit Continues to Lead in Sustainability



RGP Unit won ESG award for ESG champion for Green Fuel and Net Zero Commitment at India Sustainability Awards 2022

Murli Unit Won Prestigious Awards Within Few Month of Operations



Fame International Award

Murli Unit won Platinum Award towards excellence in Water Stewardship at FAME (Foundation for Accelerated Mass Empowerment) International Award 2022



Metalliferous Mine Safety Week Celebration 2011-2022

Murli Unit was awarded for the category of Swachhta Abhiyan and the third prize for SMP & Emergency Preparedness in the event organized by Directorate General of Mines Safety, Ministry of Labor and Employment



SECTION

06

ANNEXURES

Impact on PBT due to Goodwill Amortization (Restructuring Related)

(Rs Cr)

	Q1FY23		Q1FY22	
	With Restructuring	Without Restructuring	With Restructuring	Without Restructuring
Income from Operations	3,302	3,302	2,591	2,591
Less:-Operating Expenses	2,716	2,716	1,878	1,878
EBITDA	586	586	713	713
Add:- Other Income	22	22	26	26
Less:-Depreciation / Amortization	312	261	297	246
Less:- Finance Cost	44	44	56	56
PBT	252	303	386	437



Thank You

CONTACT INFORMATION

Corporate Office: 11th & 12th floor, Hansalaya Building, 15,
Barakhamba Road, New Delhi – 110001

e: investorrelations@dalmiabharat.com

w: www.dalmiacement.com