



November 9, 2023

National Stock Exchange of India Ltd.
Exchange Plaza,
C-1, Block G Bandra Kurla Complex
Bandra (E)
Mumbai - 400 051

BSE Limited
Phiroze Jeejeebhoy Towers
Dalal Street
Mumbai - 400 001

Through: NEAPS

Through: BSE Listing Centre

Dear Sir/Madam,

Subject: Video link and presentation of the conference call - financial results for the quarter ended September 30, 2023
Scrip Codes: NSE - ELGIEQUIP / BSE - 522074

In continuation to our letter dated October 31, 2023, we hereby inform you that the video recording link and presentation for the quarter ended September 30, 2023 Earnings conference call held on Thursday, November 9, 2023 at 5.00 P.M. (IST) is available on the Company's website at <https://www.elgi.com/in/analyst-conferences/>

This is for your information and records.

Thanking you,

Yours Faithfully,

For Elgi Equipments Limited

S Prakash
Company Secretary

Encl: a/a.

ELGI EQUIPMENTS LIMITED

Registered Office : Elgi Industrial Complex III, Trichy Road, Singanallur, Coimbatore - 641005, Tamilnadu, India

T +91 422 2589 555, **E** investor@elgi.com, **W** www.elgi.com, **TOLL-FREE NO:** 1800-425-3544 | 1800-203-3544

CIN: L29120TZ1960PLC000351



Analyst Call Q2 FY24

09 November 2023



Safe Harbour Statement

This presentation / discussion may contain forward-looking statements about the Company which are based on the beliefs, opinions, and expectations of the Company as on date of this call. These statements are not the guarantees of future performance and involve risks and uncertainties that are difficult to predict. Actual results may differ from such expectations, projections etc., whether expressed or implied.

These factors include, but are not limited to, general market, macro-economic, governmental, and regulatory trends, movements in currency exchange and interest rates, competitive pressures, technological developments, changes in the financial conditions of third parties dealing with us, legislative developments, and other key factors that could affect our business and financial performance. Participants are requested to exercise caution while referring to such statements and remarks.

The Company will not be in any way responsible for any action taken based on such statements and undertakes no obligation to publicly update these forward-looking statements to reflect subsequent events or circumstances.

This should not be construed as an offer to sell or the solicitation of an offer to buy any securities or fresh issuance of any securities of the Company.

EBITDA reconciliation

Q2 FY24



- Sales grew 9.1% ; Contribution higher by 1.8%
- EBITDA should have been INR 1608 Mn based on increased sales and contribution.
- EBITDA is INR 1427 Mn on account of:
 - Increase in employee cost - INR 213 Mn
 - Savings in other expenses - INR 32 Mn

Sales highlights

Q2 FY24
INR Mn

120+

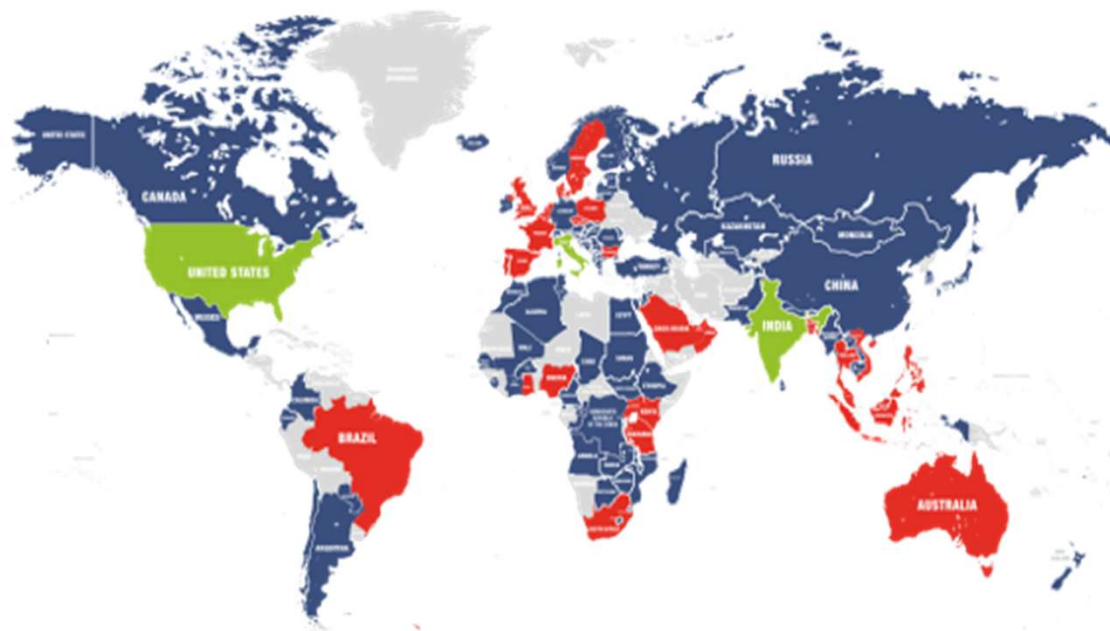
Countries where ELGi does business

28

Countries with direct presence

3

Countries with manufacturing presence



vs. Previous year	
AUSTRALIA	↑
SOUTH EAST ASIA	↑
EUROPE	↑
NORTH AMERICA	↑
MIDDLE EAST	↑
INDIA	↑
ATS	↑

Financial highlights

Q2 FY24

INR Mn

Revenue



PBT



Revenue

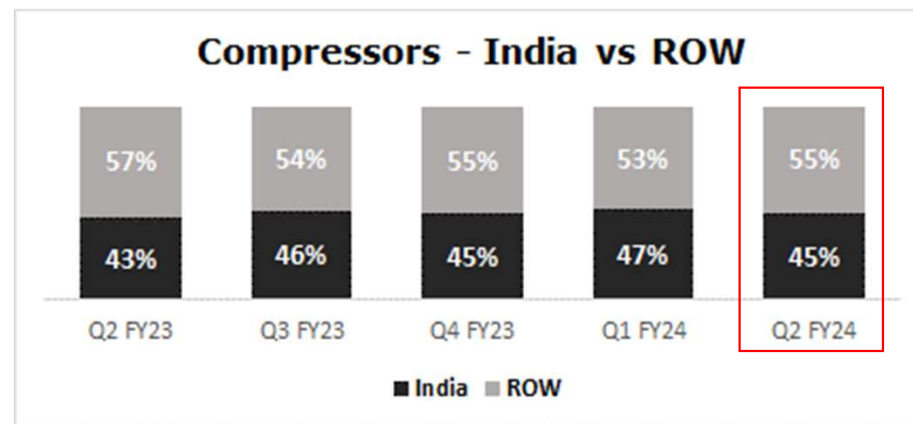
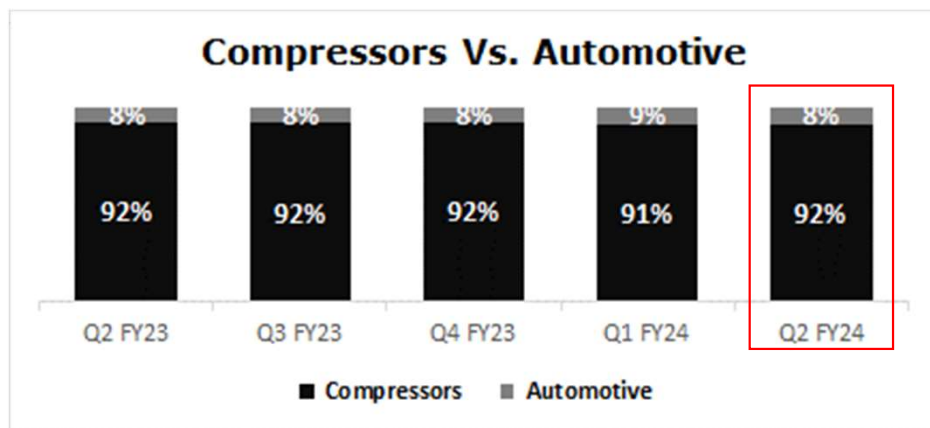
- Growth over previous year 9.1%
- Sequential 11.1%

PBT

- Growth over previous year driven by growth in revenue and higher contribution margin
- Sequential growth driven by growth in revenue

Sales Mix

Q2 FY24



Consolidated financials

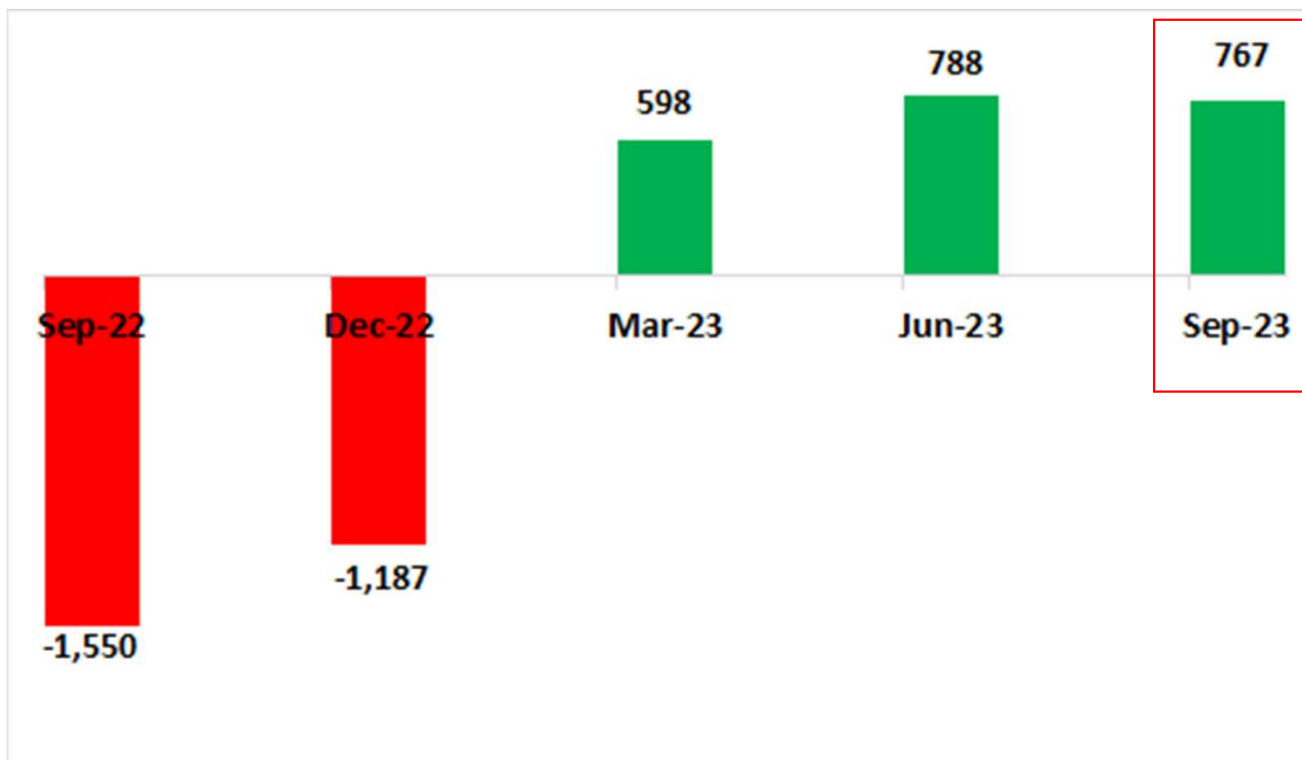
Q2 FY24

INR Mn

INR Mn	Q2 FY23	Q2 FY24	H1 FY23	H1 FY24
Sales	7,387	8,061	14,325	15,300
Material Cost	3,691	3,883	7,275	7,407
Employee Cost	1,371	1,584	2,787	3,164
Other expenses	1,199	1,167	2,355	2,415
EBITDA	1,126	1,427	1,908	2,314
Depreciation and amortisation	196	187	385	372
EBIT	930	1,241	1,523	1,942
Finance costs	51	66	79	113
Other income	147	117	264	292
Share of profit/(loss) of joint venture	16	9	38	36
PBT	1,041	1,300	1,746	2,157
Income tax	321	388	539	640
PAT	720	913	1,207	1,518
EPS	2.27	2.89	3.81	4.80

Net debt/Net cash position

Q2 FY24
INR Mn





Thank you