

Indraprastha Gas Limited



An Overview
November 2021



Incorporated in 1998, IGL is a Joint Venture of GAIL and BPCL. Govt. of NCT of Delhi is also holding 5% equity.

The company was listed in stock exchange in December 2003.

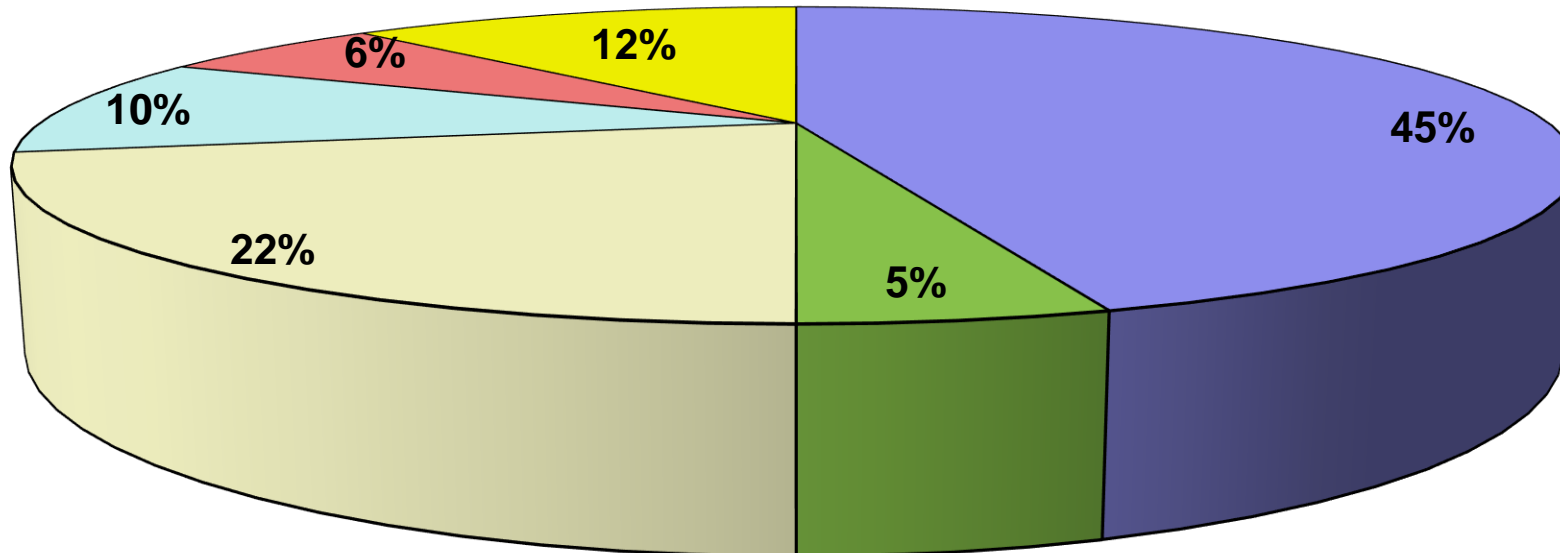
IGL started its operations in NCT of Delhi in 1999 with only 9 CNG stations and 1000 PNG consumers.

Today IGL has its operations in NCT of Delhi, Noida, Greater Noida, Ghaziabad, Rewari, Karnal, Kaithal, Kanpur, Muzaffarnagar and Ajmer with 622 CNG stations, 17.63 lacs residential connections and ~7000 industrial / commercial customers.

Fueling the largest CNG Bus fleet in the World.

% HOLDING

- Promoters - 45% (GAIL-22.5% & BPCL- 22.5%)
- Foreign Institution Investors - 22%
- Insurance Companies - 6%
- Government of NCT of Delhi - 5%
- Mutual Funds - 10%
- Public / Others - 12%





IGL Board is fairly well diversified with ten members including two each from GAIL and BPCL, one from Govt. of Delhi and five independent directors.

The company is beneficiary of its strong parentage and gets significant support from GAIL and BPCL relating to operations and management.

By virtue of the presence of Govt. of Delhi as a minority shareholder, the company gets support for speedy administrative approvals.

The company has highly qualified senior management personnel with several years of experience in Oil & Gas sector.

Delhi: National capital of India has huge demand potential:

- Where public transport vehicles have to necessarily run on CNG in view of the directions of the Hon. Supreme Court of India.
- Has the highest number of private cars compared to any other city of India.
- Thickly populated having large number of residential & commercial complexes and hospitals etc.

Noida: Most advanced city of state of Uttar Pradesh having huge potential for CNG, PNG-Residential and commercial volumes.

Greater Noida and Ghaziabad: Residential cum Industrial towns of Uttar Pradesh having huge potential demand for PNG Residential, Commercial and Industrial. PNGRB has recently clarified that the GA of Ghaziabad includes Ghaziabad and Hapur Districts.

Rewari, Dharuhera & Bawal: Bawal being an Industrial town of Haryana having huge potential demand for Industrial PNG.

Karnal, Gurugram and Muzaffarnagar: CNG & PNG sale has started.

Kanpur, Kaithal and Ajmer : CNG sale has started.

Rewari: IGL has started sale of CNG at eleven OMCs outlets & four DODO stations in Rewari and sale of PNG to Domestic households.

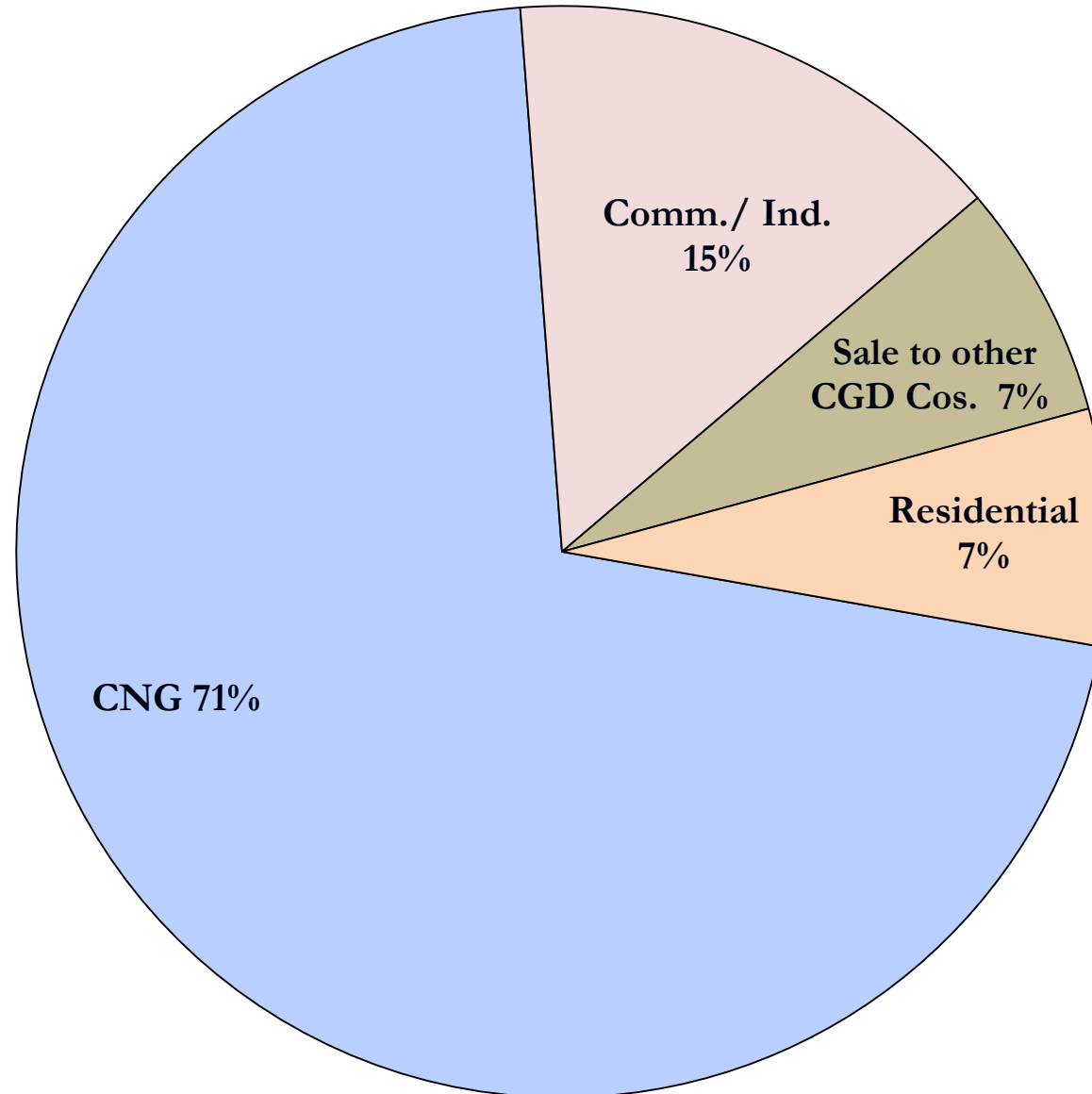
Gurugram: IGL is also laying infrastructure in Gurugram. The permission has been given for the area between west side of Sohna Road and NH 8 in Gurugram district. IGL has commissioned fourteen CNG stations in the GA. Matter regarding take over of supplies by IGL in Gurugram District is in progress.

Karnal: IGL was authorized for Karnal geographical area in the 8th round of bidding by PNGRB. IGL has commissioned ten CNG stations in Karnal GA.

Meerut, Muzaffarnagar & Shamli: IGL has been authorized for Meerut (Except area already authorized), Muzaffarnagar & Shamli geographical area in the 9th round of bidding by PNGRB in which IGL has commissioned ten CNG stations and sale of PNG to Domestic households.

Kaithal, Kanpur, Fatehpur & Hamirpur and Ajmer, Pali & Rajsamand: IGL has been authorized for Kaithal, Kanpur (Except area already authorized), Fatehpur & Hamirpur and Ajmer, Pali & Rajsamand areas in the 10th round of bidding by PNGRB. CNG sale has started in Kaithal on five OMCs and Kanpur (Except area already authorized), Fatehpur & Hamirpur GA on six OMCs.

Current Sales Volume Mix (%)

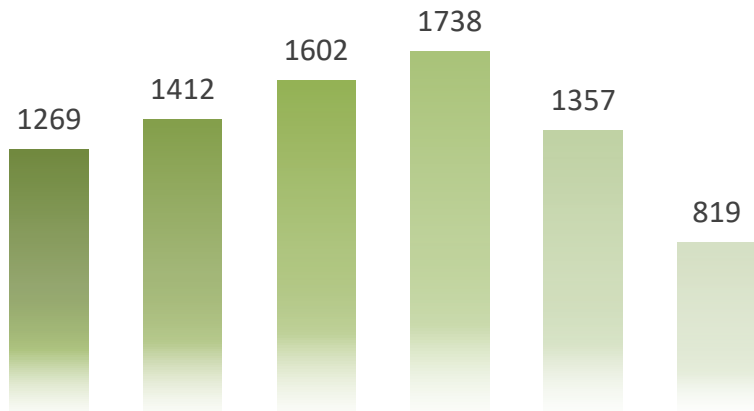




Figures in MMSCM

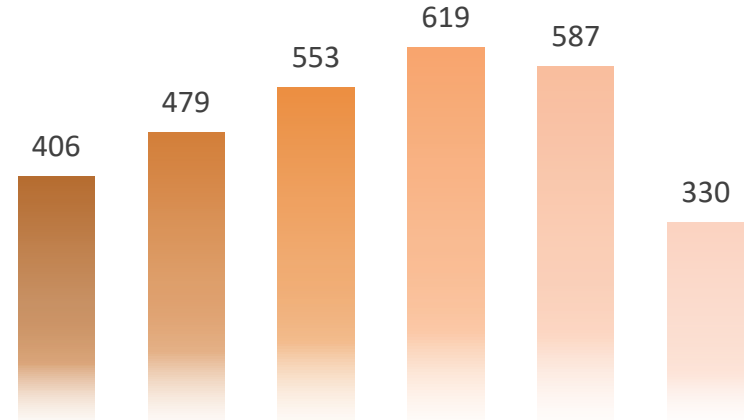
	FY'17	FY'18	FY'19	FY'20	FY'21	SEP'21 (H1)
CNG	1,269	1,412	1,602	1,738	1,357	819
PNG	406	479	553	619	587	330
Total Sale	1,675	1,891	2,155	2,357	1,944	1149
Daily Average Sale	4.59	5.18	5.91	6.44	5.33	6.28

Sales Volumes



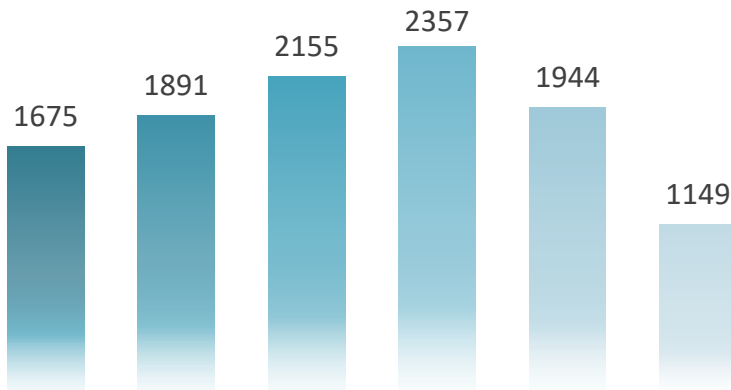
CNG (MMSCM)

FY'17 FY'18 FY'19 FY'20 FY'21 SEP'21



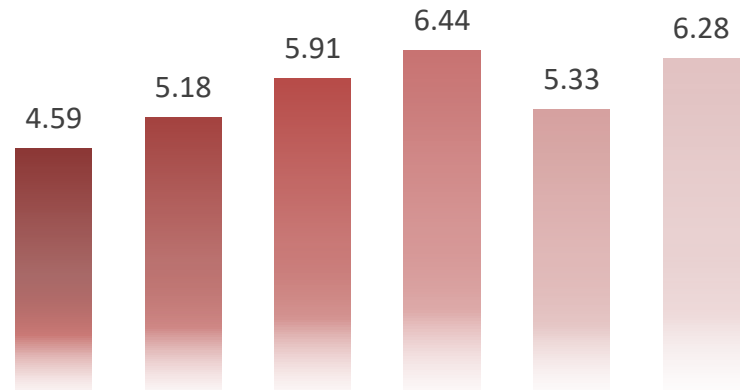
PNG (MMSCM)

FY'17 FY'18 FY'19 FY'20 FY'21 SEP'21



Total Sale (MMSCM)

FY'17 FY'18 FY'19 FY'20 FY'21 SEP'21



Daily Average Sale (MMSCMD)

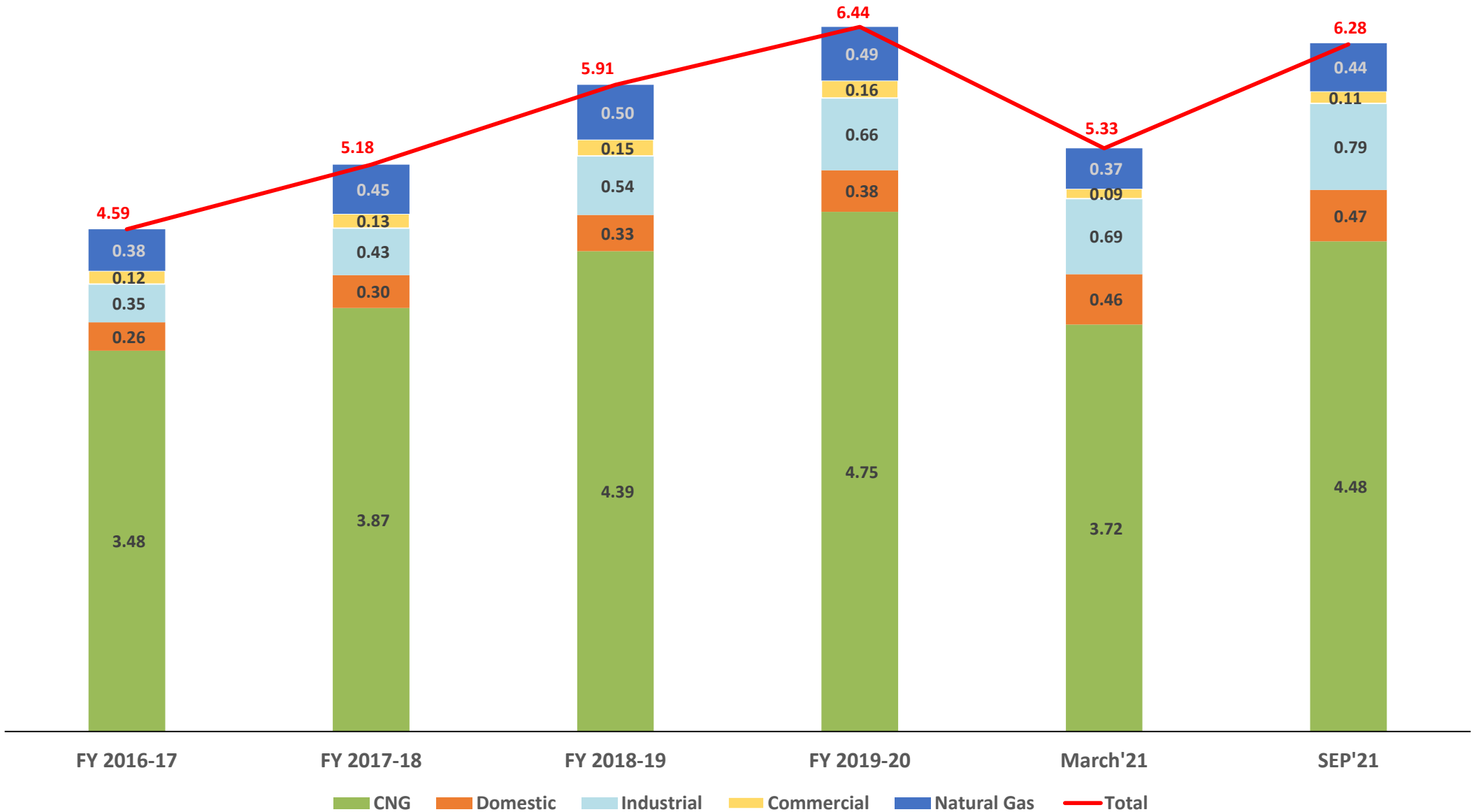
FY'17 FY'18 FY'19 FY'20 FY'21 SEP'21

Volume Trends



(FY'17 to SEP'21)

(All figures in MMSCMD)

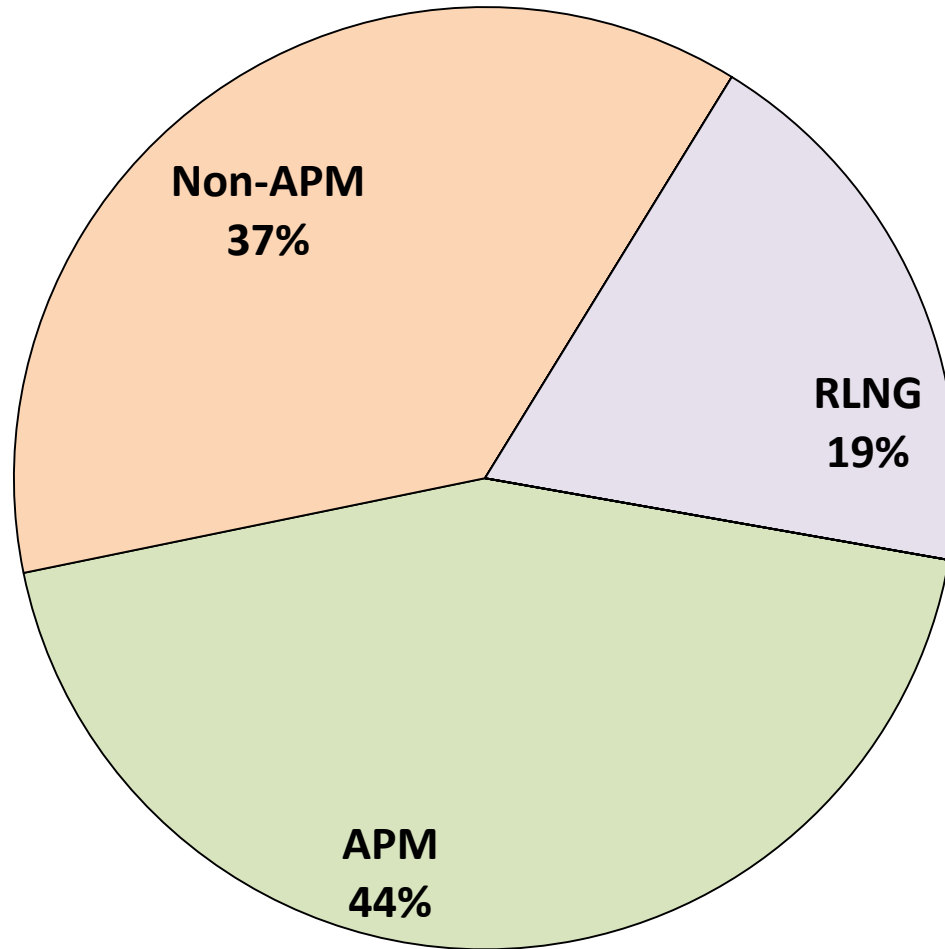




Firm allocation from Govt. of India of domestic gas for the entire consumption of CNG and PNG Domestic segment. Lower prices of domestic gas makes the economics of switching to gas more attractive driving growth in CNG & PNG-Domestic segments which constitute around 79% of the total sales volumes.

Have tied up long term contract for RLNG to meet PNG Industrial & Commercial demand.

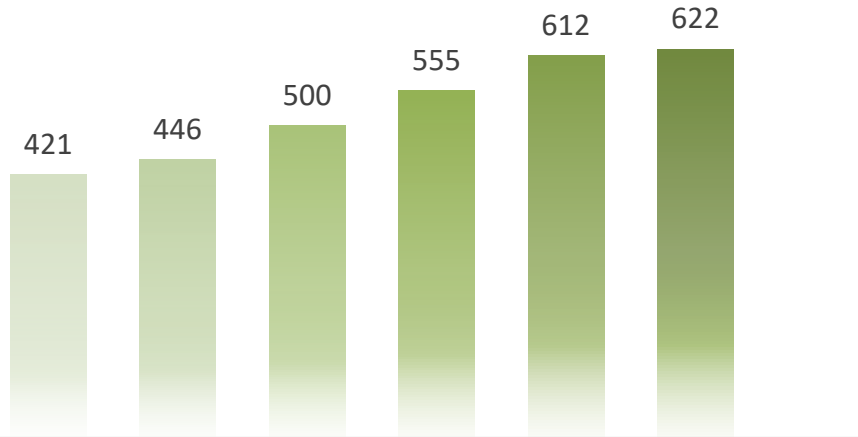
Buying short term gas from the open market (Shell, IOCL, GSPC, BPCL etc.).





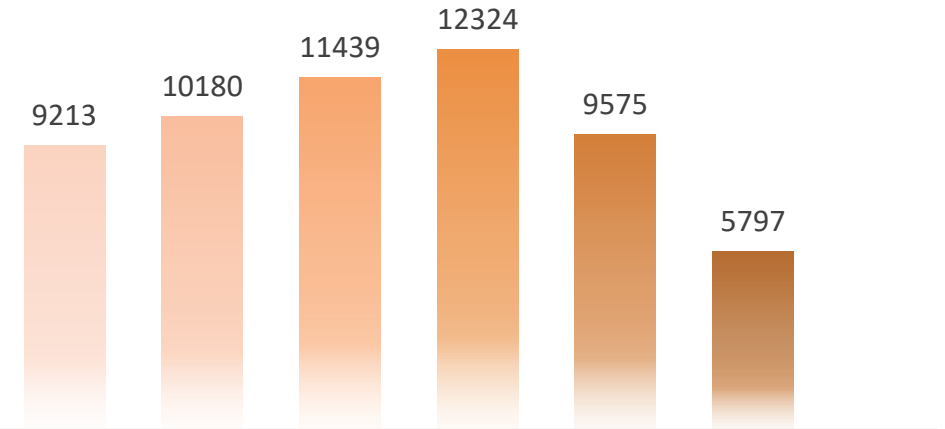
UNIT	March'17	March'18	March'19	March'20	March'21	SEP'21
Nos.	421	446	500	555	612	622
(Lakh kg)	9,213	10,180	11,439	12,324	9,575	5,797
(Lakh kg/day)	25.24	27.89	31.34	33.67	26.23	31.68

Growth in CNG



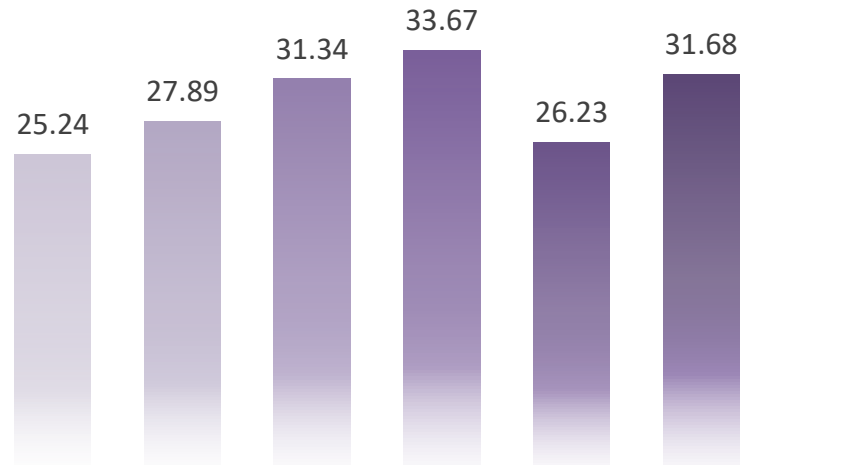
No. of CNG Stations

March'17 March'18 March'19 March'20 March'21 SEP'21



Sales in Lakh kg

March'17 March'18 March'19 March'20 March'21 SEP'21



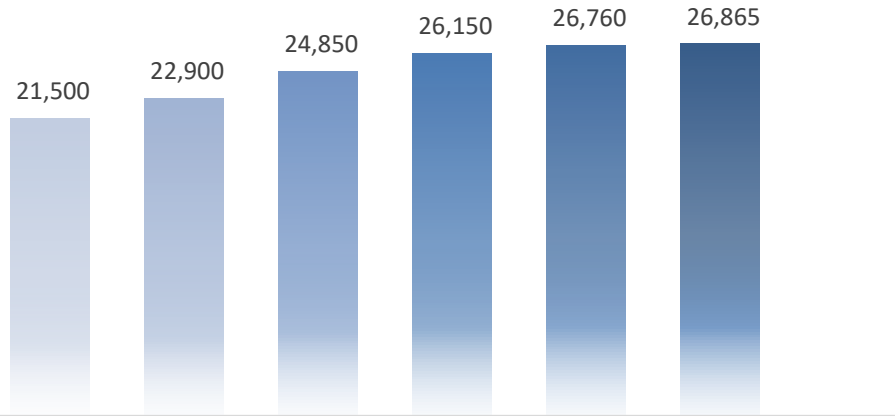
Sales in Lakh kg/day

March'17 March'18 March'19 March'20 March'21 SEP'21

Figures in numbers

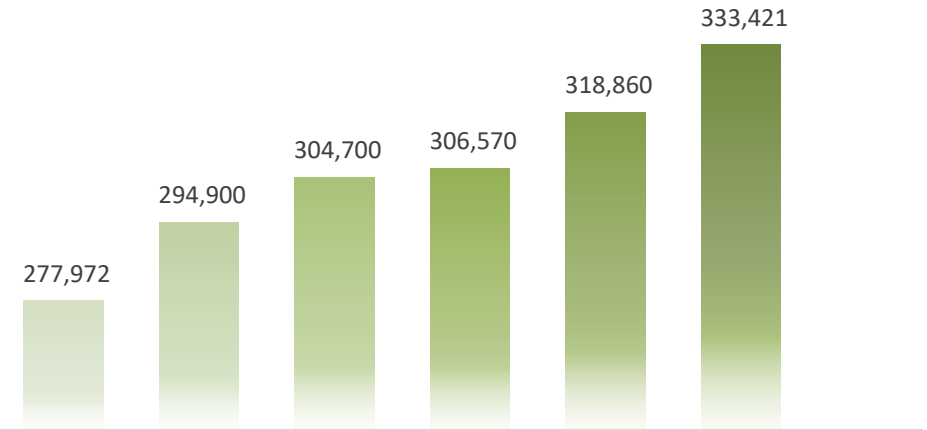
Station	IGL	DTC/ UPSRTC	OMC	DODO	Total
Online	135	84	294	18	531
Daughter Booster	0	0	64	5	69
Daughter	0	0	22	0	22
Total	135	84	380	23	622

CNG Vehicles (Figures in Nos.)



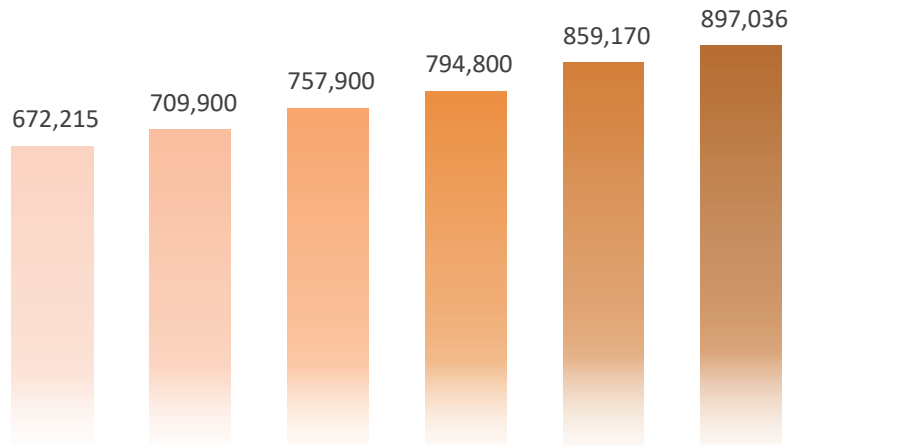
Buses

March'17 March'18 March'19 March'20 March'21 SEP'21



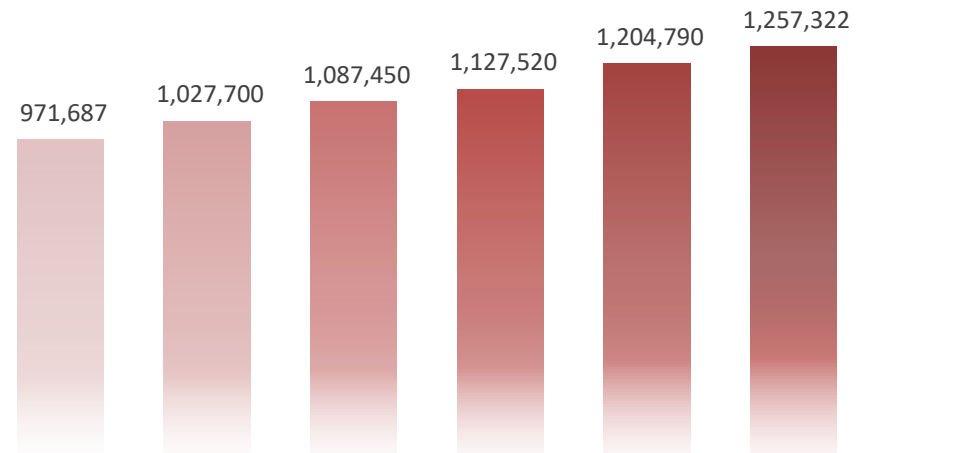
Auto/ LGV/ RTV

March'17 March'18 March'19 March'20 March'21 SEP'21



Cars/ Taxi

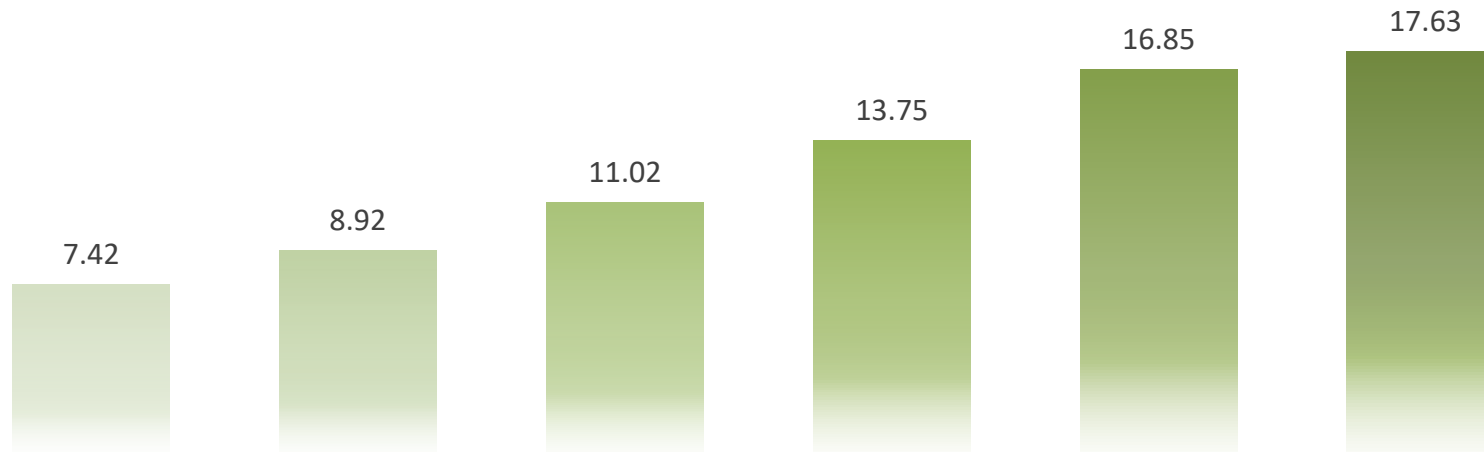
March'17 March'18 March'19 March'20 March'21 SEP'21



Total

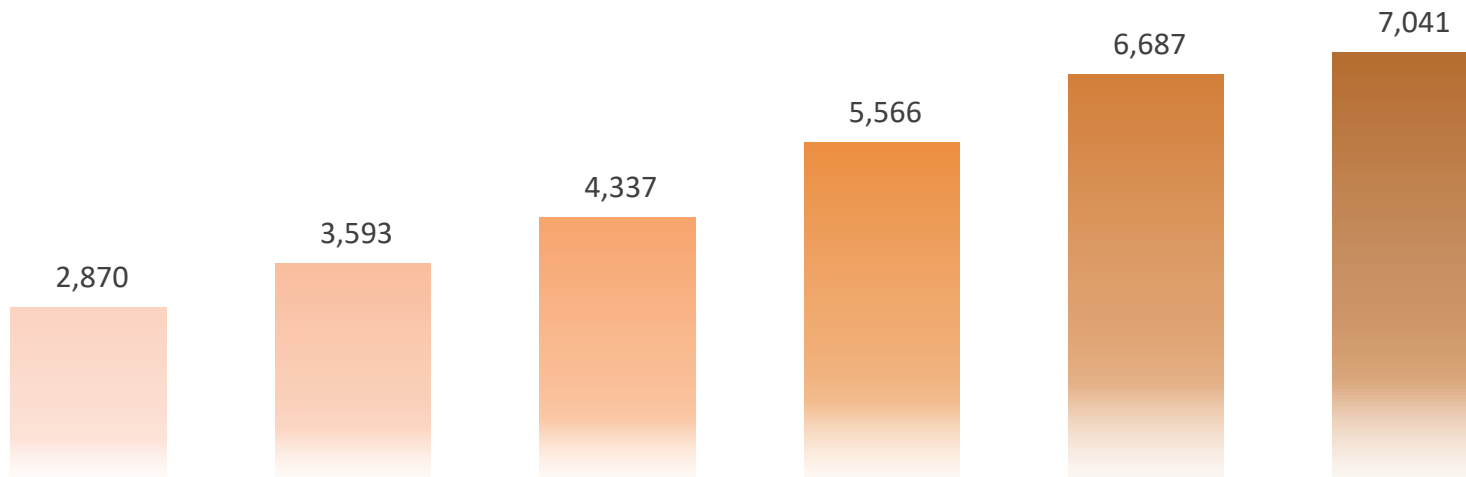
March'17 March'18 March'19 March'20 March'21 SEP'21

*Estimated figures based on various sources.



Domestic (Lakhs)

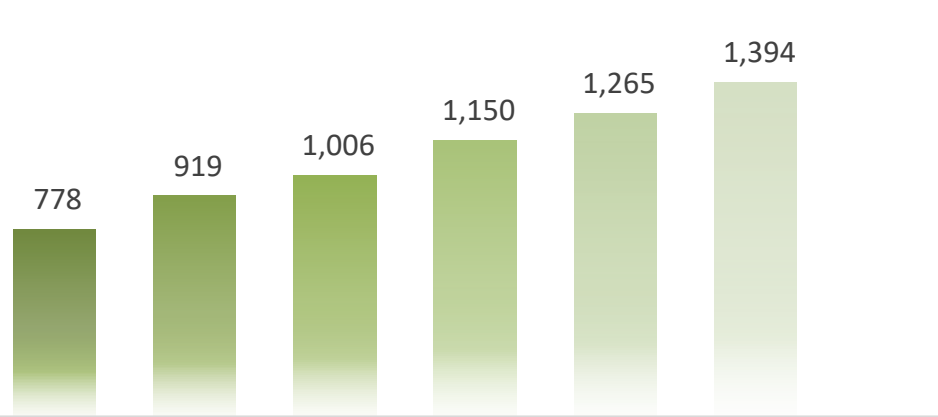
March'17 March'18 March'19 March'20 March'21 SEP'21



Industrial/ Commercial (Nos.)

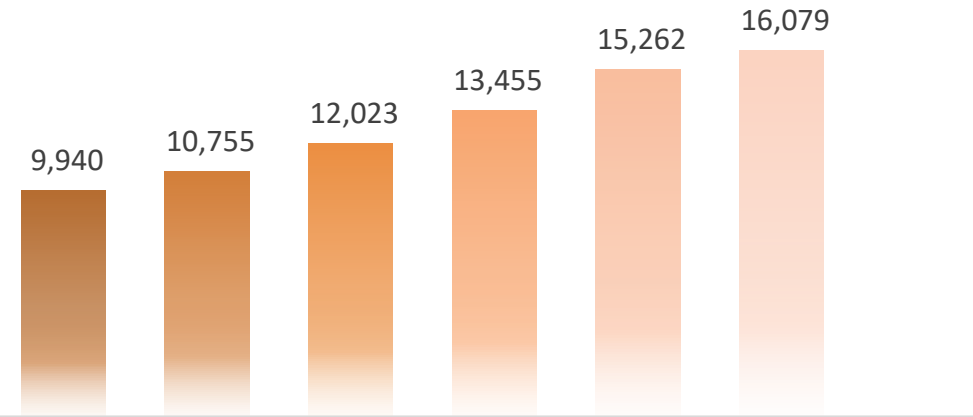
March'17 March'18 March'19 March'20 March'21 SEP'21

PNG Network (Figures in kilometers)



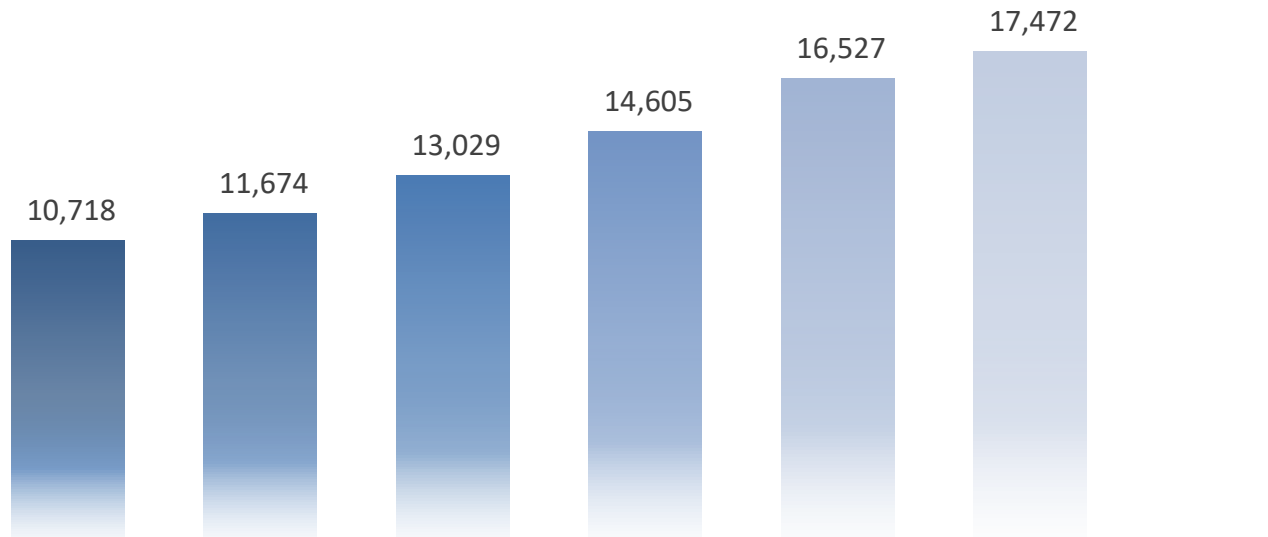
Steel Pipeline

■ March'17 ■ March'18 ■ March'19 ■ March'20 ■ March'21 ■ SEP'21



MDPE Pipeline

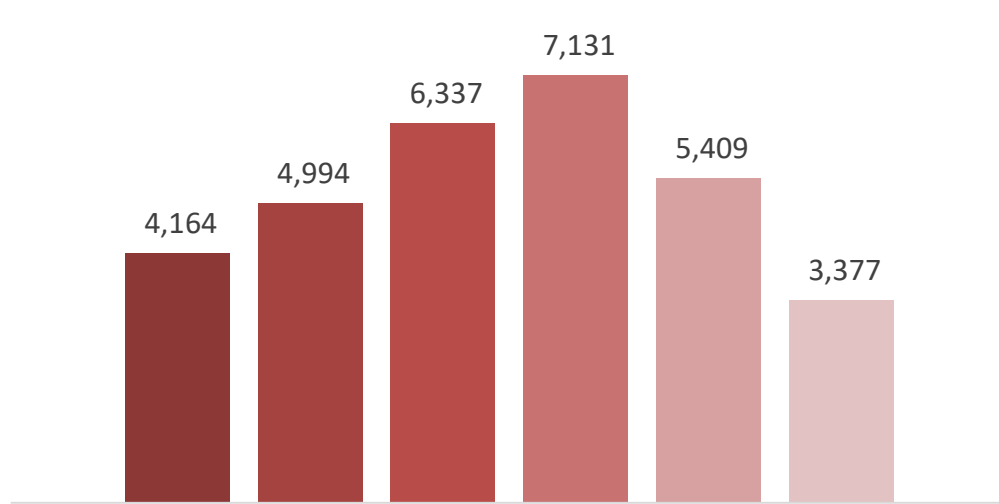
■ March'17 ■ March'18 ■ March'19 ■ March'20 ■ March'21 ■ SEP'21



Total

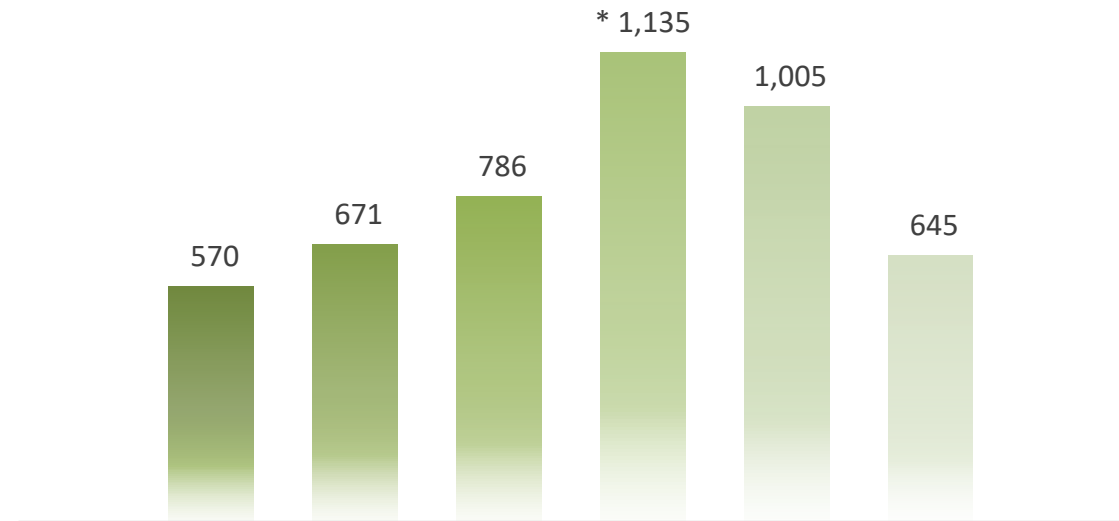
■ March'17 ■ March'18 ■ March'19 ■ March'20 ■ March'21 ■ SEP'21

Standalone Financial Data (Rs./ Crores)



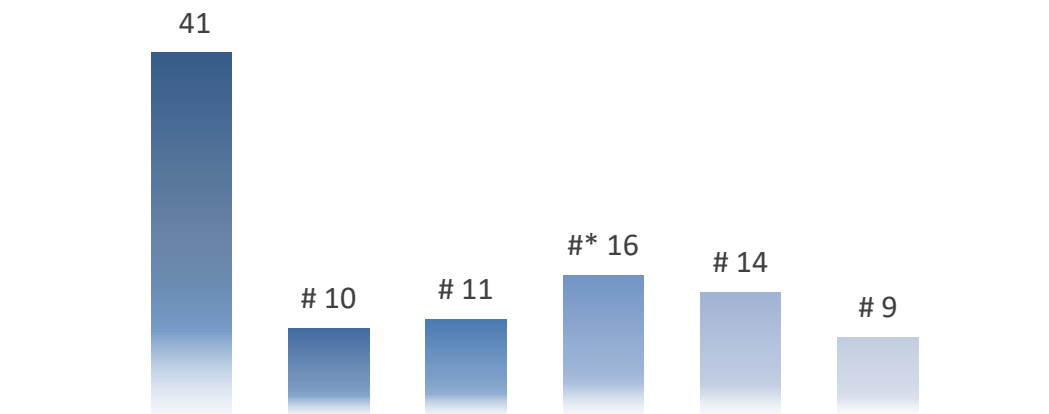
Gross Turnover

■ FY'17 ■ FY'18# ■ FY'19# ■ FY'20# ■ FY'21# ■ SEP'21#



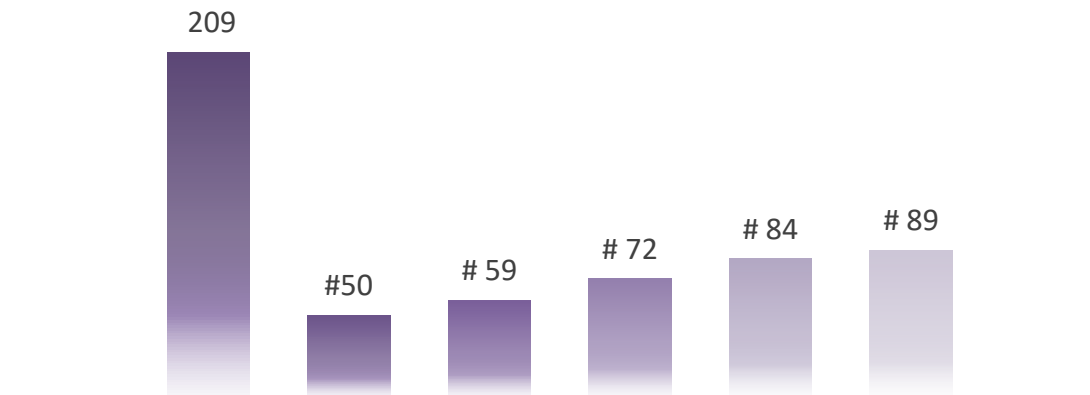
Total Comprehensive Income

■ FY'17 ■ FY'18# ■ FY'19# ■ FY'20# ■ FY'21# ■ SEP'21#



EPS (Rs./share)

■ FY'17 ■ FY'18# ■ FY'19# ■ FY'20# ■ FY'21# ■ SEP'21#



Book Value (Rs./share)

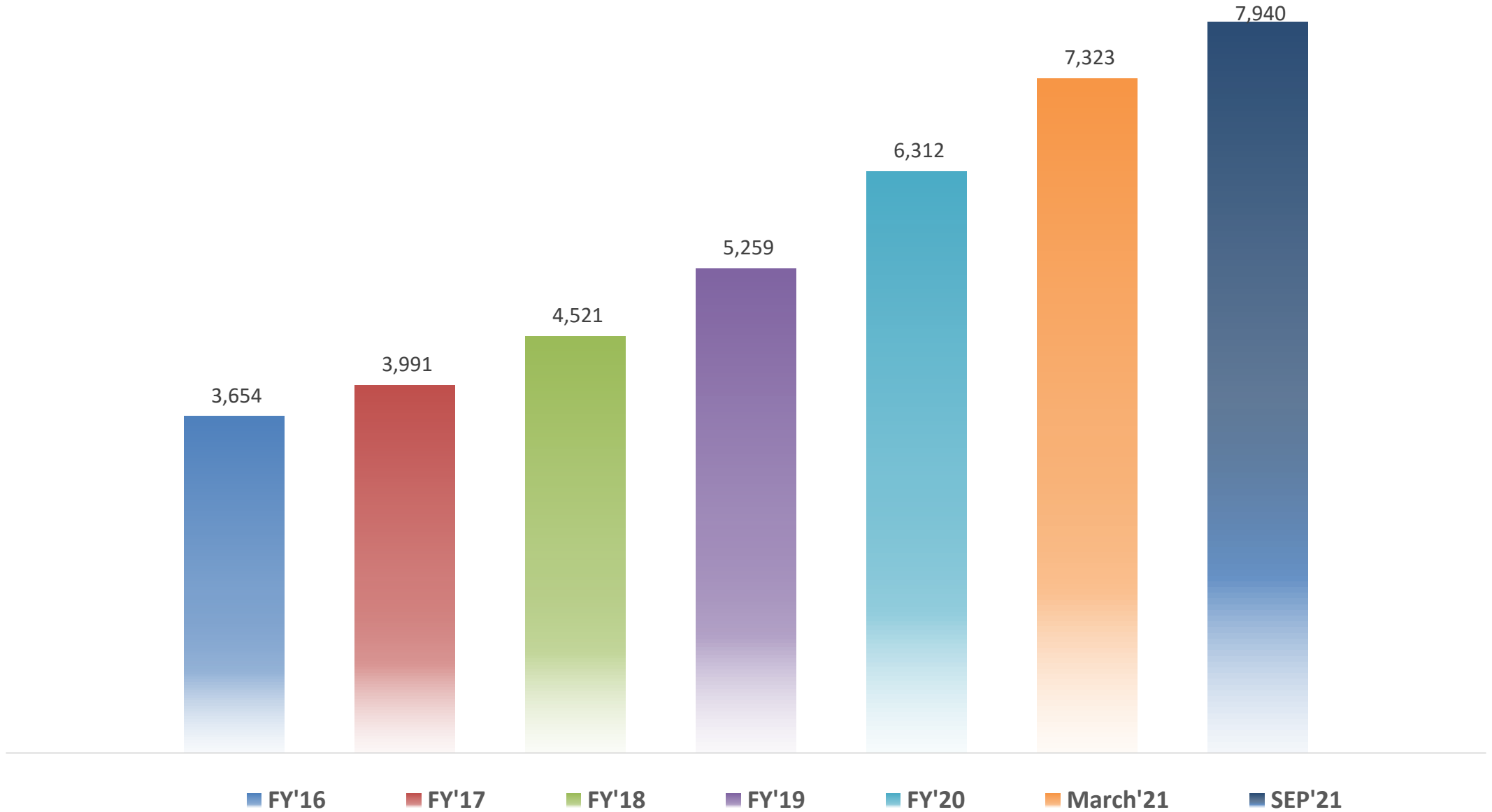
■ FY'17 ■ FY'18# ■ FY'19# ■ FY'20# ■ FY'21# ■ SEP'21#

Equity shares of Rs.10 each has been split into Five shares of Rs.2 each since Nov'17

* Includes adjustment on account of change in rate of tax.



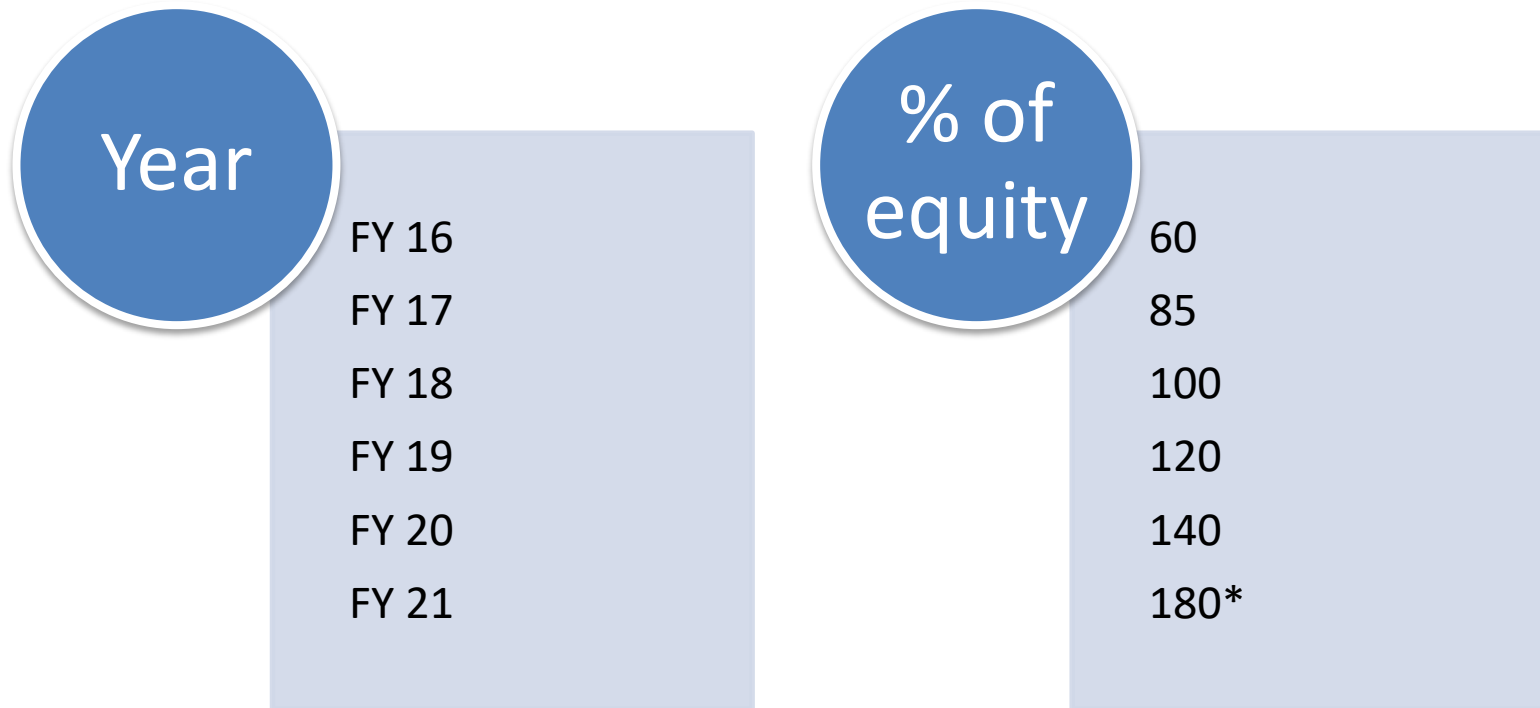
Cumulative Capex (Rs. in Crores)





Dividend Policy provides liberal payout

Track record of last five years



***Proposed for FY 21**



IGL has acquired 50% equity share capital of Central UP Gas Limited (CUGL) for Rs.68 crores. CUGL is engaged in the CGD in the cities of Kanpur and Bareilly, Unnao & Jhansi in Uttar Pradesh.

IGL has acquired 50% equity share capital of Maharashtra Natural Gas Limited (MNGL) at a price of Rs.38 per equity share aggregating to Rs.190 crores. MNGL is engaged in the CGD in the city of Pune and nearby areas.

The above has resulted in diversification of geographical areas.



The standalone and consolidated financial results for the quarter ending September 21 with the Associates i.e. CUGL & MNGL on equity method considering 50% share in profit are as under:

Parameter	Unit	Standalone	Consolidated
Total Comprehensive Income	Rs. in Crores	400	419
EPS	Rs./Share	5.72	5.98

Approximately Rs.1500 Crores of capex is planned for the financial year 2021-22. The Capex covers existing GA of Delhi NCR and other GAs allotted to the company. Approx. 125 CNG stations are planned to be commissioned during the FY 2021-22.

The company is making efforts to increase gas sales volume in the range of 7.0 MMSCMD to 7.5 MMSCMD depending upon COVID situation during the FY 2021-22 and will endeavour to achieve sales volume of approx. 10 MMSMD by FY 2023-24.

Company is also venturing into electric vehicle charging segment and is planning to commission 50 stations during FY 2021-22 for battery swapping mode.



Company is actively looking for growth avenues and is open for organic/inorganic growth opportunities. The company is also looking for opportunities to diversify in other areas.

Presently 5 number of long route CNG buses with Type 4 cylinders are running in a pilot project with a state transport undertaking. Company is making efforts for converting existing buses of state transport undertakings running on interstate route to CNG.

Company has also started sales of CNG from mobile refuelling unit (MRU) and will endeavour to increase the number of MRUs in near future for providing gas to CNG customers in various parts of GAs.

Healthy profitability with strong cash generations from operations.

Zero debt company.

Comfortable working capital position.

ICRA Limited (An associate of Moody's Investors Service) & Care Ratings Ltd. has reaffirmed highest credit ratings of AAA (Stable) for term loan and ICRA Limited has also reaffirmed A1+ for short term loan .



Gas price

- CNG & PNG-Residential prices remains competitive vis-à-vis petrol and subsidized LPG in view of allocation of domestic gas.
- Spot/short term gas is purchased to reduce the weighted average cost of gas for I/C segment.

Sourcing of gas

- Firm allocation from Govt. of India for domestic gas – buying from GAIL.
- Buying Long term TRLNG gas from GAIL/BPCL.
- Buying short term gas from the open market i.e. IOCL, GSPCL, PLL & Shell etc.



Delhi Development Authority (DDA) has raised a total demand of ₹155.64 crores during 2013-14 on account of increase in license fees in respect of sites taken by the Company on lease from DDA for setting up CNG stations in Delhi. The increase in license fees was related to the period 1 April 2007 to 31 March 2014. The Company has filed a writ petition on 11 October 2013 before the Hon'ble Delhi High Court against the demand raised by DDA as the revised license fees has been increased manifold and made applicable retrospectively from financial year 2007-08. Further, DDA vide communication dated 29 August 2016 has revised the total demand to ₹330.73 crores for the period upto 31 March 2016.

The matter is pending in the Hon'ble High Court of Delhi and the Company is of the view that such demand is not tenable and accordingly no provision has been made for this demand raised by DDA till 31 March 2016 in the books of accounts.



This presentation has been prepared by Indraprastha Gas Limited solely for providing information about the company.

The information contained in this presentation is for general information purposes only, without regard to specific objectives, financial situations and needs of any particular person. Company do not accept any liability whatsoever, direct or indirect, that may arise from the use of the information herein.

The Company may alter, modify or otherwise change in any manner the content of this presentation, without obligation to notify any person of such revision or changes.

