



July 27, 2023

The Manager, Listing Department, BSE Limited, Phiroze Jeejeebhoy Towers, Dalal Street, Mumbai 400 001. BSE Scrip Code: 532636	The Manager, Listing Department, The National Stock Exchange of India Ltd., Exchange Plaza, 5th Floor, Plot C/1, G Block, Bandra - Kurla Complex, Bandra (E), Mumbai 400 051. NSE Symbol: IIFL
--	--

Sub: Press Release and presentation on Unaudited Financial Results for the quarter ended June 30, 2023

Dear Sir/Madam,

Pursuant to Regulation 30 of the Securities and Exchange Board of India (Listing Obligations and Disclosure Requirements) Regulations, 2015, we are enclosing herewith the press release and presentation to be made to the Investors/Analysts on the Unaudited Financial Results of the Company for the quarter ended June 30, 2023, as follows:

1. Press Release – Annexure 1
2. Presentation – Annexure 2

The same has also been made available on the website of the Company, i.e. www.iifl.com.

Kindly take above on record and oblige.

Thanking You,

For **IIFL Finance Limited**

Rupal Jain
Company Secretary & Compliance Officer
Email Id: csteam@iifl.com
Place: Mumbai

Encl: as above

IIFL Finance Limited

CIN No.: L67100MH1995PLC093797

Corporate Office – 802, 8th Floor, Hub Town Solaris, N.S. Phadke Marg, Vijay Nagar, Andheri East, Mumbai 400069

Tel: (91-22) 6788 1000 .Fax: (91-22) 6788 1010

Regd. Office – IIFL House, Sun Infotech Park, Road No. 16V, Plot No. B-23, MIDC, Thane Industrial Area, Wagle Estate, Thane – 400604

Tel: (91-22) 41035000. Fax: (91-22) 25806654 E-mail: csteam@iifl.com Website: www.iifl.com

IIFL Finance Limited

Press Release

For immediate publication

Mumbai, India

July 27, 2023

IIFL Finance Q1FY24 Results update
IIFL Finance Q1FY24 profit after tax¹ at Rs. 473 Crore, up 43% y-o-y

For the quarter ended June 30, 2023, the Company reported net profit after tax of Rs. 473 Cr (before non-controlling interest) up 43% y-o-y. Profit before tax (PBT) for the quarter was Rs.618 up 43% y-o-y. Loan growth in core products was robust – Gold loans and Home loans AUM grew by 29% and 23% y-o-y respectively. Microfinance grew by 63% while Digital loans and Loan against property grew by 54% and 19% y-o-y respectively. Overall core loan portfolio grew by 31% y-o-y.

IIFL Finance Limited Consolidated Results Quarterly – Q1FY24

Rs Crore	Quarter ended June 30, 2023	Quarter ended June 30, 2022	Y-O-Y	Quarter ended March 31, 2023	Q-O-Q
Loan growth					
Loan AUM	68,178	52,761	29%	64,638	5%
On-book assets	41,515	34,343	21%	40,102	4%
Off-book assets	26,663	18,418	45%	24,536	9%
Profitability					
Total Income (Net)*	1,420.0	1,169.8	21%	1,379.2	3%
Pre-provision operating profit*	786.8	654.8	20%	766.1	3%
Profit before tax	618.4	433.9	43%	594.0	4%
Profit after tax ¹	472.9	329.7	43%	457.6	3%
TCI (pre-NCI ²)	454.1	331.7	37%	461.6	(2%)
Return ratios					
Return on assets	3.6%	2.9%		3.6%	
Return on equity	19.1%	20.5%		19.3%	
Per share					
Earnings per share (EPS)	11.2	8.7	29%	10.9	3%
Book value per share (BVPS)	240.0	174.2	38%	231.1	4%
Asset quality					
Gross NPA	1.8%	2.6%		1.8%	
Net NPA	1.1%	1.5%		1.1%	
Balance sheet					
Off book and securitized assets to AUM	39%	35%		38%	

*excluding Fair value changes

¹PAT is before Non-controlling interest and before Other Comprehensive Income

²NCI is Non-controlling interest

Mr. Nirmal Jain, Founder, IIFL Finance Ltd., remarked on the financial results: "The financial year has begun well and economic activity is showing robust growth. We plan to focus on productivity improvement and sharpening our digital edge in the current year. Banks and NBFCs have been witnessing very high employee churn in the front level staff. We plan innovative long term reward and retention schemes to fortify out competitive edge of superior talent"

Mr. Kapish Jain, Group Chief Financial Officer, IIFL Finance Ltd., commented on the financial results: "Fiscal 2023 shall lay the foundation for next cycle of growth for IIFL Finance. In Q1FY24, we witnessed broad based growth across all our core retail segments without any major expansion. This should enable further improvement in operating efficiency and performance."

Financial performance review

The company's annualized ROE and ROA for Q1FY24 stood at 19.1% and 3.6% respectively. Pre-provision operating profit stood at Rs. 787 Cr. for the quarter up 20% y-o-y. Average borrowing costs for the quarter increased 44 bps y-o-y and 15 bps q-o-q to 9.1%.

96% of our loans are retail in nature and 67% of our retail loans (excluding gold loans which are not classified as PSL loans) are PSL compliant. The assigned loan book, is currently at Rs 17,700 Cr. Besides, there are securitized assets of Rs 808 Cr. Besides the co-lending book is at Rs 8,963 Cr.

GNPA stood at 1.8% down by 73 bps y-o-y and NNPA stood at 1.1% down 42 bps y-o-y, as at June 30, 2023. With implementation of Expected Credit Loss under Ind AS, provision coverage on NPAs stands at 159%.

Total CRAR² stood at 20.6% as at June 30, 2023, as against minimum regulatory requirement of 15%.

The total presence of branches stood at 4,412 as at the end of quarter, spanning the length and breadth of the country.

Business segment review

Home Loans: At the end of the quarter, retail home loan assets grew by 23% y-o-y and 5% q-o-q to Rs 22,838 Cr. The primary focus in this segment is on affordable and non-metro housing loans. Over 73,000 customers were benefitted with a subsidy of more than Rs 1,750 Cr under the Pradhan Mantri Awas Yojana – Credit Linked Subsidy Scheme.

Gold Loans: As of June 30, 2023 the gold loan AUM grew to Rs. 22,142 Cr, showing a strong growth of 29% y-o-y and 7% q-o-q. Gold loans are provided through our widespread presence in 1,474 towns/cities across 22 states and 4 Union Territories to salaried, self-employed and MSME customer segments.

²CRAR is Capital adequacy ratio

Microfinance: The microfinance loan AUM stood at Rs. 10,255 Cr, up 63% y-o-y and 5% q-o-q, as at June 30, 2023. The microfinance customer base stood at 24.1 lakh customers.

Loan against property: Loan against property AUM grew by 19% y-o-y and 2% q-o-q to Rs. 6,836 as at June 30, 2023.

Digital loans: Digital loans AUM grew by 54% y-o-y to Rs. 2,899 as at June 30, 2023.

Construction and Real Estate: Construction and real estate AUM stood at Rs. 2,732 Cr, as at June 30, 2023.

Liquidity position

Cash and cash equivalents and committed credit lines from banks and institutions of Rs 6,510 Cr were available as on June 30, 2023. During the quarter, we raised Rs 4,504 Cr through term loans, bonds and refinance. Additionally, Rs 4,155 Cr was raised through direct assignment of loans.

Raised \$175 million through ECB route from HSBC, Union Bank and Bank of Baroda

IIFL Finance raised \$175 million through external commercial borrowing (ECB) route in the month of June 2023 - \$75 million from HSBC, \$50 million from Union Bank (Sydney) and \$50 million from Bank of Baroda (IFSC unit). The funds were raised at SOFR plus 200 basis points offering competitive sources of funds. IIFL Finance's external commercial borrowing of \$175 million in June 2023 along with the \$100 million funding raised in March 2023 will take the total borrowing since March 2023 to \$275 million. Earlier on March 31, 2023, IIFL Finance had raised \$100 million through ECB route which included \$50 million in long-term funding from Export Development Canada with co-financing of \$50 million from Deutsche Bank (Singapore).

Successfully raised long term funds through secured retail public bonds, which was oversubscribed 1.5 times

In June 2023, IIFL Finance's secured redeemable non-convertible debentures (NCDs) issue, was oversubscribed 1.5 times as it raised Rs 452 crores for the purpose of business growth and capital augmentation. The issue offered interest rates between 8.35% - 9% for different payment schedules and tenors varying from 24 months to 60 months.

IIFL Finance stock upgraded from Small cap to Mid Cap by AMFI

IIFL Finance has been re-categorized as mid cap company from small cap in terms of the Market Cap Classification list released by the Association of Mutual Funds in India ("AMFI") on July 06, 2023. AMFI prepares this list of stocks, in accordance with the points specified under para 8 of the SEBI circular SEBI/HO/IMD/DF3/CIR/P/2017/114 dated 6th October 2017, that defined large cap, mid cap and small cap companies in order to ensure uniformity in respect of the investment universe for equity mutual

fund schemes and is based on the data provided by Bombay Stock Exchange (BSE), National Stock Exchange (NSE) and Metropolitan Stock Exchange of India (MSEI).

Appointment of Mr. Pranav Dholakia as Chief Risk Officer

Mr. Dholakia is a finance professional having 25+ years of experience of which 20 years has been in real estate across various asset classes, geographies, project cycles and economic cycles. He has been working with IIFL Management Services Ltd as a Fund Manager to the IIFL One Value Fund – Series B. Prior to joining IIFL, he was working with Edelweiss Financial Services as Head - Credit for its real estate lending platform. He was responsible for credit underwriting, risk and asset management. Apart from real estate, he also has experience in AIF fund raising, and key investor relations. He is a Chartered Accountant, Cost Accountant and has completed Post Graduate Program in Management from Indian School of Business, Hyderabad.

Appointment of Ms. Mauli Agarwal as Chief Compliance Officer

Ms. Mauli Agarwal is a qualified Company Secretary and Lawyer with 11 years of post-qualification experience. In her last assignment, she served as the Deputy Vice President - Compliance at Poonawalla Housing Finance Limited, Pune, leading the regulatory compliance function, supporting the Board and Management on specific projects, and presided over the Internal Committee under POSH. She also has held roles as Associate Vice President - Compliance at Northern Arc Capital Limited and Company Secretary (Designated) at Nissan Renault Financial Services India Private Limited. She has been acknowledged for her achievements in various organizations.

Appointment of Ms. Rupal Jain as Company Secretary

Ms. Rupal Jain, is a qualified member of the Institute of Company Secretaries of India, a Law Graduate and a Graduate in Commerce. She has more than 10 years of experience in the field of Secretarial, Compliance, Legal, Regulatory Reporting and Joint Ventures. Her earlier experience includes National Stock Exchange, Centrum, Mahindra and Future Group.

Awards and Accolades

- IIFL Finance was awarded at Sahamati hosted Account Aggregator community event – ‘SamvAAd 2023’ for enabling access to short-term credit for MSMEs
- IIFL Foundation received the award for being the 'Most Trusted CSR Foundation' for their work in the area of girl child education at the APJ Abdul Kalam Inspiration Awards 2023
- Mrs Madhu Jain received the 'Most Inspiring Woman Leader of the Year' award at the APJ Abdul Kalam Inspiration Awards 2023

About IIFL

IIFL Group is one of the leading players in the Indian financial services space. Prior to the Composite Scheme of Arrangement (effective May 2019), IIFL Finance Limited (Erstwhile “IIFL Holdings Limited”) (Bloomberg Code: IIFL IN, NSE: IIFL, BSE: IIFL) was engaged in the business of financing, asset and wealth management, retail and institutional broking, financial products distribution and investment banking through its various subsidiaries.

IIFL Finance Ltd is one of the leading retail focused diversified NBFC in India, engaged in the business of loans and mortgages along with its subsidiaries - IIFL Home Finance Limited and IIFL Samasta Finance Limited. IIFL Finance, through its subsidiaries, offers a wide spectrum of products such as Home loan, Gold loan, Business loan, Microfinance, Capital Market finance and Developer & Construction finance to a vast customer base of over 8 million+ customers. IIFL Finance has widened its pan-India reach through extensive network of branches spread across the country and various digital channels.

IIFL Securities Limited is one of the largest independent full-service retail and institutional broking house along with being a leading investment advisory firm in India providing diversified financial services and products to corporate, institutional investors, foreign portfolio investors, mutual funds, insurance companies, alternative investment funds, trusts, high net worth individuals and retail clients.

IIFL Wealth is one of the fastest growing private wealth management firms in India with an AUM including custody over USD 46 billion (as on June 2023). They serve the highly specialized and sophisticated needs of high net worth and ultra-high net worth individuals, affluent families, family offices and institutional clients through a comprehensive range of tailored wealth management solutions.

This document may contain certain forward looking statements based on management expectations. Actual results may vary significantly from these forward looking statements. This document does not constitute an offer to buy or sell IIFL products, services or securities. The press release, results and presentation for analysts/press for the quarter ended June 30, 2023, are available under the ‘Financials’ section on our website www.iifl.com.

IIFL Group refers to IIFL Finance Ltd and its group companies.

Media Relations

IIFL Finance Ltd

Sourav Mishra

Email:sourav.mishra@iifl.com

Investor Relations

IIFL Finance Ltd

Veenashree Samani

Email:ir@iifl.com



Performance review
Quarter ended June, 2023
(Q1FY24)

Bloomberg: IIFL IN
July 27, 2023

Financial Performance Q1FY24	3 – 6
Key Business Metrics	8 – 14
Business Segments Overview	16 – 31
Corporate, Strategy and Others	33 – 42
Financials of the Subsidiaries	44 – 54
Link to download databook	55

Q1FY24 Results Snapshot (Consolidated)

Q1FY24 net profit ₹473 Cr - up 43% yoy; RoE at 19.1%

(₹ Cr)	Q1FY24	Q1FY23	YoY%	Q4FY23	QoQ %
Loan AUM	68,178	52,761	29%	64,638	5%
PPOP ¹	786.8	654.8	20%	766.1	3%
PAT (pre NCI ²)	472.9	329.7	43%	457.6	3%
PAT (post NCI ²)	425.4	329.7	29%	412.7	3%
Gross NPA %	1.8%	2.6%	↓ 73 bps	1.8%	-
Net NPA %	1.1%	1.5%	↓ 42 bps	1.1%	-

Return on Equity³
19.1%

Return on Assets
3.6%

Capital Adequacy
NBFC | HFC
20.6% | **51.2%**

MFI
20.0%

Net gearing⁴
3.3x

Liquidity
₹6,510 Cr

Earnings per share
(basic, not annualized)
₹11.2

Book value per share
(₹2 paid up per share)
₹240.0

Note:

1. PPOP: Pre-provision Operating Profit
2. NCI: Non-Controlling Interest
3. Return on Equity is calculated on Profit after tax post Non-Controlling Interest
4. Net gearing is calculated after reducing free cash/ liquid assets and securitized assets from the gross debt as per Ind AS accounting

Quarterly Results Q1FY24 (Consolidated)

Income ₹1,420 Cr - up 21% yoy, 3% qoq; PBT ₹618 Cr- up 43% yoy, 4% qoq

₹ Cr	Q1FY24	Q1FY23	Y-o-Y	Q4FY23	Q-o-Q
Interest income	1,825.8	1,413.0	29%	1,720.7	6%
Interest expense	(887.8)	(776.0)	14%	(860.6)	3%
Net interest income	938.0	637.0	47%	860.1	9%
Non-fund based income	482.1	532.7	(10%)	519.1	(7%)
Total income	1,420.0	1,169.8	21%	1,379.2	3%
Operating expense	(633.2)	(515.0)	23%	(613.1)	3%
Pre provision operating profit	786.8	654.8	20%	766.1	3%
Loan losses & provision	(190.1)	(248.7)	(24%)	(208.3)	(9%)
Net Gain/(Loss) on Fair Value Changes	21.6	27.9	(22%)	36.2	(40%)
Profit before tax	618.4	433.9	43%	594.0	4%
Profit after tax (pre NCI)	472.9	329.7	43%	457.6	3%
Minority Interest	(47.5)	(0.0)		(44.8)	6%
Profit after tax (post NCI)	425.4	329.7	29%	412.7	3%
Total Comprehensive Income (post NCI)	407.6	331.6	23%	417.7	(2%)
Book value per share (₹)	240.0	174.2	38%	231.1	4%
Earnings per share (₹ basic, not annualized)	11.2	8.7	29%	10.9	3%

Note: Previous period/year figures have been regrouped/ reclassified to make them comparable with those of current period.

Quarterly Q1FY24 Income Analysis (Consolidated)

Non fund income - 34% of total income

₹ Cr	Q1FY24	Q1FY23	Y-o-Y	Q4FY23	Q-o-Q
Loan Book (Ind AS Balance sheet)	41,515	34,343	21%	40,102	4%
Assigned assets	17,700	14,577	21%	16,979	4%
Co-lending book	8,963	3,842	133%	7,557	19%
Loan Assets under management	68,178	52,761	29%	64,638	5%
₹ Cr	Q1FY24	Q1FY23	Y-o-Y	Q4FY23	Q-o-Q
Interest income	1,825.8	1,413.0	29%	1,720.7	6%
Interest expense	(887.8)	(776.0)	14%	(860.6)	3%
NII at IndAS balance sheet loan book (A)	938.0	637.0	47%	860.1	9%
Income from assigned assets	226.7	427.8	(47%)	283.4	(20%)
Net Interest Income from co-lending assets	120.0	21.4	460%	63.7	88%
Other Income (Fee and commission income)	135.3	83.5	62%	172.1	(21%)
Non-fund based income (B)	482.1	532.7	(10%)	519.1	(7%)
Total Income (A)+(B)	1,420.0	1,169.8	21%	1,379.2	3%
Fund Based: Non fund based ratio (%)					
Fund based income	66%	54%		62%	
Non-fund based income	34%	46%		38%	

Note: Co-lending includes Business Correspondence and Co-origination
 Previous period/year figures have been regrouped/ reclassified to make them comparable with those of current period.

Consolidated Balance Sheet as at June 30, 2023

Total Equity at ₹10,665 Cr

ASSETS (₹ Cr)		
1	Financial Assets	
(a)	Cash and Bank Balances	5,350
(b)	Receivables	154
(c)	Loan Assets	41,847
(d)	Investments	2,509
(e)	Other financial assets	1,653
	Total Financial Assets (A)	51,513
2	Non-Financial Assets	
(a)	Current & Deferred tax assets (Net)	242
(b)	Property, Plant and Equipment etc.	898
(c)	Other non-financial assets	252
	Total Non-Finance Assets (B)	1,392
Total Assets (A)+(B)		52,905

LIABILITIES AND EQUITY (₹ Cr)		
1	Financial Liabilities	
(a)	Payables	179
(b)	Borrowings	
	- NCDs	9,815
	- Bank Borrowings	21,785
	- Others	6,886
(c)	Other financial liabilities	3,115
	Total Financial Liabilities (A)	41,780
2	Non-Financial Liabilities (B)	460
3	Equity	10,665
(a)	Equity share capital	76
(b)	Other Equity	9,332
	Shareholder's Equity (C)	9,408
	Non Controlling Interest (D)	1,257
Total Liabilities and Equity (A)+(B)+(C)+(D)		52,905

Financial Performance Q1FY24	3 – 6
Key Business Metrics	8 – 14
Business Segments Overview	16 – 31
Corporate, Strategy and Others	33 – 42
Financials of the Subsidiaries	44 – 54
Link to download databook	55

Key business metric - Loan AUM growth

Core loan products AUM has grown at 23% CAGR over last 5 years

Latest quarter

Loan AUM (₹ Cr)	Mix %	Q1FY24	Q1FY23	YoY %	Q4FY23	QoQ %
Home Loan	33%	22,838	18,618	23%	21,800	5%
Gold Loan	32%	22,142	17,130	29%	20,733	7%
Loan against property	10%	6,836	5,760	19%	6,671	2%
Digital Loan	4%	2,899	1,884	54%	2,512	15%
Microfinance	15%	10,255	6,276	63%	9,786	5%
Core Business	95%	64,970	49,668	31%	61,502	6%
CRE & others	4%	2,732	2,487	10%	2,694	1%
Capital Market	1%	477	607	(21%)	442	8%
Total		68,178	52,761	29%	64,638	5%

Key business metrics

Loan AUM growth

Portfolio Yield

Cost of borrowing

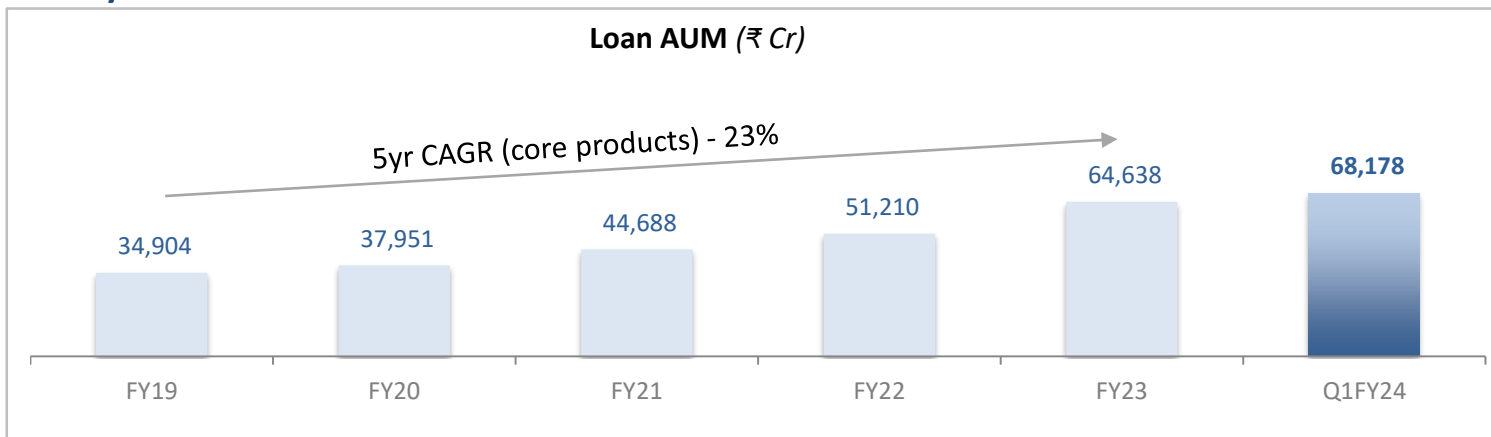
Asset quality

Profitability

Capital & gearing

Liquidity

Last 5 years



Key business metric – Portfolio yield

Yield is improving with focus on small ticket granular loans

Latest quarter

Portfolio yield %	Q1FY24	Q1FY23	YoY %	Q4FY23	QoQ %
Home Loan	11.2%	10.4%	0.8%	10.9%	0.2%
Gold Loan	17.5%	17.2%	0.3%	17.5%	0.0%
Loan against property	18.3%	16.0%	2.3%	17.9%	0.4%
Digital Loan	23.3%	19.3%	3.9%	23.3%	(0.1%)
Microfinance	24.2%	22.2%	2.0%	23.8%	0.3%
Core Business	16.7%	15.3%	1.4%	16.5%	0.2%
CRE & others	15.6%	15.1%	0.5%	15.2%	0.3%
Capital Market	12.7%	12.2%	0.5%	12.5%	0.2%
Total	16.6%	15.3%	1.3%	16.4%	0.2%

Key business metrics

Loan AUM growth

Portfolio yield

Cost of borrowing

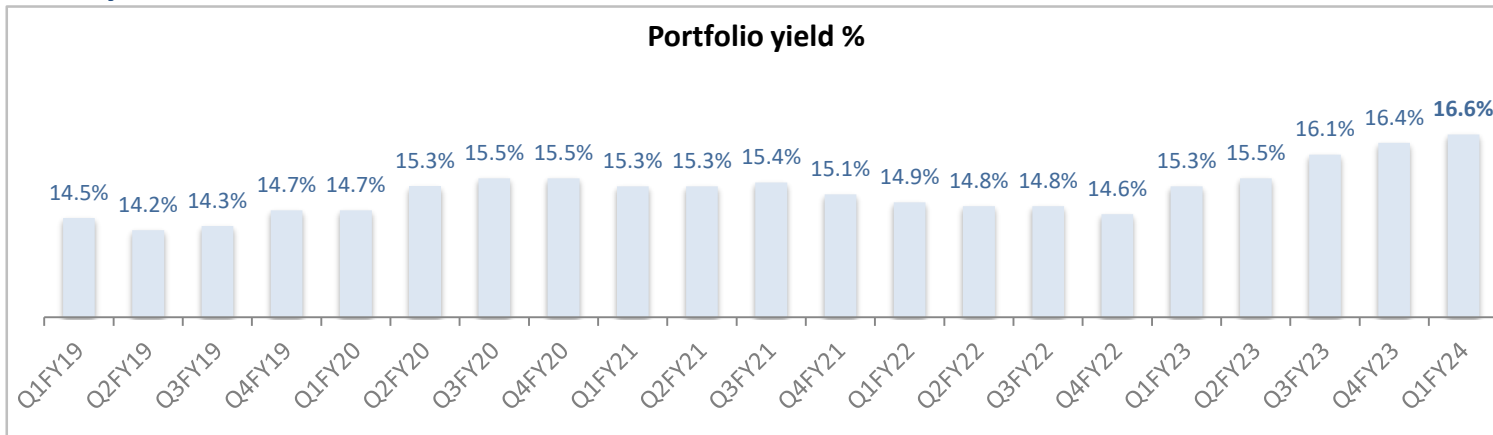
Asset quality

Profitability

Capital & gearing

Liquidity

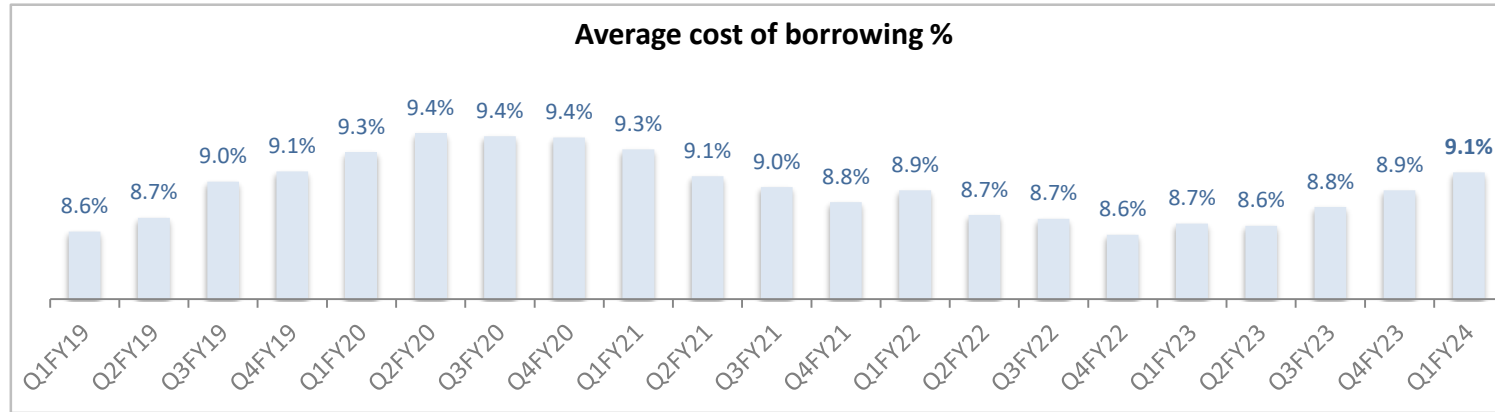
Last 5 years



Key business metric – Cost of borrowing

Successfully raised long term funds through secured retail public bonds and via ECB route

Last 5 years



Cost of borrowing %	Q1FY24	Q1FY23	YoY %	Q4FY23	QoQ %
IIFL Finance (Consol)	9.09%	8.65%	0.44%	8.93%	0.15%
- IIFL Finance Standalone	9.10%	9.05%	0.05%	9.21%	(0.11%)
- IIFL Home Finance	8.75%	8.00%	0.75%	8.30%	0.45%
- IIFL Samasta Finance	10.45%	9.71%	0.74%	10.26%	0.19%

Borrowings (₹ Cr)	Q1FY24	Q1FY23	YoY %	Q4FY23	QoQ %
IIFL Finance (Consol)	38,486	34,765	11%	39,604	(3%)
- IIFL Finance Standalone	16,822	15,351	10%	17,380	(3%)
- IIFL Home Finance	14,387	14,347	0%	14,953	(4%)
- IIFL Samasta Finance	7,277	5,067	44%	7,271	0%

- IIFL Finance: **AA/Stable** by CRISIL, ICRA, CARE and **A1+** by CRISIL, ICRA
- IIFL Home Finance: **AA/Stable** by CRISIL, ICRA, CARE and **A1+** by CRISIL, ICRA
- IIFL Samasta Finance: **AA-/Stable** by CRISIL and **A1+** by CRISIL, ICRA

Key business metrics

Loan AUM growth

Portfolio yield

Cost of borrowing

Asset quality

Profitability

Capital & gearing

Liquidity

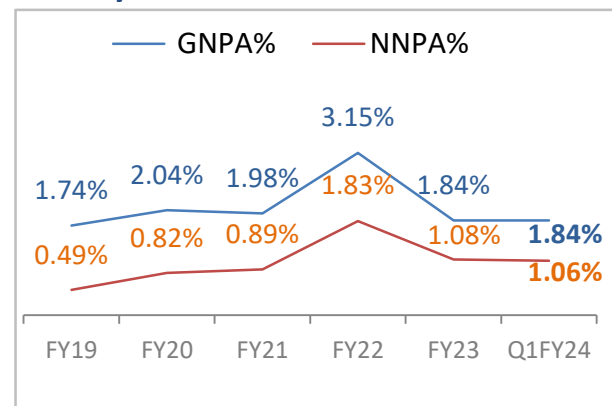
Key business metric – Asset quality

Non performing assets have consistently been lower than the peer group through cycles

Latest quarter

GNPA %	Q1FY24	Q1FY23	YoY %	Q4FY23	QoQ %
Home Loan	1.95%	2.41%	(0.46%)	1.92%	0.03%
Gold Loan	0.82%	0.88%	(0.06%)	0.80%	0.02%
Loan against property	2.72%	4.97%	(2.25%)	2.90%	(0.18%)
Digital Loan	3.38%	5.56%	(2.18%)	3.63%	(0.24%)
Microfinance	2.11%	3.66%	(1.55%)	2.12%	(0.02%)
Core Business	1.97%	2.81%	(0.83%)	1.97%	0.00%
CRE	0.38%	0.20%	0.18%	0.39%	(0.01%)
Capital Market	0.00%	0.00%	-	0.00%	-
Total	1.84%	2.58%	(0.73%)	1.84%	0.00%

Last 5 years



➤ Provision coverage at **159%**

Stage-wise break up

Loan book (₹ Cr)	0 dpd	1-30 dpd	31-90 dpd	90+ dpd	Total	Provision %			Provision	
	Stage 1		Stage 2	Stage 3		Stage 1	Stage 2	Stage 3	As per RBI	As per ECL
Home Loans	89.9%	4.2%	4.0%	2.0%	13,738	1.0%	9.5%	28.8%	107	264
Gold Loans	87.4%	5.8%	6.0%	0.8%	7,991	0.7%	0.8%	15.8%	44	68
Loan agst. Property	80.1%	8.0%	9.1%	2.7%	5,197	1.3%	12.5%	23.1%	57	151
Digital Loan	90.5%	2.9%	3.1%	3.4%	3,182	4.7%	16.5%	69.3%	29	231
Microfinance	95.9%	0.7%	1.3%	2.1%	8,199	1.6%	4.4%	71.1%	114	255
CRE	94.8%	0.0%	4.8%	0.4%	2,732	8.5%	13.8%	67.7%	41	246
Capital Market	90.5%	9.1%	0.4%	0.0%	477	0.4%	1.9%	0.0%	2	2
Total	89.7%	4.0%	4.4%	1.8%	41,515	1.9%	8.4%	42.4%	395	1,217

Key business metrics

Loan AUM growth

Portfolio yield

Cost of borrowing

Asset quality

Profitability

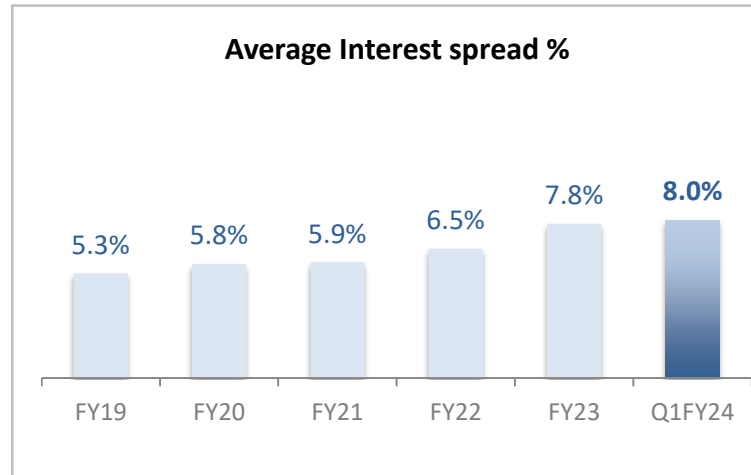
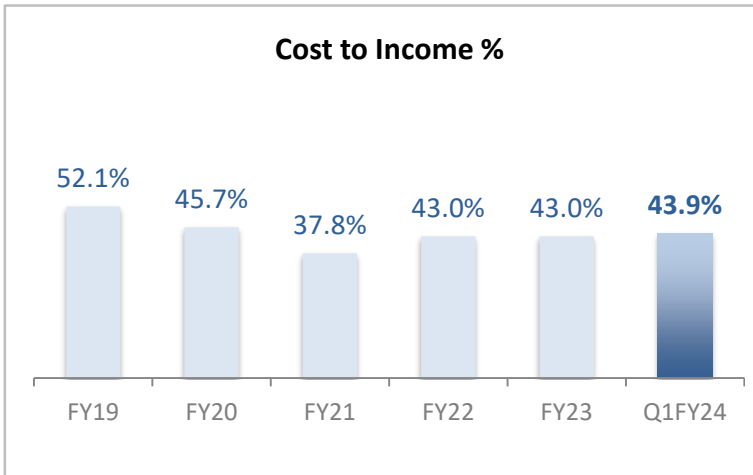
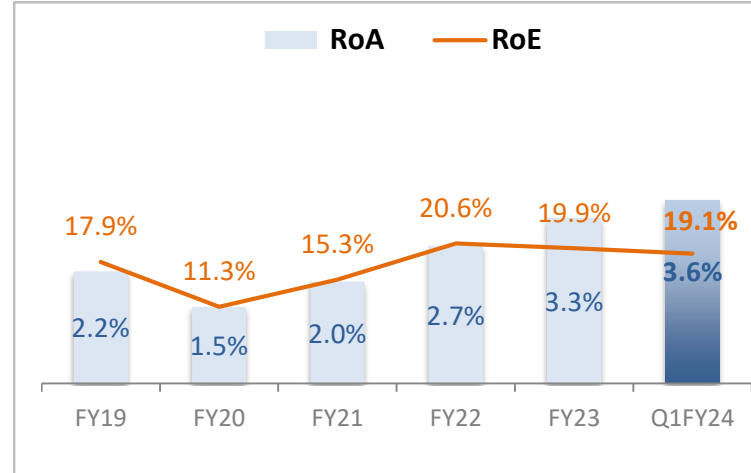
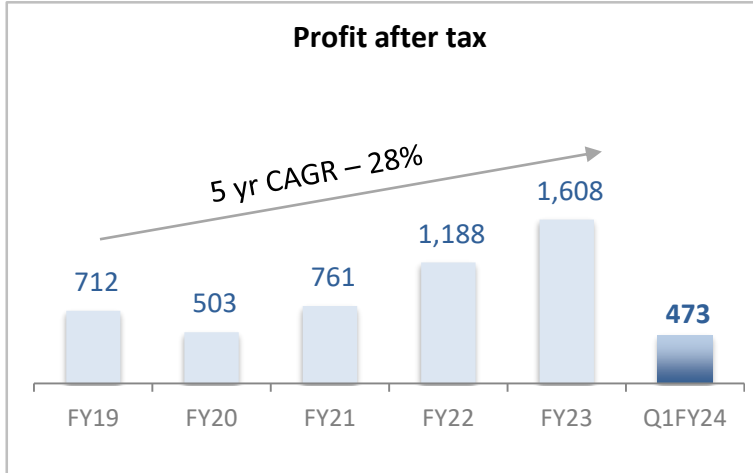
Capital & gearing

Liquidity

Key business metric – Profitability

Net profit has grown at CAGR of 28%, despite covid & liquidity squeeze periods

Last 5 years



Key business metrics

Loan AUM growth

Portfolio yield

Cost of borrowing

Asset quality

Profitability

Capital & gearing

Liquidity

Note:

1. Excluding fair value changes. Previous period/year figures have been regrouped/ reclassified to make them comparable with those of current period.
2. Abbreviations used –PPOP: Pre-provision operating profit, NCI: non-controlling interest, ROA: Return on Asset
3. FY19 profits included ₹105 cr non- recurring gain on sale of CV business ; FY20 profits were impacted by Covid provisions

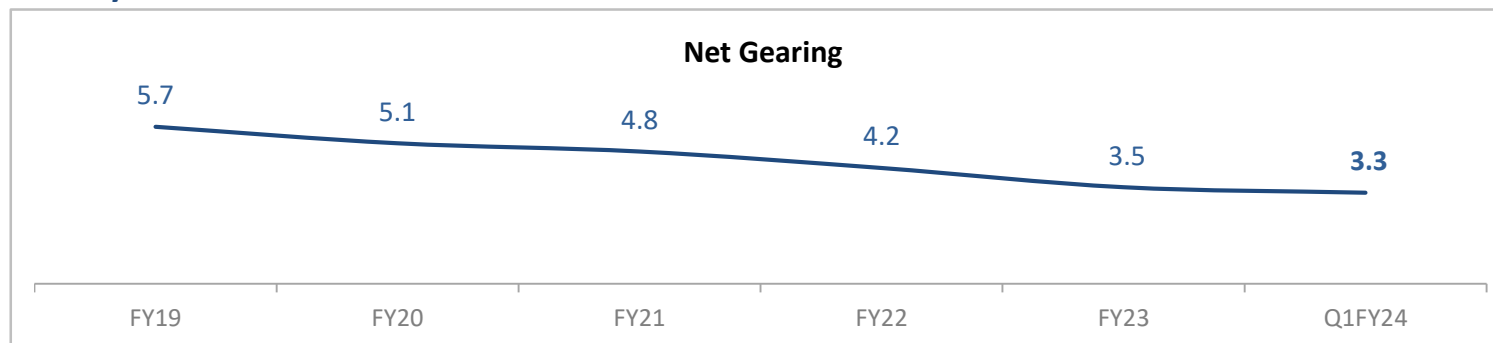
Key business metric – Capital & gearing

Robust financials with capital adequacy at over 20% and net gearing at 3.3x

Latest quarter

(₹ Cr)	Q1FY24	Q1FY23	YoY %	Q4FY23	QoQ %
Networth (Excl. Minority)	9,134	6,616	38%	8,790	4%
CRAR %					
IIFL Finance (Standalone)	20.6%	22.8%	(2.1%)	20.4%	0.3%
- Tier 1	13.0%	15.2%	(2.1%)	12.8%	0.3%
- Tier 2	7.6%	7.6%	0.1%	7.5%	0.1%
IIFL Home Finance	51.2%	30.6%	20.6%	47.3%	4.0%
- Tier 1	42.9%	21.5%	21.4%	39.2%	3.8%
- Tier 2	8.3%	9.1%	(0.8%)	8.1%	0.2%
IIFL Samasta Finance	20.0%	17.6%	2.4%	17.1%	2.5%
- Tier 1	14.0%	16.0%	(2.0%)	13.5%	0.5%
- Tier 2	6.0%	1.6%	4.4%	3.6%	2.3%

Last 5 years



Key business metrics

Loan AUM growth

Portfolio yield

Cost of borrowing

Asset quality

Profitability

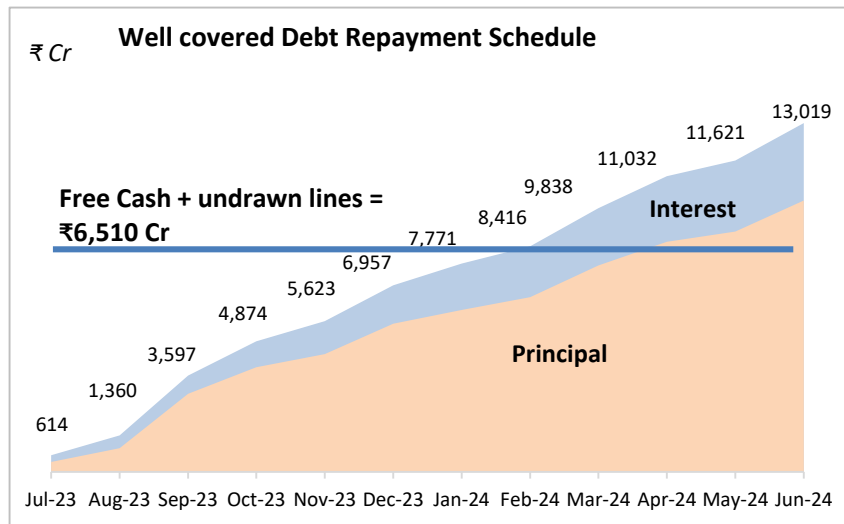
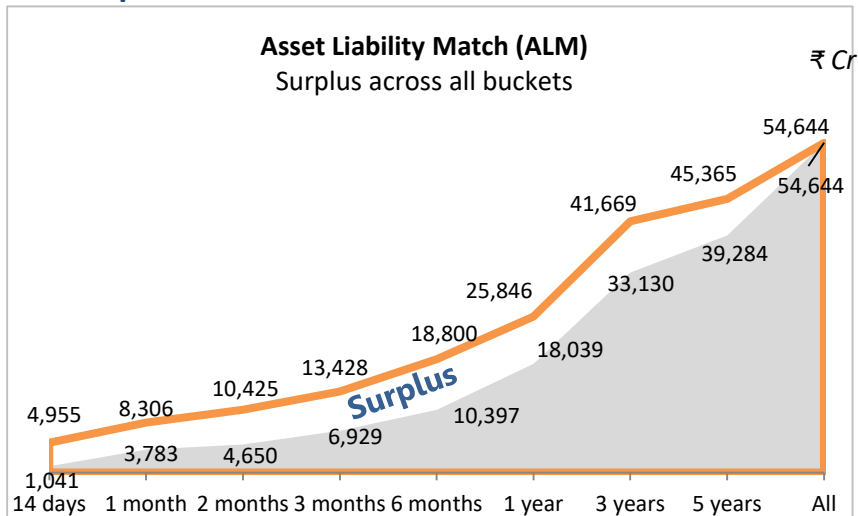
Capital & gearing

Liquidity

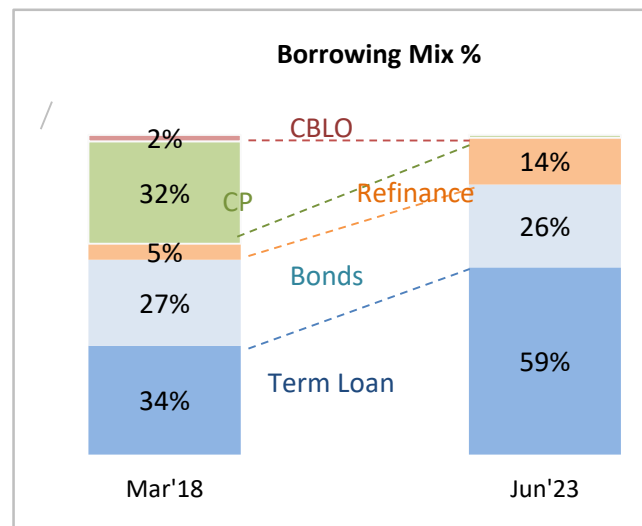
Key business metric – Liquidity

Well covered to not only meet obligations but sustain growth as well

Latest quarter



Last 5 years



Key business metrics

Loan AUM growth

Portfolio yield

Cost of borrowing

Asset quality

Profitability

Capital & gearing

Liquidity

Financial Performance Q1FY24	3 – 6
Key Business Metrics	8 – 14
Business Segments Overview	16 – 31
Corporate, Strategy and Others	33 – 42
Financials of the Subsidiaries	44 – 54
Link to download databook	55

INDUSTRY OVERVIEW

- Housing shortage (EWS/LIG): 9.5 Cr units
- EWS/LIG account for 95% of potential demand in the housing space
- Low mortgage penetration
- Growing migration to urban centres
- Rise of nuclear households
- Affordability at all time high



TOTAL ADDRESSABLE MARKET & DEMAND DRIVERS

Current market: ₹21Tn
Potential market: ₹23.7Tn

IIFL's RIGHT TO WIN

LEADING HFC IN AFFORDABLE HOUSING SPACE

- Strong player in the sub ₹20L loan ticket size category
- Network of 397 home loan branches to focus on expansion in tier 2/3/4 towns
- 100% PSL retail book builds ever increasing demand for asset buying from banks



OPERATING MODEL

- Manpower intensive and small tickets makes operating cost high
- Risk of credit cost since profile is new to credit and untested for credit behaviour
- Challenges to scale due to regional variations and lack of formal data sources

AFFORDABLE LENDING EXPERTISE COMBINED WITH STRONG PHYGITAL INFRASTRUCTURE

- Technology led phygital infrastructure in place
- Cost efficiencies emanates from lean org construct & centralized operations
- Decisioning through analytics
- Controls through in-house sales and support teams



SOCIAL & SUSTAINABLE HOUSING

- Refinancing at competitive interest rate, as part of the SUNREF - Affordable Green Housing India programme by NHB – refinanced ₹344 Cr in FY22
- Financial assistance at concessional rates from SIDBI for green rating buildings
- Lower likelihood of default among green home buyers due to energy savings of 20-30%

LEADING THROUGH INDUSTRY FIRST INITIATIVES TRANSLATING INTO LOWER COST OF BORROWING

- **Green Value Partner:** Project life-cycle assistance to developers in obtaining green building certification
- **Kutumb:** Knowledge platform, bringing together all stakeholders to promote green affordable housing
- **Green Home Loans:** Discounted rates for homes certified by either IGBC or GRIHA
- Secured \$50 Mn funding from DFC, USA

Home loan – Product overview

Small loans for affordable homes, in small towns and suburbs of metros

- ✓ Primary focus on **affordable** and non-metro customers
- ✓ **85%** of home loans under **Priority Sector Lending** category
- ✓ Focus is on first time home buyers
- ✓ **99% home loans** are on-boarded and decisioned through **digital platform**

Onboarding Average Ticket Size (Q1FY24)

₹14 Lakhs

Tenor

up to 20 years

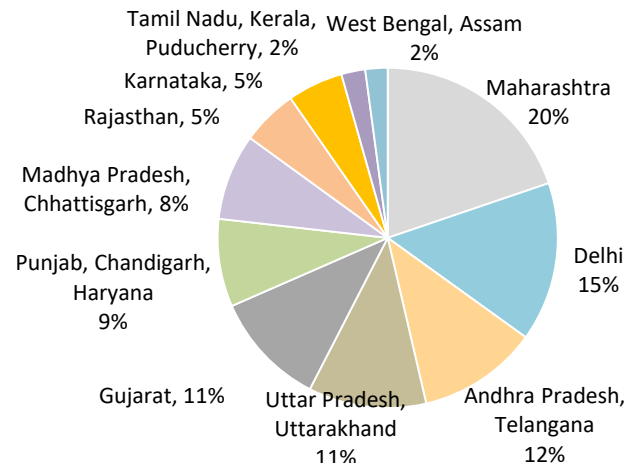
Loan to Value

72%

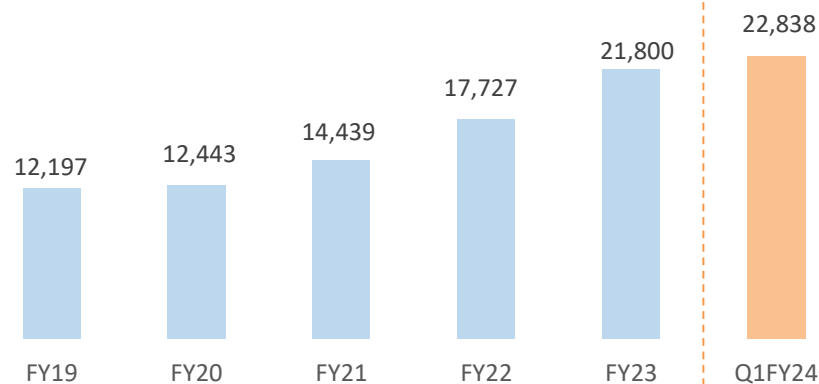
Salaried / Self employed

65% / 35%

Distribution of AUM as at June 30,2023 (₹ Cr)

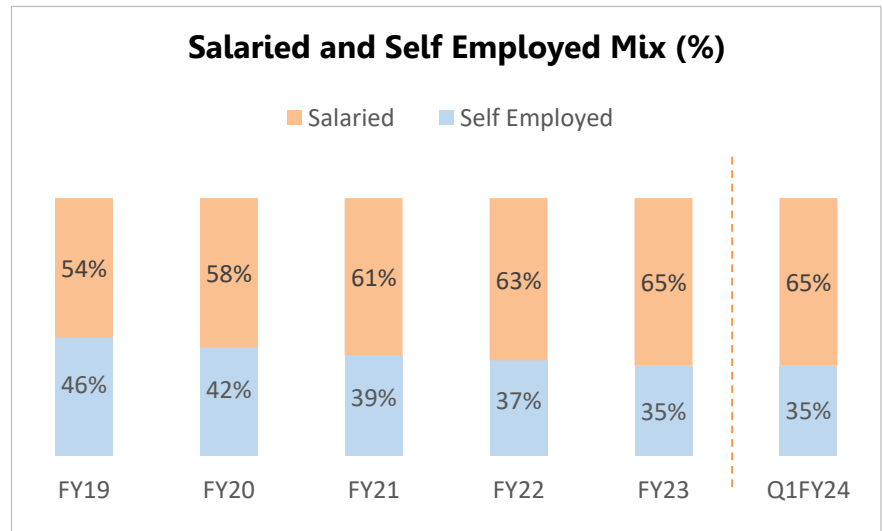
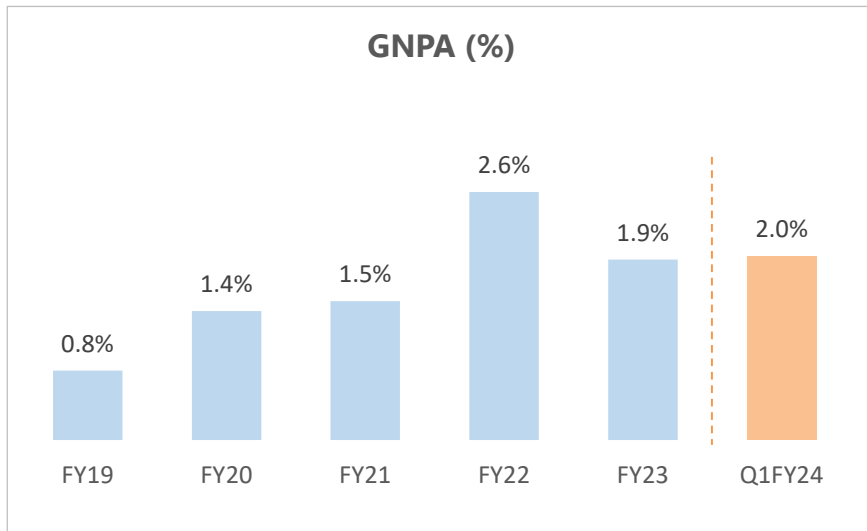
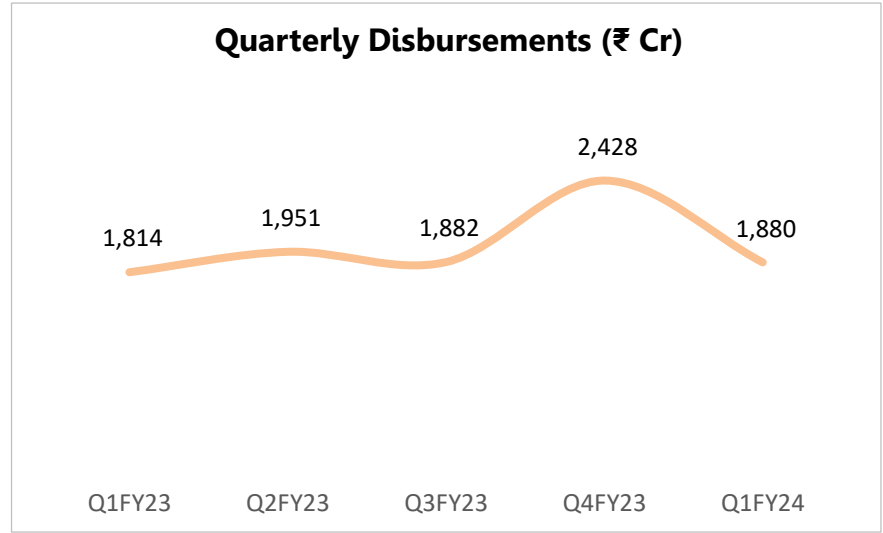
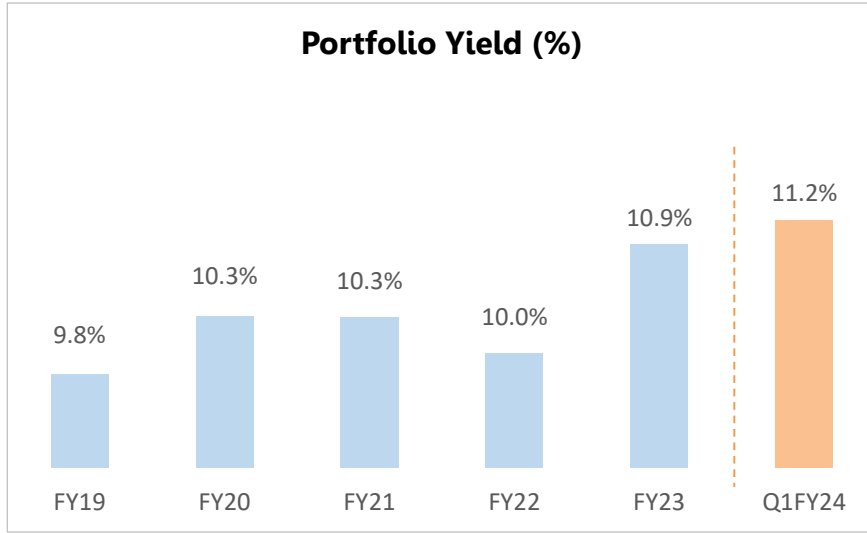


Asset Under Management (₹ Cr)



Home loan – financial overview

Improving yields and stable asset quality



INDUSTRY OVERVIEW

IIFL's RIGHT TO WIN

- 64 Mn MSMEs in India with only 14% having access to credit
- 40% have been denied credit due to lack of collateral
- Self employed pucca households: 4.4 Cr units



TOTAL ADDRESSABLE MARKET

Current market size
₹2.8Tn

LEADING PLAYER WITH A WELL ESTABLISHED NETWORK

- Leading player in the sub ₹30L secured loan ticket size category
- Network of 397 branches to focus on expansion in tier 2/3/4 towns

- Low contribution of formal funding: Of the total MSME credit demand of 69.3Tn, only 30% demand is met with less than 15% are met through formal sources of fund
- Government support to MSME sector to enhance exports and increase localization



DEMAND DRIVERS

Potential market size
₹3.1Tn

SMALL BUSINESS LENDING EXPERTISE COMBINED WITH STRONG PHYGITAL INFRASTRUCTURE

- Technology led phygital infrastructure in place
- Controls through in-house sales and support teams

- Manpower intensive and small tickets makes operating cost high
- Risk of credit cost since profile is new to credit and untested for credit behaviour
- Challenges to scale due to regional variations and lack of formal data sources



OPERATING MODEL

SCALABLE COST EFFICIENT BUSINESS MODEL

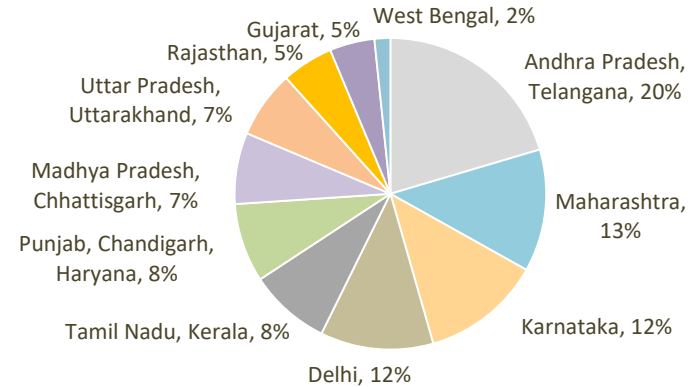
- With already expanded foot print, group synergies can be leveraged
- Low cost to income driven by technology & hub spoke operating model
- Strong in-house data analytics capability

Loan Against Property (LAP) – product overview

Focus on digital lending to MSME sector and individuals

- ✓ For secured business loans **against residential, commercial and industrial property**
- ✓ End use is for business expansion or personal needs
- ✓ Focus on balancing prudent credit underwriting with instant in-principle decision
- ✓ Customer segment with informal source of income or informal property type

Distribution of AUM as at June 30,2023 (₹ Cr)



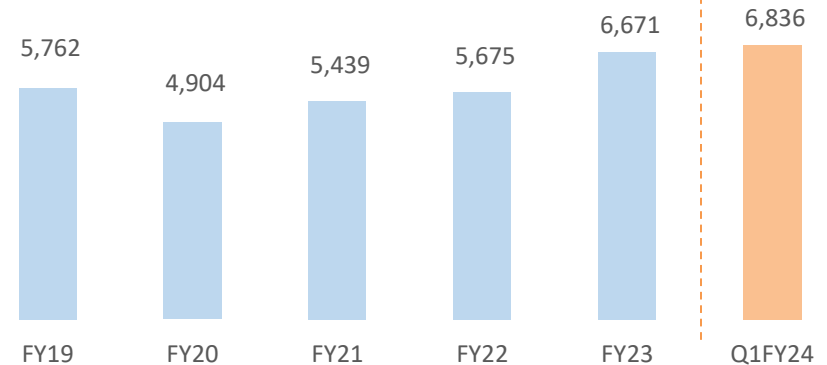
Active Customer Count
0.8 Lakhs

Tenor
up to 12 years

Customer Addition (Q1FY24)
0.09 Lakhs

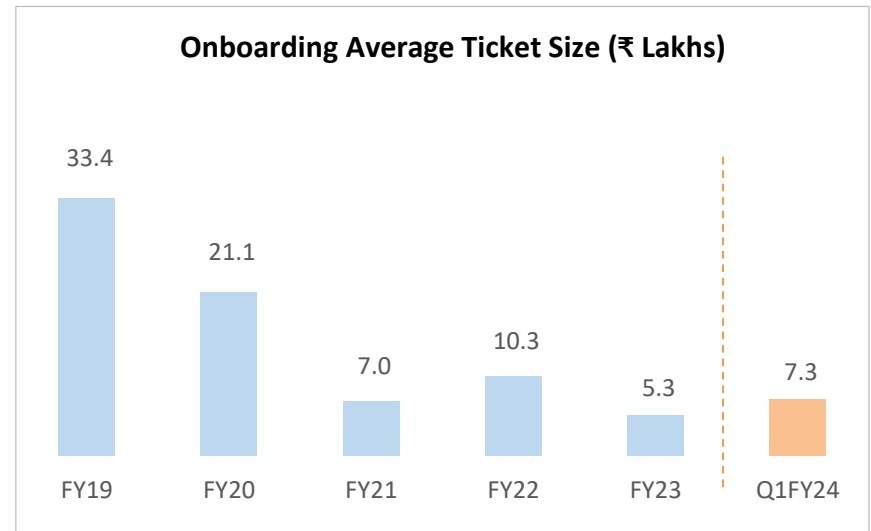
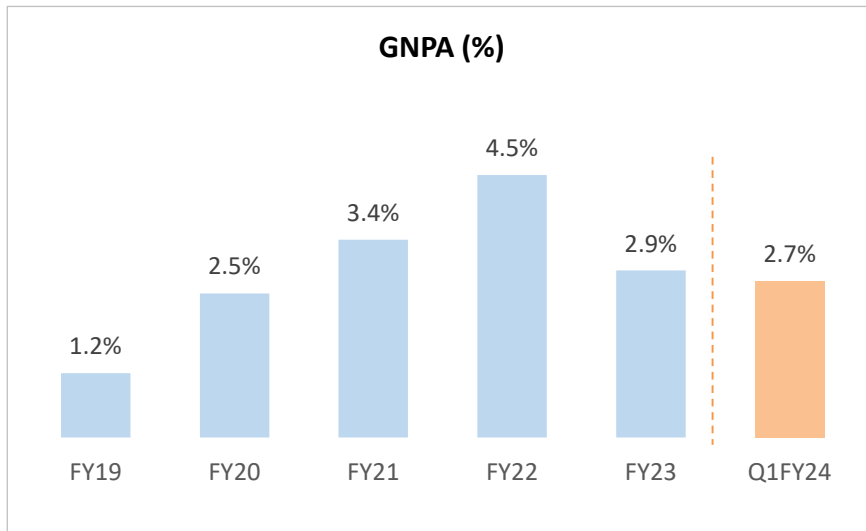
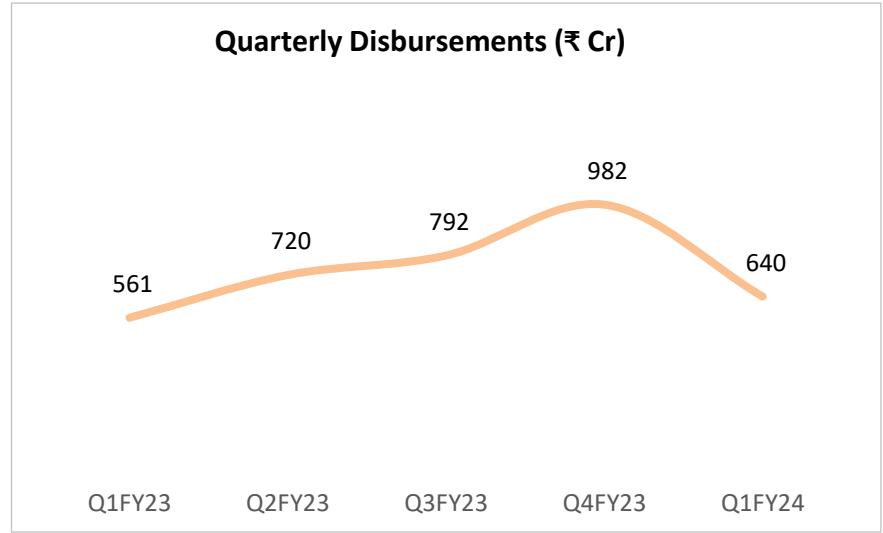
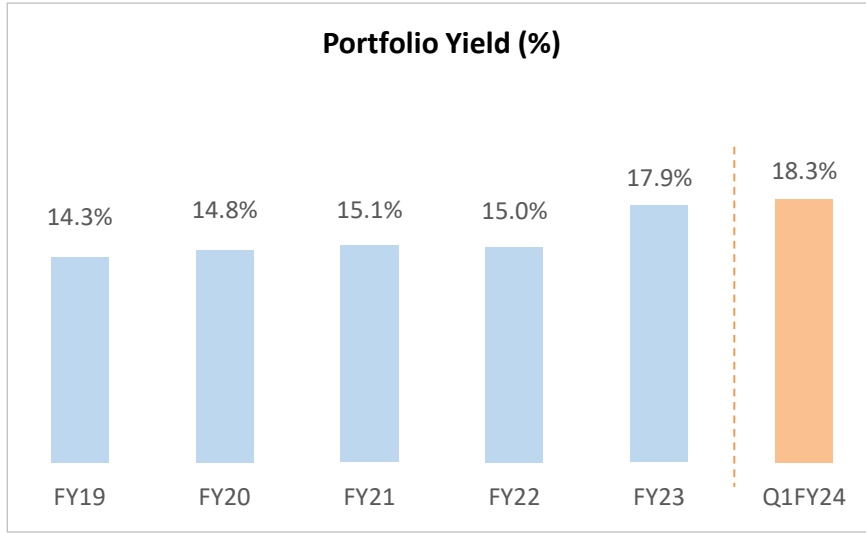
Onboarding Average Ticket Size (Q1FY24)
₹7.3 Lakhs

Asset Under Management (₹ in Cr)



Loan Against Property (LAP) – financial overview

Improving yields and asset quality; disbursements turning granular



INDUSTRY OVERVIEW

IIFL's RIGHT TO WIN

- Of the 64 Mn MSMEs, only 14% have access to credit
- MSME credit as of Q2 FY23 was ₹22.9 Tn
- Micro loans to small businesses (< ₹10L) contributes to 5% of credit to the MSMEs growing the highest at 20% YoY



TOTAL ADDRESSABLE MARKET

FY23E Industry AUM
₹1.2Tn

EXPANDING REACH DIGITALLY

- 100% digital journey enabled through Account Aggregator, o-KYC, e-KYC & c-KYC, OCR checks to limit the need of physical in-hand document
- First to launch an end-to-end loan to disbursement journey on Whatsapp with digital fraud checks and verification

- 50% new originations in micro segment (< ₹1Cr) contributed by NTC borrowers emphasizing the importance of alternate data sources for effective lending
- Formalization of MSMEs and adoption of platform based lending services
- Credit guarantee funds (CGTMFU, CGTMSE) aimed at increasing access to credit to micro units



DEMAND DRIVERS

Potential market size
₹1.4Tn by FY24

PARTNERSHIP LED MODEL TO GROW AND SERVE CUSTOMERS EFFICIENTLY

- Partnership with multiple technology, fintech and large ecosystem players to ensure strategic fitment for scale and best-in-class experience to customers
- Alternate data based scorecard and fraud detection engines in place

- Slew of measures by RBI intended towards fortifying the digital ecosystem
- India Stack (Aadhaar, UPI, Account Aggregator, OCEN) form the biggest enabler
- 1.1bn accounts linked on the Account Aggregator network; Twelve banks live
- OCEN network will enable flow of credit between borrowers, distributors and lenders



EVOLVING LANDSCAPE

AT THE FOREFRONT OF INNOVATION

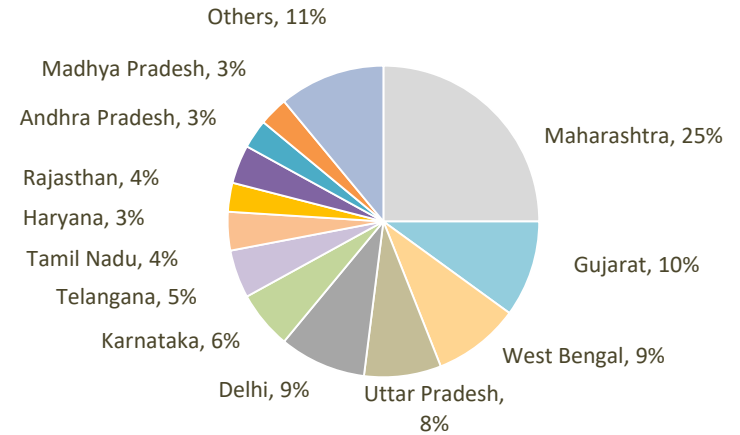
- Huge investments in technology to quickly align with new regulatory frameworks and public digital infrastructure

Digital loan – product overview

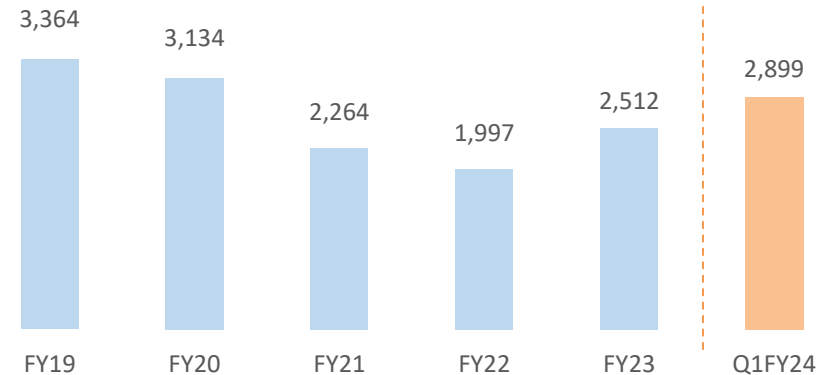
Focus on digital lending to MSME sector and individuals

- ✓ For business loans **backed by cash flows**
- ✓ Focus on balancing prudent credit underwriting with instant in-principle decision and **automated disbursements** based on analytical scorecards
- ✓ **Partnerships with leading fintechs** for sourcing leads

Distribution of AUM as at June 30, 2023 (₹ Cr)



Asset Under Management (₹ in Cr)



Active Customer Count
3.9 lakhs

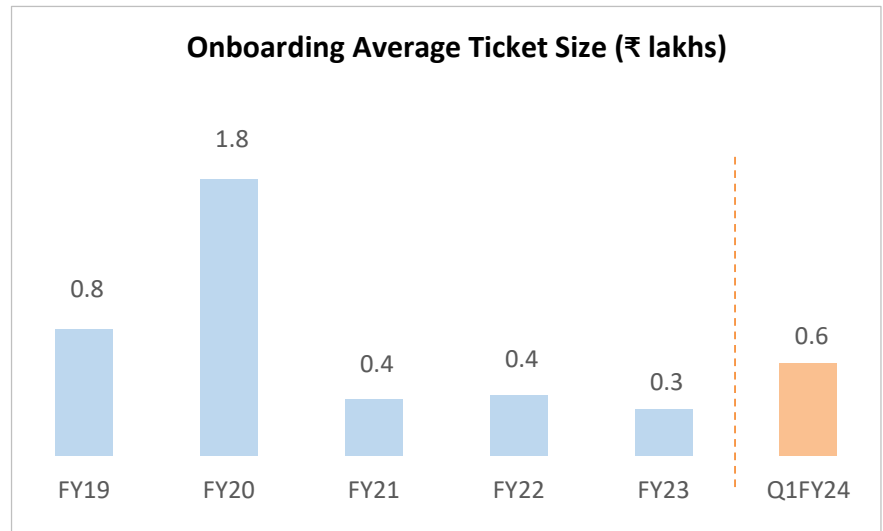
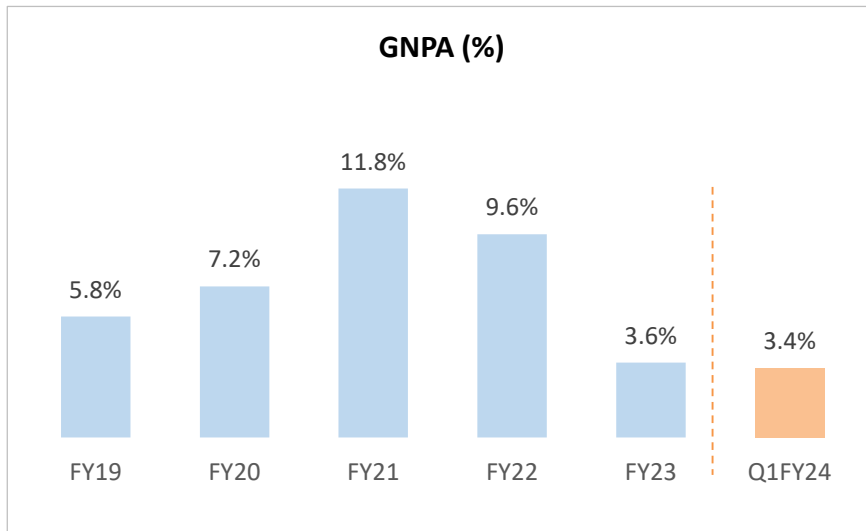
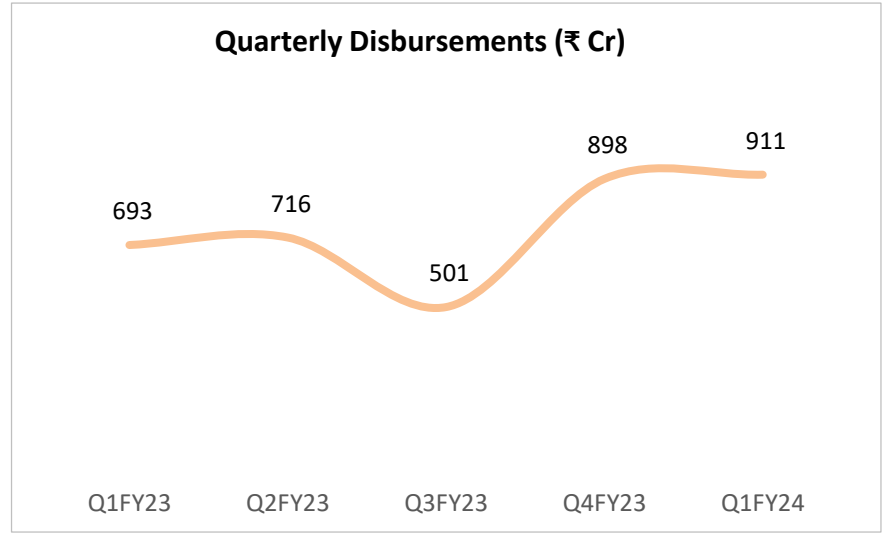
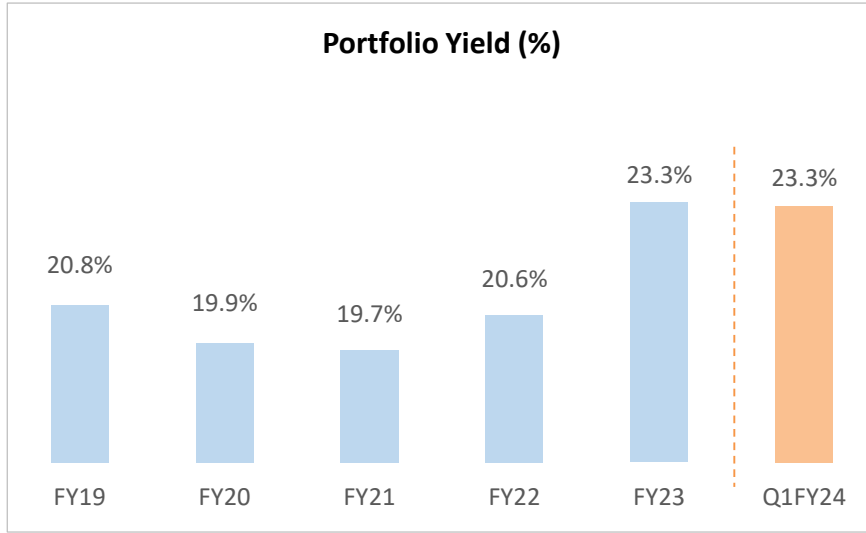
Tenor
up to 5 years

Customer Addition (Q1FY24)
1.2 lakhs

Onboarding Average Ticket Size (Q1FY24)
₹0.6 lakhs

Digital Loan – financial overview

Improving yields and asset quality and disbursals



INDUSTRY OVERVIEW

IIFL's RIGHT TO WIN

- Gold holdings in India: **28,000 tonnes**
- % holdings in form of jewellery: **65%**
- Organized market: **35%**



TOTAL ADDRESSABLE MARKET

FY23E Industry AUM
₹5.7Tn (NBFC – 25%)

LARGE BRANCH NETWORK BUILT ON CUSTOMER FOCUS

- Among top 2 NBFCs in the country in gold loans segment, having grown at a CAGR of 39% over FY19-FY23
- Over 2,690 dedicated gold loan branches spread across 25 states/UT, manned by ~15,000 own employees
- Innovations in product, security, audit and risk controls

- Gold prices expected to rise by **2-3%** in FY24
- Increase in demand with MSMEs constituting major customer share
- Shift from unorganized to organized players
- Zero risk weight asset for banks



DEMAND DRIVERS

Potential market size
₹6.2Tn by FY24

IMPROVEMENTS IN CUSTOMER SERVICE, PRODUCTIVITY AND VISIBILITY

- Asset light model enables growth via internal accruals
- Continued focus on enriching customer experience through digital initiatives
- Achieving scale for new branches and driving productivity improvements of older branches
- Aggressive investments in brand visibility and recall

- Gold loan NBFCs are primarily single product branches focused on TAT and customer experience to drive business



RETAIL FRANCHISE POTENTIAL

ABILITY TO LEVERAGE WIDESPREAD RETAIL NETWORK FOR CROSS-SELL

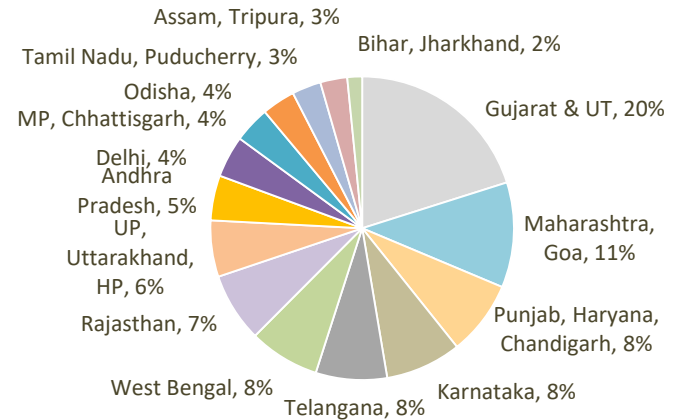
- Large customer base of over 56L and with ~70% repeat customers, connect with the customer is high
- Digital innovations for other products within the group provides ability to drive cross-sell without putting much strain on the retail branch network

Gold loans – product overview

Secured low-risk short term loans to neighborhood customers

- ✓ In-house loan origination through **growing network of branches** and increasing use of digital technology
- ✓ Strong **emphasis on collections** and resolution resulting in negligible losses

Distribution of AUM as at June 30,2023 (₹ Cr)



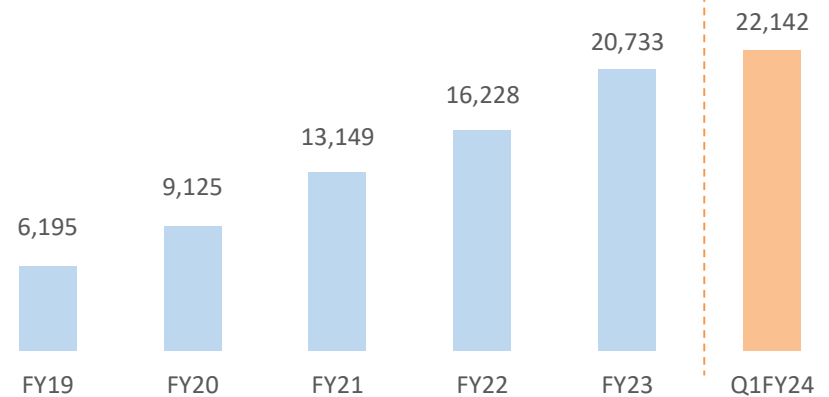
Tenor
~2 years

Footprint
1,474 towns/cities

Onboarding Average Ticket Size (Q1FY24)
₹69 thousand

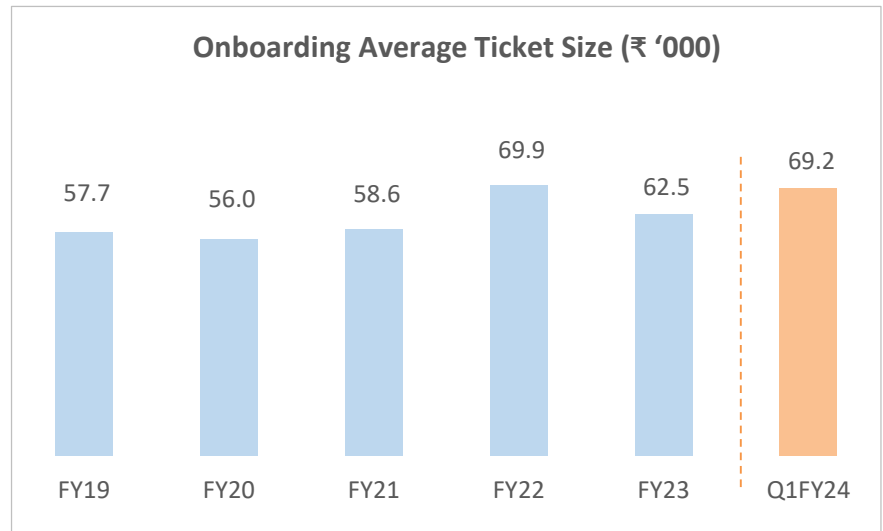
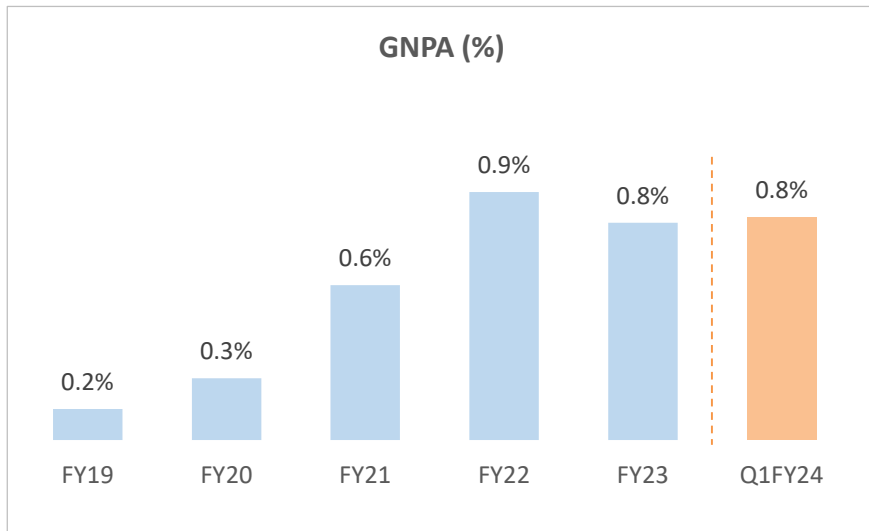
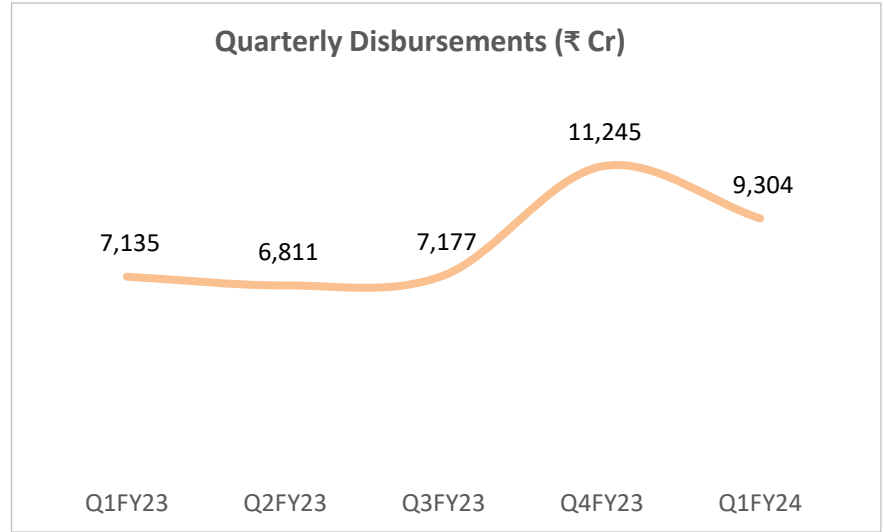
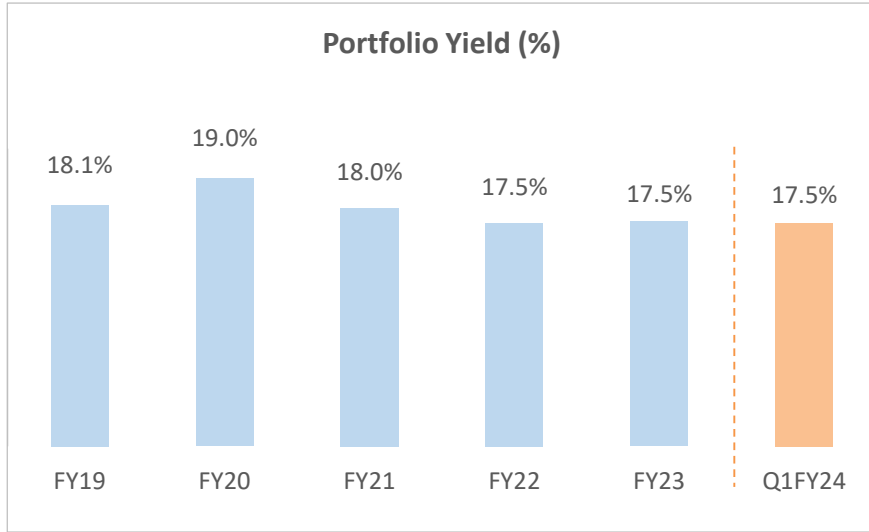
Onboarding LTV% (Q1FY24)
~67%

Asset Under Management (₹ Cr)



Gold loans – financial overview

Stable yields and asset quality



INDUSTRY OVERVIEW

- Potential Households in eligible income category (HHs): 20.32 mn
- MFI Outreach: 28.5%
- Average loan o/s per borrower (ATS): ~₹49k
- Districts covered by MFIs: 633

(As of Mar'22)



TOTAL ADDRESSABLE MARKET

Current Industry AUM
₹2.85Tn

IIFL's RIGHT TO WIN

ESTABLISHED BASE AND CONSISTENT TRACK RECORD

- Major microfinance player with diversified geo presence
- Among top 2 NBFC-MFIs in the country
- Stable asset quality maintained through multiple cycles in the last 15 years
- Profitable and dividend paying

FY26 Estimate	Conservative	Optimistic
Potential HHs	20.48 mn	20.48 mn
Increase in ATS	10.7%	20%
Demand	₹17 Tn	₹24.6 Tn
MFI Outreach	32%	50%
MFI industry o/s	₹5.4 Tn	₹12.3 Tn

- Conservative estimate assumes growth at last 3 year CAGR that includes muted Covid period
- Avg ticket size to increase with borrower vintage and inflation



DEMAND DRIVERS

Potential MFI market
₹5.4 to 12.3Tn
(by FY26)

WIDESPREAD REACH & STRONG DIGITAL CAPABILITIES

- 1,352 branches in 363 districts (> 50% of overall microfinance presence) across 21 states and union territories
- Grown at a 5 year CAGR of 66% built over a robust digital infrastructure for customer selection, field monitoring, tracking and controls to ensure scale and asset quality

- MFI Industry currently focuses on micro-credit to borrowers
- Extending other financial services apart from credit to play a major role in boosting economy and creating a lasting social impact
- MFIs, with their reach in deep rural pockets, are ideal vehicles for facilitating such services



MICROFINANCE POTENTIAL ROLES

ABILITY TO LEVERAGE GROUP EXPERTISE FOR CROSS-SELL

- 15% of IIFL Samasta's AUM constitutes non-MFI credit
- Ability to serve entire financial needs of customers by leveraging the group's expertise and bouquet of products

Microfinance loans – product overview

Focus on self employed, low income women groups for micro business

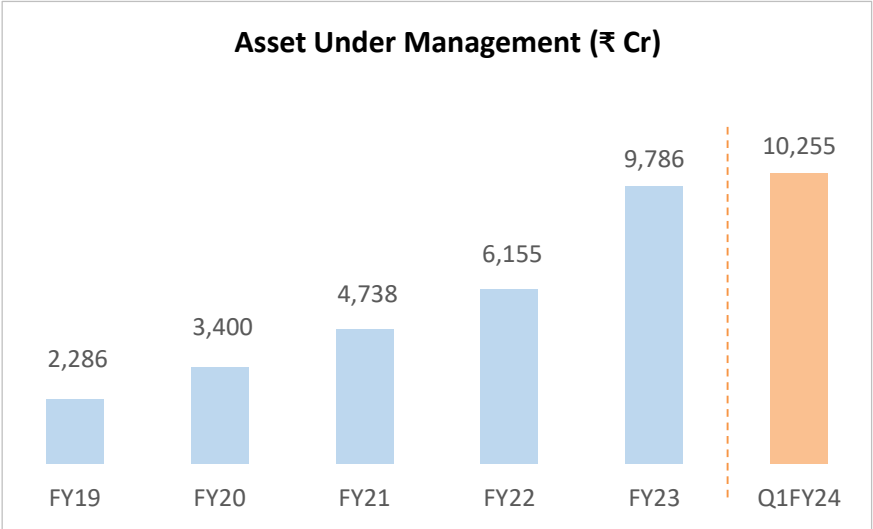
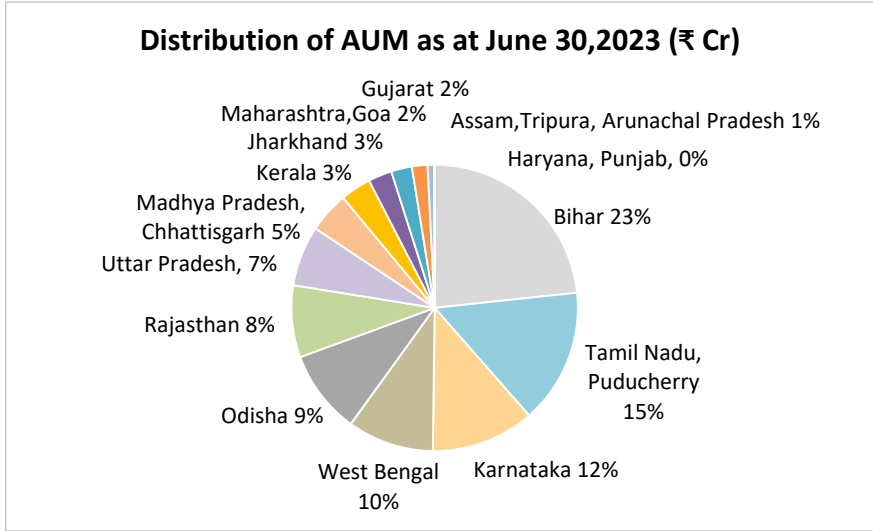
- ✓ **Small-ticket loans** for purpose of income generation activities
- ✓ Target segment is **rural** and **semi-urban self-employed women** in joint liability groups
- ✓ Strong emphasis on **training and awareness of all customers** detailing end use of funds, timely repayment and emphasis on joint liability

Active Customers
24.1 Lakhs

Tenor
~2 years

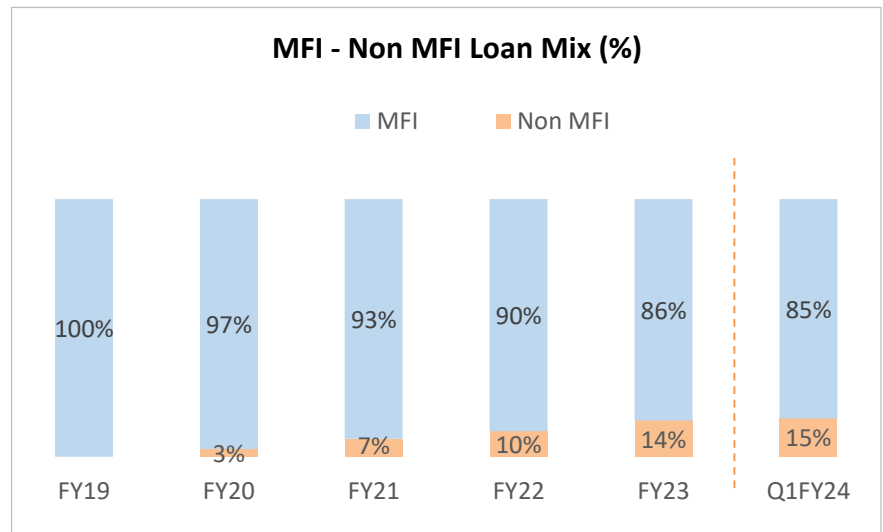
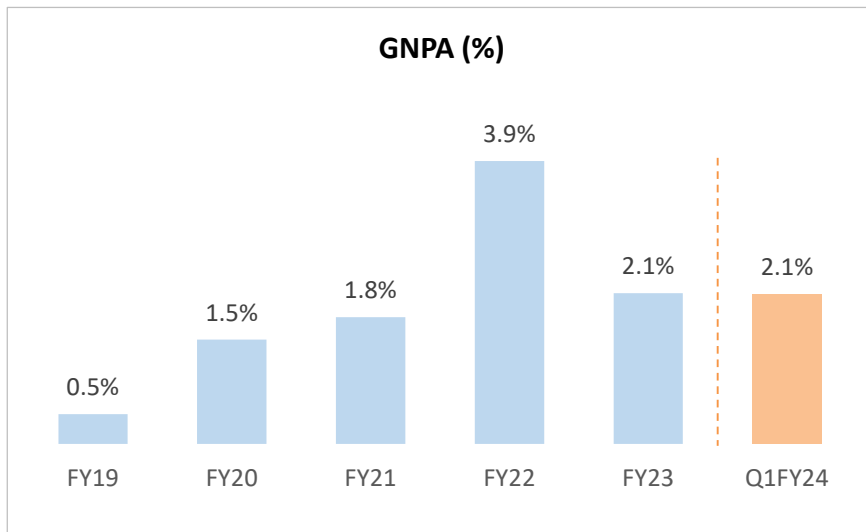
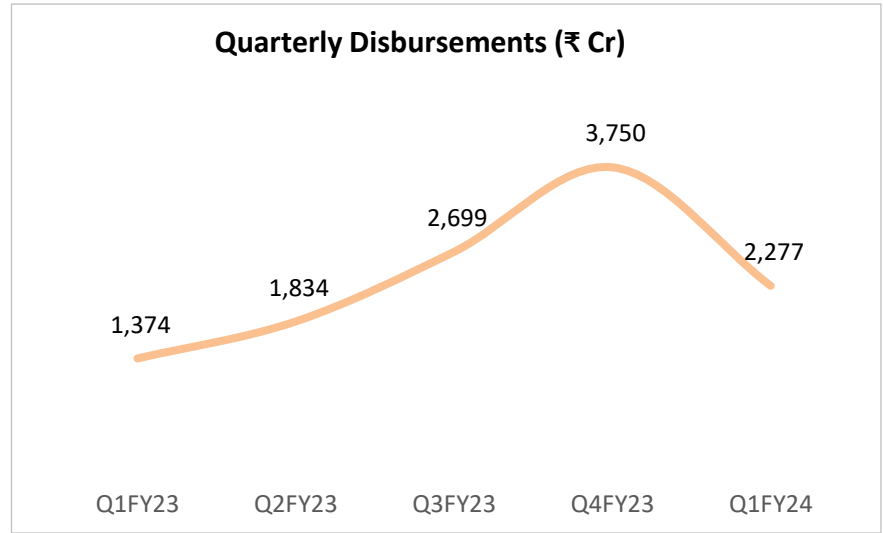
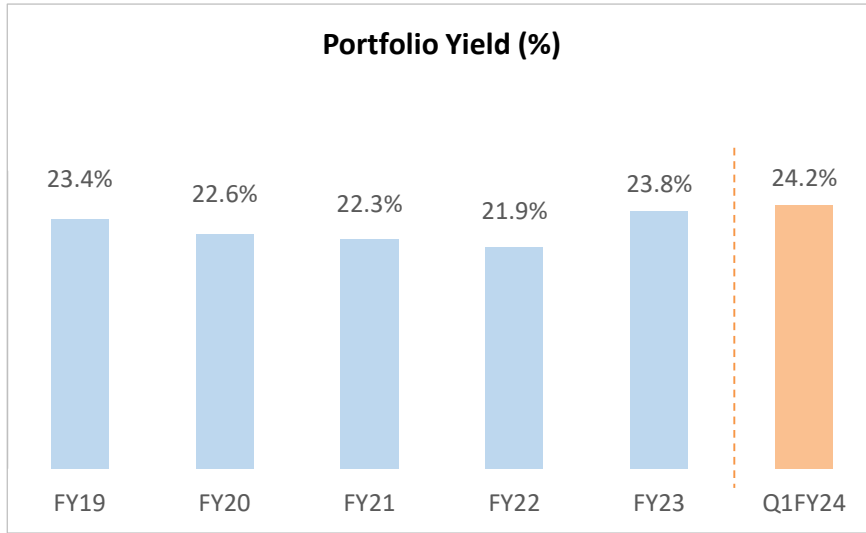
100%
Credit linked insurance

States & UT / Districts
21 / 363



Microfinance loans – financial overview

Improving yields and asset quality; disbursals picking up

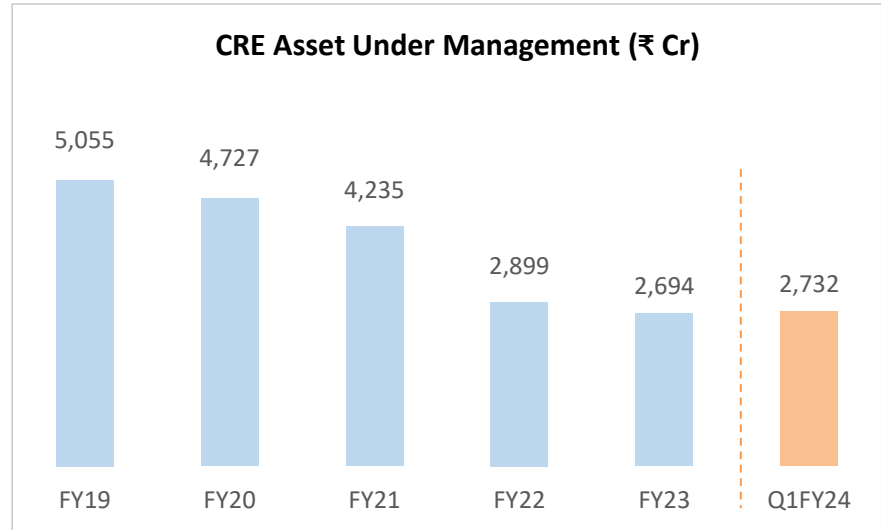


Construction Real Estate (CRE) & Capital Market

Not core but businesses synergistic to Group's core businesses

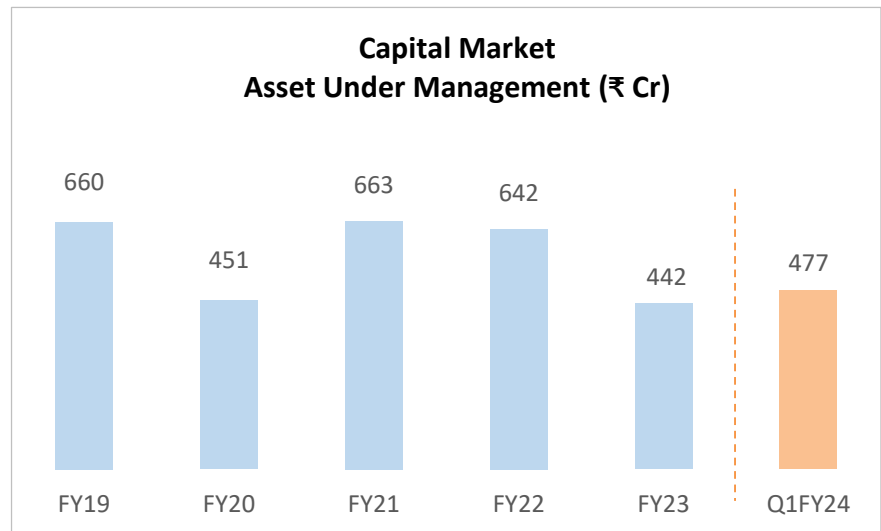
Construction and Real Estate (CRE)

- IIFL Finance will continue to provide funding for completion of its already funded projects, with appropriate internal approvals and in compliance with RBI guidelines
- IIFL Finance subsidiary HFC provides funding for LAP (Loan against Property) and CF (Construction Finance) the way large established HFCs also do.



Capital market

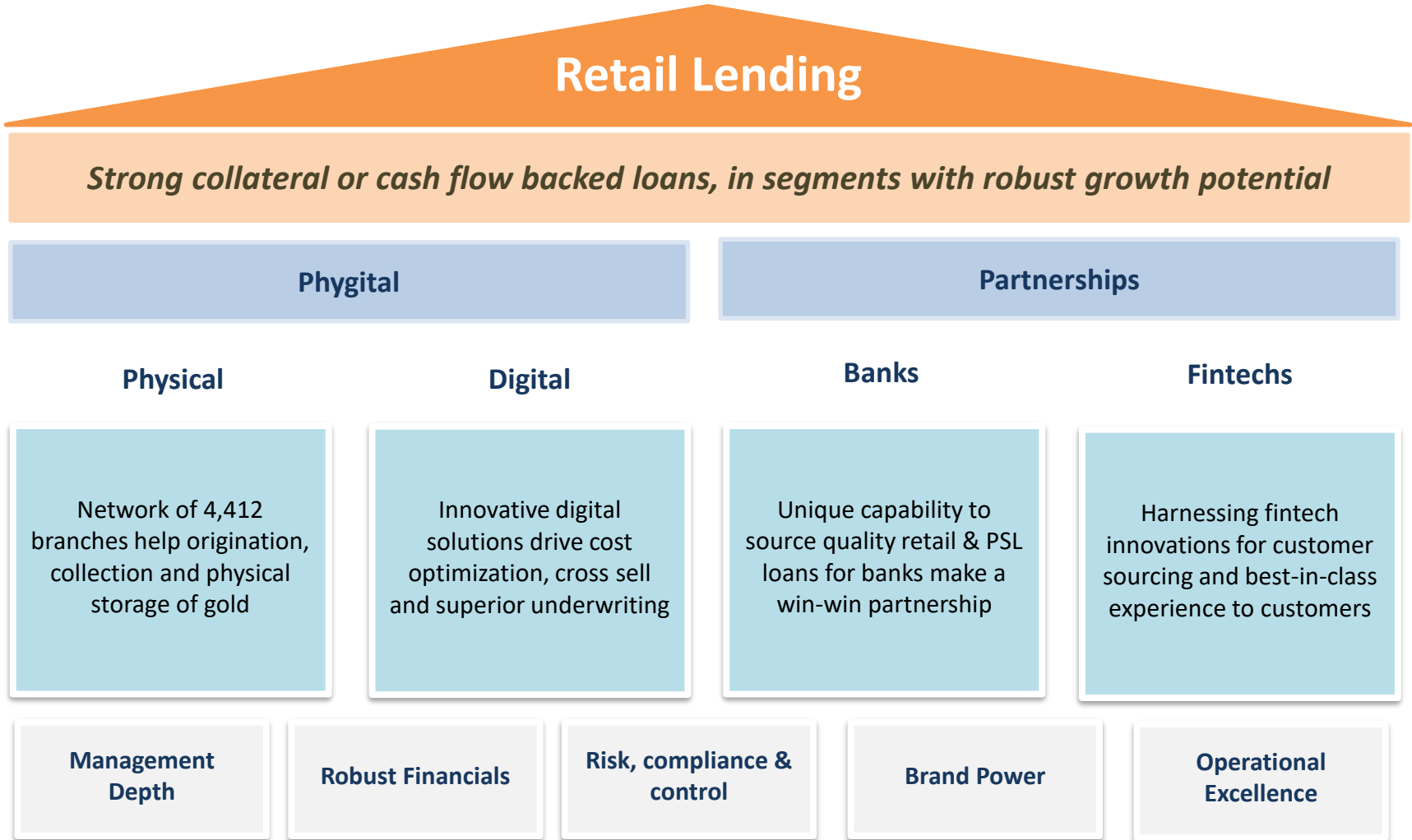
- The Loan Against Shares and capital market portfolio is not core focus for growth but synergistic with group businesses. The strategy is to restrict to clients of group companies, thereby minimising operating cost and with strict risk control of the lending portfolio.




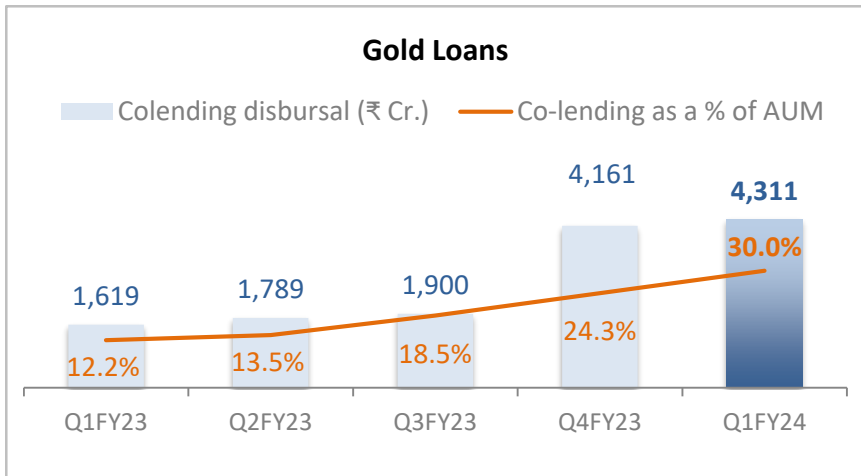
Financial Performance Q1FY24	3 – 6
Key Business Metrics	8 – 14
Business Segments Overview	16 – 31
Corporate, Strategy and Others	33 – 42
Financials of the Subsidiaries	44 – 54
Link to download databook	55

Uniquely placed to dominate non banking retail lending


Our business is built on Phygital and Partnership model



Our partnerships with banks for co-lending, co-origination and business correspondence..



Since inception, marquee global investors have reposed faith in our business & management



Shareholding Pattern	% holding
Promoters	24.8
Institutional Investors	54.6
Fairfax	20.9
Capital Group	8.0
Bank Muscat India Fund	3.3
Vanguard	2.9
Ward Ferry	2.0
Max Life Insurance	1.6
Nomura	1.6
Bavaria Industries Group	1.5
DSP MF	1.4
Abakkus	1.4
Public & Others	20.6

As on 30th June, 2023

IIFL Finance – Board of Directors



Nirmal Jain

Managing Director
*MBA, IIM Ahmedabad;
Rank holder CA & Cost accountant*

Founded and led IIFL since 1995
Worked with Unilever for 5 years



R Venkataraman

Joint Managing Director
*MBA, IIM Bangalore;
B-Tech, IIT Kharagpur*

Co-founder of IIFL
Worked with ICICI Bank, Barclays,
GE Capital



A K Purwar

Chairman and Independent
Director
M Com., Allahabad University

Former Chairman, SBI



Chandran Ratnaswami

Non-Executive Director
*MBA, University of Toronto
BE, IIT Madras*

Managing Director, Hamblin Watsa Investment Counsel
Ltd.
Director & CEO, Fairfax India Holdings



V. K. Chopra

Independent Director
Chartered Accountant

Former Whole-Time Member, SEBI
Former Chairman & MD - Corporation Bank and
SIDBI



Nilesh Vikamsey

Independent Director
Chartered Accountant

Senior Partner at Khimji Kunverji & Co; Past
President of The Institute of Chartered
Accountants of India



Geeta Mathur

Independent Director
Chartered Accountant

Co-chair for the India Chapter of Women Corporate
Directors Foundation



Ramakrishnan Subramanian

Independent Director
Chartered Accountant

Sr. Advisor, Operating Partner, Consultant with
PE, VC, FIs and Fintech in India

IIFL Finance



Kapish Jain

Group Chief Financial Officer
Chartered Accountant

Over two decades of experience in the BFSI sector across all areas of Finance, Strategy, Treasury, IR, FP&A and Accounts.

IIFL Home Finance



Monu Ratra

Chief Executive Officer
Qualified architect and MBA

20+ years of experience with HDFC, ICICI Bank and Indiabulls Housing in mortgages.

IIFL Samasta Finance



N Venkatesh

Chief Executive Officer
Strategic leadership Program in microfinance at Harvard

20 years of experience in the financial services sector



Sanjeev Srivastava

Chief Risk Officer
Chartered Accountant

Over 20 years of experience in financial services



Amit Gupta

Chief Financial Officer
Chartered Accountant


20+ years of experience in financial services in accounting, finance, audit & compliance



Anantha Kumar T

Chief Financial Officer
Chartered Accountant

15+ years of varied experience across industries such as financial services, steel, garments and IT



Rupal Jain

Company Secretary & Compliance Officer

10 years of experience in the field of Secretarial, Compliance, Legal.



Abhishikta Munjal

Chief Risk Officer
Chartered Accountant

19 years of work experience with 17+ years experience in mortgages and housing finance



Manish Agarwal

Chief Risk Officer
Bachelors in Commerce & MBA

Over two decades of experience in Risk Management, Credit Rating, Treasury, Structured Finance, Strategy & Planning and Risk analytics.

Adopting environmentally conscious solutions in our business initiatives as well



Pioneered **Green Building** concept in partnership with housing developers through "**Kutumb**" platform. It provides industry experts and housing developers, a platform to promote sustainable infrastructure.



IIFL has signed a **US\$ 68 million** loan with Asian Development Bank (ADB) to improve **funding to affordable green housing for lower-income groups** in India. **80%** will be earmarked for **women borrowers** and **20%** for **green-certified homes**.



Received **Gold Level LEED Certification** for our owned office in Gurugram.

Adopted renewable energy in our Hubtown office, Mumbai through Tata Green Tariff scheme (since January 2023).

Installed solar panels in our Gurugram office.



Installed rainwater harvesting system in our Registered office building during the year.

Started recycling waste water as flush water & in watering plants in this office

Installed sensors in taps to regulate water consumption in restrooms



Adopted access-based printing, default printing on both sides of the paper across all our offices and branches.

Installed paper shredder machines across large offices and also engaged with vendors for safe disposal of waste paper.



We measure our waste generation and aim to strengthen our waste management initiatives. **Dry and wet waste** is picked up by local municipal bodies. **E-waste** is given to authorized vendors for **recycling**.

Promoting financial inclusion

IIFL is firmly committed to support economic activity and financial inclusion through its loan offerings while adapting to changes in the external environment.



GOLD LOAN

- **64%** of gold loan disbursed are of less than ₹ 50,000 value
- **43%** of loans given till date are to small businesses
- **84%** of the branches are located in non-metros, semi-urban and rural areas



BUSINESS LOAN

- **89%** of the Unsecured MSME digital loans given are of less than ₹ 1 Million



HOME LOAN

- **73,000+** families benefitted under CLSS and 1750+ Cr. subsidy provided till date
- **1,05,877+** loans given to the informal segment
- **59%** loans given to female owners/co-owners
- **2,32,100+** first time home buyers



MICRO-FINANCE

- Small-ticket loans for purpose of income generation activities
- **24.9 lakhs+** families benefitted in **21** states & UT with financial intervention
- **19,300+** dairy farmers supported through **25** cattle health centers in **3** States.

CSR projects continue with creative use of technology

Smart Shaala – Rajasthan (3 Districts)

- IIFL Foundation, has implemented the biggest TV based learning programme (Smart Shaala) along with dissemination of the Math Kits in three districts of Rajasthan - Bikaner, Jaipur and Jodhpur.
- This project shall help to reduce the dropping out of students from Govt. Schools, especially among girls.



District	Schools	Students (Beneficiaries)	Teachers (Beneficiaries)
Bikaner, Jodhpur, Jaipur	1,526	1.03 lacs	3,052

Sakhion ki Baadi (Rajasthan)

- Sakhion ki Baadi** is an initiative aimed at eradication of female illiteracy from Rajasthan by building **Foundational literacy and Numeracy (FLN)** among girls in the age group of 4 to 14 yrs. old
- The centres are located in the areas dominated by native Scheduled Tribe communities, where girls often dropout of school or are never enrolled at one.

Number of learning centres	Girls Enrolled in the programme
386	11,580



Annual Medical Camp – Pandharpur (Solapur) Maharashtra

- Medical Camp was held in pandharpur during last week of June '23.
- About 315 volunteers including Doctors & Para-medical staff offered services to the pilgrims at the camp



	IPD / Hospitalization , Pharmacy & Medicine support	1500 patients
	Food distribution	15,000+ patients & pilgrims

Glocalbodh Mobile App

- IIFL Foundation has supported development of India's First Mobile App for Social Sector updates – GlocalBodh App.
- 50 NGOs across have been onboarded for capacity Building through Virtual Mentoring sessions, to be conducted over next 6 months



Conducting our business with integrity

Establishing vision, mission and values and determining, reviewing the goals and policies of the Company from time to time

Promote **sound corporate governance** practices, ethical standards, and compliance with the laws of the land.

Disclose our strategy, key targets and goals to all **key stakeholder groups** (internal and external) and report our progress annually.

Incorporate ESG aspects into our **policies and practices**, assess our performance through a robust internal ESG governance structure

Corporate governance and **ethical business** conduct are one of the fundamental pillars of a successful business. We strive to maintain the **highest standards of business ethics**.

Corporate policies and guidelines: Board Diversity Policy, Whistle Blower Policy, CSR Policy, Interest Rate Policy, Grievance Redressal Policy, etc.

Business ethics and compliance: Anti-Corruption Policy, Vigilance Policy & Code of Conduct.

For quarter end June 30, 2023, we reported **zero cases of non-compliance** with financial, environmental, and socio-economic regulations.



IIFL Finance awarded for **'Enabling access to short-term credit for MSMEs'** at Sahamati hosted 'SamvAAd 2023'



IIFL Finance received **'Customer Services Excellence Award'** at the Asia Awards for Excellence in BFSI Award



IIFL Finance received **'Marketing Campaign of the Year'** Award at Global Brand Excellence Awards



IIFL Finance received the **'Most Trusted CSR Foundation'** award for girl child education at APJ Abdul Kalam Inspiration Awards 2023



Mrs. Madhu Jain received the **'Most Inspiring Woman Leader of the Year'** award at APJ Abdul Kalam Inspiration Awards 2023



IIFL Finance received **'Best Leading Tech of the Year'** Award at World BFSI Congress & Awards



Financial Performance Q1FY24	3 – 6
Key Business Metrics	8 – 14
Business Segments Overview	16 – 31
Corporate, Strategy and Others	33 – 42
Financials of the Subsidiaries	44 – 54
Link to download databook	55

Loan AUM split across Group entity

IIFL Finance is listed holding NBFC with 2 major subsidiaries for housing & Micro-finance

As on Q1FY24 (₹ Cr)	IIFL Finance Standalone	IIFL Home Finance	IIFL Samasta Finance	IIFL Finance Consolidated
Home Loans	-	22,838	-	22,838
Gold Loans	22,142	-	-	22,142
Loan Against Property	61	5,958	817	6,836
Digital Lending	2,899			2,899
Microfinance	-	-	10,255	10,255
Core Products (A)	25,102	28,796	11,072	64,970
Construction & Real Estate	1,933	799	-	2,732
Capital Market Finance	477	-	-	477
Synergistic Products (B)	2,409	799	-	3,209
Total (A+B)	27,511	29,595	11,072	68,178

Product	Entity
Home Loans	IIFL Home Finance
Gold Loans	IIFL Finance
Loan Against Property	LAP is primarily done by IIFL Home Finance Micro LAP is done through IIFL Home Finance and IIFL Samasta Finance
Digital Loans	IIFL Finance
Microfinance	IIFL Samasta Finance
Construction & Real Estate	Old Real Estate Loans, including against collateral of land, reside in IIFL Finance Incremental Construction finance loans for green and affordable projects are done through IIFL Home Finance
Capital Market Finance	IIFL Finance

Reconciliation of reported consolidated results with Group entities

Year end results for the period ended June 30, 2023

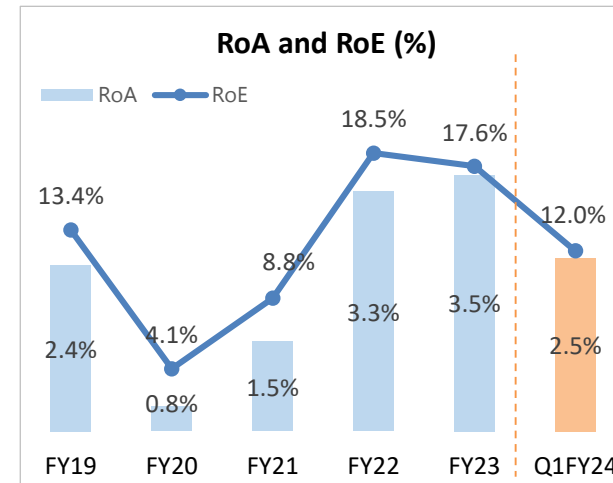
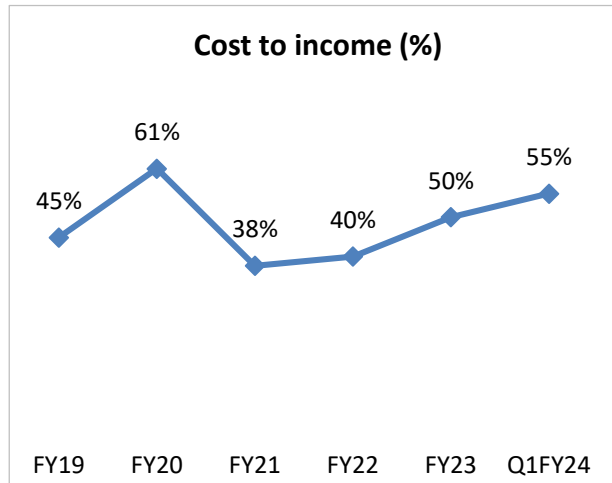
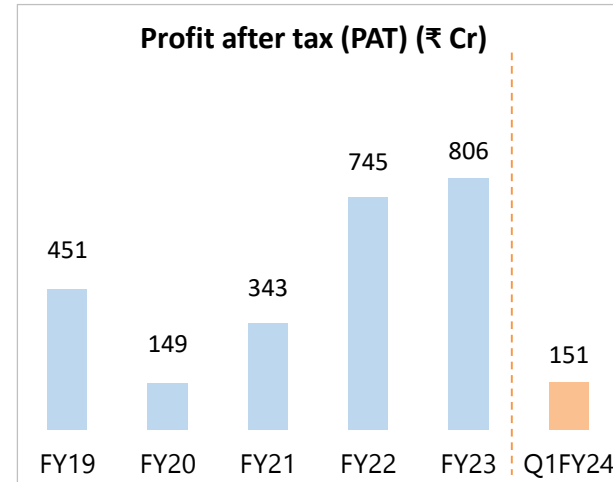

₹ Cr	IIFL Finance Standalone	IIFL Home Finance*	IIFL Samasta Finance	Intergroup adjustments	IIFL Finance Consolidated
Interest income	714.8	615.4	487.5	8.1	1,825.8
Interest expense	(387.8)	(321.6)	(198.8)	20.4	(887.8)
Net interest income	327.0	293.8	288.7	28.5	938.0
Non-fund based income	267.6	147.0	94.6	(27.1)	482.1
Total income	594.6	440.8	383.2	1.4	1,420.0
Operating expense	(335.6)	(117.4)	(178.3)	(1.9)	(633.2)
Pre provision operating profit	259.0	323.4	205.0	(0.5)	786.8
Loan losses & provision	(73.0)	(27.0)	(90.1)	-	(190.1)
Core Profit before tax	186.0	296.3	114.9	(0.5)	596.7
Net Gain/(Loss) on Fair Value Changes	14.8	2.2	3.6	1.0	21.6
Profit before tax	200.8	298.6	118.5	0.5	618.4
Profit after tax (pre NCI)	151.4	229.5	91.6	0.4	472.9

*for Consolidated entity

Note: Intergroup adjustments includes IIFL Open Fintech Private Limited

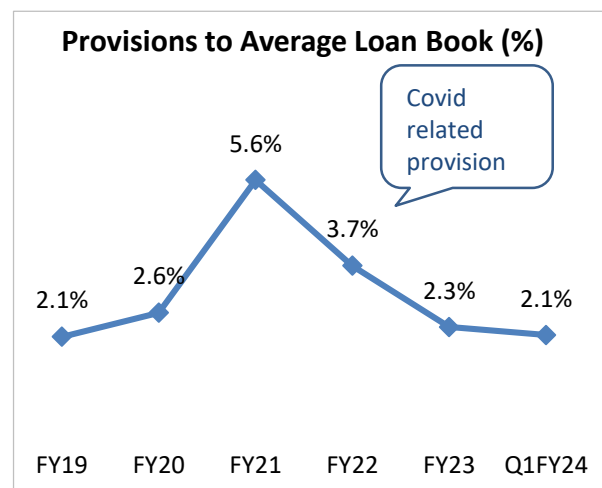
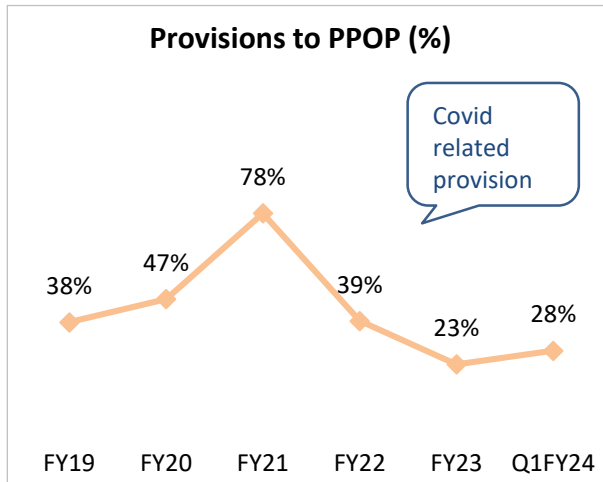
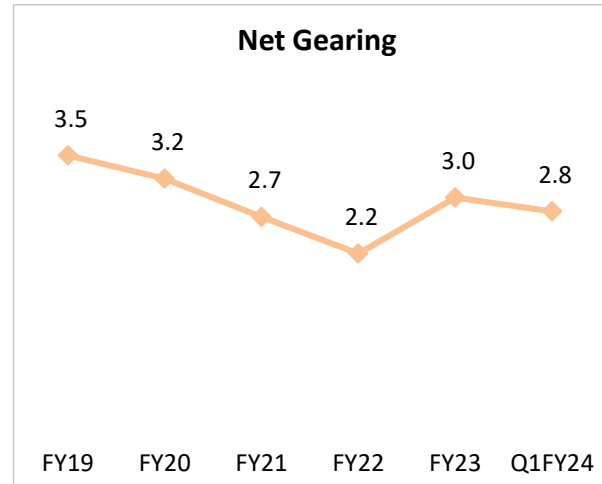
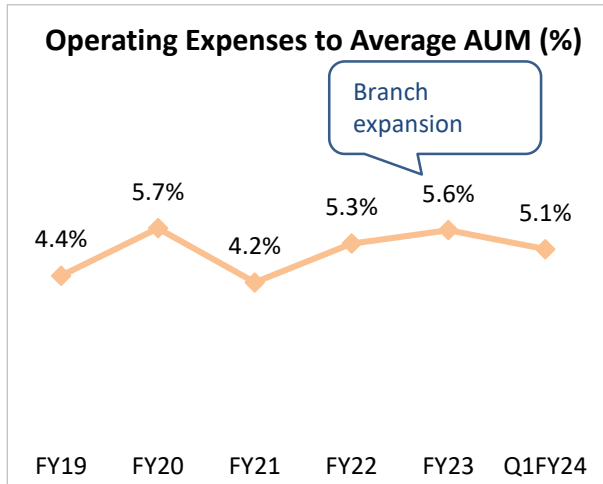
₹ Cr	Q1FY24	Q1FY23	Y-o-Y	Q4FY23	Q-o-Q
Interest income	714.8	652.2	10%	671.0	7%
Interest expense	(387.8)	(367.9)	5%	(369.6)	5%
Net interest income	327.0	284.2	15%	301.4	8%
Non-fund based income	267.6	295.0	(9%)	400.0	(33%)
Total income	594.6	579.3	3%	701.4	(15%)
Operating expense	(335.6)	(313.6)	7%	(333.6)	1%
Pre provision operating profit	259.0	265.7	(3%)	367.8	(30%)
Loan losses & provision	(73.0)	(77.2)	(5%)	(61.8)	18%
Net Gain/(Loss) on Fair Value Changes	14.8	21.8	(32%)	21.0	(30%)
Profit before tax	200.8	210.4	(5%)	327.0	(39%)
Profit after tax (pre NCI)*	151.4	156.9	(3%)	269.1	(44%)

1. Q4FY23 income includes dividend from subsidiary of ₹83.87 crores, which gets eliminated in consolidated results
2. Q4FY23 non-fund based income includes ₹20.05 crores of interest on income tax refund, which is non-recurring
3. Drop in non-fund based income is due to gradual shift from direct assignment to co-lending, as part of strategy



IIFL Finance (Standalone): Key ratios trends

Income, return, asset & leverage ratios

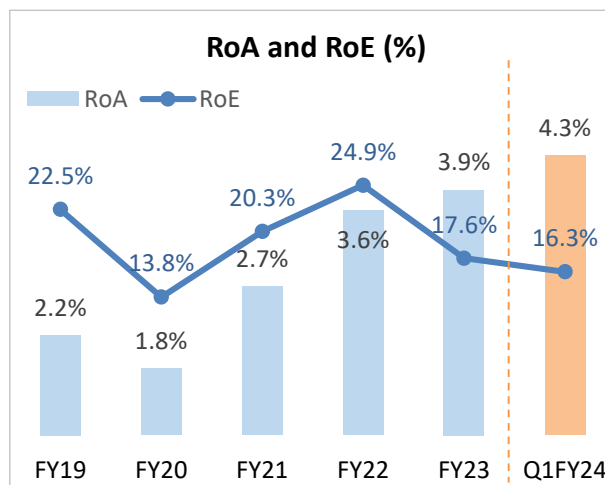
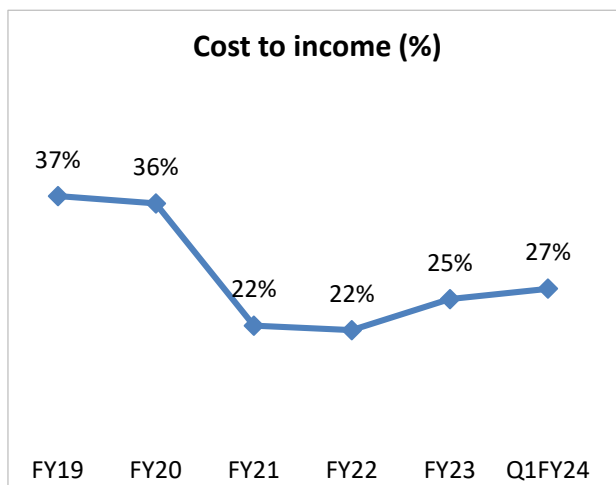
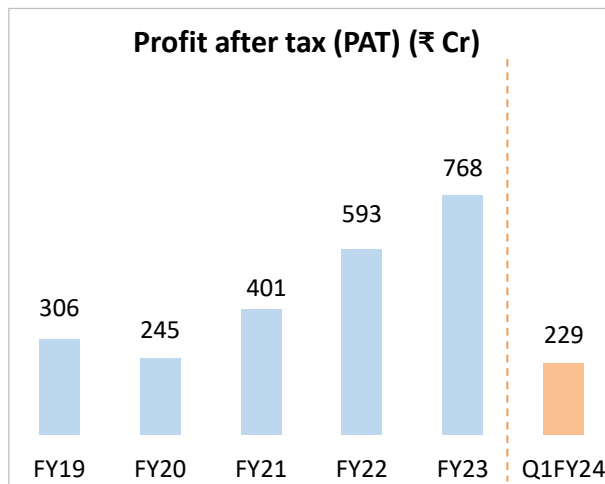



1. Net gearing is calculated after reducing free cash/ liquid assets and securitized assets from the gross debt as per Ind AS accounting

₹ Cr	Q1FY24	Q1FY23	Y-o-Y	Q4FY23	Q-o-Q
Interest income	615.4	449.9	37%	574.5	7%
Interest expense	(321.6)	(280.1)	15%	(318.0)	1%
Net interest income	293.8	169.8	73%	256.5	15%
Non-fund based income	147.0	186.3	(21%)	131.3	12%
Total income	440.8	356.1	24%	387.8	14%
Operating expense	(117.4)	(83.5)	41%	(117.3)	0%
Pre provision operating profit	323.4	272.7	19%	270.5	20%
Loan losses & provision	(27.0)	(59.8)	(55%)	(7.0)	284%
Net Gain/(Loss) on Fair Value Changes	2.2	4.5	(50%)	12.5	(82%)
Profit before tax	298.6	217.4	37%	276.0	8%
Profit after tax (Pre NCI)	229.5	167.7	37%	210.8	9%

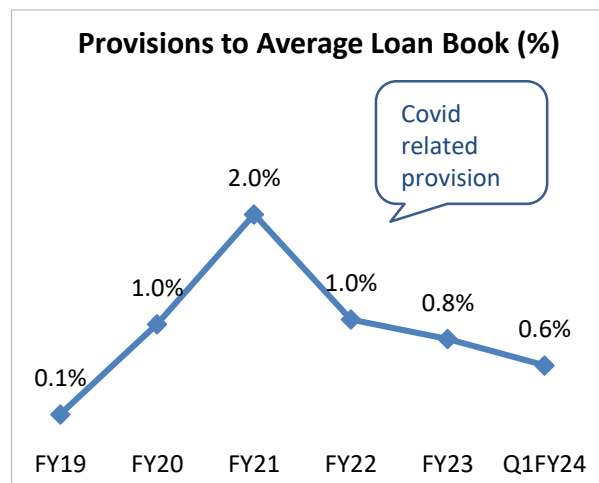
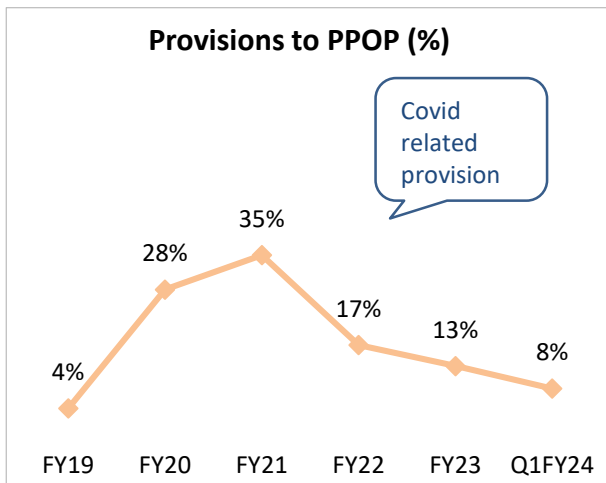
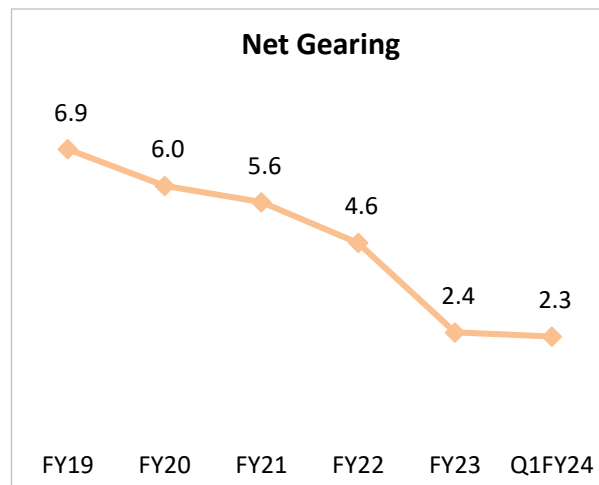
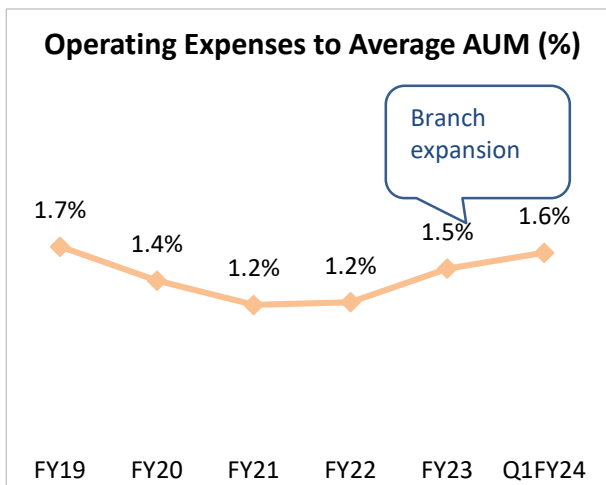
IIFL Home Finance (Consolidated): Financial trends

Robust financial performance and growth



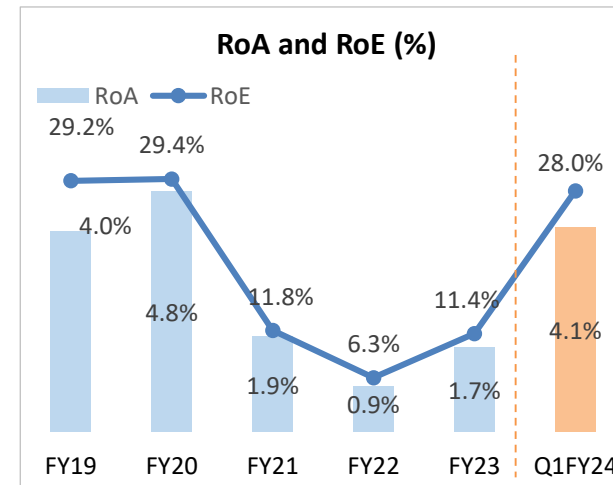
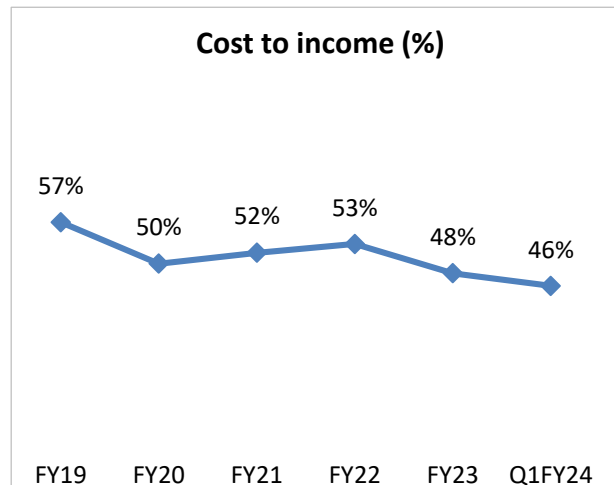
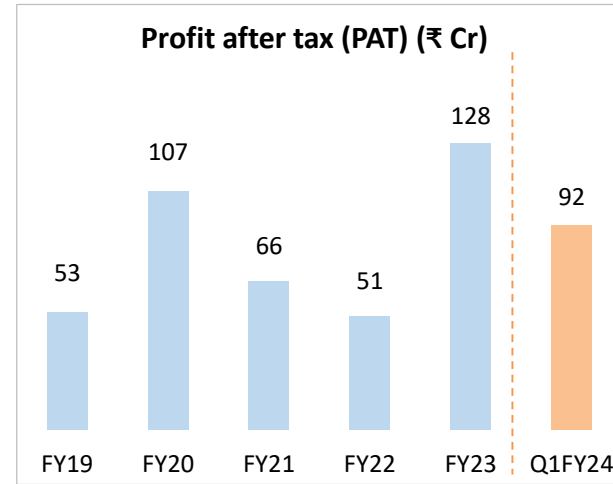

IIFL Home Finance (Consolidated): Key ratios trends

Income, return, asset & leverage ratios



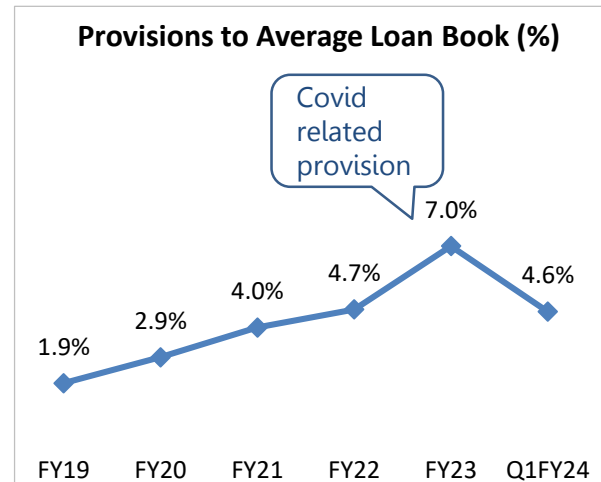
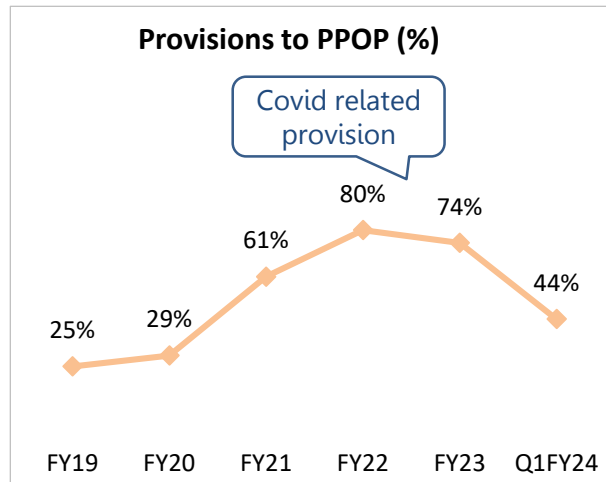
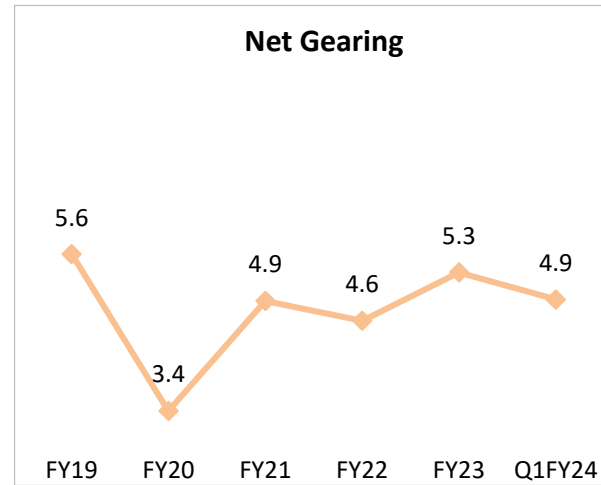
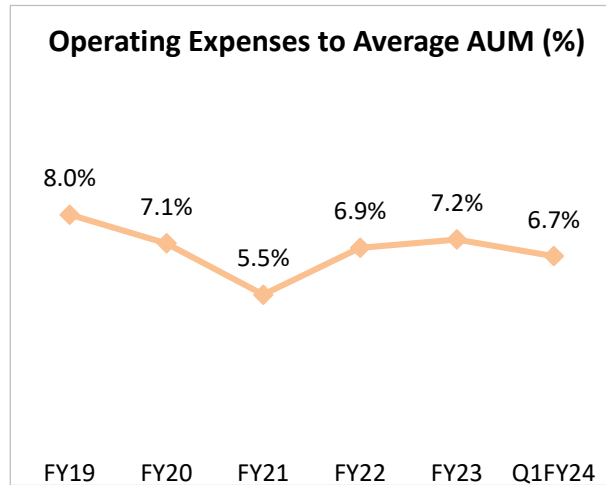
1. Net gearing is calculated after reducing free cash/ liquid assets and securitized assets from the gross debt as per Ind AS accounting

₹ Cr	Q1FY24	Q1FY23	Y-o-Y	Q4FY23	Q-o-Q
Interest income	487.5	310.9	57%	455.3	7%
Interest expense	(198.8)	(128.0)	55%	(175.2)	13%
Net interest income	288.7	182.9	58%	280.1	3%
Non-fund based income	94.6	53.1	78%	92.3	2%
Total income	383.2	236.0	62%	372.3	3%
Operating expense	(178.3)	(117.8)	51%	(161.8)	10%
Pre provision operating profit	205.0	118.1	74%	210.5	(3%)
Loan losses & provision	(90.1)	(111.8)	(19%)	(139.4)	(35%)
Net Gain/(Loss) on Fair Value Changes	3.6	1.6	133%	1.7	114%
Profit before tax	118.5	7.9	1392%	72.8	63%
Profit after tax (Pre NCI)	91.6	6.9	1225%	59.9	53%



IIFL Samasta Finance : Key ratios trends

Income, return, asset & leverage ratios



1. Net gearing is calculated after reducing free cash/ liquid assets and securitized assets from the gross debt as per Ind AS accounting

Data reported across previous quarters is now continued to be reported in a Data Book, maintained in an excel format on our website. The Link for the data book is hosted below.

[Click here to download excel](#)

Thank you

Published in July 2023

IIFL Finance Ltd. All rights reserved. Regd. Off: IIFL House, Sun Infotech Park, Road No. 16V, Plot No.B-23, Thane Industrial Area, Wagle Estate, Thane – 400604.

This report is for information purposes only and does not construe to be any investment, legal or taxation advice. It is not intended as an offer or solicitation for the purchase and sale of any financial instrument. Any action taken by you on the basis of the information contained herein is your responsibility alone and IIFL Finance Ltd (hereinafter referred as IIFL) and its subsidiaries or its employees or directors, associates will not be liable in any manner for the consequences of such action taken by you. We have exercised due diligence in checking the correctness and authenticity of the information contained herein, but do not represent that it is accurate or complete. IIFL or any of its subsidiaries or associates or employees shall not be in any way responsible for any loss or damage that may arise to any person from any inadvertent error in the information contained in this publication. The recipients of this report should rely on their own investigations. IIFL and/or its subsidiaries and/or directors, employees or associates may have interests or positions, financial or otherwise in the securities mentioned in this report.