

October 27, 2021

The Manager, Listing Department, BSE Limited, Phiroze Jeejeebhoy Tower, Dalal Street, Mumbai 400 001. BSE Scrip Code: 532636	The Manager, Listing Department, The National Stock Exchange of India Ltd., Exchange Plaza, 5 Floor, Plot C/1, G Block, Bandra - Kurla Complex, Bandra (E), Mumbai 400 051. NSE Symbol: IIFL
---	---

Sub: Press Release and presentation on Unaudited Financial Results for the quarter and half year ended September 30, 2021

Dear Sir/Madam,

Pursuant to Regulation 30 of the SEBI (Listing Obligations and Disclosure Requirements) Regulations, 2015, we are enclosing herewith the press release and presentation to be made to the Investors/Analysts on the Unaudited Financial Results of the Company for the quarter and half year ended September 30, 2021 as follows:

1. Press Release – Annexure 1.
2. Presentation - Annexure 2.

The same has also been made available on the website of the Company, i.e. www.iifl.com.

Kindly take the same on record and oblige.

Thanking You,
Yours faithfully,

**For IIFL Finance Limited
(Formerly known as IIFL Holdings Limited)**


Sneha Patwardhan
Company Secretary
Email Id: csteam@iifl.com
Encl: as above



CC:
Singapore Exchange Securities Trading Limited
2, Shenton Way, #02-02, SGX Centre 1,
Singapore - 068 804

IIFL Finance Limited (formerly known as IIFL Holdings Limited)
CIN No.: L67100MH1995PLC093797

Corporate Office – 802, 8th Floor, Hub Town Solaris, N.S. Phadke Marg, Vijay Nagar, Andheri East, Mumbai 400069
Tel: (91-22) 6788 1000 .Fax: (91-22) 6788 1010

Regd. Office – IIFL House, Sun Infotech Park, Road No. 16V, Plot No. B-23, MIDC, Thane Industrial Area, Wagle Estate, Thane – 400604 Tel: (91-22) 41035000. Fax: (91-22) 25806654 E-mail: csteam@iifl.com Website: www.iifl.com

IIFL Finance Limited

Press Release

For immediate publication

Mumbai, India

October 27, 2021

IIFL Finance Results update

IIFL Finance reports half yearly profit of Rs557 crores, up 128% yoy, quarterly profits at Rs292 crores, up 37% yoy

Highlights of performance

Profit growth momentum- H1FY22 up 128% y-o-y; Q2FY22- up 37% yoy

Net profit grew 128% y-o-y in H1FY22 (6 months) to Rs557 Cr. The quarterly net profit was Rs292 Cr, up 37% y-o-y and 10% q-o-q

Loan AUM grows to Rs44,249 Cr, up 8% yoy and up 3% qoq

IIFL loan assets under management grew 8% yoy, driven by sustained growth in home loan and gold loan businesses.

Liquidity comfort at all-time high at Rs6,379 Cr

As at September 2021, Free cash, equivalent and undrawn lines were Rs6,379 Cr, adequate to meet not only all near term liabilities but also to fund the growth momentum

Betting on growth- Added 4000 employees in H1FY22

IIFL added 4000 employees in H1FY22, including 2700 in Q2FY22 itself. Commenced 230 new branches in Q2FY22. Also aggressive investment in technology and branding continues, betting on growth in next 2/3 years.

Maintaining RoE above 20% p.a., whilst funding growth

Notwithstanding large investment in growth causing spike in operating costs, our RoE remained above 20.0% and ROA above 2.5%. With ongoing expansion, operating cost grew 23% q-o-q

IIFL Finance Limited Consolidated Results Half Yearly– H1FY22

Rs Crore	Half year ended September 30, 2021	Half year ended September 30, 2020	Y-O-Y
Total Income (Net)	1,800.0	1,476.6	22%
Pre-provision operating profit	1,097.3	907.6	21%
Profit before tax	722.1	336.0	115%
Profit after tax	557.4	244.5	128%
TCI (Pre-minority)	539.1	235.2	129%
Earnings per share (EPS)	14.7	6.5	128%
Loan AUM	44,249	40,843	8%

IIFL Finance Limited Consolidated Results Quarterly – Q2FY22

Rs Crore	Quarter ended September 30, 2021	Quarter ended September 30, 2020	Y-O-Y	Quarter ended June 31, 2021	Q-O-Q
Total Income (Net)	969.3	874.5	11%	830.7	17%
Pre-provision operating profit	581.7	580.8	0%	515.5	13%
Profit before tax	371.5	278.7	33%	350.5	6%
Profit after tax	291.6	212.7	37%	265.8	10%
TCI (Pre-minority)	289.4	205.1	41%	249.7	16%
Earnings per share (EPS)	7.7	5.6	37%	7.0	10%
Loan AUM	44,249	40,843	8%	43,160	3%

Mr Nirmal Jain, Chairman, IIFL Finance Ltd., commented on the financial results: *“We have made aggressive bet on growth, with almost 15% net increase in manpower strength in the last quarter itself. Besides, we have accelerated investment in technology and branding. Our co-lending proposition is getting very positive response from banks. Our strategy of focusing on small ticket retail loan assets with extensive use of digital technology and partnering with banks for co-lending, is vindicated by robust profit growth.”*

Financial performance review

IIFL Finance had loan assets under management (loan AUM) of Rs 44,249 Cr as at September 30, 2021, with the home loans segment constituting 35%, gold loans 31%, business loans 16% and microfinance loans 10% of the total AUM. During the quarter, disbursements were back to pre-covid levels with heightened economic activity.

The company’s annualized ROE and ROA for Q2FY22 stood at 20.5% and 2.8% respectively. Pre-provision operating profit stood at Rs. 582 Cr. during the quarter. Average borrowing costs for the quarter declined by 33 bps y-o-y to 8.7%.

94% of our loans are retail in nature and 69% of our retail loans (excluding gold loans which are not classified as PSL loans) are PSL compliant. The assigned loan book, currently at Rs 11,388 Cr, is 26% of AUM. Besides, there are securitized assets of Rs. 3,987 Cr. There exists significant opportunity for further assignment and securitization, given our granular and retail book.

GNPA stood at 2.3% and NNPA stood at 1.1%, as at September 30, 2021. With implementation of Expected Credit Loss under Ind AS, provision coverage on NPAs stands at 175%.

Total CAR stood at 25.9% including Tier I capital of 18.3% as at September 30, 2021, as against statutory requirement of 15% and 10% respectively.

IIFL Finance’s long term credit rating from both ICRA and CARE were upgraded from AA (Outlook: Negative) to AA (Outlook: Stable).

IIFL Home Finance’s long term credit rating also got upgraded from AA (Outlook: Negative) to AA (Outlook: Stable) from both CARE and ICRA

IIFL Samasta Finance Limited long term credit rating also got upgraded from CRISIL A+ (Outlook: Stable) to AA- (Outlook: Stable) and from ICRA A (Outlook: Stable) to A+ (Outlook: Stable)

The total presence of branches grew to 2,914 as at the end of quarter from 2,682 branches as at previous quarter, spanning the length and breadth of the country.

Business segment review

Home Loans: At the end of the quarter, retail home loan assets grew by 22% y-o-y and 6% q-o-q to Rs 15,698 Cr. The primary focus in this segment is on affordable and non-metro housing loans. Over 49,500 customers were benefitted with a subsidy of more than Rs 1,184 Cr under the Pradhan Mantri Awas Yojana – Credit Linked Subsidy Scheme.

Gold Loans: As of September 30, 2021 the gold loans AUM grew to Rs. 13,600 Cr, showing a strong growth of 19% y-o-y and 3% q-o-q. Gold loans are provided through our widespread presence in 1150+ cities across 25 states to salaried, self-employed and MSME customer segments.

Microfinance: The microfinance loan AUM stood at Rs. 4,534 Cr., up 31% y-o-y and 3% q-o-q, as at September 30, 2021. The microfinance customer base stood at 15.8 lakh customers.

Business loans: Secured business loans grew by 2% y-o-y to Rs. 5,371 Cr. whereas unsecured business loans continued to decline both on y-o-y and q-o-q basis. Under the Emergency Credit Line scheme, we have disbursed Rs. 392 Cr. from inception till September 30, 2021.

Update on transfer of real estate credit assets to an Alternate Investment Fund (AIF)

A significant part of the CRE asset portfolio had been sold to an AIF during the quarter ended June 30, 2021. We are planning more such transactions in the coming months. The capital released by such transactions, will strengthen the Company's balance sheet and help it focus sharply on retail lending, in line with its strategy. The Company believes that its CRE portfolio is of superior quality with adequate collateral and is for affordable houses.

Liquidity position

Cash and cash equivalents and committed credit lines from banks and institutions of Rs 6,379 Cr were available as on September 30, 2021. During the quarter, we raised Rs 3,717 Cr through term loans, bonds and refinance from banks. Loans of Rs 3,655 Cr were securitized and assigned during the quarter. Additionally, we raised Rs. 843 Cr by way of public issue of long term secured bonds in the month of October 2021.

Awards and Accolades:

- IIFL Finance 's MyMoney App received Best Finance App at National Awards for Excellence in Digital Marketing
- IIFL Finance received the award for the best financial inclusion initiative at National Awards for Excellence in BFSI
- IIFL Finance's #UmeedwaliSeedhiBaat received Silver in the Impact Digital Influencer Award (Best BFSI Campaign in Small Budget Campaign category)
- IIFL Finance's MyMoney app was awarded for Quick Loan Approval at Asian BFSI Leadership Awards
- IIFL Finance received 'India Most Admired Financial Services Provider' Award at Asian BFSI Leadership Awards
- IIFL Finance received 'Iconic Brand' recognition from The Economic Times
- IIFL Foundation received Award for 'Best Use of CSR Practices in Banking & Finance Industry' at Asian CSR Leadership Awards
- Sakhiyon Ki Baadi' project received the award for 'Innovation in CSR Practices' at Asian CSR Leadership Awards
- Ms Madhu Jain, Director, IIFL Foundation received 'Social Entrepreneur of the Year Award' at Asian CSR Leadership Awards
- IIFL Foundation received Award for 'Best Covid-19 Training Solution' at Asian CSR Leadership Award

About IIFL

IIFL Group is one of the leading players in the Indian financial services space. Prior to the Composite Scheme of Arrangement (effective May 2019), IIFL Finance Limited (Erstwhile “IIFL Holdings Limited”) (Bloomberg Code: IIFL IN, NSE: IIFL, BSE: IIFL) was engaged in the business of financing, asset and wealth management, retail and institutional broking, financial products distribution and investment banking through its various subsidiaries.

IIFL Finance Ltd is one of the leading retail focused diversified NBFC in India, engaged in the business of loans and mortgages along with its subsidiaries - IIFL Home Finance Limited and IIFL Samasta Finance Limited. IIFL Finance, through its subsidiaries, offers a wide spectrum of products such as Home loan, Gold loan, Business loan, Microfinance, Capital Market finance and Developer & Construction finance to a vast customer base of over 6 million customers. IIFL Finance has widened its pan-India reach through extensive network of branches spread across the country and various digital channels.

IIFL Securities Limited is one of the largest independent full-service retail and institutional broking house along with being a leading investment advisory firm in India providing diversified financial services and products to corporates, institutional investors, foreign portfolio investors, mutual funds, insurance companies, alternative investment funds, trusts, high net worth individuals and retail clients.

IIFL Wealth is one of the fastest growing private wealth management firms in India with an AUM greater than USD 21 billion (as on March 2021). They serve the highly specialized and sophisticated needs of high net worth and ultra-high net worth individuals, affluent families, family offices and institutional clients through a comprehensive range of tailored wealth management solutions.

This document may contain certain forward looking statements based on management expectations. Actual results may vary significantly from these forward looking statements. This document does not constitute an offer to buy or sell IIFL products, services or securities. The press release, results and presentation for analysts/press for the quarter and year ended September 30, 2021, are available under the ‘[Investor Relations](#)’ section on our website www.iifl.com.

IIFL Group refers to IIFL Finance Ltd and its group companies.

Media Relations

IIFL Finance Ltd

Sourav Mishra

Email:sourav.mishra@iifl.com

Investor Relations

IIFL Finance Ltd

Anup Varghese

Email:ir@iifl.com



Performance review

Quarter ended September 30, 2021 (Q2FY22)

Bloomberg: IIFL IN

IIFL Finance Limited

October 27, 2021

1. H1 & Q2 FY22 Financial performance

i. Key highlights

ii. Financial performance

iii. Asset quality

iv. Liquidity position

2. Business segments review

i. Home loan

ii. Business loan

iii. Gold loan

iv. Microfinance

3. Corporate, Digital strategy & ESG updates

Key highlights (H1FY22)



Profit growth momentum- H1FY22 up 128% y-o-y; Q2FY22- up 37% y-o-y

Net profit grew 128% y-o-y in H1FY22 (6 months) to ₹557 Cr. The quarterly net profit was ₹292 Cr, up 37% y-o-y and 10% q-o-q

Liquidity comfort at all time high at ₹6,379 Cr

As at September 2021, free cash, equivalent and undrawn lines were ₹6,379 Cr, adequate to meet not only all near term liabilities but also to fund the growth momentum

Betting on growth- Added 4000 employees in H1FY22

We added 4000 employees in H1FY22, including 2700 in Q2FY22 itself. Commenced 230 new branches in Q2FY22. Also aggressive investment in technology and branding continues, betting on growth in next 2/3 years.

Maintaining RoE above 20% p.a., whilst funding growth

Notwithstanding large investment in growth causing spike in operating costs, our RoE remained above 20.0% and RoA above 2.5%. With ongoing expansion, operating cost grew 23% q-o-q

Industry leading fintech innovations- digital loans disbursement grew 39% q-o-q

Receiving great response to industry-first digital innovations- e.g. What's app loans gets 60,000 organic leads in first 10 days. Digital loan disbursement grew 39% q-o-q.

Unswerving risk mitigation

Stringent credit, collection processes get a fillip from digital technology. Wave 2 flow into 90 days leads to spike in GNPA of MFI loans, but asset quality and capital adequacy remain amongst best in the industry.

Key highlights (Q2FY22)



Loan AUM
₹44,249 Cr
Up 8% y-o-y

Return on- Equity / Asset¹
20.5% / 2.8%
Previous year Q2 17.7% / 2.5%

Net Profit
₹292 Cr
Up 37% y-o-y

Cost of Funds
8.7%
Down 33 bps y-o-y

Gross / Net NPAs
2.3% / 1.1%
Previous year Q2² 2.8% / 1.3%

**Pre Provision
Operating Profit**
₹582 Cr
Flat y-o-y

Cash/ Undrawn Lines
₹6,379 Cr
Previous year Q2 ₹4,927 Cr

Employees / Branches
23,775 / 2,914
Previous year Q2 17,334 / 2,383

Cost to Income
40%
Previous year Q2 34%

Capital Adequacy
25.9%
Previous year Q2 18.7%

Retail loans/ Wholesale loans
94%/6%
Previous year Q2 89%/ 11%

Provision Coverage
175%
Previous year Q2² 155%

¹Return on Equity and Return on Asset quarterly numbers are annualized

² Based on proforma GNPA/ NNPA (without considering Hon'ble Supreme Court order)

Business model overview




Focused on small ticket retail loans

IIFL Finance's sweet spot in NBFC sector is in delivering credit to underserved segments of the society and in the under penetrated geographical areas in India. IIFL is uniquely placed to grow with bank partnerships as

Banks' appetite for such retail loan assets is much more than their own originating capacity, for superior risk- return profile while fulfilling social objectives of financial inclusion.



IIFL Finance has vast and growing network of branches, proprietary technology edge, experienced manpower and time tested systems and processes.



94% of our loan portfolio comprises retail assets, Gold/ Micro finance loans of ticket size ~ ₹25-50k & Home/ Business loans of ~₹1-2 million, loan against shares distributed via its branches, app and website.



Business Strategy



- **Branches and technology** are two pillars of our business strategy focussed on affordable home loans, gold loan, micro finance and small business loans.
- Branches facilitate storage of gold, customer servicing in co-lending with banks, superior collection and cross sell processes



Financial Strategy



- Banks are keen to buy retail loan portfolio or build the same by co-lending. IIFL has unique strengths in scaling up co-lending with banks.
- Bank partnership is helping in achieving superior return on capital and grow faster without liquidity stress.



Risk mitigation Strategy

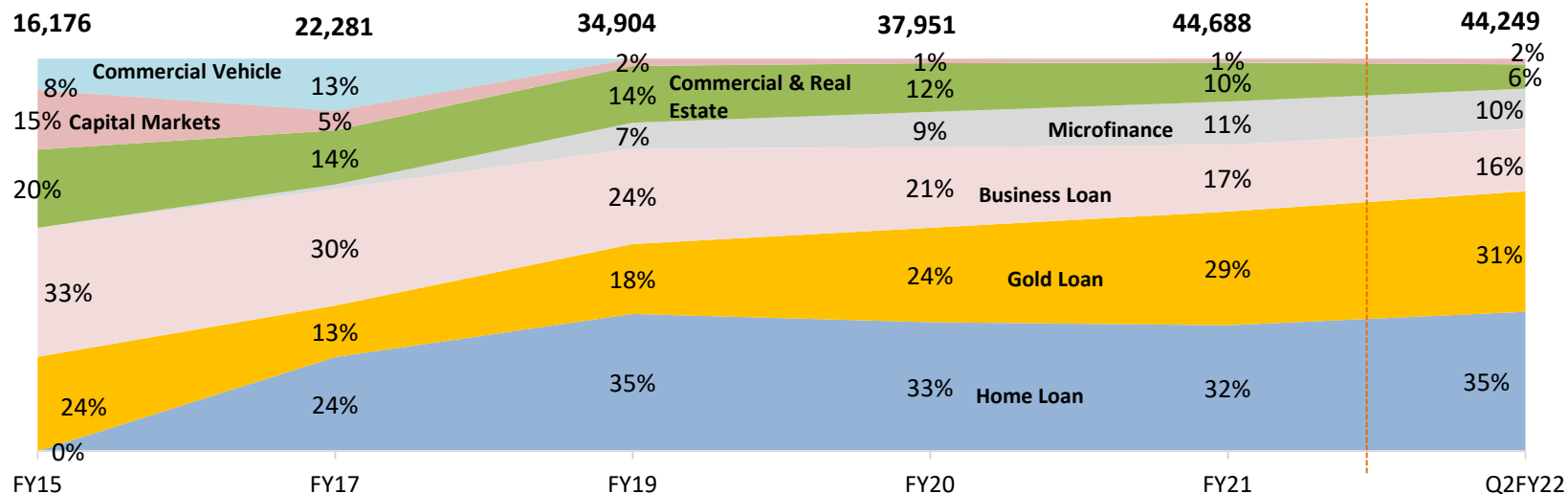


- Strategy to grow small ticket retail loans with diversified collaterals disperses risk.
- 85% of loans are secured. We have robust systems, processes & data analytics to minimise frauds, lower cost and optimise cross sell.

Loans are predominantly retail and granular



Loan AUM (₹Cr): Diversified portfolio mitigates risk of asset concentration and cyclical gyration



Q2FY22	% AUM Share	AUM (₹ Cr)	Y-o-Y Growth (%)	Q-o-Q Growth (%)	GNPA%	NNPA%	Portfolio Yield%	Portfolio average Ticket Size (₹ Lakhs)
Home Loans	35%	15,698	22%	6%	1.8%	1.1%	10.1%	17.0
Gold Loans	31%	13,600	19%	3%	1.0%	0.8%	17.3%	0.7
Business Loans	16%	7,019	(11%)	(1%)	6.1%	2.5%	15.4%	10.8
Microfinance	10%	4,534	31%	3%	2.4%	0.0%	22.3%	0.2
Construction & Real Estate	6%	2,722	(39%)	(3%)	1.6%	1.1%	16.2%	3,641.4
Capital Market Finance	2%	676	(7%)	(20%)	0.0%	0.0%	11.9%	142.8
Total	100%	44,249	8%	3%	2.3%	1.1%	14.8%	

1. H1 & Q2 FY22 Financial performance

i. Key highlights

ii. Financial performance

iii. Asset quality

iv. Liquidity position

2. Business segments review

i. Home loan

ii. Business loan

iii. Gold loan

iv. Microfinance

3. Corporate, Digital strategy & ESG updates

IIFL Finance – Consolidated results Quarterly

Quarter ended September 30, 2021 (Ind AS -NBFC, HFC and MFI)



₹ Cr	Q2FY22	Q2FY21	Y-o-Y	Q1FY22	Q-o-Q
Interest income	1,342.3	1,186.3	13%	1,245.0	8%
Interest expense	(744.1)	(623.4)	19%	(700.9)	6%
Net interest income	598.2	562.9	6%	544.1	10%
Income from assigned assets	265.6	214.6	24%	240.9	10%
Fee & other income	105.6	97.0	9%	45.7	131%
Total income	969.3	874.5	11%	830.7	17%
Operating expense	(387.6)	(293.7)	32%	(315.1)	23%
Pre provision operating profit	581.7	580.8	0%	515.5	13%
Loan losses & provision	(210.2)	(302.2)	(30%)	(165.0)	27%
Profit before tax	371.5	278.7	33%	350.5	6%
Profit after tax	291.6	212.7	37%	265.8	10%
Total Comprehensive Income(TCI)	289.4	205.1	41%	249.7	16%
Book value per share (₹)	152.5	129.8		145.6	
Earnings per share (₹ not annualized)	7.7	5.6		7.0	
RoE (annualized)	20.5%	17.7%		19.7%	

IIFL Finance – Consolidated results Half yearly

Half-year ended September 30, 2021 (NBFC, HFC and MFI)



₹ Cr	H1FY22	H1FY21	Y-o-Y	FY21
Interest income	2,587.3	2,281.4	13%	4,719.2
Interest expense	(1,445.0)	(1,316.4)	10%	(2,608.3)
Net interest income	1,142.3	965.0	18%	2,110.9
Income from assigned assets	506.5	393.0	29%	852.8
Fee & other income	151.2	118.6	27%	399.9
Total income	1,800.0	1,476.6	22%	3,363.6
Operating expense	(702.7)	(569.1)	23%	(1,190.2)
Pre provision operating profit	1,097.3	907.6	21%	2,173.4
Loan losses & provision	(375.2)	(571.6)	(34%)	(1,168.6)
Profit before tax	722.1	336.0	115%	1,004.8
Profit after tax	557.4	244.5	128%	760.8
Total Comprehensive Income(TCI)	539.1	235.2	129%	736.5
Book value per share (₹)	152.5	129.8		138.7
Earnings per share (₹ not annualized)	14.7	6.5		20.1
RoE (annualized)	20.1%	10.2%		15.3%

Income analysis Quarterly

Quarter ended September 30, 2021 (NBFC, HFC and MFI)



₹ Cr	Q2FY22	Q2FY21	Y-o-Y	Q1FY22	Q-o-Q
Loan book using risk capital	28,874	28,311	2%	28,599	1%
Securitized book ¹	3,987	1,534	160%	4,303	(7%)
Loan Book (Ind AS Balance sheet)	32,861	29,845	10%	32,902	0%
Assigned assets	11,388	10,998	4%	10,259	11%
Assets under management	44,249	40,843	8%	43,160	3%

₹ Cr	Q2FY22	Q2FY21	Y-o-Y	Q1FY22	Q-o-Q
Interest income	1,342.3	1,186.3	13%	1,245.0	8%
Interest expense	(744.1)	(623.4)	19%	(700.9)	6%
NII at IndAS balance sheet loan book (A)	598.2	562.9	6%	544.1	10%
Income from assigned assets	265.6	214.6	24%	240.9	10%
Other Income (Fee and commission income)	79.6	55.0	45%	39.4	102%
Non-fund based income (B)	345.2	269.6	28%	280.3	23%
Net gain/loss on fair value changes (C)	26.0	42.0	(38%)	6.2	317%
Total Income (A)+(B)+(C)	969.3	874.5	11%	830.7	17%

Fund Based: Non fund based ratio (%)					
Fund based income	63%	68%		66%	
Non-fund based income	37%	32%		34%	

¹ In securitised book, our risk is limited to the value of cash collateral provided as credit enhancement (typically ~7%). As per RBI guidelines, 50% of the credit enhancement is reduced from tier 1 capital and the balance is reduced from tier 2 capital while computing capital adequacy ratio.

Income analysis Half Yearly

Half-year ended September 30, 2021 (NBFC, HFC and MFI)



₹ Cr	H1FY22	H1FY21	Y-o-Y	FY21
Loan book using risk capital	28,874	28,311	2%	29,784
Securitized book ¹	3,987	1,534	160%	3,829
Loan Book (Ind AS Balance sheet)	32,861	29,845	10%	33,612
Assigned assets	11,388	10,998	4%	11,076
Assets under management	44,249	40,843	8%	44,688

₹ Cr	H1FY22	H1FY21	Y-o-Y	FY21
Interest income	2,587.3	2,281.4	13%	4,719.2
Interest expense	(1,445.0)	(1,316.4)	10%	(2,608.3)
NII at IndAS balance sheet loan book (A)	1,142.3	965.0	18%	2,110.9
Income from assigned assets	506.5	393.0	29%	852.8
Other Income (Fee and commission income)	119.0	71.1	67%	228.2
Non-fund based income (B)	625.5	464.1	35%	1,081.1
Net gain/loss on fair value changes (C)	32.2	47.5	(32%)	171.6
Total Income (A)+(B)+(C)	1,800.0	1,476.6	22%	3,363.6

Fund Based: Non fund based ratio (%)				
Fund based income	65%	68%		66%
Non-fund based income	35%	32%		34%

¹ In securitised book, our risk is limited to the value of cash collateral provided as credit enhancement (typically ~7%). As per RBI guidelines, 50% of the credit enhancement is reduced from tier 1 capital and the balance is reduced from tier 2 capital while computing capital adequacy ratio.

IIFL Finance – Consolidated Balance sheet

Unaudited as at September 30, 2021 (NBFC, HFC and MFI)



ASSETS		₹ Cr	LIABILITIES AND EQUITY		₹ Cr
1	Financial Assets		1	Financial Liabilities	
(a)	Cash and Bank Balances	5,774	(a)	Payables	107
(b)	Receivables	125	(b)	Borrowings	
(c)	Loan Assets	32,774		- NCDs	10,621
(d)	Investments	1,036		- Others	22,626
(e)	Other financial assets	699	(c)	Other financial liabilities	2,526
	Total Financial Assets (A)	40,408		Total Financial Liabilities (A)	35,880
2	Non-Financial Assets		2	Non-Financial Liabilities (B)	260
(a)	Current & Deferred tax assets (Net)	572			
(b)	Property, Plant and Equipment etc.	739	3	Equity & Reserves (C)	5,938
(c)	Other non-financial assets	359			
	Total Non-Finance Assets (B)	1,670			
	Total Assets (A)+(B)	42,078		Total Liabilities and Equity (A)+(B)+(C)	42,078

IIFL Finance – Key Ratios



Particulars	Q2FY22	Q2FY21	Q1FY22	H1FY22	H1FY21
NIM on Balance Sheet Assets	7.0%	7.6%	6.6%	6.7%	6.6%
NIM on Assigned Assets	6.6%	6.3%	6.7%	6.5%	6.3%
Cost-to-income	40.0%	33.6%	37.9%	39.0%	38.5%
Core PPOP/ Average AUM	5.0%	5.4%	4.6%	4.9%	4.4%
Provisions/ Core PPOP	37.8%	56.1%	32.4%	35.2%	66.5%
Provisions/ Average Loan Book	2.5%	4.1%	2.0%	2.2%	3.9%
Return on assets	2.8%	2.5%	2.6%	2.7%	1.4%
Return on equity	20.5%	17.7%	19.7%	20.1%	10.2%
Debt Equity Ratio	5.6	5.7	5.7	5.6	5.7
Earnings Per Share (₹)	30.8	22.5	28.1	29.4	12.9
Book Value Per Share (₹)	152.5	129.8	145.6	152.5	129.8

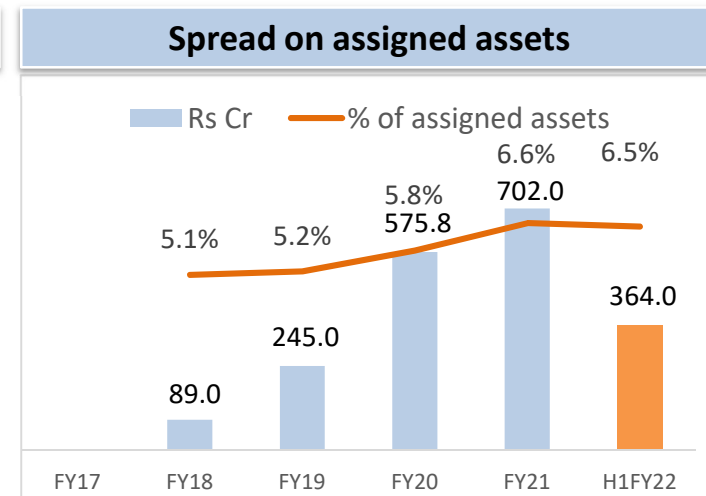
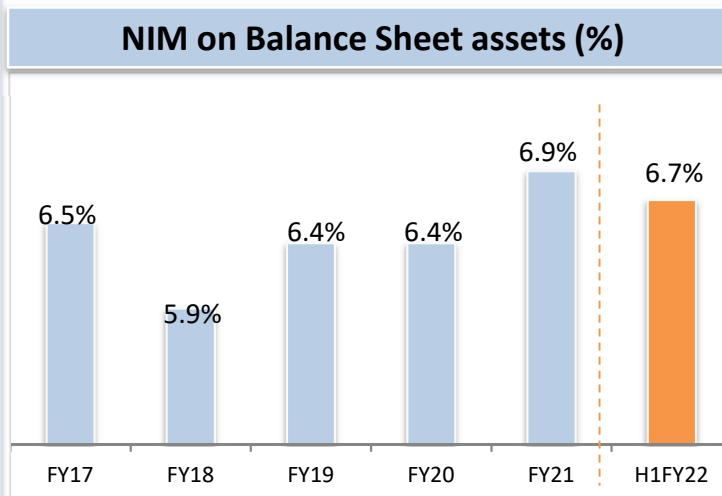
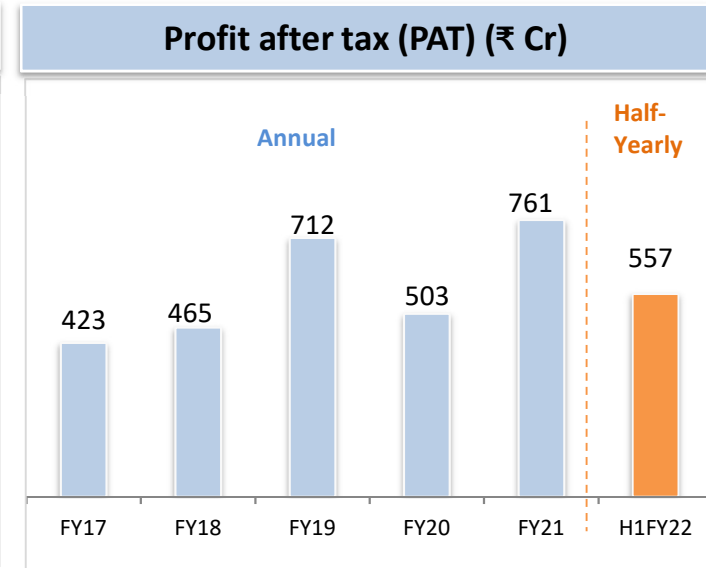

The figures are annualised wherever applicable

Core PPOP : Pre Provision Operating Profit excluding fair value gain/loss

Consistent financial performance and growth over years



- In Q2FY22, loan AUM has grown for core products at 3% qoq but for H1FY22, there is marginal decline in loan AUM on yoy, due to reduction of CRE portfolio.
- PAT grew by 37% y-o-y, driven by volume growth and lower credit costs.
- NIMs and spread on assignment assets are maintained ~6.5% p.a.

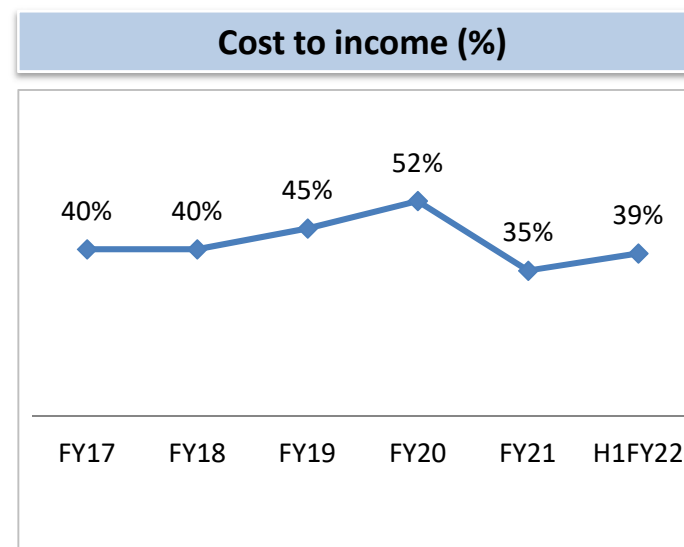
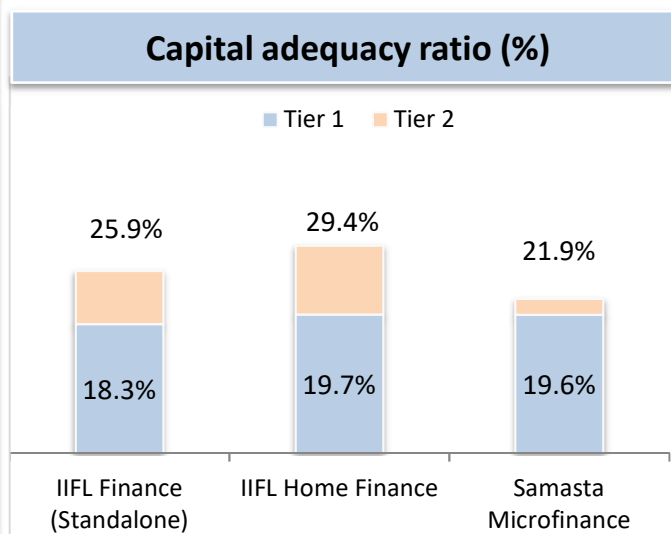
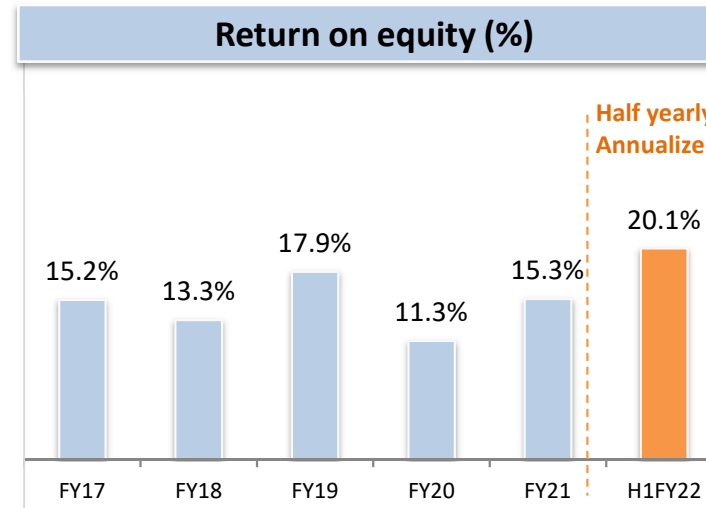
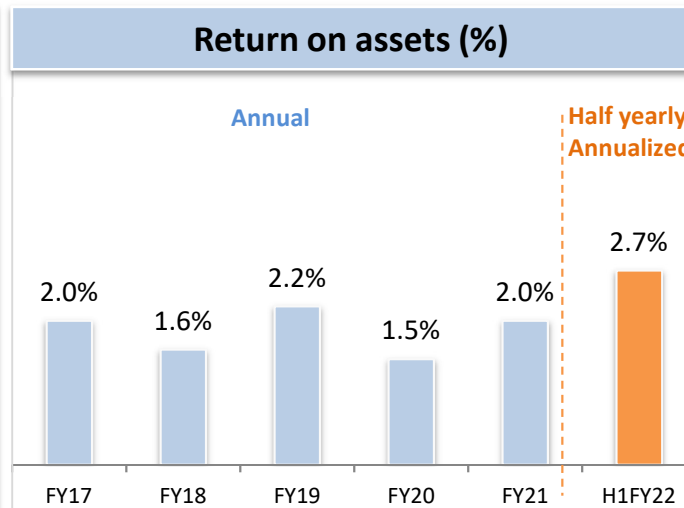


• Note: FY18 onwards numbers are as per IND AS. Prior years' numbers are as per IGAAP

Robust and improving financial position



- Annualised ROE for H1FY22 stood at 20.1%, driven by annualised ROA of 2.7%
- Cost to income ratio rose marginally to 39% due to expansion in our physical and digital footprint. During H1FY22 we added over 350 branches and nearly 4,000 employees
- Capital Adequacy Ratio (CAR) was 25.9% and Tier 1 stood at 18.3%. CAR of Home Finance & Micro finance subsidiaries were 29.4% and 21.9% respectively. All CAR are well above the statutory thresholds.

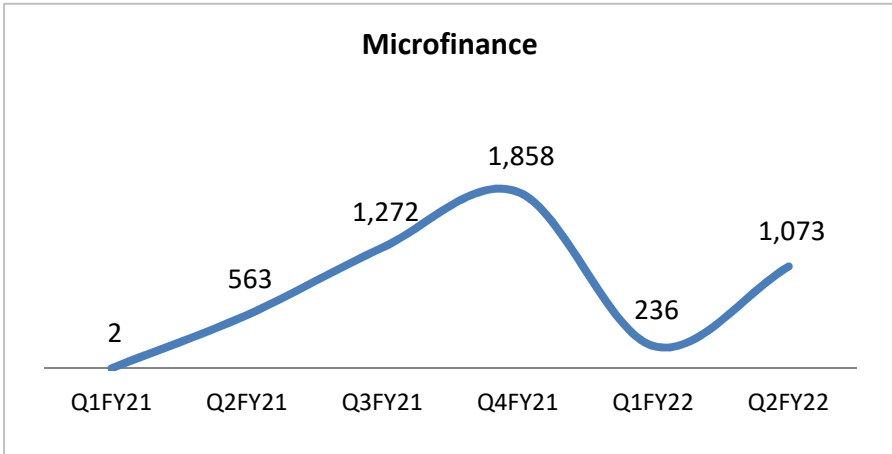
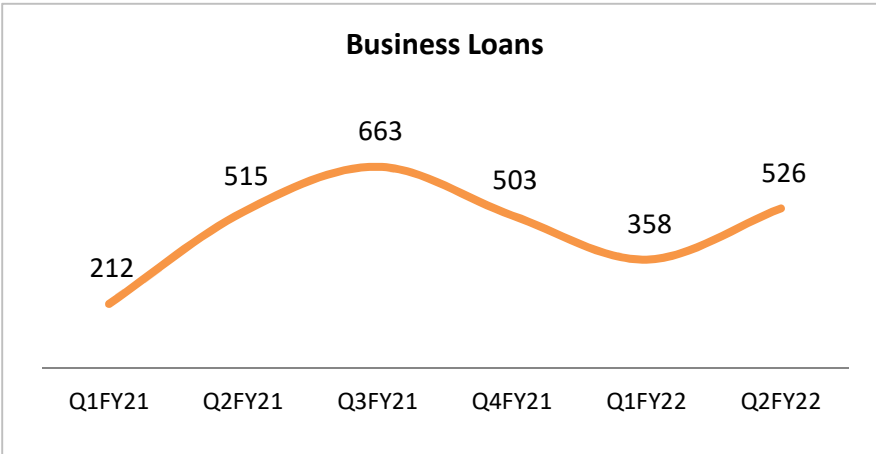
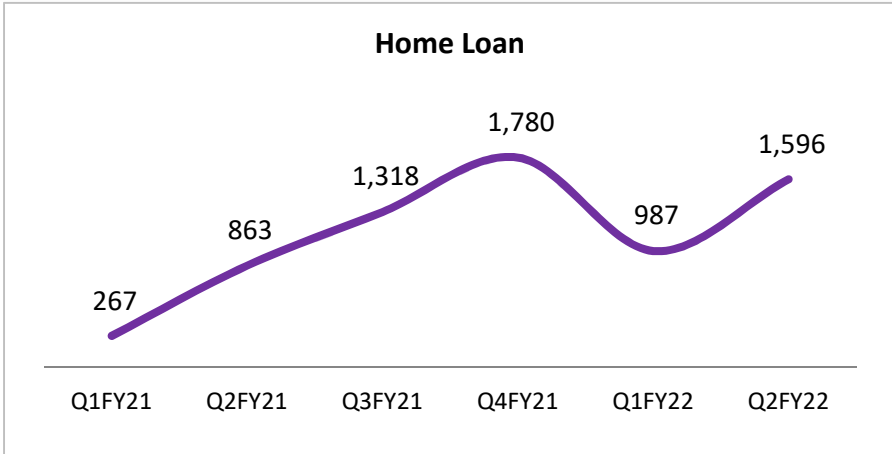
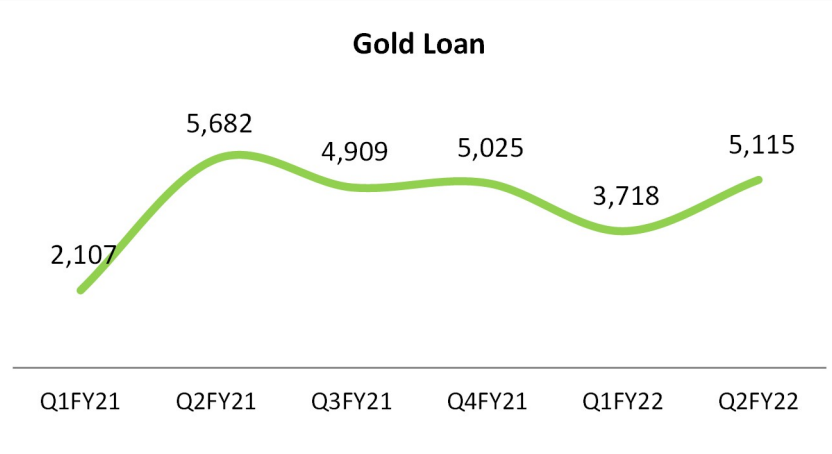


• Note: FY18 onwards numbers are as per IND AS. Prior years' numbers are as per IGAAP

Disbursements moving back to pre-Covid levels with recovery in the economic activity..



Disbursement trends (₹ In Crs)



Cumulatively we have disbursed ₹ 392 Cr. amount under Emergency Credit Line Guarantee Scheme (ECLGS), included in business loans

1. H1 & Q2 FY22 Financial performance

i. Key highlights

ii. Financial performance

iii. Asset quality

iv. Liquidity position

2. Business segments review

i. Home loan

ii. Business loan

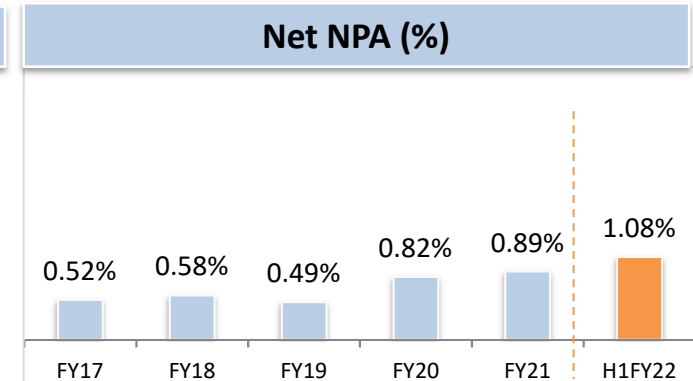
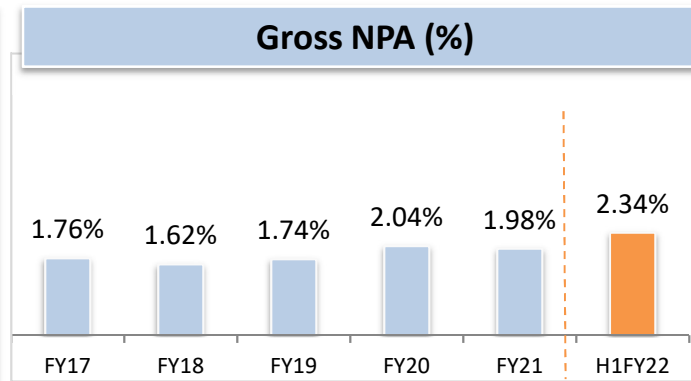
iii. Gold loan

iv. Microfinance

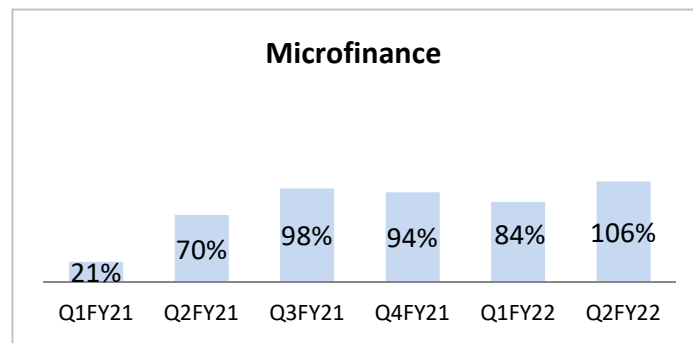
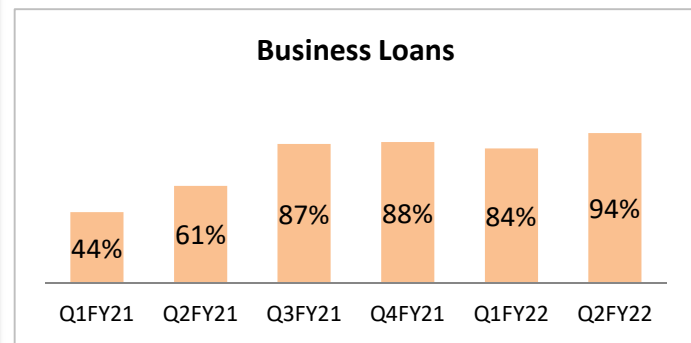


3. Corporate, Digital strategy & ESG updates

Superior asset quality maintained through cycles...

- GNPA stands at 2.3% and NNPA at 1.1%, slightly higher than previous quarter, with 90 day lag impact of Covid Wave2, especially on MFI loan and Business loan
- As per IndAS accounting, provision coverage of NPAs was 175%.
- Collection efficiency has improved. Impact of the second wave has been much milder as compared to the same in first wave.



Collection Efficiency trends¹ (%) – moratorium period from Mar-Aug 2020



Note: FY18 onwards numbers are as per IND AS. Prior years' numbers are as per IGAAP

¹Including arrears but excluding prepayments

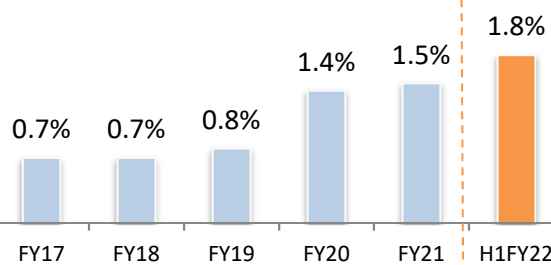
Covid second wave has marginal impact on asset quality

Asset quality has been comparable to best-in-industry in all business segments

Core growth segments

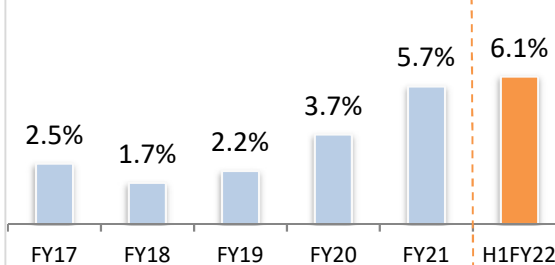
Home loans

Gross NPAs (%)



Business loans

Gross NPAs (%)



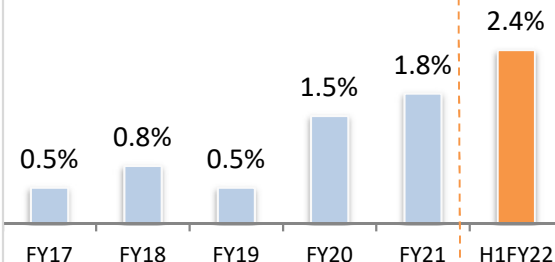
Gold loans

Gross NPAs (%)



Microfinance

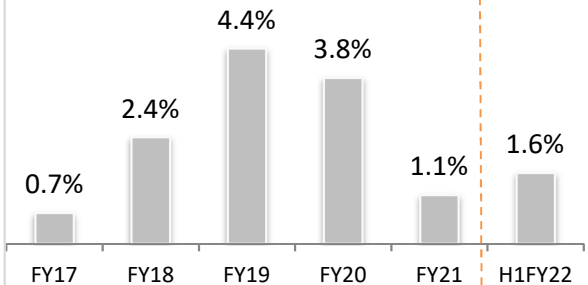
Gross NPAs (%)



Synergistic segments

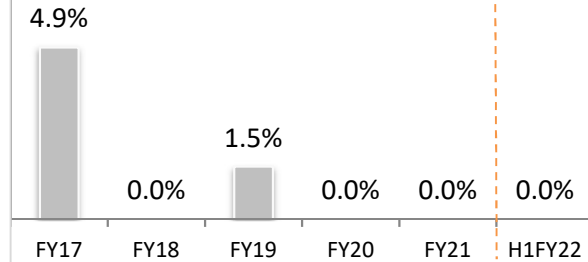
Construction & Real Estate finance

Gross NPAs (%)



Capital markets finance

Gross NPAs (%)



Note:

(i) Gross NPAs for FY18 onwards are as per IndAS (include securitized assets); other numbers are as per IGAAP

Conservative provisioning across all segments

As at September 30, 2021 (NBFC, HFC and MFI)



₹ Cr

Business loan book ¹	Stage 1	Stage 2	Stage 3	Total	Stage 1	Stage 2	Stage 3	Provision	
	0-30 dpd	31-90 dpd	90+ dpd		Provision %			As per RBI	As per ECL
Home Loans	9,946.5	548.2	187.0	10,681.8	1.4%	5.2%	40.0%	100.6	242.2
Business Loans	4,304.5	1,152.0	352.6	5,809.2	2.3%	9.3%	59.1%	131.3	410.3
Gold Loans	7,132.9	1,543.8	85.8	8,762.5	0.7%	1.8%	20.1%	48.6	92.3
Microfinance	3,729.2	380.3	100.1	4,209.5	3.7%	5.2%	100.0%	58.9	257.4
Construction & Real Estate	2,591.0	87.6	43.0	2,721.6	10.6%	42.6%^	29.2%	212.3	324.2
Capital Market Finance	526.0	150.6	0.0	676.6	0.1%	13.3%	0.0%	17.8	20.5
Total	28,230.1	3,862.4	768.5	32,861.0	2.5%	6.2%	53.7%	569.6	1,347.0

Dpd: Days past due

ECL: Expected credit loss

SICR: Significant increase in credit risk

^Includes accelerated provisioning on account of SICR cases

Restructuring & ECL Provision Movement

As at September 30, 2021 (NBFC, HFC and MFI)



₹ Cr

Business ¹	Restructuring		Loan Loss Provisions			
	Q2 FY22	Cumulative Q2FY22	Opening Provision (A)	Net Addition (B)	Net Release (C)	Closing Provision (A+B+C)
Home Loans	55.5	297.9	248.8	-3.4	-3.3	242.2
Business Loans	42.1	439.5	358.5	75.9	-24.1	410.4
Gold Loans	0.0	0.0	88.2	5.3	-1.2	92.3
Microfinance	176.4	376.0	205.3	47.9	4.2	257.4
Capital Market Finance	0.0	0.0	19.8	0.8	0.0	20.5
Construction & Real Estate / Others	0.0	179.0	389.5	83.7	-149.0	324.2
Total	273.9	1292.4	1310.1	210.2	-173.3	1347.0

¹Includes on account of write-offs and recoveries

1. H1 & Q2 FY22 Financial performance

i. Key highlights

ii. Financial performance

iii. Asset quality

iv. Liquidity position

2. Business segments review

i. Home loan

ii. Business loan

iii. Gold loan

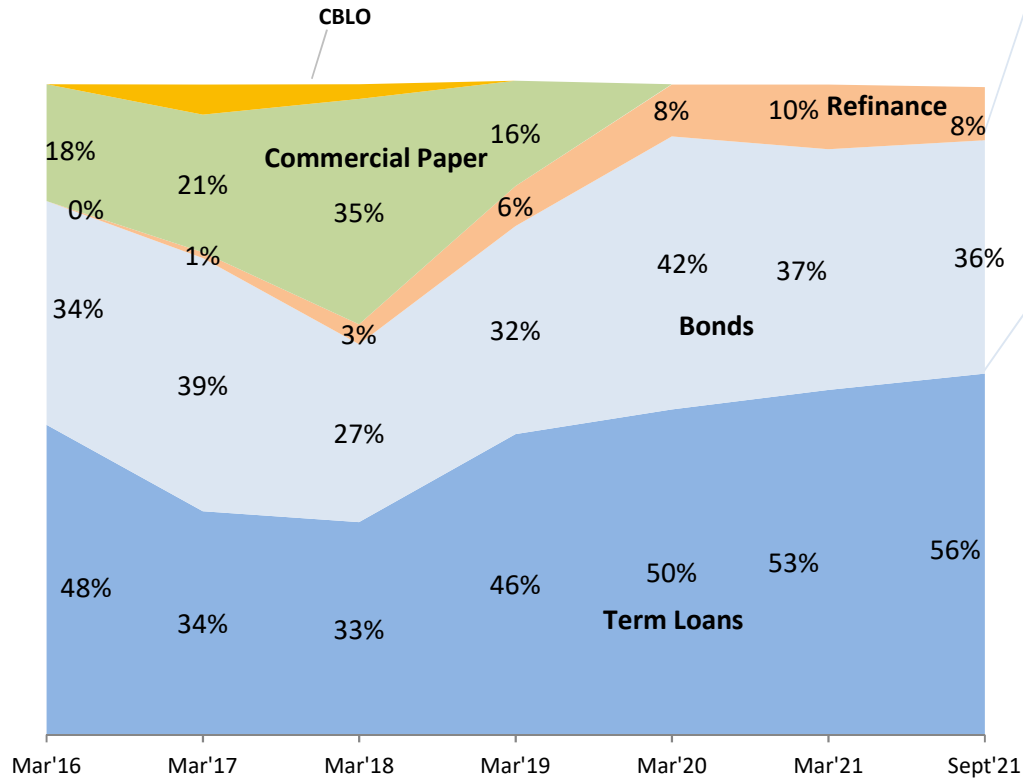
iv. Microfinance

3. Corporate, Digital strategy & ESG updates

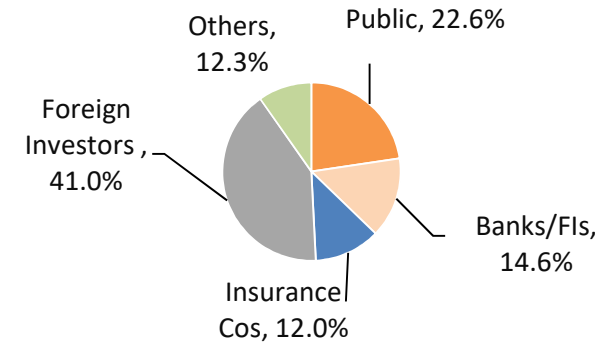
Well diversified sources of funding..

Resource profile is well diversified, with increasing share of bank loans

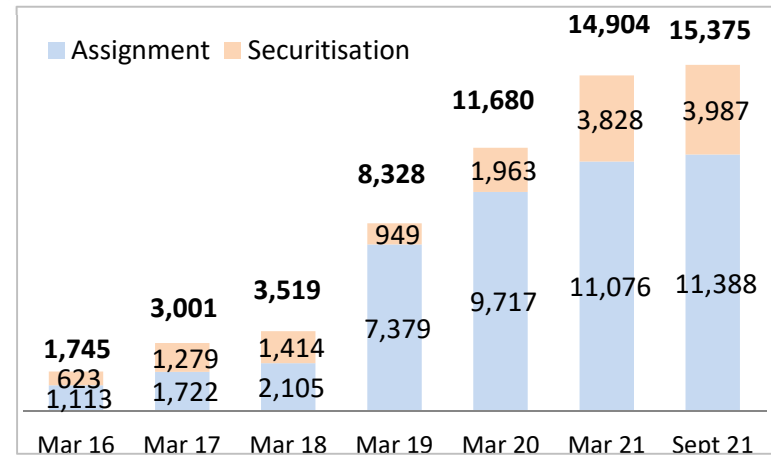
Outstanding borrowing (₹ Cr)						
15,395	17,982	24,539	26,141	25,734	28,426	29,270



Bonds/ NCDs investors split (%)

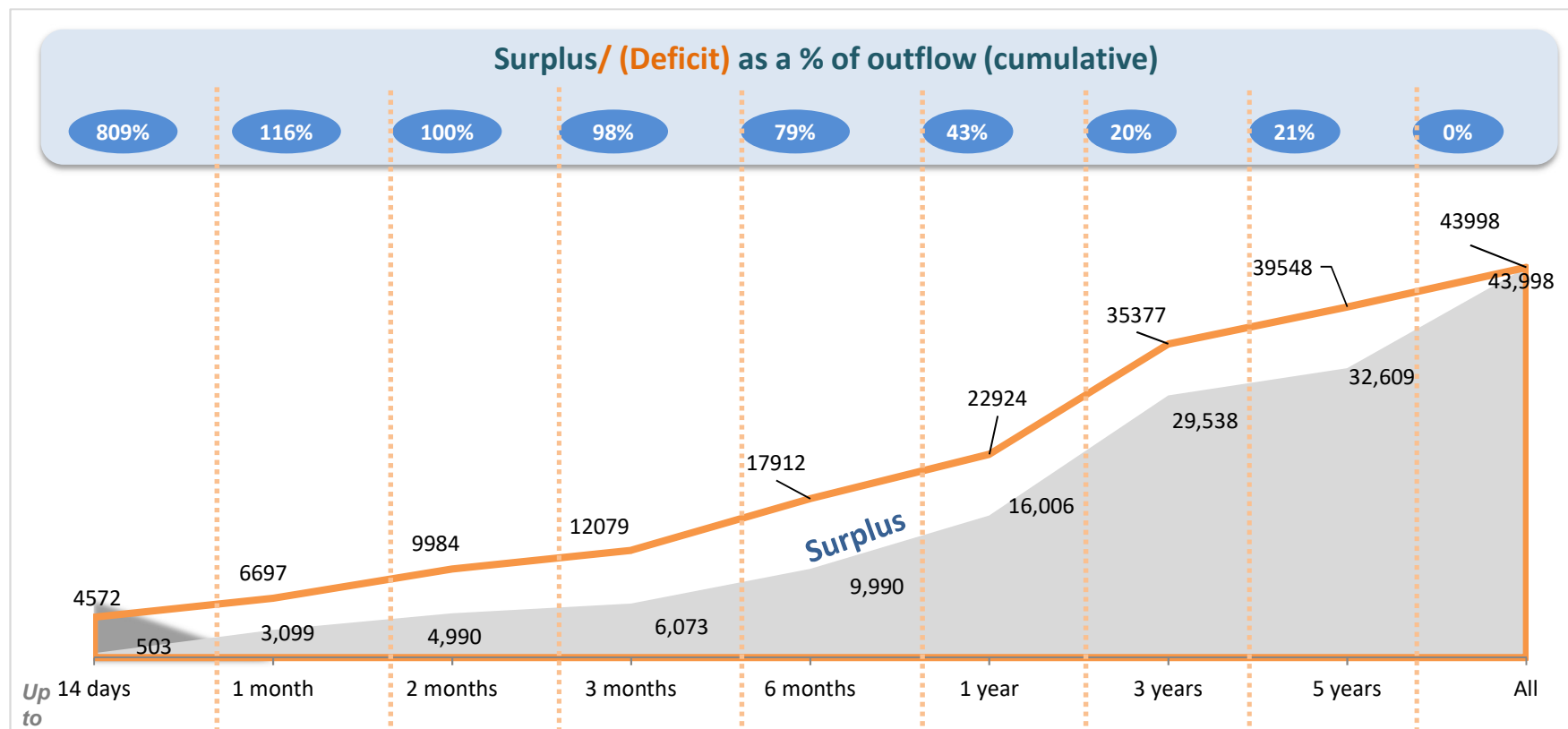


Outstanding assignment/securitisation (₹ Cr)



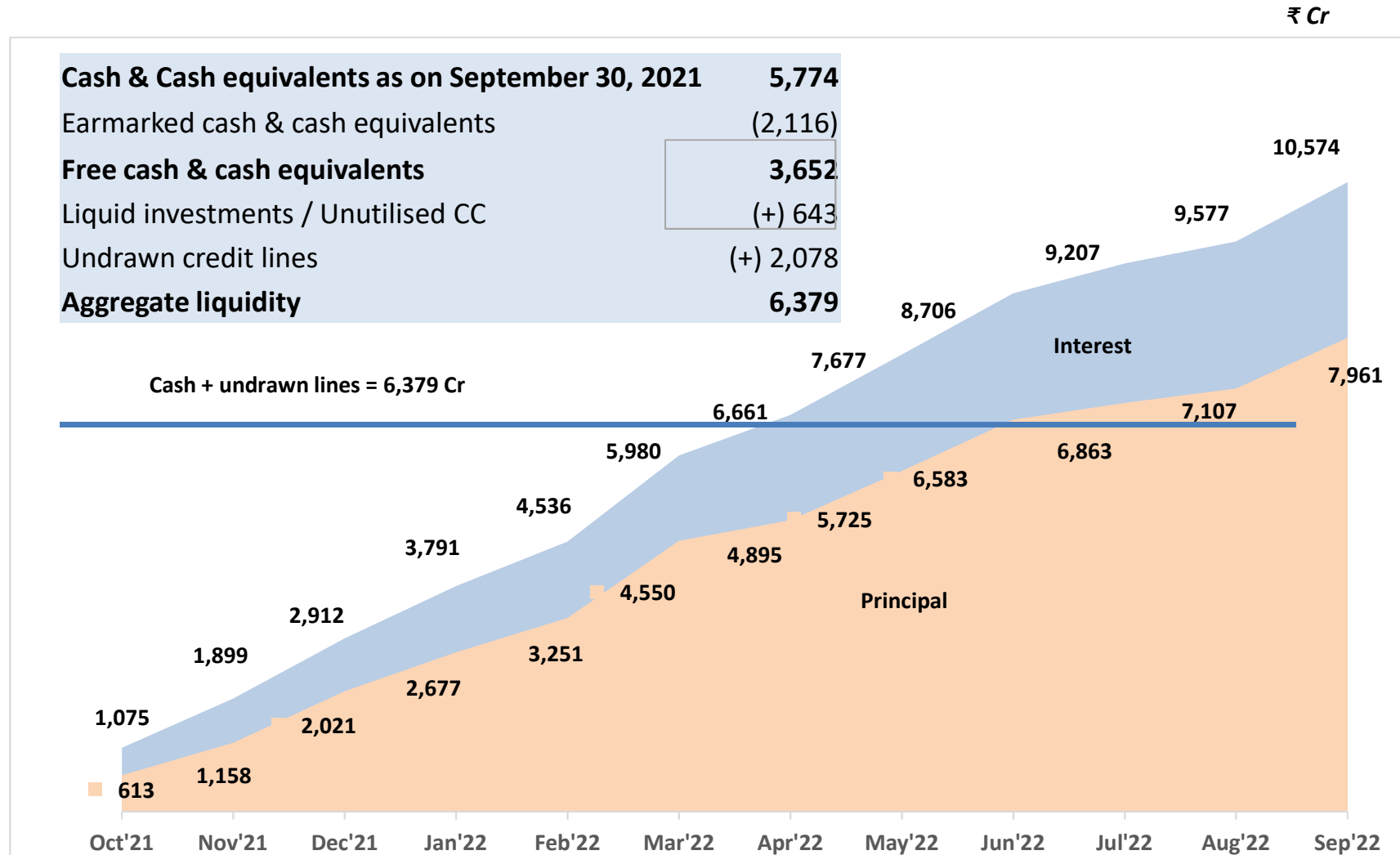
Structural Liquidity- Surplus across all buckets

₹ Cr




This ALM chart shows structural liquidity at consolidated level for IIFL Finance & its subsidiaries. This is prepared broadly based on RBI format, assuming static balance sheet position, not taking into account fresh disbursements. The inflows consider collection of only standard assets, excluding assigned assets as per IndAS, basis behavioral pattern applied conservatively. It takes only encumbrance free bank FDs and for outflows, operating expenses and liabilities.

Debt repayment obligation schedule, well covered



Debt resource raising trend



CRISIL long term rating at AA (Stable)

CRISIL maintains rating at AA (Stable) for IIFL Finance Ltd as well as IIFL Home Finance

IIFL Bonds garner ₹ 843 Cr

IIFL Finance public issue of secured bonds raised ₹ 843 Cr in October 2021

CRISIL upgrades IIFL Samasta rating

CRISIL upgraded IIFL MFI's long-term credit rating from CRISIL A+ Stable to AA(-) Stable.

Raised ₹ 2,800 Cr from banks

During the quarter, IIFL successfully tapped long term funds from banks ~₹2,800 crores

1. H1 & Q2 FY22 Financial performance

i. Key highlights

ii. Financial performance

iii. Asset quality

iv. Liquidity position

2. Business segments review

i. Home loan

ii. Business loan

iii. Gold loan

iv. Microfinance

3. Corporate, Digital strategy & ESG updates

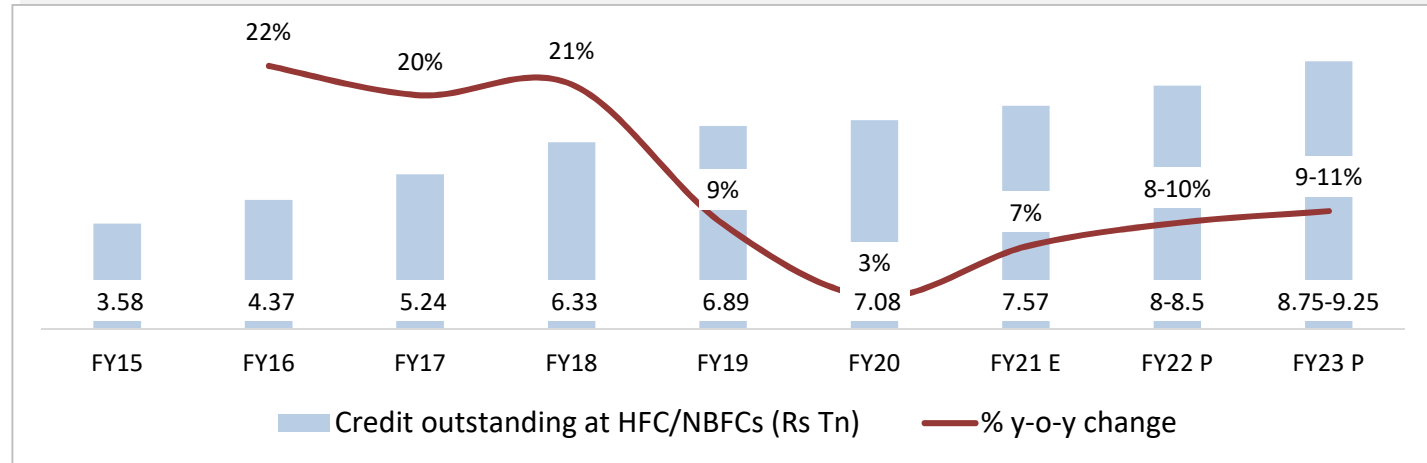
Home loans – industry overview



- Rising demand for housing in tier-II-III cities is expected to result into surge in construction which will increase the focus of financiers on urban areas.
- Rise in GDP per capita ('000), from 72 in FY12 to 152 in FY20, majorly contributed by private final consumption expenditure indicates growth in housing affordability of the people

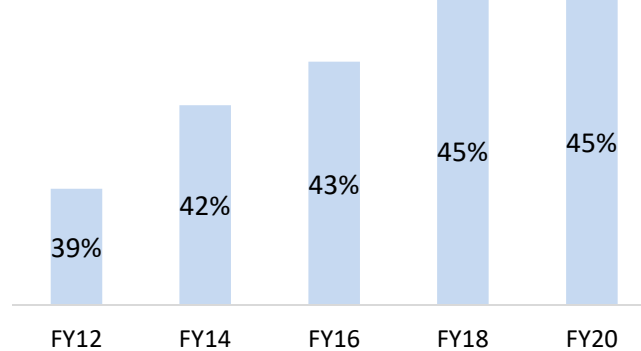
Housing loans outstanding at HFCs/NBFCs to grow by 8-10% in fiscal 2022

Home loans outstanding logged 16% CAGR over fiscals 2015-2020

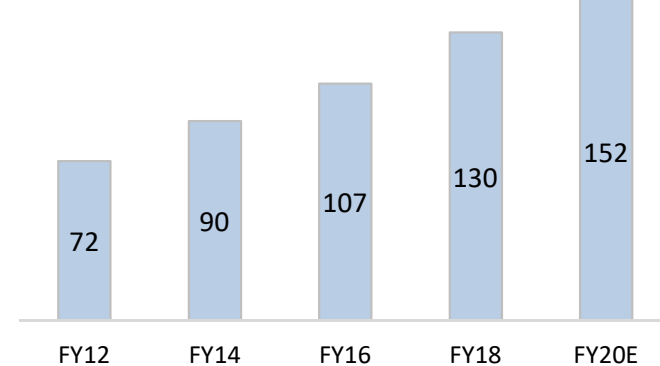


Growth drivers

Rise in finance penetration in India

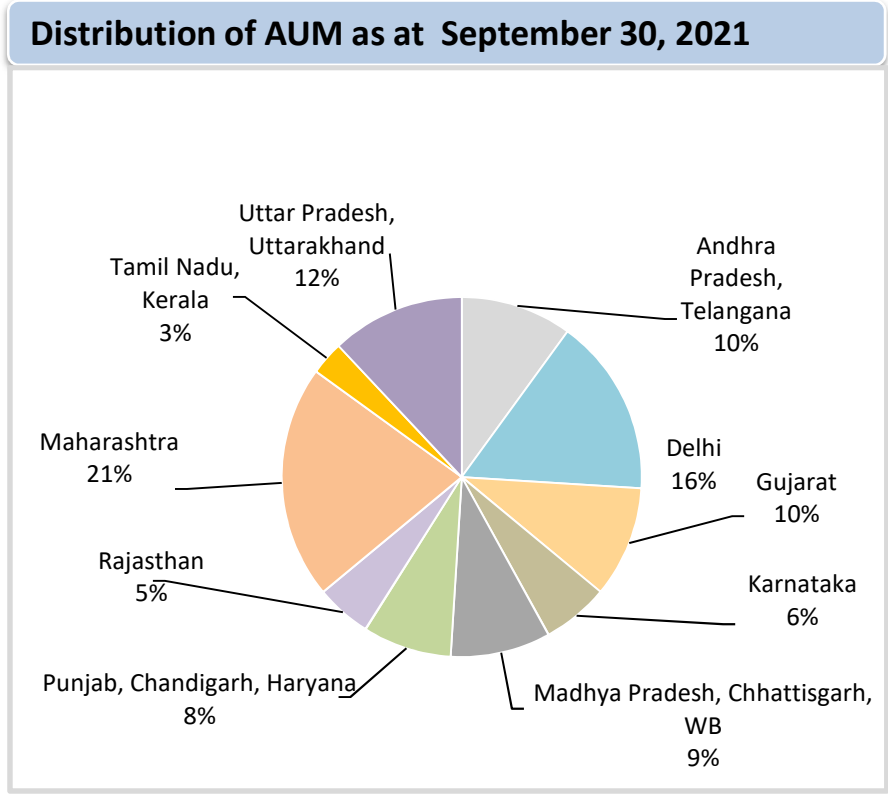


Rise in GDP per capita (Rs.'000)



Home loans – product overview

- ✓ Primary focus on **affordable** and non-metro customers. 90% of home loans were disbursed to customers under PSL category
- ✓ Target segment is salaried and self-employed profile with focus is on first time home buyers
- ✓ Business strategy aligned with government mission of “Housing for All “ through **CLSS subsidy**. Benefit of ₹ 1,184+ Cr has been given to over 49,500+ customers
- ✓ **100% home loans** are on-boarded and decisioned through **digital platform** thereby reducing operating cost and credit cost,



AUM
₹ 15,698 Cr

Gross /Net NPA¹
1.8% / 1.1%

Onboarding Average Ticket Size
₹ 17 Lakhs

LTV
72%

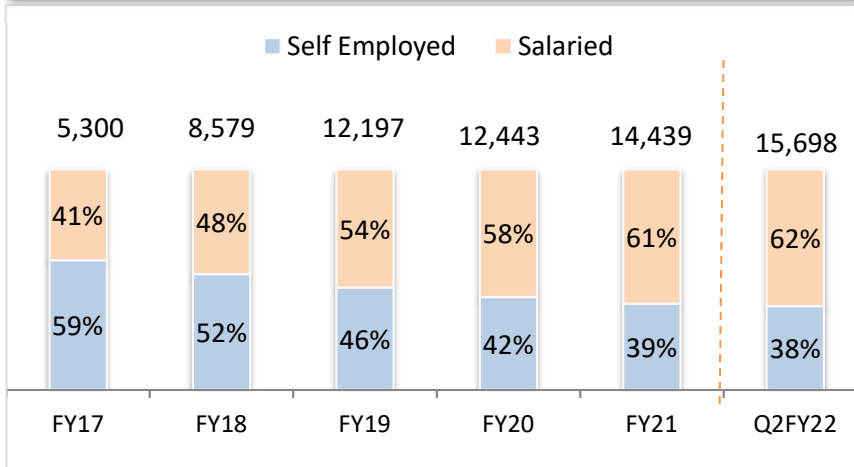
Tenor up to 20 years

99% Collection Efficiency (Sep 21)

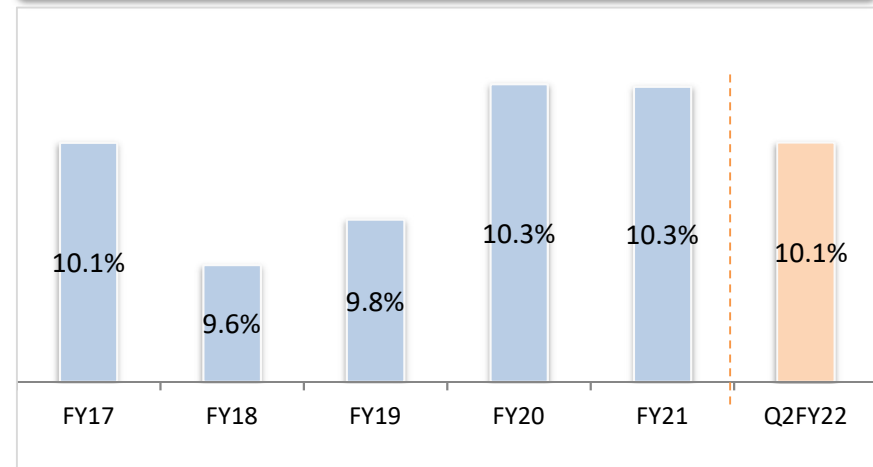
¹ Gross and net NPA are given on loan book. On AUM basis it is 1.5% / 1.0%

Home loans – financial overview

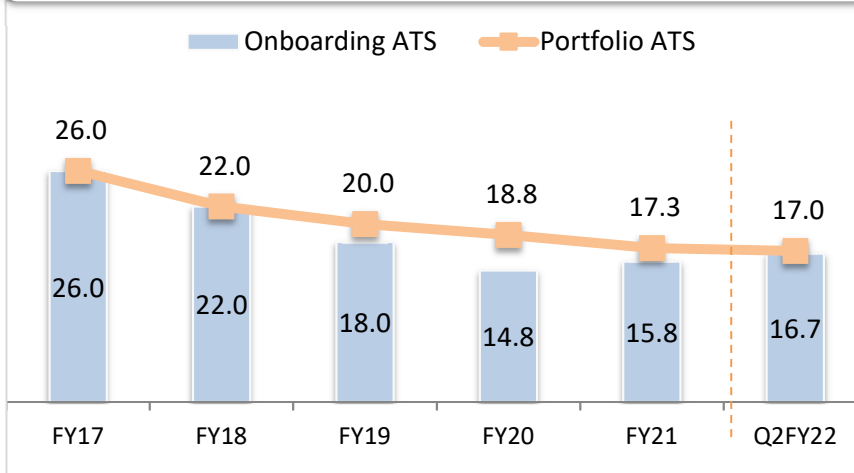
Assets Under Management (₹ Cr)




Portfolio Yield (%)



Average Ticket Size (₹ Lakhs)



Gross NPAs (%)



1. H1 & Q2 FY22 Financial performance

i. Key highlights

ii. Financial performance

iii. Asset quality

iv. Liquidity position

2. Business segments review

i. Home loan

ii. Business loan

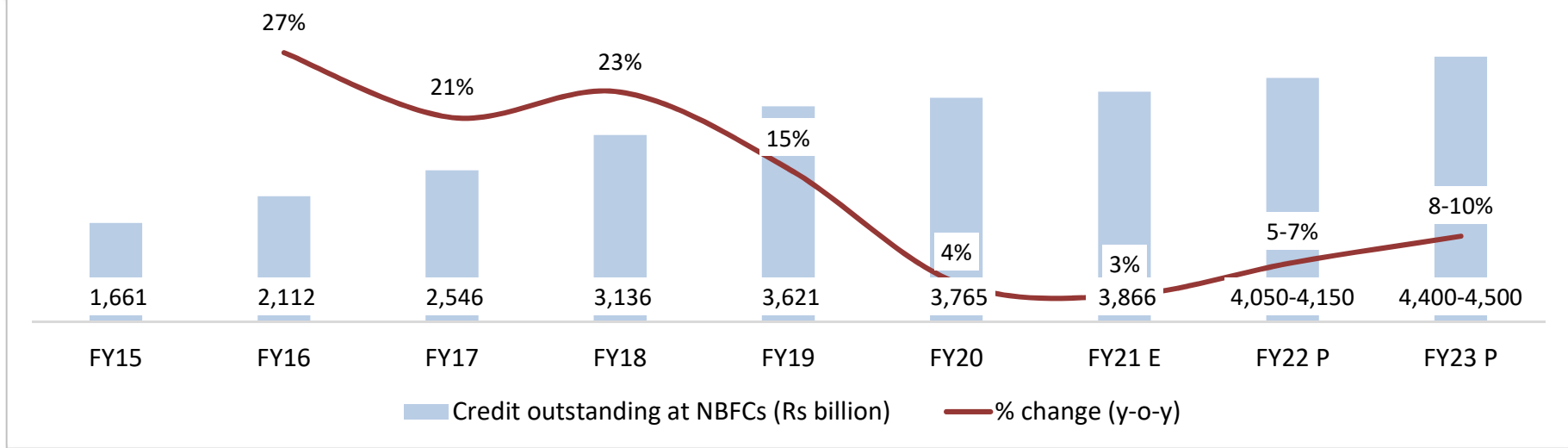
iii. Gold loan

iv. Microfinance

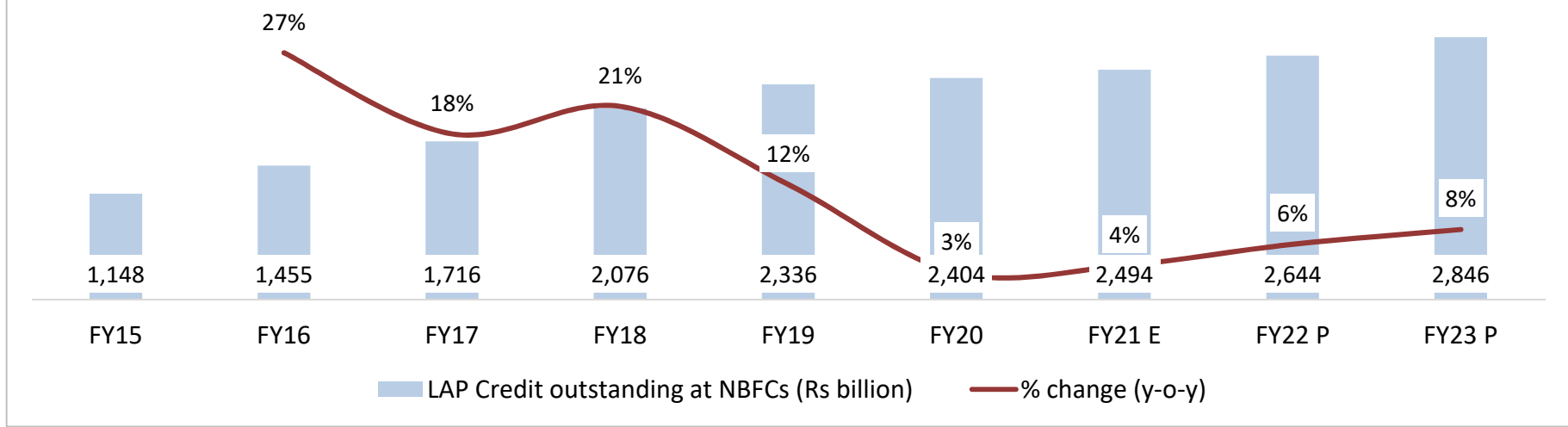
3. Corporate, Digital strategy & ESG updates

Business loans – industry overview

Non-bank MSME credit to pick up gradually as the economy revives



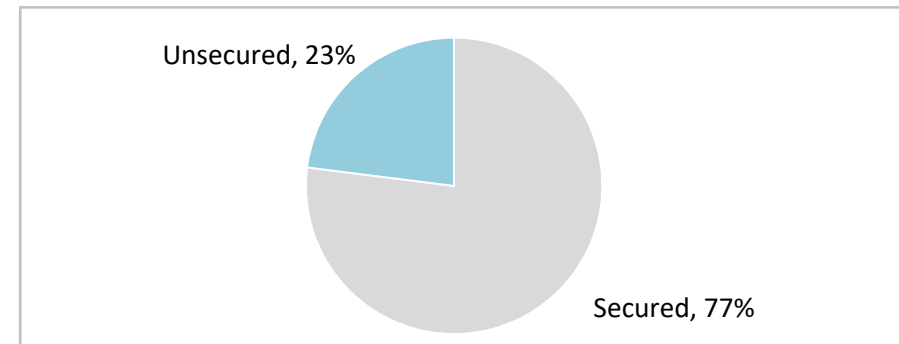
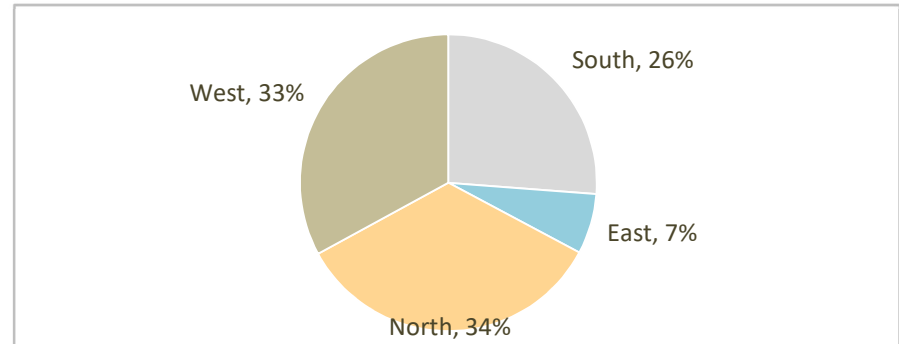
Non-bank LAP to grow by 8% in fiscal 2023



Business loans – product overview

- ✓ For business loans backed by cash flows
- ✓ 34% of unsecured unsecured MSME portfolio covered through CGTMSE guarantee scheme
- ✓ Focus on balancing prudent credit underwriting with instant in-principle decision and automated disbursements based on analytical scorecards
- ✓ Partnerships with leading fintech lenders focusing on both business and personal loans with appropriate risk sharing arrangements
- ✓ Average security cover of over 2x for secured loans. More than three fourths of Business Loan portfolio is secured.

Distribution of AUM as at September 30, 2021



AUM
₹ 7,019 Cr

Gross/Net NPA
6.1% / 2.5%

On boarding ATS
₹ 13.7 Lakhs

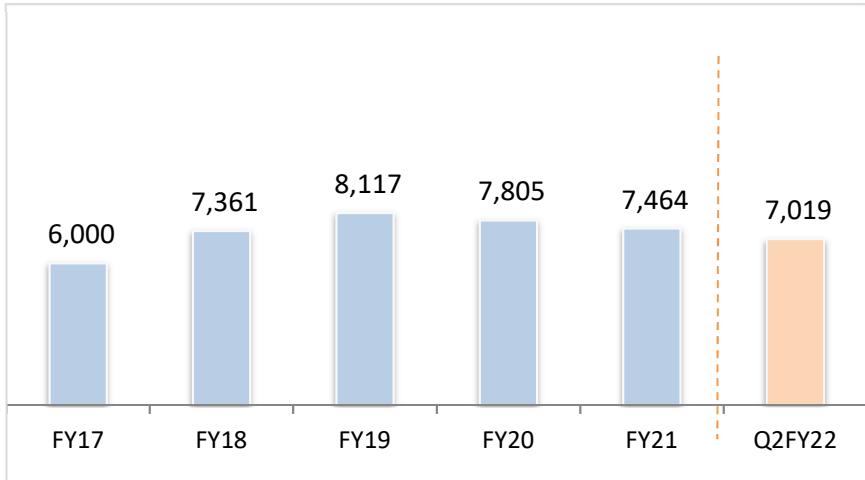
Tenor
Secured / Unsecured
Upto 12 years/ 3 years

94% Collection Efficiency
(Sep 21)

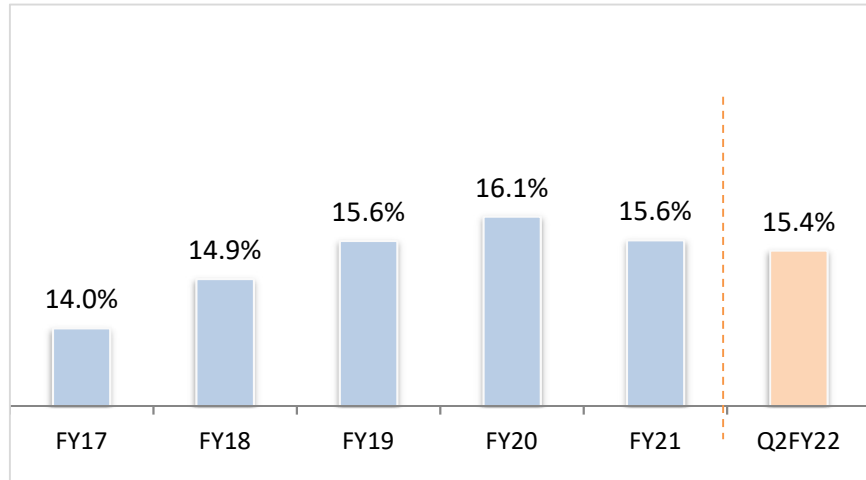
Business loans – financial overview



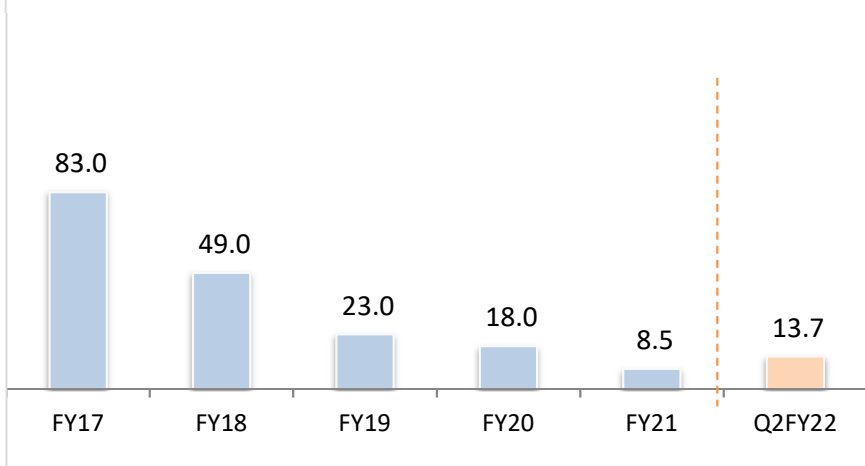
Assets Under Management (₹ Cr)



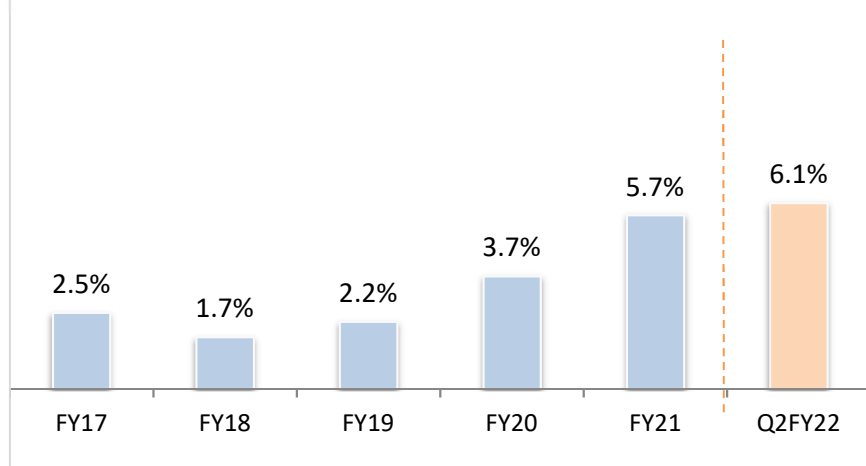
Portfolio Yield (%)



Onboarding Average Ticket Size (₹ Lakhs)



Gross NPAs (%)



1. H1 & Q2 FY22 Financial performance

i. Key highlights

ii. Financial performance

iii. Asset quality

iv. Liquidity position

2. Business segments review

i. Home loan

ii. Business loan

iii. Gold loan

iv. Microfinance

3. Corporate, Digital strategy & ESG updates

Gold loans – industry overview



25,000 tonnes
of gold is held by Indian
Households
(**65% in Rural India**)



47%
of total gold globally is in the
form of Jewellery

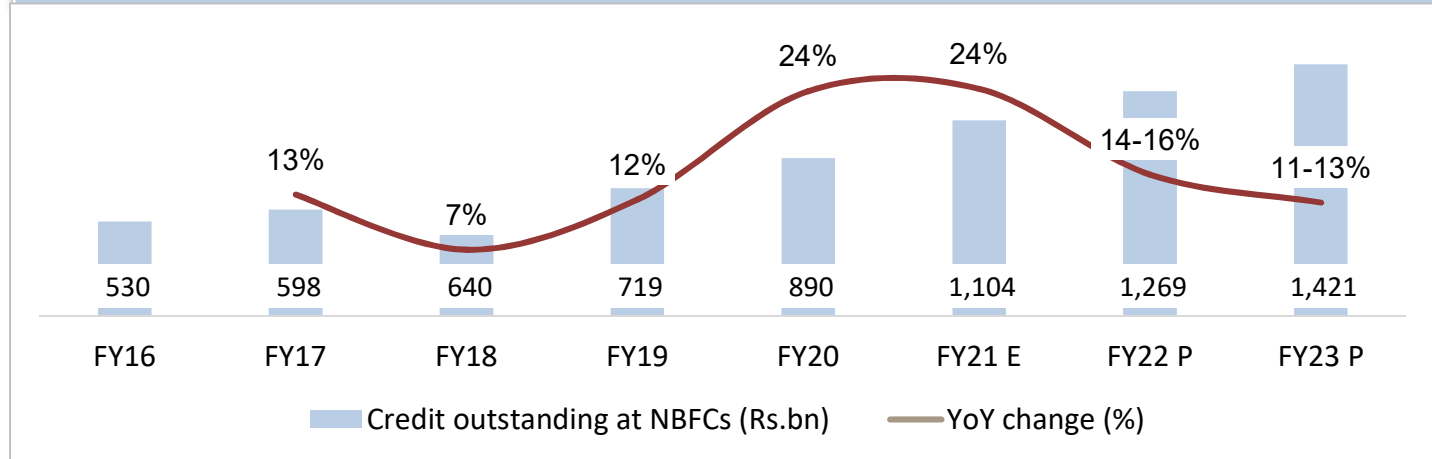


1,97,576 tonnes
of gold mined world over
since the beginning of
civilisation (*2019 estimate*)

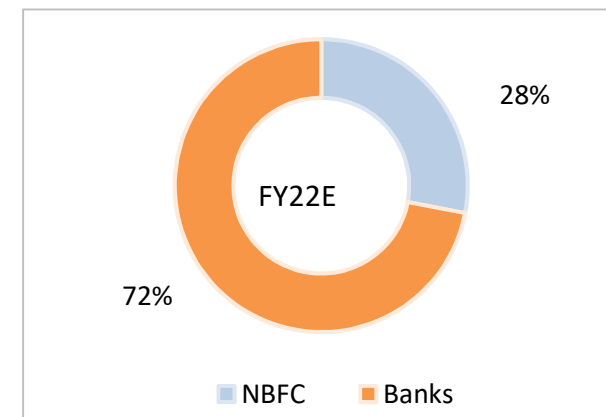
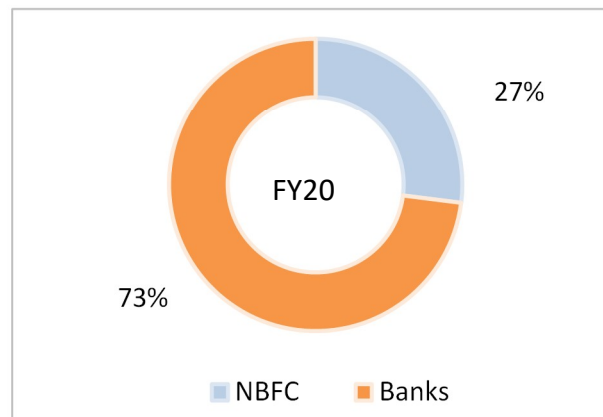


35%
of gold lending is done by the
formal sector (up from 25%-
30% a decade ago)¹

Gold loan NBFCs to grow 14-16% this fiscal¹



NBFC Market Share in Gold Loans is expected to increase²

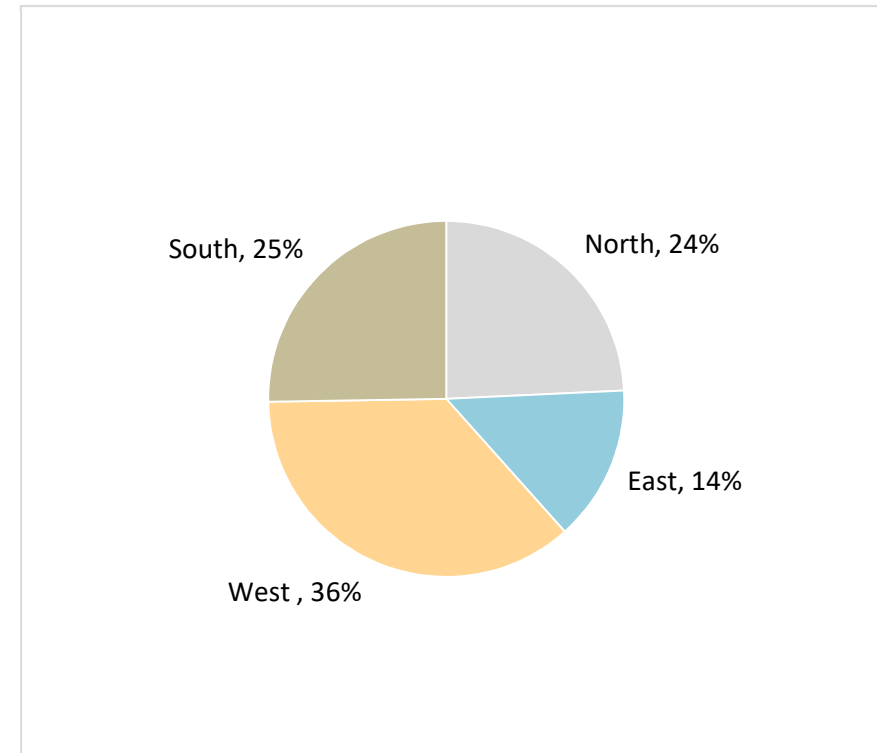


¹Source: Asia Pacific Tactical Research, BofA Securities | 30 June 2021 ²Source: World Gold Council, Crisil NBFC Report 2021

Gold loans – product overview

- ✓ Branches in more than 1150 towns/ cities
- ✓ Loan against gold ornaments for personal & business use with on-boarding LTV ~75%
- ✓ In-house loan origination tablet application equipped to screen customers for earlier defaults, frauds and negative customer lists
- ✓ Strong emphasis on collections and resolution resulting in negligible losses
- ✓ Launched digital gold loan – for top-up and online renewal of gold loans

Distribution of AUM as at September 30, 2021



AUM
₹ 13,600 Cr

Gross/Net NPA
1.0% / 0.8%

**Onboarding
Average Ticket Size**
₹ 0.7 Lakhs

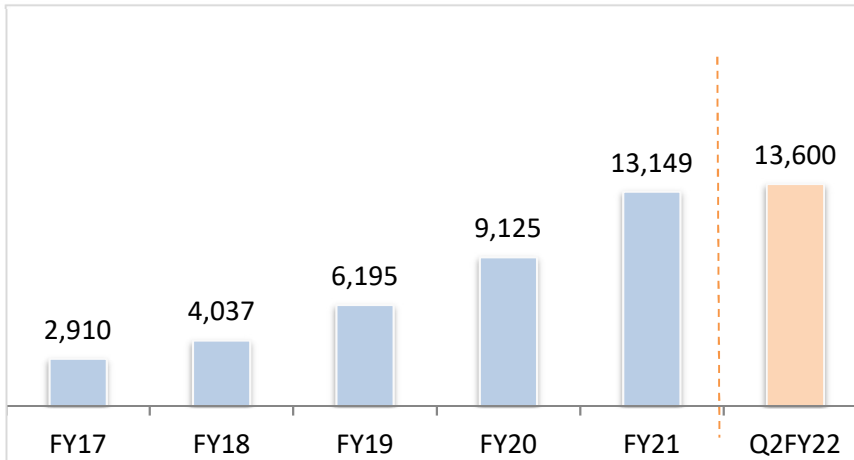
Tenor
upto 2 years

105% Collection Efficiency
(Sep 21)

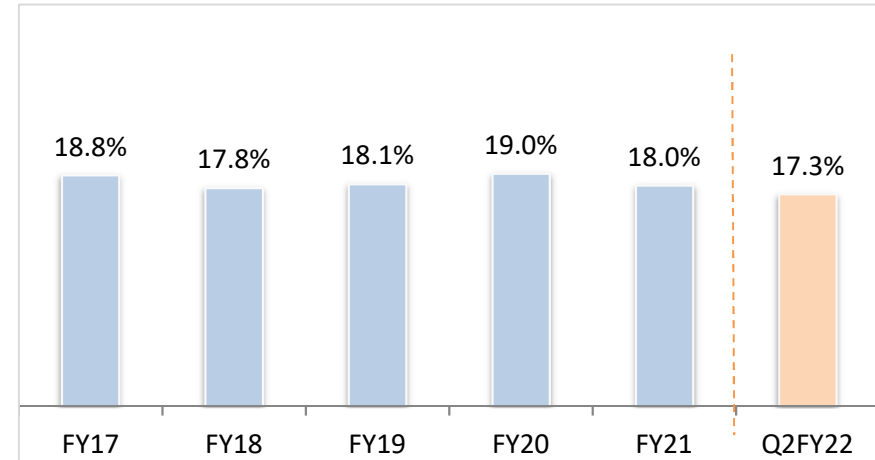
Gold loans – financial overview



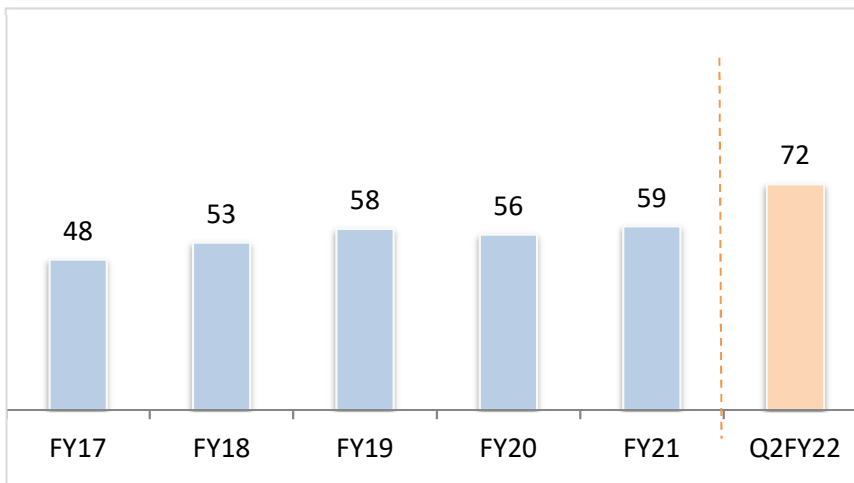
Assets Under Management (₹ Cr)



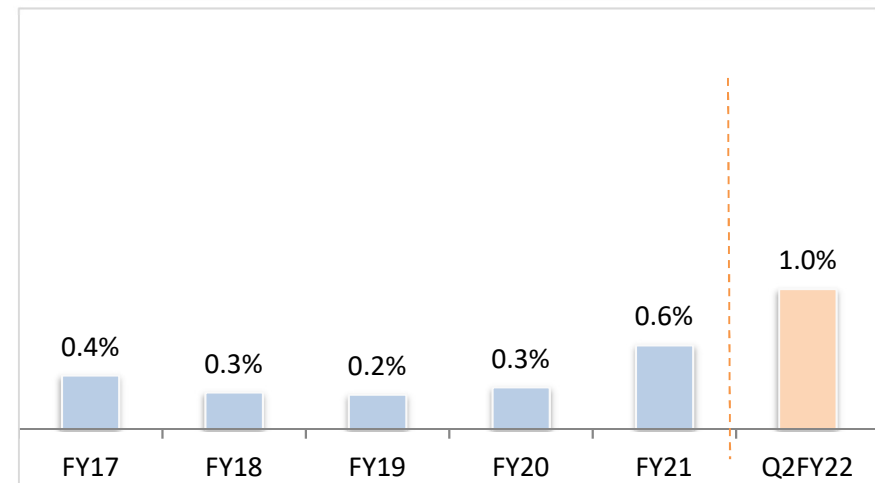
Portfolio Yield (%)



Onboarding Average Ticket Size (₹ '000s)



Gross NPAs (%)



1. Q2FY22 Financial performance

i. Key highlights

ii. Financial performance

iii. Asset quality

iv. Liquidity position

2. Business segments review

i. Home loan

ii. Business loan

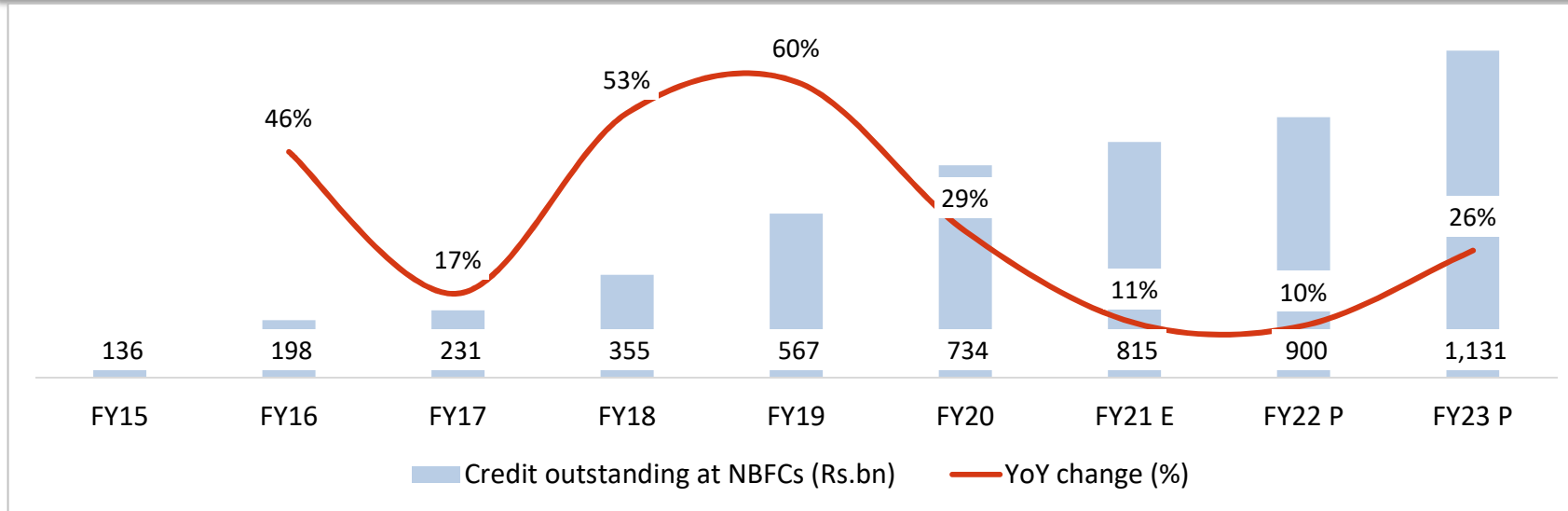
iii. Gold loan

iv. Microfinance

3. Corporate, Digital strategy & ESG updates

Microfinance – industry overview

Overall MFI to grow by 25-26% in FY22

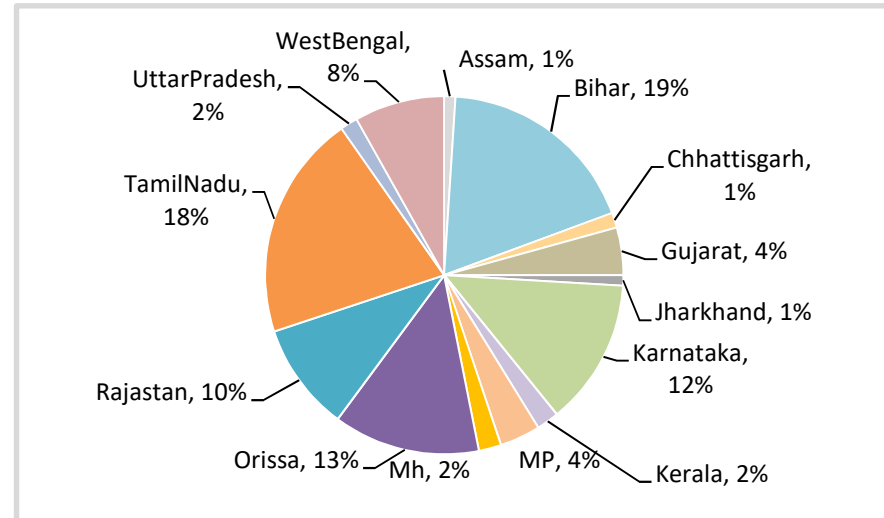


1. Growth for the FY23 is projected at 26-28%
2. Microfinance borrowers highly depend on the source of credit for their daily livelihood, they have started making payment thus increasing the overall collection efficiency.
3. Better collection efficiency to spur NBFC-MFI growth

Microfinance – product overview

- ✓ Small-ticket loans for purpose of income generation activities
- ✓ Target segment is rural and semi-urban self-employed women in joint liability groups
- ✓ Extensive presence in 17 states, 278 districts
- ✓ Strong emphasis on training and awareness of all customers detailing end use of funds, timely repayment and emphasis on joint liability

Distribution of AUM as at September 30, 2021



AUM
₹ 4,534 Cr

Gross/Net NPAs
2.4% / 0.0%

States
17

Total Customers
15.8 Lakh

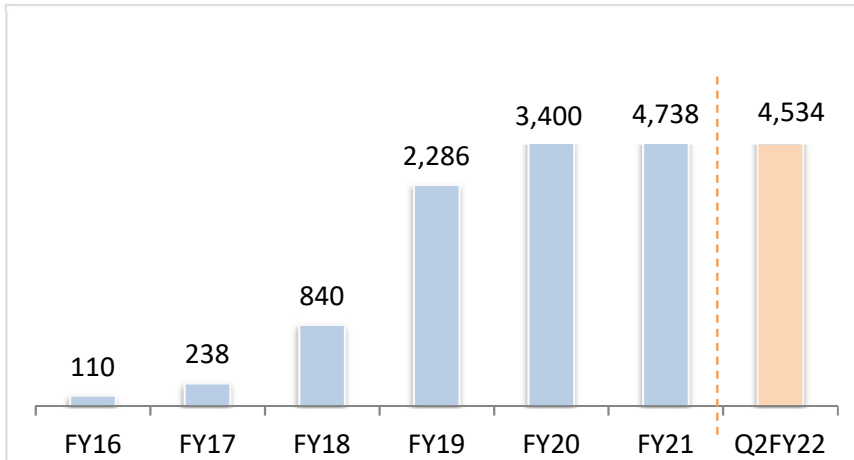
Tenor
~2 years

120% Collection Efficiency
(Sep 21)

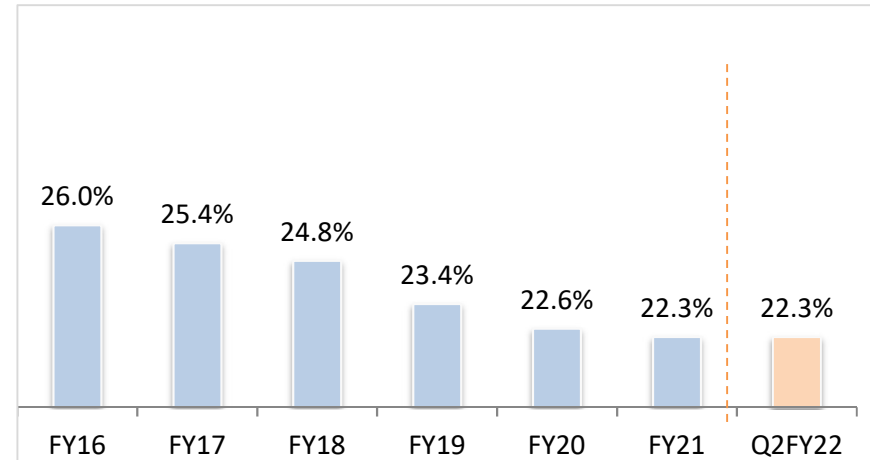
Microfinance – financial overview



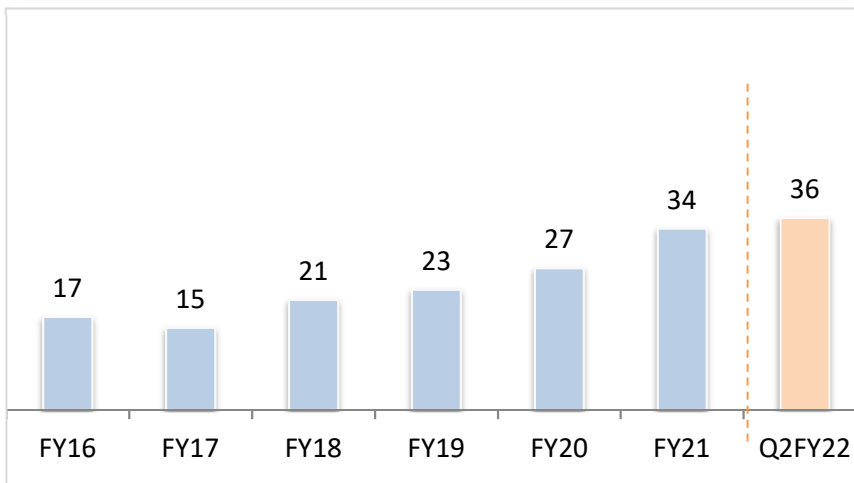
Assets Under Management (₹ Cr)



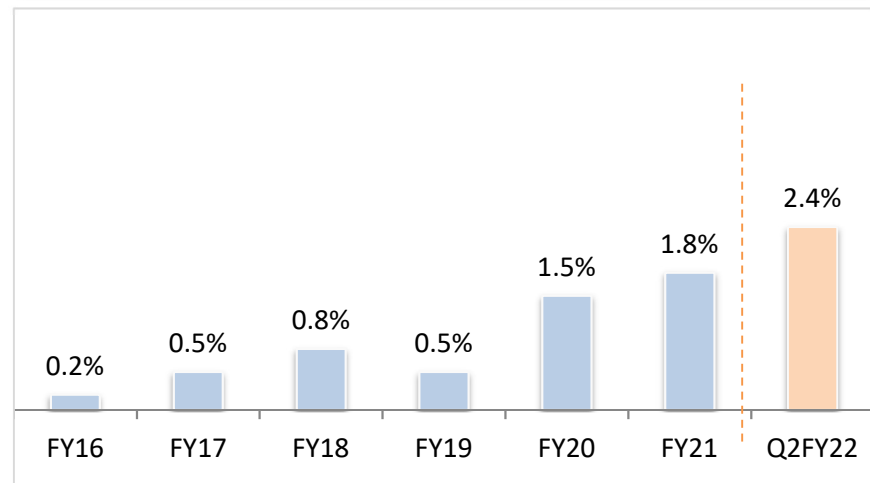
Portfolio Yield (%)



Onboarding Average Ticket Size (₹ '000s)



Gross NPAs (%)



1. H1 & Q2 FY22 Financial performance

i. Key highlights

ii. Financial performance

iii. Asset quality

iv. Liquidity position

2. Business segments review

i. Home loan

ii. Business loan

iii. Gold loan

iv. Microfinance

3. Corporate, Digital strategy & ESG updates

Strategic & Digital updates during the quarter

Gold Loan



Launched Co-branded **Prepaid Card** with ICICI Bank for Gold Loan Customers



Tied-up with **GooglePay** for lead generation

Home Loan



Integrated with **WhatsApp** for better customer engagement on post disbursal **customer queries**



Online pre-qualification lead filtration form-approve loans by collecting just three data points

Business Loan



Went live on **account aggregator** to help customers and securely better underwrite small enterprises



Rs. 315 Cr. top-up loans disbursed **under secured business loans** till date in a **paperless** manner without any human intervention



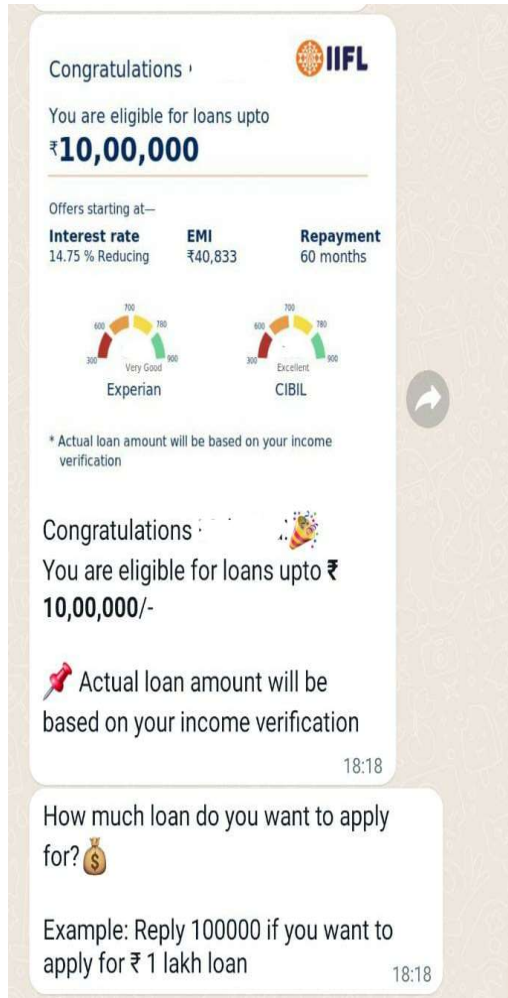
Rs. 43 Cr. of **unsecured business loans** disbursed via **MyMoney app** till date

Instant business loan on Whatsapp



First NBFC in the country to launch instant business loan end to end journey on WhatsApp

- 60000+ leads generated in 10 days of launch. Loan worth Rs.4.5 crs disbursed.



Onboarding Journey

- Ease of chat has been brought to the complex loan journey
- Whatsapp's 450Mn+ users across India can avail a 24x7 loan facility to get a loan under ten minutes
- Account aggregator embedded in the journey to reduce the bank statement drop-offs

Data Analytics

- API Integration with fintech vendors
- Machine learning models to assist underwriting
- E-KYC & E-Signature

Powered by AI Bot









- Powerful AI-bot matches the users' inputs to the loan offer, and facilitates the application through KYC, Bank Account Verification (BAV) and mandate setup.
- Users will be able to avail loan upto Rs.10 lakh with minimum documentation and approval in 5 mins. .



Fraud Checks

- Fraud checks integrated within the journey itself
- New age fintech solution giving fraud score of users deployed.

Our recent partnerships with banks..

Bank Name				
Product	 Gold Loan	 Gold Loan	 Home Loan and MSME LAP	 Home Loan and MSME LAP
Nature of agreement	Sourcing Servicing arrangement	Co-lending arrangement	Co-lending arrangement	Co-lending arrangement
Funding by Partnering bank	100%	80%	80%	80%
Credit Policy	Mutually accepted policy	Mutually accepted policy	Mutually accepted policy	Mutually accepted policy

The above agreements are a win-win partnership for both IIFL Finance as well as the banks:

- Banks will be able to improve their reach to Tier 2 / Tier 3 cities by leveraging existing network of NBFCs
- NBFCs can increase their customer base without the need for regular fundraising
- Informal segment borrower will get access to cheaper source of funds

Home loan: Aiming for inclusive growth



IIFL is firmly committed to support economic activity and financial inclusion through its loan offerings while adapting to changes in the external environment.

132,000+ loans to **first-time** home buyers

49,500+ families benefitted under **CLSS**

1180+ Cr. subsidy provided till date

39,900+ loans given to the **informal segment**

61% loans given to **female** owners/co-owners

Gold loan: Supporting small ticket borrowers



Gold loans are essentially small-ticket business loans

65% of gold loan are of **less than ₹ 50,000 value**

81% of the branches are located **in tier II, III cities and rural areas**

63% of loans given to **small businesses**

6% of loans is for **agricultural purposes**

Digital top-up, renewal and doorstep facility for convenience of borrowers

Instant hassle free loans ensure easy access to credit for underserved segments

Microfinance: Aiming for financial inclusion



Microfinance loans are for income generating activities

86% of these benefited customers stay in the **rural area** of the country

15.8 lakhs+ families benefited in **17 states** with financial intervention

7,205+ dairy farmers supported through 9 cattle health centres in 4 States

Supports **self-employed women** in under-served rural areas

Distinguished Board of Directors

IIFL Finance – Board of Directors



Nirmal Jain, Chairman & Whole-time Director

- MBA from IIM Ahmedabad, rank-holder CA and Cost Accountant. Worked with Unilever for 5 years
- Founded and led IIFL since 1995



R Venkataraman, Managing Director

- MBA from IIM Bangalore, B-Tech from IIT Kharagpur
- Worked with ICICI Bank, Barclays, GE Capital
- Co-founder of IIFL



Chandran R, Non-Executive Director

- Managing Director, Hamblin Watsa Investment Counsel Ltd.
- Director & CEO, Fairfax India Holdings Corp.
- MBA from University of Toronto, B. E from IIT Madras



A K Purwar, Independent Director

- Chairman of Tadas Wind Energy Private Limited & Eroute Technologies Private Limited
- Former Chairman, State Bank of India



V. K. Chopra, Independent Director

- Chartered Accountant and Former Whole-Time Member, SEBI
- Former Chairman & MD - Corporation Bank and SIDBI



Nilesh Vikamsey, Independent Director

- Senior Partner at Khimji Kunverji & Co
- Past President of The Institute of Chartered Accountants of India



Geeta Mathur, Independent Director

- Co-chair for the India Chapter of Women Corporate Directors Foundation
- Chartered Accountant with over 20 years of experience as a Finance professional



Ramakrishnan Subramanian, Additional Director (Independent Director)

- Sr. Advisor, Operating Partner, Consultant with PE, VC, FIs and Fintech in India
- Chartered Accountant with over 30 years of leadership roles and experience



Vibhore Sharma, Independent Director

- Engineering & product leader with over 20 years of experience
- Amongst the earliest members of InfoEdge India

Experienced senior management team



IIFL Finance



Rajesh Rajak
(Chief Financial Officer)

- 22+ years of work experience
- Prior to this, he was SVP-heading Business Finance function with HDFC Bank Ltd., where he has been for the past 14 years



Sanjeev Srivastava
(Chief Risk Officer)

- Chartered Accountant
- Industry veteran with 20 years of experience within financial services



Sneha Patwardhan
(Compliance Officer)

- 13 years of experience in the field of Secretarial, Compliance, Legal, Corporate Advisory, Corporate Governance and Mergers & Acquisitions.

IIFL Home Finance



Monu Ratra
(Chief Executive Officer)

- Qualified architect and MBA
- Over two decades of mortgage experience having worked with HDFC, ICICI Bank and Indiabulls Housing



Amit Gupta
(Chief Financial Officer)

- 20+ years of varied experience in financial services viz. accounting, finance, audit and compliance



Abhishikta Munjal
(Chief Risk Officer)

- Chartered Accountant
- 19 years of work experience with 17+ years experience in mortgages and housing finance

IIFL Samasta



N Venkatesh
(Chief Executive Officer)

- 20 years of experience in the financial services sector
- Completed program for strategic leadership in microfinance at Harvard Business School



Anantha Kumar T
(Chief Financial Officer)

- 10+ years of varied experience across industries such as financial services, steel, garments and IT



Sabari Krishna
(Chief Risk Officer)

- ACS, CAIIB
- 13+ years of experience in Risk Management, Operational Risk, Risk Assessment, Compliance and Capital Raising

IIFL's brand and credibility recognized at various forums


IIFL Finance was listed as an **"Iconic Brand"** by the **Economic Times**



IIFL Finance received **'India Most Admired Financial Services Provider'** Award at **Asian BFSI Leadership Awards**



IIFL Finance's **MyMoney App** as **"Best Finance App"** at **National Awards for Excellence in Digital Marketing**



IIFL Finance received the award for the **"Best Financial Inclusion Initiative"** at **National Awards for Excellence in BFSI**



IIFL Finance's **#UmeedwaliSeedhiBaat** received the **Impact Digital Influencer Award**

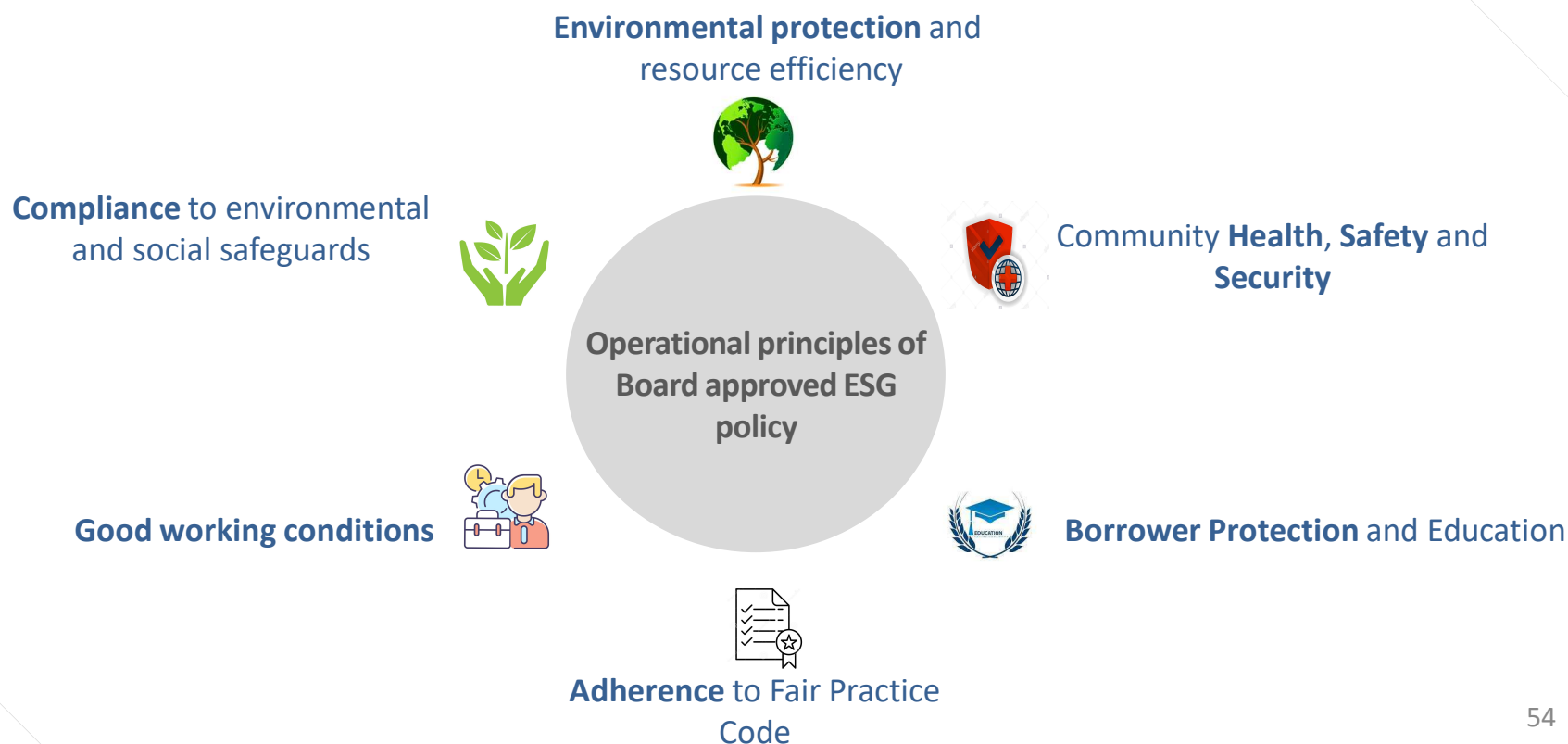


Accorded as the **'Great Place to Work'** for the **third consecutive year in FY21**



Environment, Social and Governance (ESG) Initiatives

- As a responsible corporate, IIFL Finance aims to deliver sustainable growth through financial products and services that help satisfy unmet societal needs, enable a thriving society, conserve environment and create long-term value for all
- The Company has a dedicated ESG committee which meets quarterly to discuss a range of ESG issues that aim to drive the Company's values and impact
- Marquee investors CDC have representation at the ESG committee and they continue to guide us with their rich, global experience in driving ESG initiatives.



IIFL HFL contribution to Environment Sustainability- Green affordable housing impact by green value partners



- Pioneered Green Building concept in partnership with housing developers through "Kutumb" platform
- It provides industry experts and housing developers, a platform to promote sustainable infrastructure. The benefits of Green buildings are - with usage of sustainable raw materials, green buildings help protect biodiversity and ecosystem. It further allows reduced carbon footprint, cost efficient structures and better health of residents.

IGBC preliminary certified / certified projects under management – 13,736 units

- 31 Projects registered with IGBC and GRIHA Green Certification Agencies
- 1 Project received final certification
- 16 Projects preliminary certified
- 12 Projects under Pre-Registration

9,374 MWH p.a. ENERGY SAVINGS

5,41,473 KL p.a. WATER SAVINGS

8,624 Tonnes p.a. EMISSION SAVINGS

Total number of units funded by IIFL Home Loans (IGBC & GRIHA certified)

4,900+

Target Impact Through Kutumb (March 2023):

200	~54,00,000	60,000
RESIDENTIAL PROJECTS	SQUARE METERS	UNITS CERTIFIED

Scan to Download:

BUILDING GREEN
IIFL Home Loans' Guide to Sustainable Affordable Housing

Launched IIFL Home Finance Sustainability Report

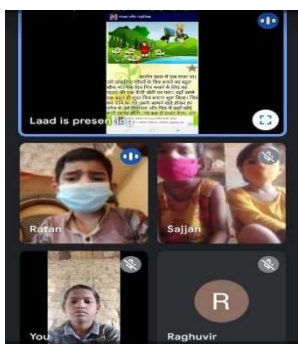
Scan to Download:

CSR projects continue amid covid with creative use of technology



Sakhियों ki Baadi (Rajasthan)

- Sakhियों ki Baadi is an initiative aimed at eradication of female illiteracy from Rajasthan
- Learning centres has been set up for girls in the age group of 4 yrs. to 14 yrs. old
- The centres are located in the areas dominated by native Scheduled Tribe communities, where girls often dropout of school or are never enrolled at one.



Total Number of Centres	Districts	Total Number of Students	Children connected over online sessions
1164	11	35,964	5217



Maa Bari Centres

IIFL Foundation has taken a lead to collaborate with the Government of Rajasthan (TAD department) for transforming Maa Bari centers as a 'Child Friendly Model Maa Bari Centre'

The initiative aims to

- Enhance the academic learning of the students through introduction of 'Digital Tools' (TV & Android Tablet)
- Access to healthy sanitation facility
- Development of play area and upgrading Maa Bari as a 'Green Structure' through installation of solar panels.



Employment and Livelihood Generation Programme

A skill development training through a specialized certification course - Chartered Financial Expert (CFX).

Over completion of course the participants shall grow as Financial Entrepreneurs, who are prepared to enter Banking, Financial Services, and Insurance Industry.

A batch of **53** students is in progress

Thank you

Published in October 2021

IIFL Finance Ltd. All rights reserved. Regd. Off: IIFL House, Sun Infotech Park, Road No. 16V, Plot No.B-23, Thane Industrial Area, Wagle Estate, Thane – 400604.

This report is for information purposes only and does not construe to be any investment, legal or taxation advice. It is not intended as an offer or solicitation for the purchase and sale of any financial instrument. Any action taken by you on the basis of the information contained herein is your responsibility alone and IIFL Finance Ltd (hereinafter referred as IIFL) and its subsidiaries or its employees or directors, associates will not be liable in any manner for the consequences of such action taken by you. We have exercised due diligence in checking the correctness and authenticity of the information contained herein, but do not represent that it is accurate or complete. IIFL or any of its subsidiaries or associates or employees shall not be in any way responsible for any loss or damage that may arise to any person from any inadvertent error in the information contained in this publication. The recipients of this report should rely on their own investigations. IIFL and/or its subsidiaries and/or directors, employees or associates may have interests or positions, financial or otherwise in the securities mentioned in this report.