

July 18, 2023

**National Stock Exchange of India Ltd. (Symbol: INDUSINDBK)
BSE Ltd. (Scrip Code: 532187)
Luxembourg Stock Exchange**

Madam/ Dear Sir,

Sub: Disclosure under Regulation 30 and 46 of the SEBI (Listing Obligations and Disclosure Requirements) Regulations, 2015

In compliance with Regulation 30 and 46 of the SEBI (Listing Obligations and Disclosure Requirements) Regulations, 2015 ('Listing Regulations'), we enclose herewith the Investor Presentation on Unaudited Standalone and Consolidated Financial Results for the first quarter ended June 30, 2023 ('Presentation').

In compliance with Regulation 46 and 62 of the Listing Regulations, the Presentation is being hosted on the Bank's website at www.indusind.com


We request you to kindly take note of the above and arrange to bring the same to the notice of all concerned.

Thanking you,

Yours faithfully,
For IndusInd Bank Ltd.


**Anand Kumar Das
Company Secretary**

Encl: a/a



IndusInd Bank Limited, Building No. 7, Solitaire Corporate Park, Andheri-Ghatkopar Link Road, Chakala, Andheri E, Mumbai - 400 093, India. Tel: (0022) 66412200

Registered Office: 2401 Gen. Thimmayya Road, Pune 411 001, India
Tel.: (020) 2634 3201 Fax: (020) 2634 3241 Visit us at www.indusind.com
CIN: L65191PN1994PLC076333








Investor Presentation

Q1-FY24 | JUNE 2023

July 18, 2023

IndusInd Bank at a Glance

	<p>5th Largest Private Bank with Disproportionately Large Distribution Network</p>	<p>₹3,01,317 crs Loans Diversified Across Products and Geographies</p> <p>₹ 3,47,047 crs Deposits</p>	<p>35 mn Customers Across Segments</p>	<p>6,561 Group Network Pan India</p>
	<p>Universal Banking Approach with Diversified Loan & Deposit Mix</p>	<p>54:46 Loan Mix Retail VS Wholesale</p>	<p>40% CASA Stable Low-cost Deposits</p>	<p>Innovative Digital Approach Overall Digital Transaction Mix at 93%</p>
	<p>Strong Domain Expertise Long Vintage across Cycles</p>	<p>Vehicle Finance 26% of the Loan Book</p>	<p>Micro Finance 11% of the Loan Book</p>	<p>Gems & Jewellery 4% of the Loan Book</p>
	<p>Robust Balance Sheet with Strong Capital Adequacy & Contingency Buffers</p>	<p>18.40% CRAR Tier 1: 16.89 Tier 2: 1.51</p>	<p>132% Average LCR Well above regulatory requirement</p>	<p>71% PCR GNPA 1.94% NNPA 0.58%</p>
	<p>Strong Profitability amongst highest in the Industry</p>	<p>4.29% Net Interest Margin</p>	<p>45.86% Cost to Income</p>	<p>5.5% Operating Profit Margin to Loans</p>



Key Financial Highlights for Q1 FY24

Balance Sheet	Loans	Deposits	CASA	Term Deposits	Total Assets
	₹3,01,317 crs ▲ 22% YoY ▲ 4% QoQ	₹3,47,047 crs ▲ 15% YoY ▲ 3% QoQ	₹1,38,440 crs ▲ 6% YoY ▲ 3% QoQ	₹2,08,607 crs ▲ 21% YoY ▲ 4% QoQ	₹4,66,993 crs ▲ 14% YoY ▲ 2% QoQ
Profit & Loss	Net Interest Income	Total Other Income	Revenue	Operating Profit	Net Profit
	₹4,867 crs ▲ 18% YoY ▲ 4% QoQ	₹2,210 crs ▲ 14% YoY ▲ 3% QoQ	₹7,077 crs ▲ 17% YoY ▲ 4% QoQ	₹3,831 crs ▲ 12% YoY ▲ 2% QoQ	₹2,124 crs ▲ 30% YoY ▲ 4% QoQ
Key Ratios	Net Interest Margin	Return on Assets	Return on Equity	Cost to Income	Net NPA
	4.29% ▲ 8 bps YoY ▲ 1 bps QoQ	1.90% ▲ 17 bps YoY ▲ -bps QoQ	15.24% ▲ 180 bps YoY ▼ 2 bps QoQ	45.86% ▲ 250 bps YoY ▲ 93 bps QoQ	0.58% ▼ 9 bps YoY ▼ 1 bps QoQ



Q1FY24 Outcome Against PC-6 Ambitions

Planning Cycle 6 (FY 2023-26)			Q1FY24 Outcome
Resulting in	Loan Growth	18%-23%	22%
	Retail Loan Mix	55%-60%	54%
	Retail Deposits as per LCR	45%-50%	43%
	PPOP / Loans	5.25% - 5.75%	5.5%
	Branch Network	3,250 - 3,750	2,606
	Customer Base	> 50mn	35mn

Consolidated Balance Sheet

₹In crs	Q1 FY24	Q1 FY23	Y-o-Y (%)		Q4 FY23	Q-o-Q (%)	
Capital & Liabilities							
Capital	776	775	-	-	776	-	-
Reserves and Surplus	56,368	48,932	15%	▲	54,229	4%	▲
Deposits	3,47,047	3,02,719	15%	▲	3,36,120	3%	▲
Borrowings	45,622	41,812	9%	▲	49,011	(7)%	▼
Other Liabilities and Provisions	17,180	15,862	8%	▲	17,701	(3)%	▼
Total	4,66,993	4,10,100	14%	▲	4,57,837	2%	▲
Assets							
Cash and Balances with RBI	28,235	56,153	(50)%	▼	42,975	(34)%	▼
Balances with Banks	18,168	6,615	175%	▲	13,802	32%	▲
Investments	94,216	72,487	30%	▲	83,076	13%	▲
Advances	3,01,317	2,47,960	22%	▲	2,89,924	4%	▲
Fixed Assets	2,109	1,952	8%	▲	2,078	1%	▲
Other Assets	22,948	24,933	(8)%	▼	25,982	(12)%	▼
Total	4,66,993	4,10,100	14%	▲	4,57,837	2%	▲



Consolidated Profit and Loss Account – Q1 FY24

₹In Crore	Q1FY24	Q1FY23	Y-o-Y (%)		Q4FY23	Q-o-Q (%)	
Net Interest Income	4,867	4,125	18%	▲	4,669	4%	▲
Other Income	2,210	1,932	14%	▲	2,154	3%	▲
Total Income	7,077	6,057	17%	▲	6,823	4%	▲
Operating Expenses	3,246	2,626	24%	▲	3,065	6%	▲
Operating Profit	3,831	3,431	12%	▲	3,758	2%	▲
Provisions & Contingencies	991	1251	(21)%	▼	1,030	(4)%	▼
Profit before Tax	2,840	2,180	30%	▲	2,727	4%	▲
Provision for Tax	716	549	30%	▲	684	5%	▲
Profit after Tax	2,124	1,631	30%	▲	2,043	4%	▲



Key Strengths of the Bank



Diversified
Loan Book with Domain
Expertise in Livelihood
Loans



Robust
Liability Franchise



Strong
Product Groups



Profitability
amongst the Highest
in Industry



Stable
Asset Quality
with Conservative
Provisioning



Healthy
Capital Adequacy



Disproportionately
Large Distribution
Network



Executing Digital
2.0 Strategy



ESG
– Core to the Business
Philosophy



Experienced
Board and
Management Team



Key Strengths of the Bank



Diversified
Loan Book with Domain
Expertise in Livelihood
Loans



Robust
Liability Franchise



Strong
Product Groups



Profitability
amongst the Highest
in Industry



Stable
Asset Quality
with Conservative
Provisioning



Healthy
Capital Adequacy



Disproportionately
Large Distribution
Network



Executing Digital
2.0 Strategy



ESG
– Core to the Business
Philosophy

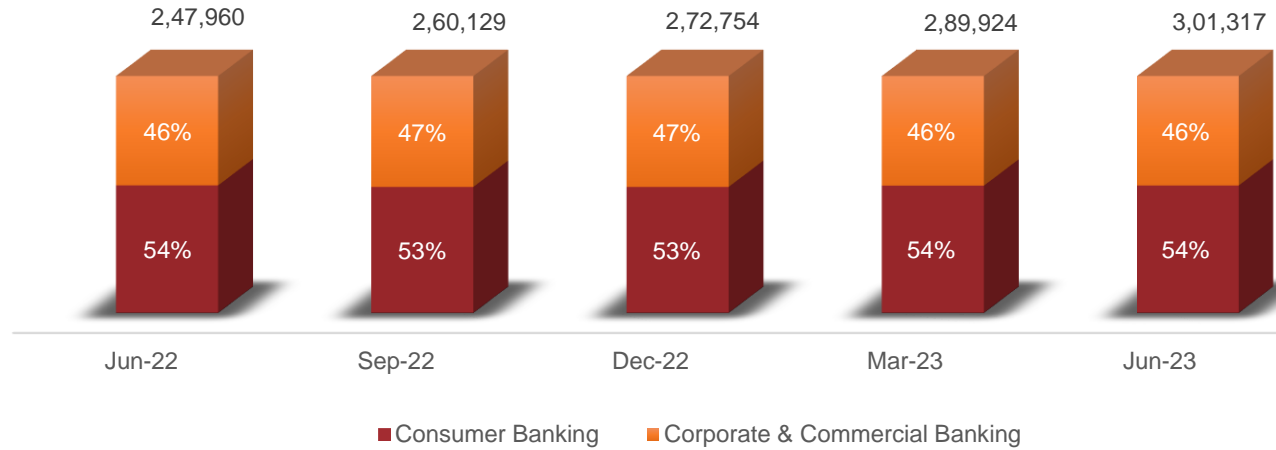


Experienced
Board and
Management Team

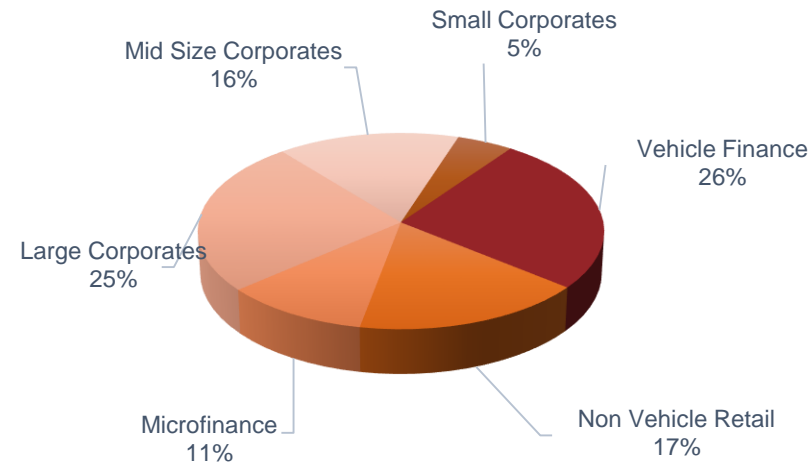


Well Diversified Loan Book across Consumer and Corporate Products

Loan Book Mix (₹crs)



Corporate Banking	June-23	%
Large Corporates	77,065	25%
Mid Corporates	47,624	16%
Small Corporates	14,748	5%
Total Advances	1,39,437	46%



(₹crs)

Consumer Banking	June-23	%
Vehicle Finance	78,332	26%
Commercial Vehicle	29,320	10%
Utility Vehicle	9,813	3%
Small CV	3,561	1%
Two-Wheeler	4,778	2%
Car	11,110	4%
Tractor	9,516	3%
Equipment Financing	10,234	3%
Non-Vehicle Finance	51,567	17%
Business Banking	14,807	5%
Loan Against Property	9,953	3%
Credit Card	8,978	3%
Personal Loans	6,084	2%
Merchant advances	4,229	1%
BL, AHL, Others	7,516	2%
Microfinance	31,981	11%
Total Advances	1,61,880	54%

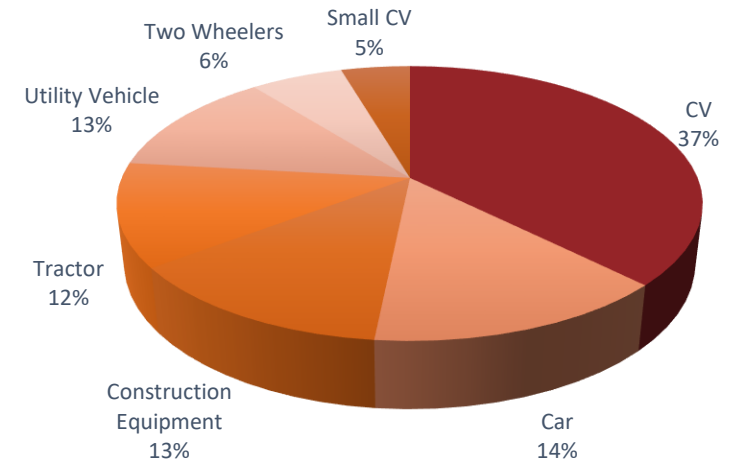


Vehicle Finance: Granular Portfolio Across Vehicle Categories

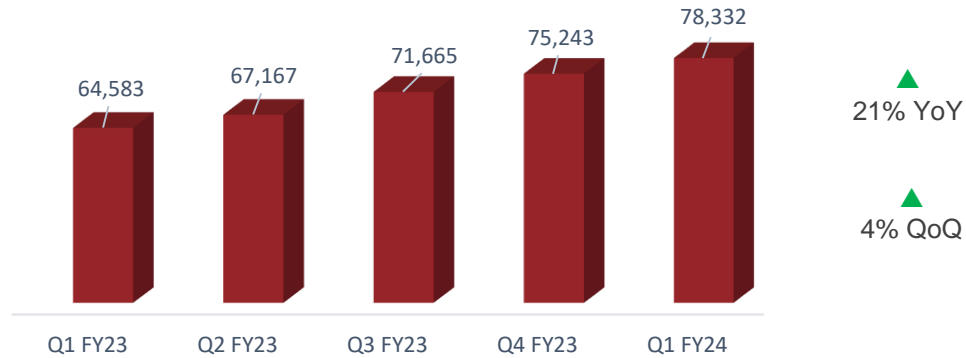
Overview of Vehicle Finance Division

35+ Years of Vintage Across Credit Cycles	Market Leader in Most Products Amongst Top 3	Focus on Business Owner Segment
Nimbleness of an NBFC With Dedicated Network	Nationwide Presence Diversified Across States	Strong Collateral Coverage Throughout the Loan Cycle

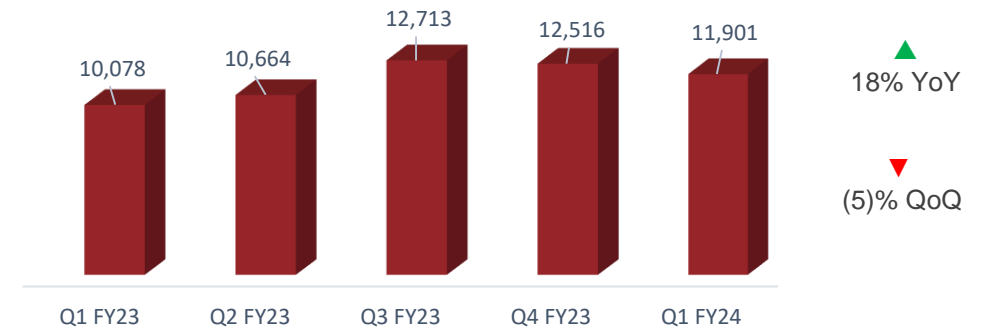
Diversified Vehicle Loan Book across Vehicle Categories (%)



Vehicle Finance Loan Book (₹crs)



Disbursements (₹crs)



Microfinance: Bridging the Financial Inclusion Gap



2nd Largest
Micro Finance
Lender



10mn
Women Customers



1.38 Lacs Villages
covered across 21
States



Tech/Data driven
Risk Management
District/Branch
level Monitoring

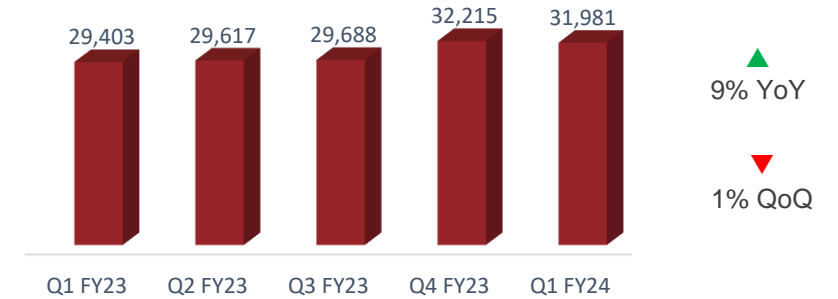


115K+ Active
Bharat Money
Stores Banking at
doorstep in remote
areas

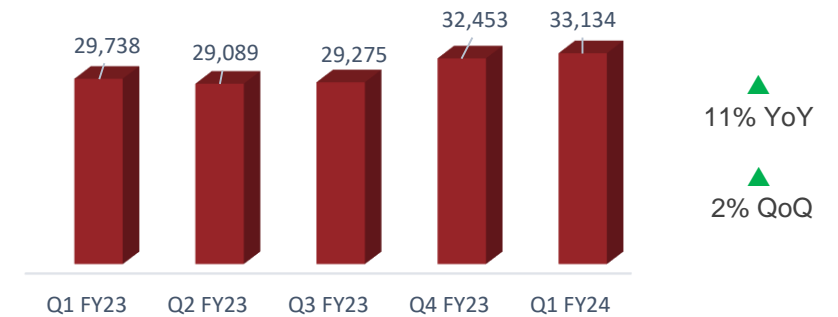


660K+ Merchants
(loan clients)
Addressing the
MSME banking
needs

Micro Finance Loan Book (₹crs)

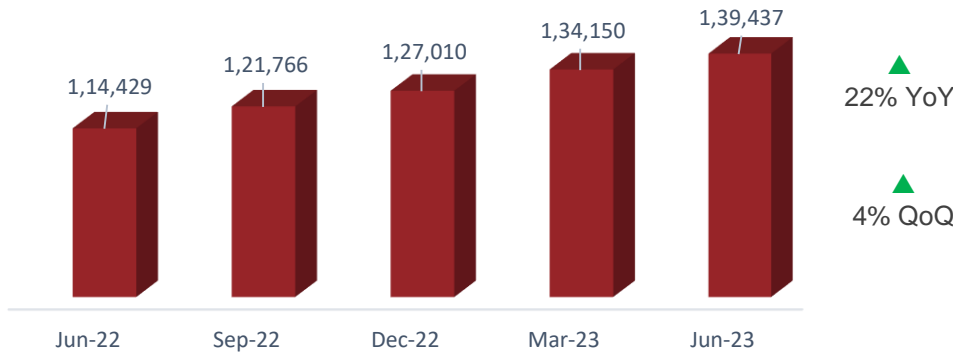


Average Ticket Size (₹)

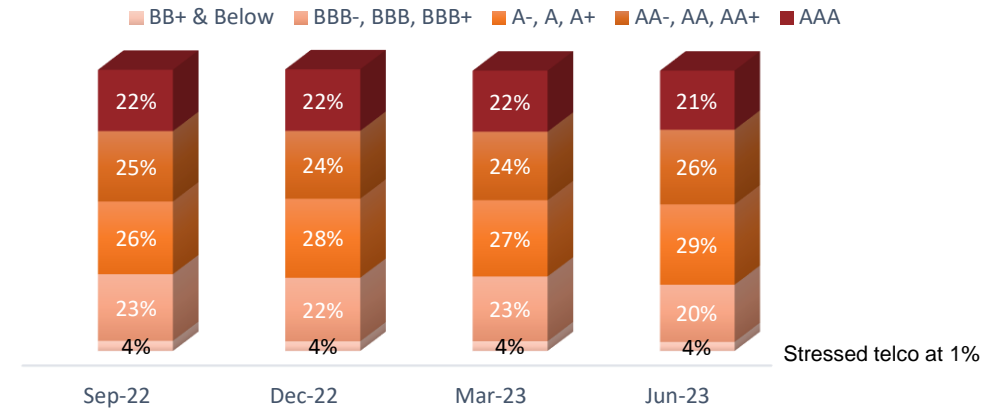


Corporate Portfolio – Focus on Granular, Higher Rated Customers

Corporate Loan Book (₹crs)



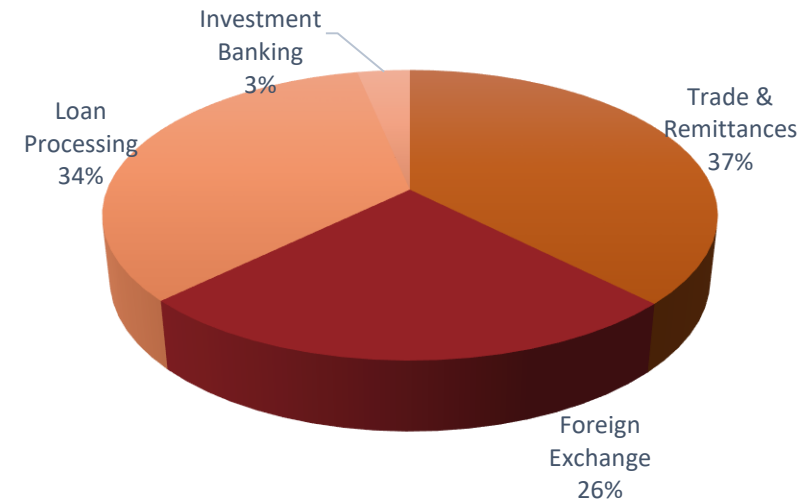
Improving Risk Profile *



Sector-wise Loan Mix (% of Total Loans)

Sector	Q1 FY24
NBFCs (other than HFCs)	5.21%
Real Estate - Commercial and Residential	4.18%
Gems and Jewellery	3.93%
Power Generation – Non Renewable	2.99%
Steel	2.16%
Food Beverages and Food processing	1.60%
Power Generation – Renewable	1.49%
Services	1.23%
Road Projects (Operational)	1.09%
Petroleum & Products	1.08%
Others	21.31%
Corporate Banking	46.28%
Consumer Banking	53.72%
Total	100.00%

Diversified Fee Mix Q1FY24

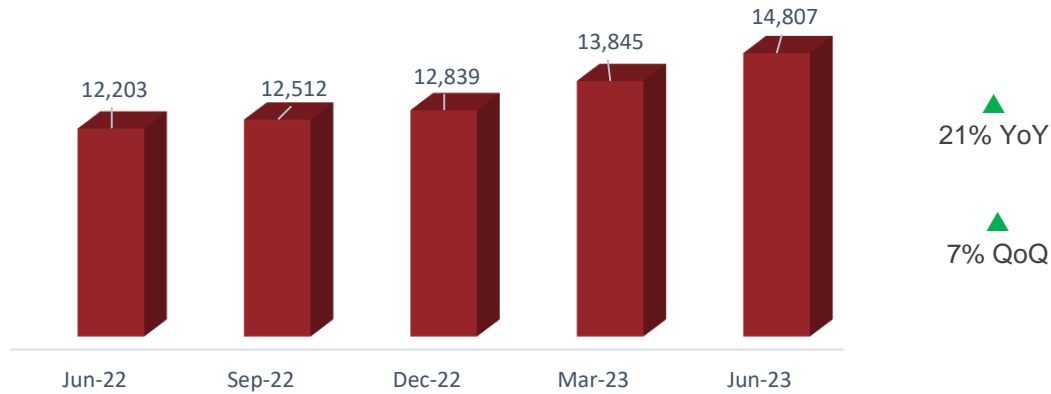


* Includes fund and non-fund based exposure to corporate clients

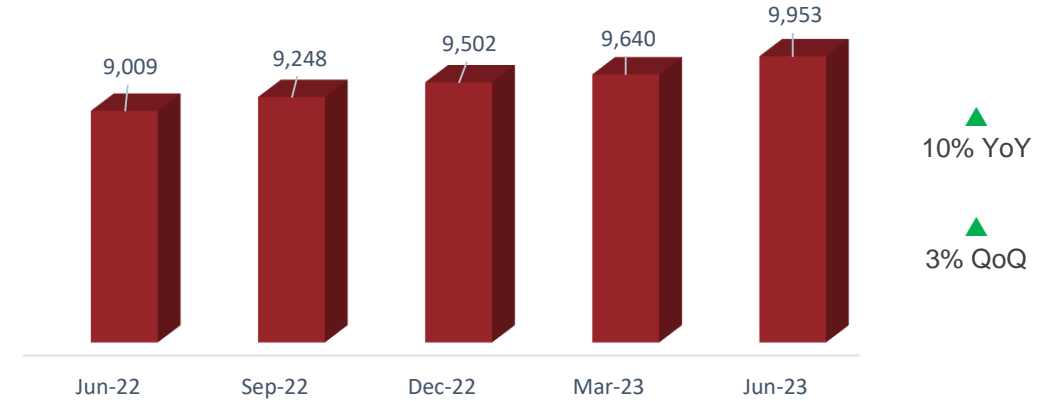


Non-Vehicle Retail Loans – Risk Calibrated Growth Strategy

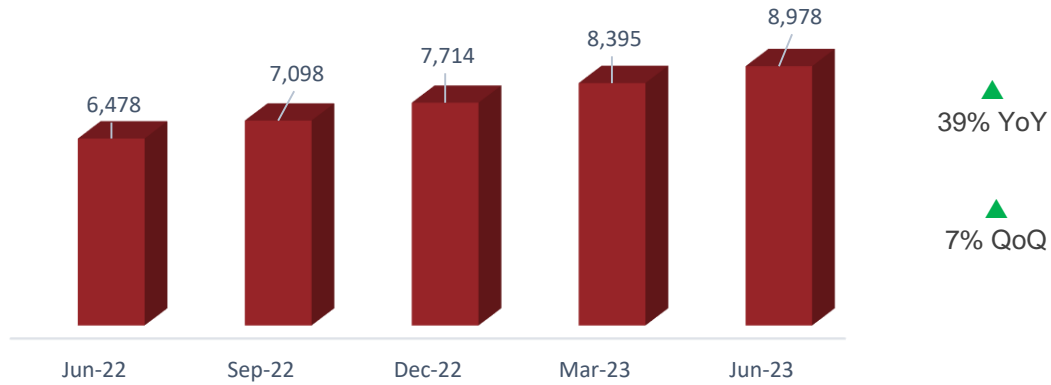
Business Banking (₹crs)



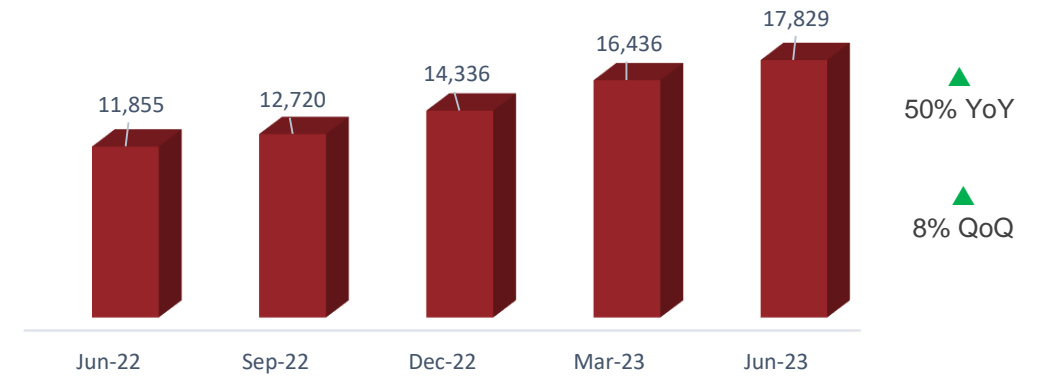
Loan Against Property (₹crs)



Credit Cards (₹crs)



Other Retail Loans



Key Strengths of the Bank



Diversified
Loan Book with Domain
Expertise in Livelihood
Loans



Robust
Liability Franchise



Strong
Product Groups



Profitability
amongst the Highest
in Industry



Stable
Asset Quality
with Conservative
Provisioning



Healthy
Capital Adequacy



Disproportionately
Large Distribution
Network



Executing Digital
2.0 Strategy



ESG
– Core to the Business
Philosophy

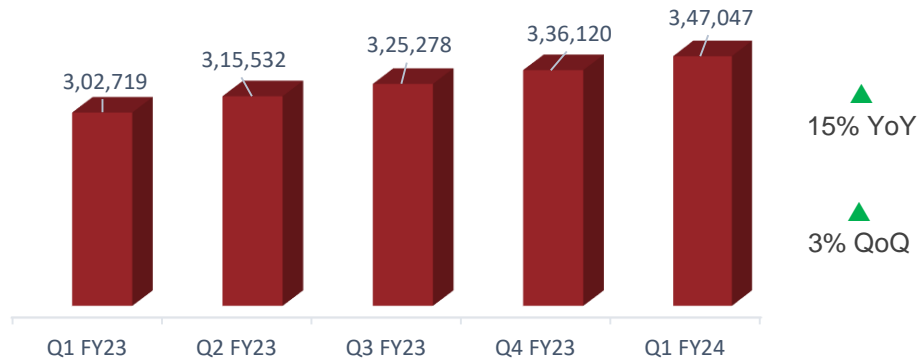


Experienced
Board and
Management Team

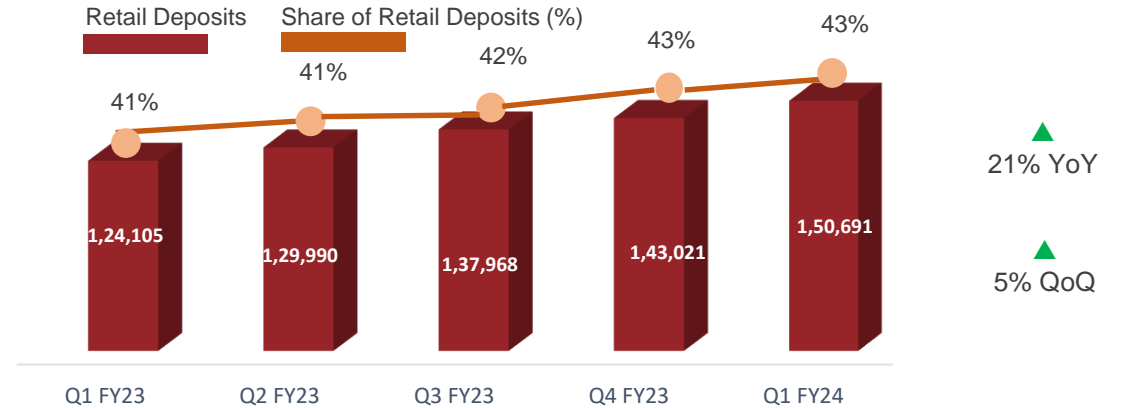


Deposit Growth Driven by Granular Retail Deposits; Building Stable Low-Cost Deposit Book

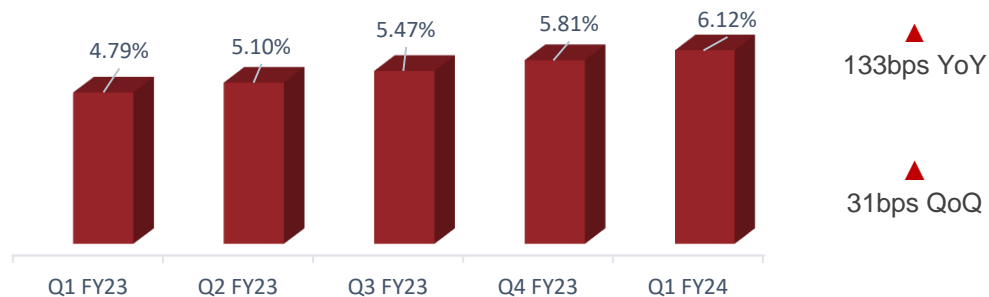
Deposits (₹crs)



Retail Deposits as per LCR (₹crs)*



Cost of Deposits (%)



Key Focus Areas

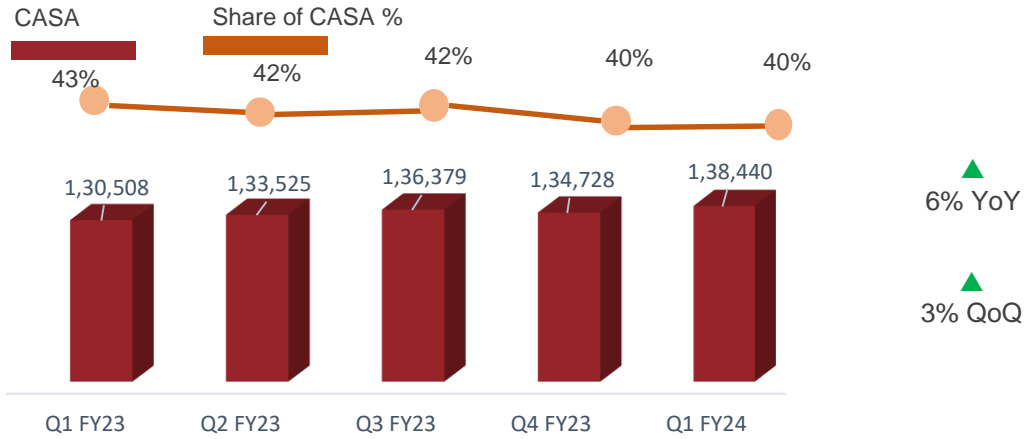
- Expanding branch network
- Focus on target market segments
 - Growth driven by retail customer acquisitions
 - Scaling up new businesses – Affluent and NRI
 - Leverage BFIL for rural customers
 - Building Merchant Acquiring Business
 - Digital Partnerships & Alliances
 - Exploring Community Banking Approach for select segments
- Innovative service propositions
- Executing Digital 2.0 with planned Individual and SME launches

* Retail deposits and deposits from small business customers as defined by LCR as at period end.

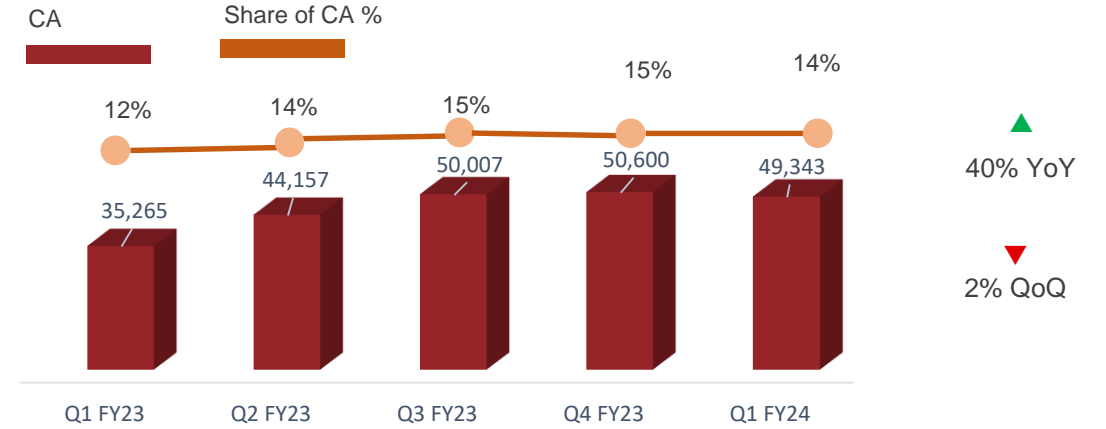


Healthy Share of CASA; Strong Liquidity Profile

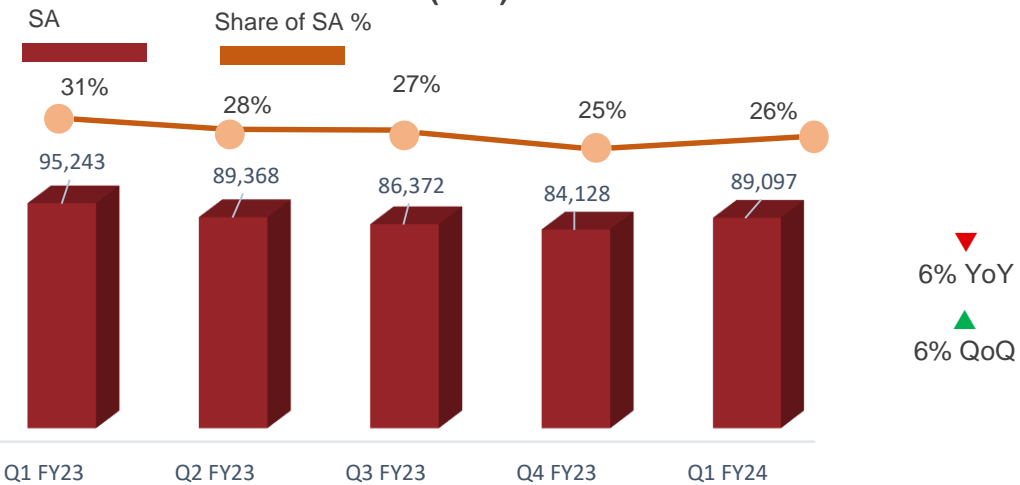
CASA (₹crs)



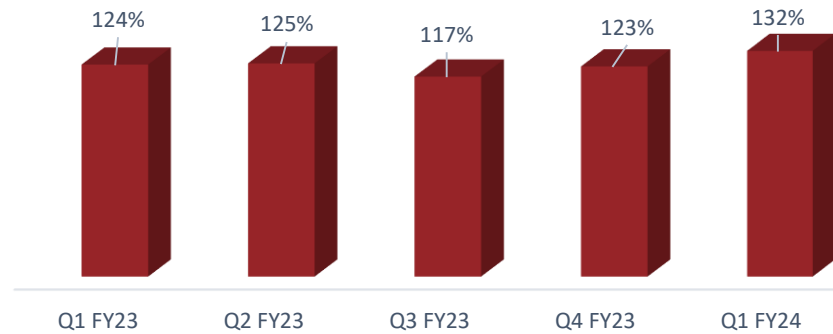
CA (₹crs)



SA (₹crs)

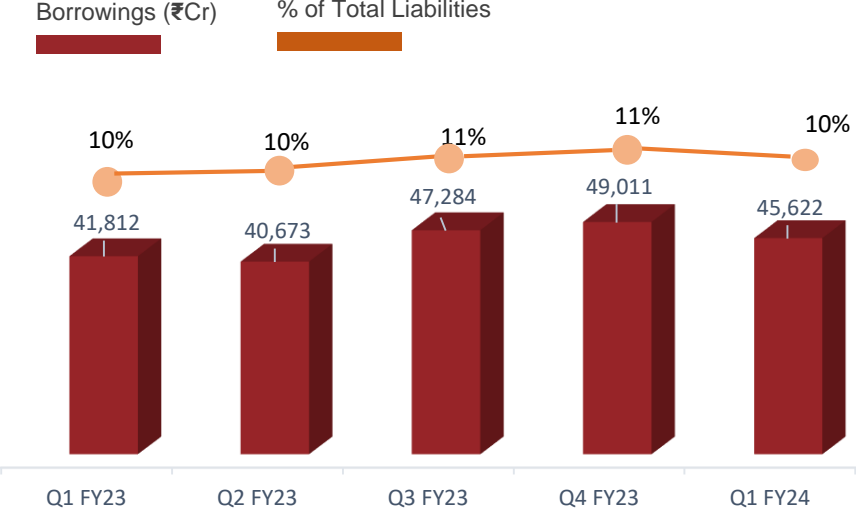


Liquidity Coverage Ratio (%)

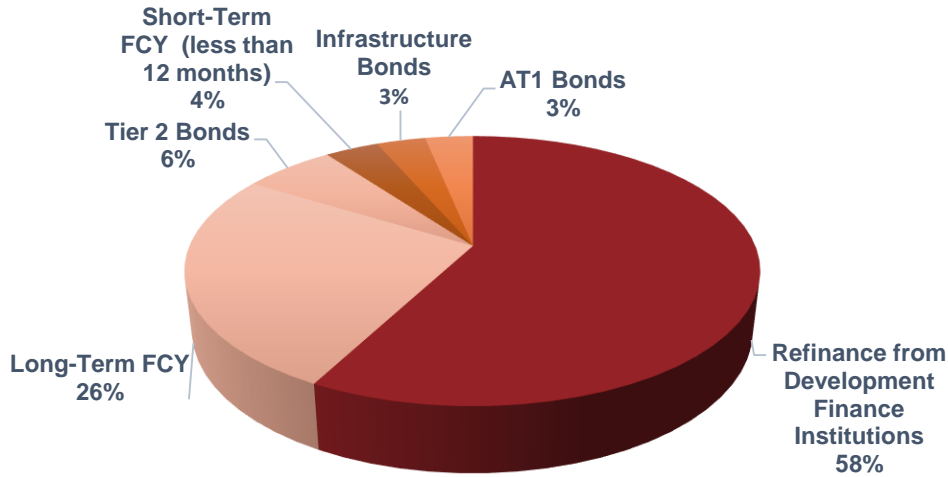


Borrowings Constituted by Long Term Sources

Borrowings (₹crs)



Borrowings Mix (%)



Key Strengths of the Bank



Diversified
Loan Book with Domain
Expertise in Livelihood
Loans



Robust
Liability Franchise



Strong
Product Groups



Profitability
amongst the Highest
in Industry



Stable
Asset Quality
with Conservative
Provisioning



Healthy
Capital Adequacy



Disproportionately
Large Distribution
Network



Executing Digital
2.0 Strategy



ESG
– Core to the Business
Philosophy

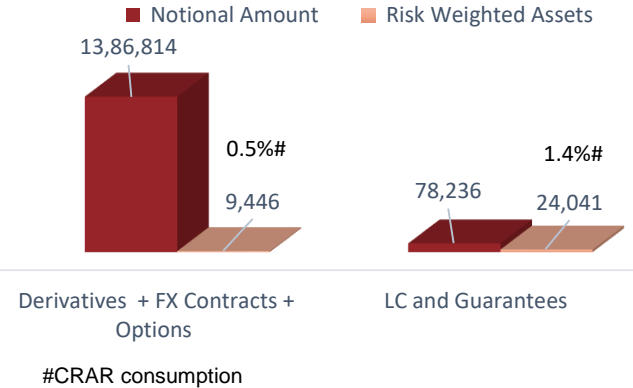


Experienced
Board and
Management Team

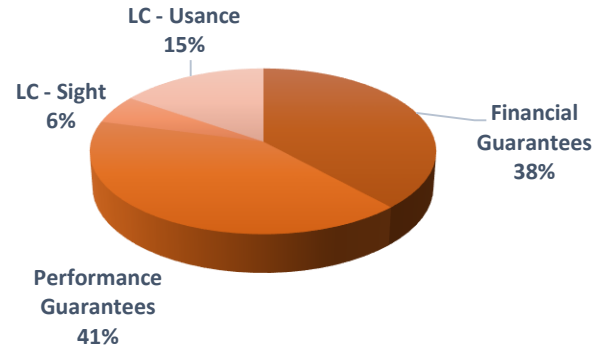


Strong Product Groups with Efficient Capital Deployment

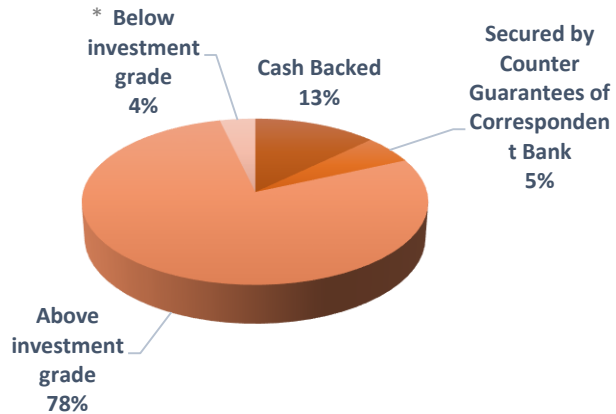
Low RWA Consumption (₹crs)



LC-BG Mix

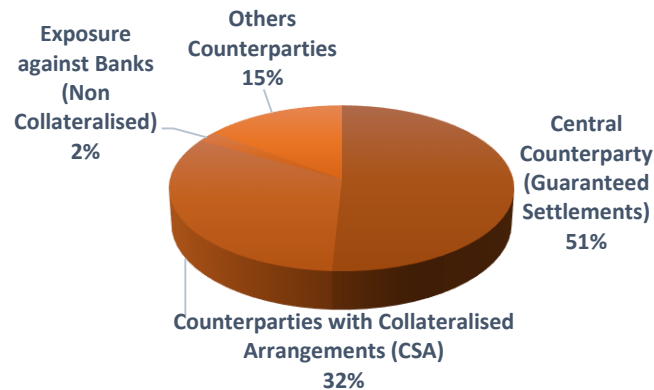


LC-BG Rating Profile



*Stressed telecom contributes 1%

FX-Derivatives Exposure Type



- One of the largest treasuries in Indian banks with best-in-class risk management systems
- Robust framework for measurement of risks through Client Suitability Tests, VaR, PV01, Stop-loss limits, MTM of marketable portfolios, Exposure limits, etc.
- Exposures predominantly to public sector, cash backed transactions and strong sponsors

Key Strengths of the Bank



Diversified
Loan Book with Domain
Expertise in Livelihood
Loans



Robust
Liability Franchise



Strong
Product Groups



Profitability
amongst the Highest
in Industry



Stable
Asset Quality
with Conservative
Provisioning



Healthy
Capital Adequacy



Disproportionately
Large Distribution
Network



Executing Digital
2.0 Strategy



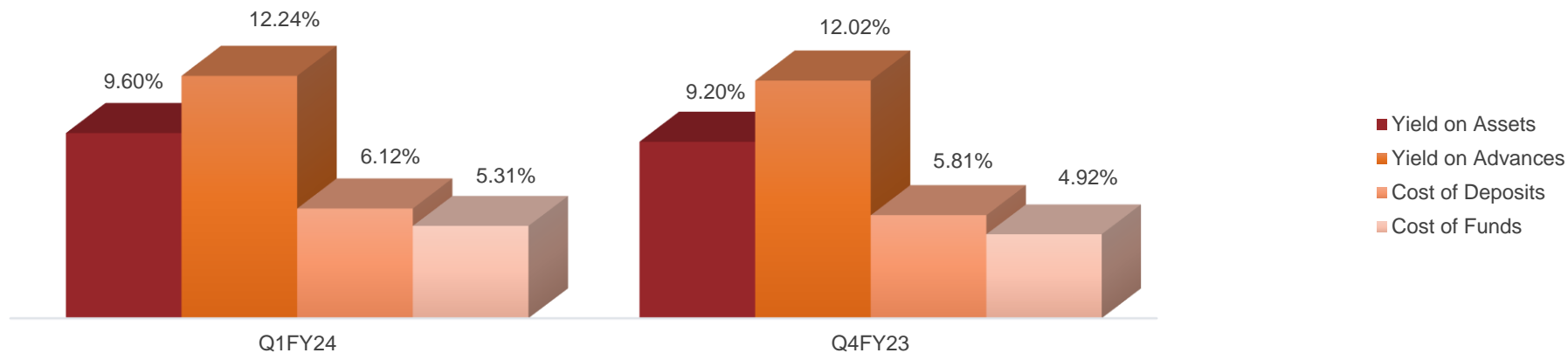
ESG
– Core to the Business
Philosophy



Experienced
Board and
Management Team



Yield / Cost Movement



Segment-wise Yield:

	Q1FY24		Q4FY23	
	Outstanding (₹crs)	Yield (%)	Outstanding (₹crs)	Yield (%)
Corporate Banking	139,437	8.99%	134,150	8.89%
Consumer Banking	161,880	14.76%	155,774	14.68%
Total	301,317	12.24%	289,924	12.02%


•Yield on Assets/Cost of funds are based on Total Assets/Liabilities



Diversified and Granular Fee and Other Income Streams

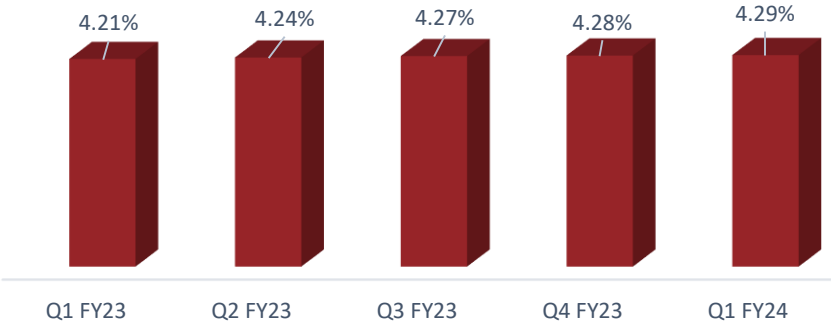
₹In crs	Q1FY24	Q1FY23	Y-o-Y(%)		Q4FY23	Q-o-Q(%)	
Trade and Remittances	233	189	23%	▲	200	17%	▲
Foreign Exchange Income	262	220	19%	▲	269	(2)%	▼
Cards and Distribution Fees	637	507	26%	▲	714	(11)%	▼
General Banking Fees	382	334	20%	▲	237	61%	▲
Loan Processing Fees	588	511	15%	▲	636	(8)%	▼
Investment Banking	17	25	(35)%	▼	31	(47)%	▼
Total Core Fee Income	2,119	1,786	19%	▲	2,087	2%	▲
Securities/MM/FX Trading/Others	91	146	(37)%	▼	67	37%	▲
Total Other Income	2,210	1,932	14%	▲	2,154	3%	▲

Fee Income Mix

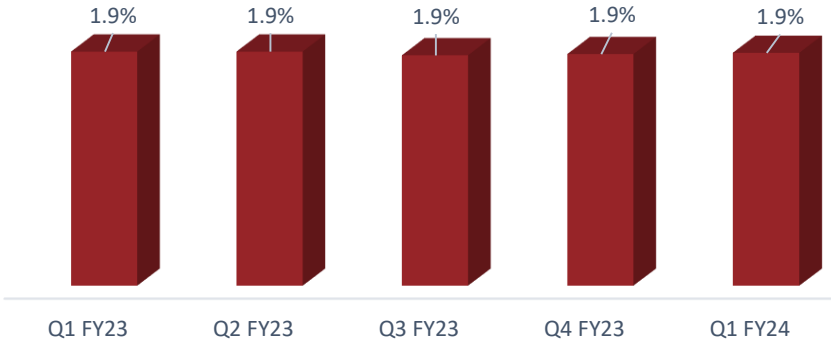


Operating Profit Margins Amongst the Highest in Industry

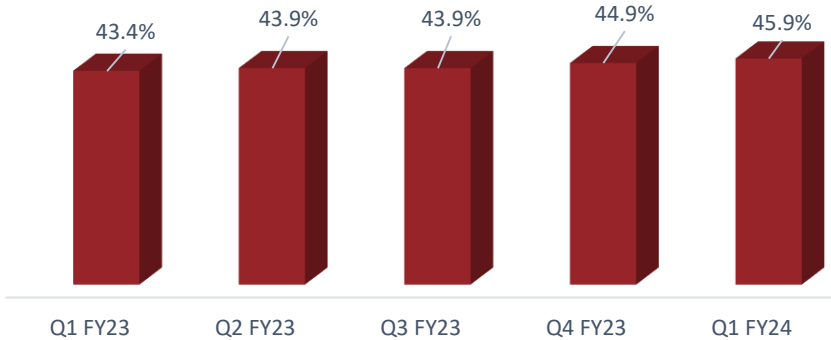
Net Interest Margin (%)



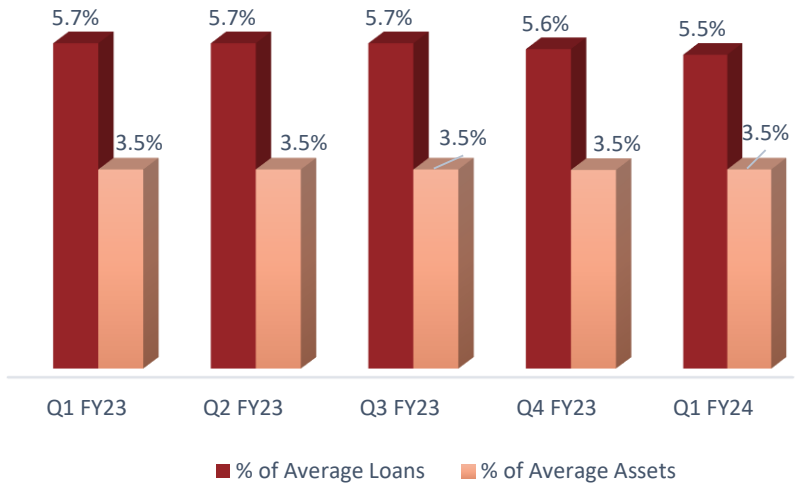
Total Fee to Asset Ratio (%)



Cost to Income Ratio (%)

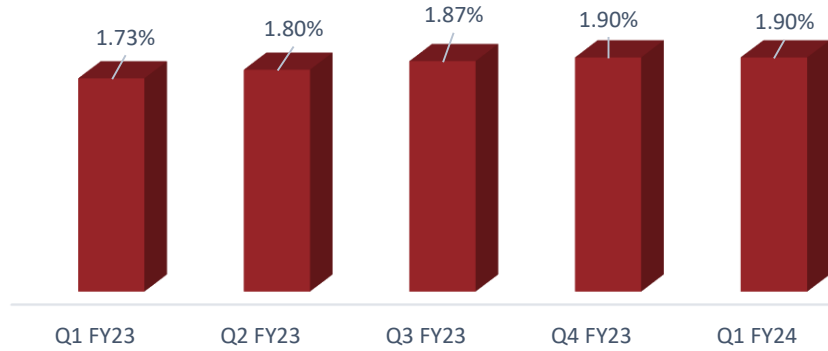


Operating Profit Margin (%)

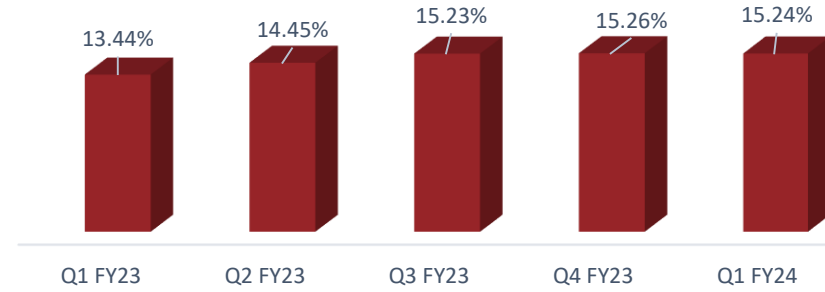


Key Financial Indicators

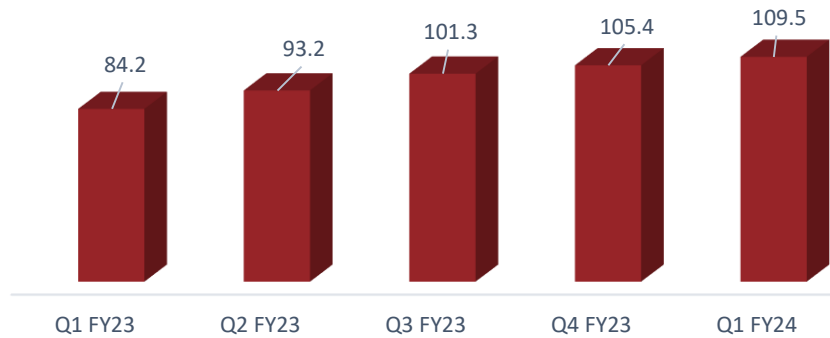
Return on Assets (%)



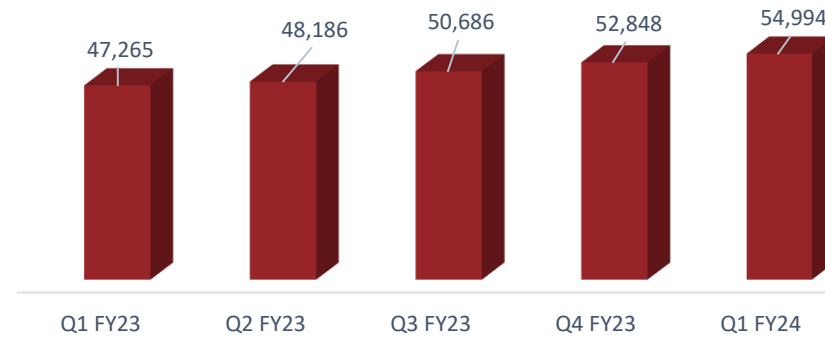
Return on Equity (%)



Earning Per Share – Annualized (₹)



Net Worth (₹ crs)



Key Strengths of the Bank



Diversified
Loan Book with Domain
Expertise in Livelihood
Loans



Robust
Liability Franchise



Strong
Product Groups



Profitability
amongst the Highest
in Industry



Stable
Asset Quality
with Conservative
Provisioning



Healthy
Capital Adequacy



Disproportionately
Large Distribution
Network



Executing Digital
2.0 Strategy



ESG
– Core to the Business
Philosophy



Experienced
Board and
Management Team



Movement in Non-Performing Assets

₹In crs	Q1FY24			Q4FY23		
	Corporate	Consumer	Total	Corporate	Consumer	Total
Opening Balance	2,069	3,757	5,826	1,869	3,842	5,711
Fresh Additions	43	1,333	1,376	264	1,339	1,603
-from Standard	43	1,201	1,244	82	1,162	1,244
-from Restructured	-	132	132	182	177	359
Deductions	124	1,137	1,261	63	1,424	1,487
-Write-offs	19	701	720	-	569	569
-Upgrades	12	87	99	47	181	228
-Recoveries *	93	349	442	16	674	690
Gross NPA	1,989	3,952	5,941	2,069	3,757	5,826
Net NPA			1,747			1,715
% of Gross NPA			1.94%			1.98%
% of Net NPA			0.58%			0.59%
Provision Coverage Ratio (PCR)			71%			71%
Restructured Advances			0.66%			0.84%

*Q1 FY24 Sale to ARC is Rs. 163 crs (Q4 FY23 Sale to ARC is 278 crs)

NPA Composition – Consumer Banking

(₹crs)

Q1 FY24	CV	Utility	CE	Small CV	TW	Cars	Tractor	BBG/LAP	HL/PL/Others	Cards	MFI	Total
Gross NPA	378	30	93	65	376	60	169	847	265	216	1,453	3,952
Gross NPA %	1.28%	0.30%	0.91%	1.81%	7.62%	0.54%	1.76%	3.34%	1.47%	2.38%	4.39%	2.41%

Q4 FY23	CV	Utility	CE	Small CV	TW	Cars	Tractor	BBG/LAP	HL/PL/Others	Cards	MFI	Total
Gross NPA	311	29	86	57	352	53	161	797	256	206	1,449	3,757
Gross NPA %	1.10%	0.32%	0.87%	1.63%	7.17%	0.50%	1.71%	3.32%	1.39%	2.39%	4.32%	2.37%



Loan Related Provisions held as on June 30, 2023

- Specific provision of ₹ 4,124 crs for non-performing accounts(towards PCR)
- Floating provisions of ₹ 70 crs (towards PCR)
- Standard contingent provisions of ₹ 1,700 crs surplus outside PCR
- Standard asset provisions of ₹ 1,345 crs other than contingent provisions
- Provision Coverage Ratio at 71% and total loan related provisions at 121% of GNPA
- Loan related provisions of ₹ 7,239 crs are 2.4% of the loans



Key Strengths of the Bank



Diversified
Loan Book with Domain
Expertise in Livelihood
Loans



Robust
Liability Franchise



Strong
Product Groups



Profitability
amongst the Highest
in Industry



Stable
Asset Quality
with Conservative
Provisioning



Healthy
Capital Adequacy



Disproportionately
Large Distribution
Network



Executing Digital
2.0 Strategy



ESG
– Core to the Business
Philosophy



Experienced
Board and
Management Team

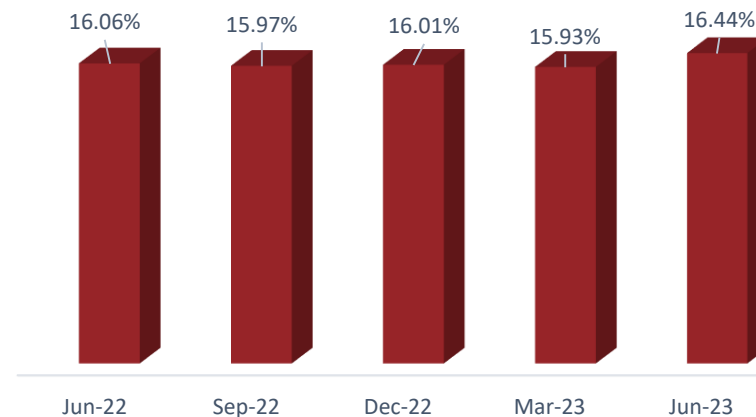


Healthy Capital Adequacy

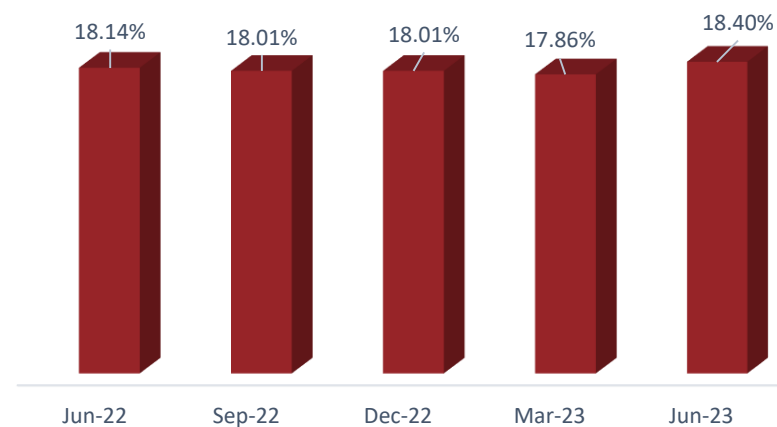
Capital Adequacy

₹In crs	30 June 23	31 Mar 23
Credit Risk, CVA and UFCE	2,82,316	2,85,986
Market Risk	9,643	8,639
Operational Risk	42,411	42,411
Total Risk Weighted Assets	3,34,370	3,37,036
Core Equity Tier 1 Capital Funds	54,980	53,668
Additional Tier 1 Capital Funds	1,490	1,490
Tier 2 Capital Funds	5,062	5,030
Total Capital Funds	61,532	60,188
CRAR	18.40%	17.86%
CET1	16.44%	15.93%
Tier 1	16.89%	16.37%
Tier 2	1.51%	1.49%

CET1 Ratio (%)

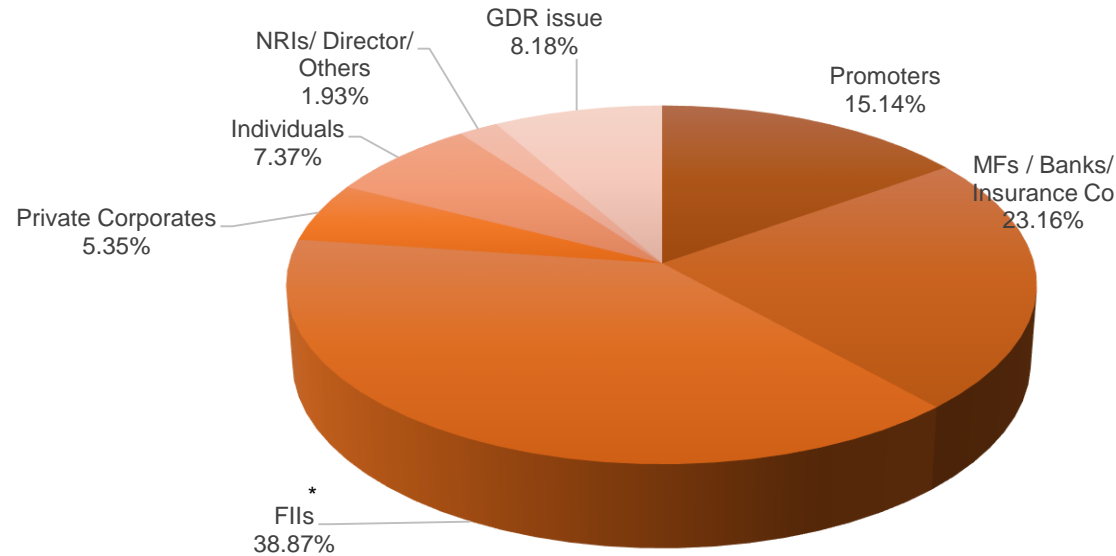


CRAR (%)



Shareholding Pattern and Credit Ratings

Diversified Shareholding



* Includes FPIs

Credit Ratings

Domestic Rating:

- **CRISIL AA +** for Infrastructure Bonds program/Tier 2 Bonds
- **CRISIL AA** for Additional Tier 1 Bonds program
- **CRISIL A1+** for certificate of deposit program / short term FD programme
- **IND AA+** for Senior bonds program/Tier 2 Bonds by India Ratings and Research
- **IND AA** for Additional Tier 1 Bonds program by India Ratings and Research
- **CARE A1+** for certificate of deposit (CD) programme of IndusInd Bank Limited (IBL) by CARE Edge Ratings

International Rating:

- **Ba1** for Senior Unsecured MTN programme by Moody's Investors Service



Key Strengths of the Bank



Diversified
Loan Book with Domain
Expertise in Livelihood
Loans



Robust
Liability Franchise



Strong
Product Groups



Profitability
amongst the Highest
in Industry



Stable
Asset Quality
with Conservative
Provisioning



Healthy
Capital Adequacy



Disproportionately
Large Distribution
Network



Executing Digital
2.0 Strategy



ESG
– Core to the Business
Philosophy



Experienced
Board and
Management Team



Disproportionately Large Distribution Network with Unparalleled Rural Presence

Distribution Network with Deep Rural Presence



~35 mn
Customer Base



~1,38,000
Villages Covered



6,561
Group Network

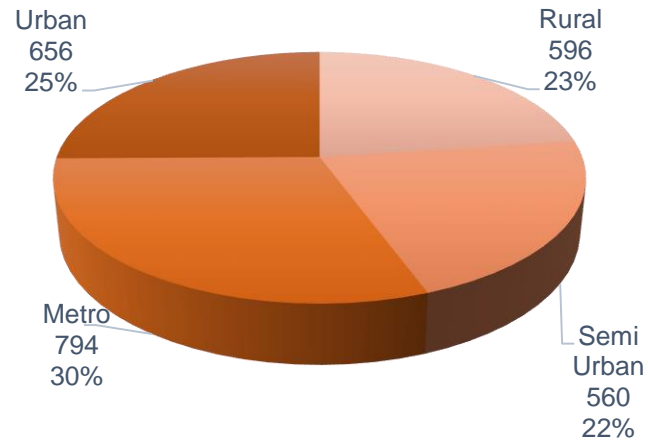


2,875
ATMs

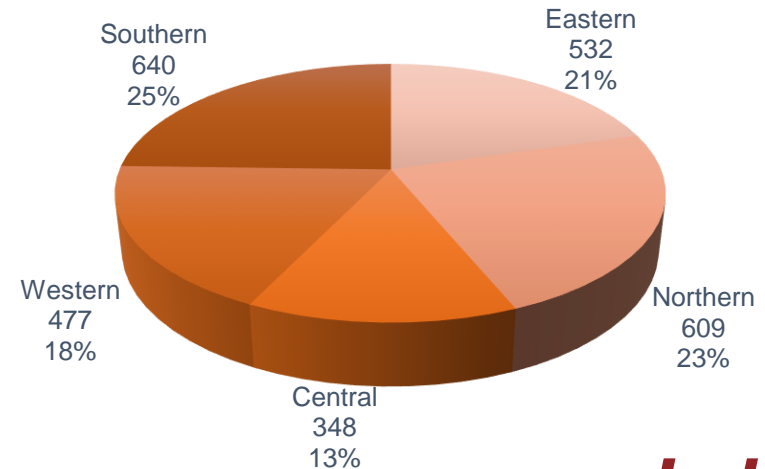
Strengthening Distribution Infrastructure

Particulars	Jun 30, 2022	Sep 30, 2022	Dec 31, 2022	Mar 31, 2023	June 30, 2023
Branches/Banking Outlets	2,286	2,320	2,384	2,606	2,606
BFIL Branches	2,836	2,978	3,176	3,303	3394
Vehicle Finance Marketing Outlets (IMFS)	817	805	792	582	561
ATMs	2,783	2,807	2,894	2,878	2,875

Geographical Breakdown of Branches



Regional Breakdown of Branches



Key Strengths of the Bank



Diversified
Loan Book with Domain
Expertise in Livelihood
Loans



Robust
Liability Franchise



Strong
Product Groups



Profitability
amongst the Highest
in Industry



Stable
Asset Quality
with Conservative
Provisioning



Healthy
Capital Adequacy



Disproportionately
Large Distribution
Network



Executing Digital
2.0 Strategy



ESG
– Core to the Business
Philosophy

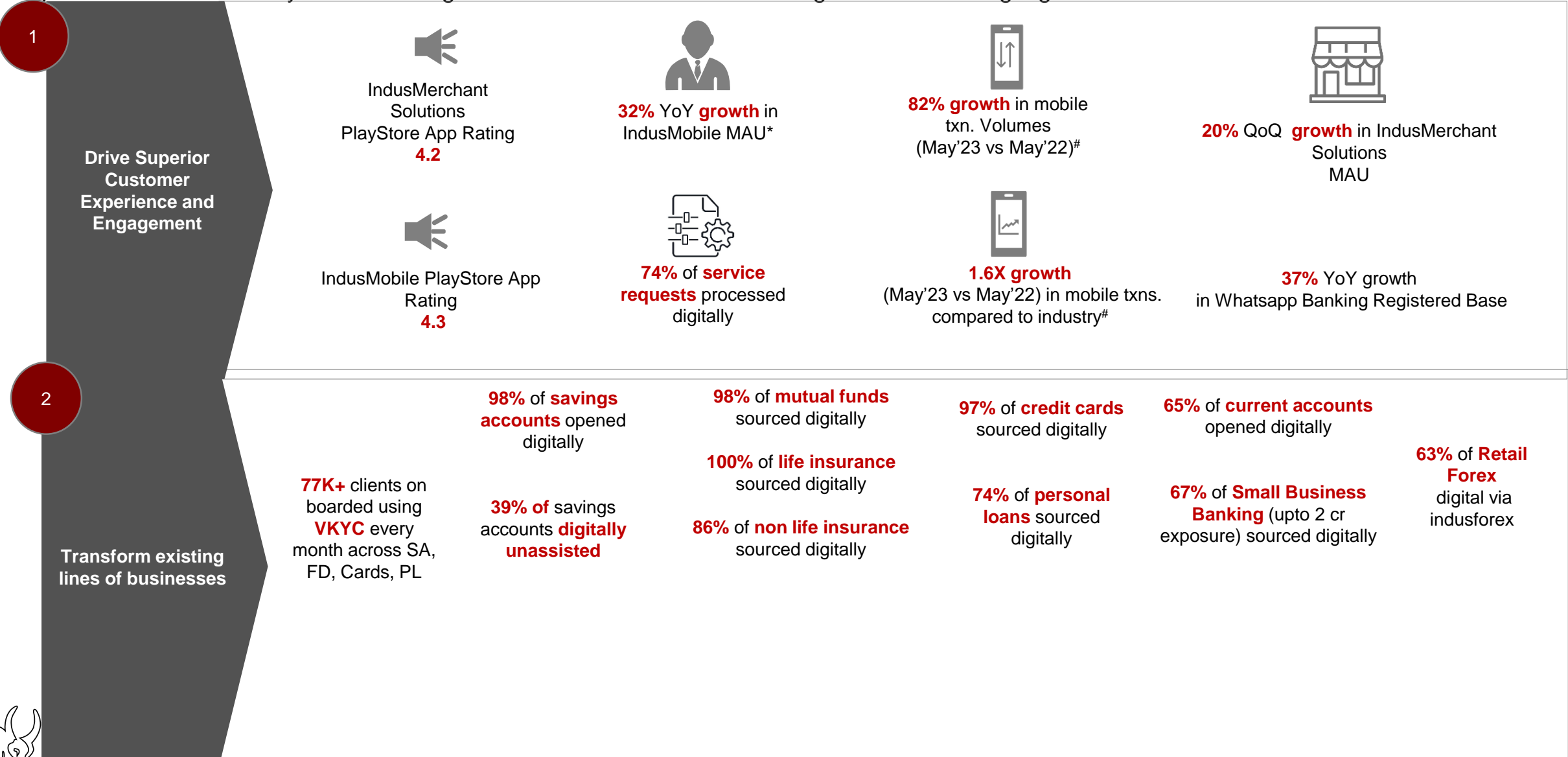


Experienced
Board and
Management Team



Digital Strategy at IndusInd continues to drive impact across 3 primary Business Objectives

Digital transaction intensity continues to grow and more and more of existing business moving digital



• MAU = Monthly Active Users; # RBI Data

• ** Digital Unassisted refers to customer initiated and Do It Yourself led % from retail customers (excluding clients of Bharat Financial and Vehicle Finance Division)

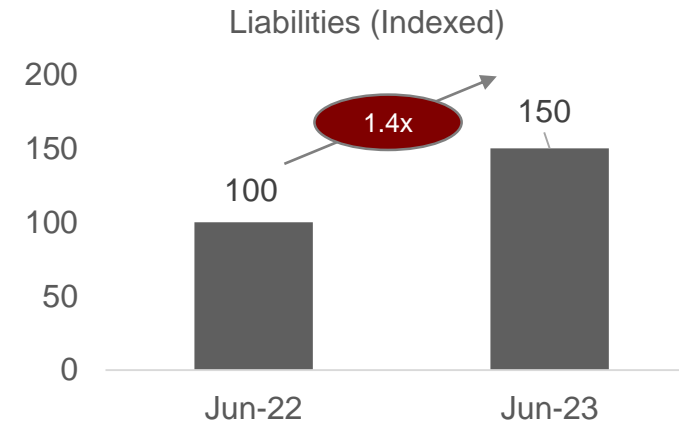
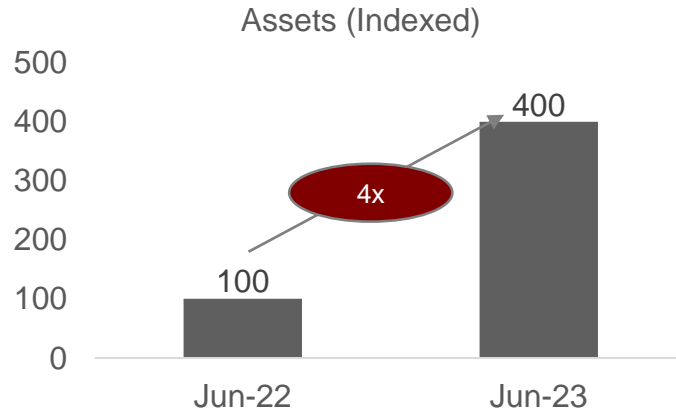
Digital Strategy at IndusInd continues to drive impact across 3 primary Business Objectives

Direct platform led business continues to grow at a robust pace

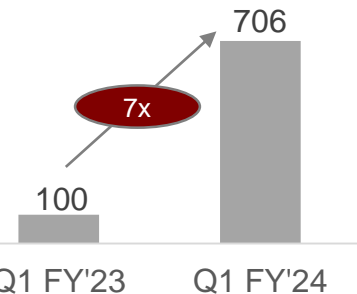
3

Do It Yourself (DIY) Platform led & BaaS* led Business: Assets grew 4X YoY, Liabilities grew 1.4X YoY

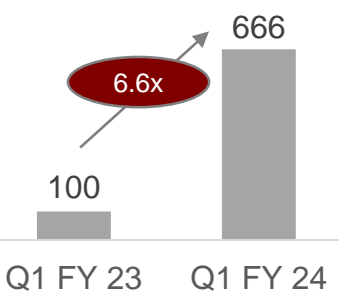
Create scalable, profitable Do It Yourself / Open Banking led business models



DIY Cards Vol (indexed)

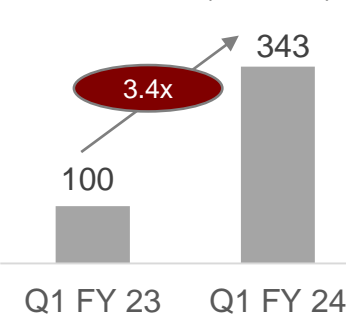


DIY PL Vol (indexed)

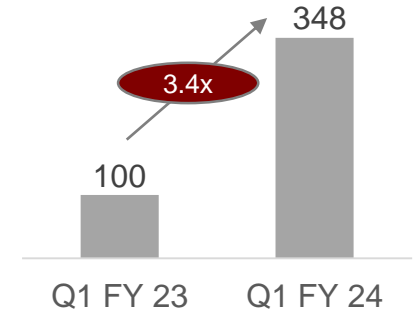


DIY Current Account with VKYC

DIY CA Vol (indexed)



DIY STBL Vol (indexed)



*Banking as a Service

Digital Marketing at IndusInd continues to activate the brand digitally and driving better conversions through insight-led marketing campaigns

Impactful digital marketing initiatives leading to increase in organic growth



Creating Video First Content

SEO

Doubling up SEO efforts



Traffic & Remarketing Ads

~30%
Increase in lead page traffic per product since Apr'23



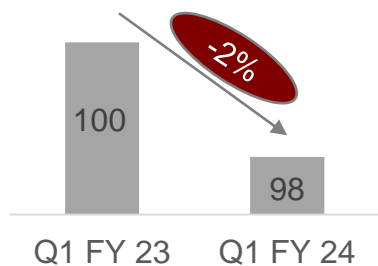
Leveraging Social Media

~100
Avg. No. Of leads generated per product in a month

Reduction in **Cost of Acquisition (CAC)** due to optimization of campaigns and increase in organic sourcing

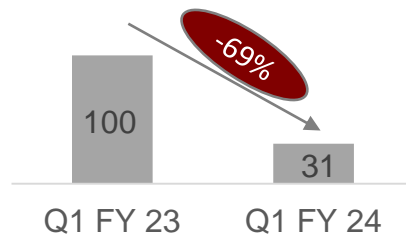
DIY Savings Account with VKYC

DIY SA CAC(indexed)



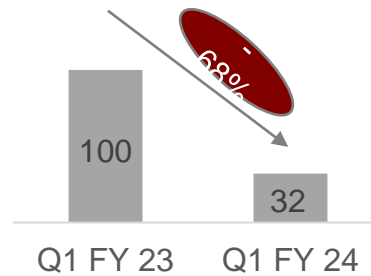
Indus easy CREDIT

DIY Cards CAC (indexed)



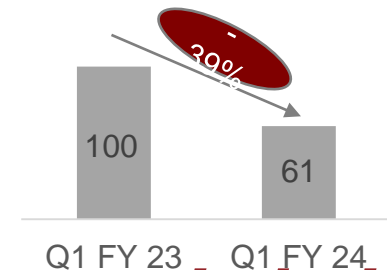
Indus easy CREDIT

DIY PL CAC (indexed)



DIY Current Account with VKYC

DIY CA CAC (indexed)



Digital Stack for Individual and MSME Segments: Continued enhancements to drive DIY, STP & overall operational efficiencies

Indus easyCREDIT for Individuals

- Enabled instant completion of personal loan and credit card application journey by integrating assisted Video-KYC in assisted as well as DIY mode – enabling better customer experience and reduction in TAT
- 100% completion of LOS migration from legacy software to new state-of-the-art LOS system – enabled digitalization of journey.



Awarded
Best Merchant Acquirer of the Year
at the
10th Payments Industry Awards, 2023

Indus easyCREDIT For Businesses

Launched STP journey in Unsecured Small Ticket Business Loans (upto 20 lacs) for pre-qualified, enabling instant disbursement within 10 mins.

Digitization of Term Loans, Non Fund Based and Export Lending Products in Small Business Banking upto 2 Cr – to allow sanction within 2 days

Indus Mobile (Mobile Banking app)

- Additional security features by preventing un-authorized access, mirroring, tempering with client-side application
- Real-time account statement view & download feature for CASA and credit card customers

IndusNet (Net Banking app)

- Integration with Income Tax and GST portal to enable tax payment transaction via IndusInd Bank Net Banking portal
- Seamless inward remittance journey for IndusNet users by enabling SSO-based login to Indus Fast Remit from IndusNet

- **Launch of CBDC app (Android & iOS)**

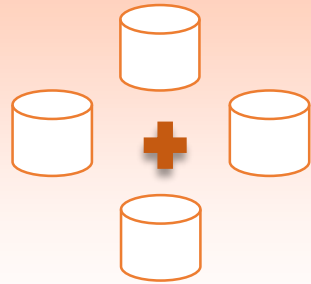


With alternate data, newer algorithms and multi dimensional models we have been able to augment our asset disbursements with very short TAT

1

NTC Underwriting

- Using alternate data and ML algorithms we have identified profitable segments for unsecured underwriting



Internal and external alternate data



ML Algorithm



Alternate Credit Score



Bank channels

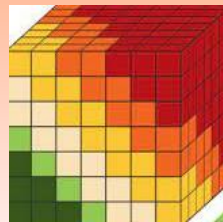
- Started underwriting ntc personal loans
 - PL origination proportion to grow from 1-2% to 10%
- Start pre-approving credit cards to NTC
- Evaluating alternate data for vehicle financing

2

MSME Underwriting Models 0-5Cr



Banking, Industry, GST, Financials Data



Separate models to score application on key dimensions



- Green** : Approved with very short TAT
- Amber** : Proceed with caution (Underwriter to review and ask for documents)
- Red** : Reject

- Credit sanction time reduced from 25 days to 1 day
- Approval rate of 90-95% in Green/ Amber channels

Launching a new
way to bank

IndusInd Bank

INDIE
GETS IT DONE



DOWNLOAD NOW _____

Key Strengths of the Bank



Diversified
Loan Book with Domain
Expertise in Livelihood
Loans



Robust
Liability Franchise



Strong
Product Groups



Profitability
amongst the Highest
in Industry



Stable
Asset Quality
with Conservative
Provisioning



Healthy
Capital Adequacy



Disproportionately
Large Distribution
Network



Executing Digital
2.0 Strategy



ESG
– Core to the Business
Philosophy



Experienced
Board and
Management Team



ESG highlights for Q1 of FY24



Business

ORMC approvals for Women Entrepreneurs Product in place. Signed a MoU with USAID supported SAMRIDH, allocating Rs. 5 crores in interest-free grants for Indus-WE (Women Entrepreneurs) in healthcare sector. More Offers in pipeline.



Risk

Selected by UN Supported 'Taskforce on Nature related Financial Disclosures' as a pilot partner in India for developing a comprehensive risk management and disclosure framework for nature-related financial disclosures



Operations

All our pioneer branches are now LEED certified.
IBL to be Carbon Neutral by 2032 - Mandate under execution by Deloitte



Awards

Recognized as the 'Best Banks in India for ESG' by Asiamoney for FY-2023, second time in a row

Awarded 'Best Bank for ESG in India - FY23'



Our Sustainability Pillars

	ESG products for Business		ESG Integration in Risk Management
	ESG Principles in Bank's IT, HR and Operations		Industry-level Advocacy & Collaboration
	Disclosures & ESG Ratings		ESG integration in PC-6 strategy

Thanking our partners for helping us win this award for the second consecutive year

Key Strengths of the Bank



Diversified
Loan Book with Domain
Expertise in Livelihood
Loans



Robust
Liability Franchise



Strong
Product Groups



Profitability
amongst the Highest
in Industry



Stable
Asset Quality
with Conservative
Provisioning



Healthy
Capital Adequacy



Disproportionately
Large Distribution
Network



Executing Digital
2.0 Strategy



ESG
– Core to the Business
Philosophy



Experienced
Board and
Management Team



Board of Directors with Varied Expertise

Name	Nature of Directorship	Special Knowledge /Expertise	Prior Experience
Mr. Sunil Mehta	Non-Executive, Independent, Part-time Chairman	Banking, Financial services, Insurance and Investment.	Was on the board of all AIG companies in India, Held various senior positions at Citibank, Independent Director on the Board of State Bank of India,, Non-Executive Chairman of Punjab National Bank, Non-Executive Chairman of YES Bank
Mr. Shanker Annaswamy	Non-Executive Independent Director	Information Technology, Human Resource, Risk Management and Business Management	Previously, MD of IBM India Private Limited, President and Chief Executive Officer for GE Medical Systems, South Asia, MD of Wipro-GE Medical Systems, served on the Boards of various councils and associations
Dr T T Ram Mohan	Non-Executive Independent Director	Banking, Finance, Economics and Risk Management.	Retd. Professor of Finance & Economics at IIM Ahmedabad, Previously, Divisional Manager, Tata Economic Consultancy Services, Head of Strategy, Standard Chartered Bank, India, Vice President Bear Stearns, Hong Kong, and Head of Research, Birla Marlin Securities
Mrs. Akila Krishnakumar	Non-Executive Independent Director	Information Technology, Payments & Settlement Systems, Human Resource & Business Management	Previously, President – Global Technology at SunGard – a Fortune 500 Company and a global leader in Financial Services Software. One of the Founder- Promoters of Mindtree Ltd. (since divested).
Mr. Rajiv Agarwal	Non-Executive Independent Director	Small Scale Industry	Promoter in several small-scale ventures, primarily manufacturing concerns with 38 years of experience in ‘Small Scale Industries’ segment,
Mr. Sanjay Asher	Non-Executive Independent Director	Law and Accountancy	Presently, a Senior Partner with M/s Crawford Bayley & Co., one of India’s oldest Law Firm. Specializes in the fields of M&A, cross-border M&A, joint ventures, private equity and capital markets
Mrs. Bhavna Doshi	Non-Executive Independent Director	Accountancy and Risk Management.	Previously, Partner at KPMG India, Served on various Committees of Institute of Chartered Accountants of India (ICAI)
Mr. Jayant Deshmukh	Non-Executive Independent Director	Agriculture and Rural Economy and Cooperation.	Previously, Director of Agriculture, Maharashtra State, Held many important positions in the Department of Agri, Maharashtra
Mr. Pradeep Udhas	Non-Executive Independent Director	Finance, Information Technology and Business Management.	Currently senior advisor to KPMG India Chairman and CEO. Previously, Senior Partner at KPMG India, which he co-founded 27 years ago. Held various senior positions including Global roles in KPMG
Mr. Sumant Kathpalia	Managing Director & CEO	Banking and Accountancy, Risk Management and Business Management	Career banker with years of rich experience in large multi-national banks such as Citibank, Bank of America and ABN AMRO.



Experienced and Well-knit Management Team

Name	Designation	Exp (Yrs)	Prior Experience
Mr. Sumant Kathpalia	Managing Director & CEO	35+	Career banker with years of rich experience in large multi-national banks such as Citibank, Bank of America and ABN AMRO
Mr. Arun Khurana	Deputy CEO	29+	Regional Head Corporate Solutions Asia-Pacific Markets of RBS Singapore
Mr. Sanjeev Anand	Head - Corporate, Commercial, Rural & Inclusive Banking	31+	Head – Commercial Banking, ABN AMRO Bank (India)
Mr. Ramesh Ganesan	Head - Technology and Corporate & Global Market Operation	35+	Executive Director, ABN AMRO Bank (India)
Mr. Zubin Mody	Chief Human Resources Officer	30+	Head – HR, ICICI Lombard General Insurance Company Limited
Mr. Bijayananda Pattanayak	Head - Gems & Jewellery	38+	Managing Director and Member, Global Management Team IDGJ of ABN AMRO
Mr. Gobind Jain	Chief Financial Officer	29+	Joint President Group Account & MIS, Kotak Mahindra Bank; held prior positions at ICICI Bank, Bank of America, Bank International Indonesia and RBI
Mr. Soumitra Sen	Head - Consumer Banking & Marketing	33+	Leadership positions at ABN AMRO Bank NV, RBS, Deutsche Bank AG & Nestle
Mr. Samir Dewan	Head - Affluent Banking & International Business	25+	COO - Private Banking, Asia at RBC, leadership positions with Bank of America, ANZ, and ABN AMRO.
Mr. Anil M. Rao	Head - Consumer Operations & Solution Delivery	28+	Various positions at ABN AMRO Bank, RBS and Bank of America
Mr. Siddharth Banerjee	Head - Global Markets and FIG	25+	Various position at HSBC, Deutsche Bank, HDFC Bank, ABN AMRO NV, and ANZ Bank
Mr. Vivek Bajpeyi	Chief Risk Officer	34+	Was earlier associated with RBL Bank, ANZ Grindlays, Deutsche Bank and Nomura India.
Mr. Shiv Kumar Bhasin	Chief Transformation Officer	27+	Was earlier associated with NSE - India, SBI, Barclays Corporate, Fidelity Investment and some other esteemed organisations.
Ms. Charu Sachdeva Mathur	Head- Digital Banking & Strategy (Existing Business)	16+	Financial services and telecom advisory at Boston Consultancy Group (BCG)
Mr. A. G. Sriram	Head – Consumer Finance	30+	Multiple roles across Credit, Operations and Sales including leading Construction and Commercial Vehicle Segment.
Mr. Indrajit Yadav	Head - Investor Relations and Strategy	14+	Has been with IndusInd Bank since 2013, prior to 2013 he was associated with Nomura India and with Cognizant.

Awards & Accolades

Accolades



Captain Tractors

Captain Tractors awarded IndusInd Bank for being the Number 1 Financier, for 2 consecutive Financial years



Wells Fargo Operational Excellence Award

The Bank's CGMO – Trade and Remittance team received a Wells Fargo Award for Operational Excellence



JCB Annual Financiers Award 2022

IndusInd Bank was ranked second at the JCB Annual Financiers Award 2022.



Finnoviti Awards 2023

IndusInd Bank was recognized for 'Open API Banking with Omni channel experience' at the Finnoviti Awards 2023

Infosys Finacle Innovation awards 2023



Gold Winner: Ecosystem Led Innovation - Open Banking & Omni-Channel



Platinum Winner: Modern Technologies-led innovation - Digital Centre of Excellence



Gold Winner: Maximizing Customer Engagement - Centralized hub for communications

The Bank was recognized for its commitment to establishing a world-class technology architecture, aspiration to deliver outstanding technology-led solutions, and digital innovation charter.



Disclaimer

This presentation has been prepared by IndusInd Bank Limited (the "Bank") solely for information purposes, without regard to any specific objectives, financial situations or informational needs of any particular person. All information contained has been prepared solely by the Bank. No information contained herein has been independently verified by anyone else. This presentation may not be copied, distributed, redistributed or disseminated, directly or indirectly, in any manner.

This presentation does not constitute an offer or invitation, directly or indirectly, to purchase or subscribe for any securities of the Bank by any person in any jurisdiction, including India and the United States. No part of it should form the basis of or be relied upon in connection with any investment decision or any contract or commitment to purchase or subscribe for any securities. Any person placing reliance on the information contained in this presentation or any other communication by the Bank does so at his or her own risk and the Bank shall not be liable for any loss or damage caused pursuant to any act or omission based on or in reliance upon the information contained herein.

No representation or warranty, express or implied, is made as to, and no reliance should be placed on, the fairness, accuracy, completeness or correctness of the information or opinions contained in this presentation. Such information and opinions are in all events not current after the date of this presentation. Further, past performance is not necessarily indicative of future results.

This presentation is not a complete description of the Bank. This presentation may contain statements that constitute forward-looking statements. All forward looking statements are subject to risks, uncertainties and assumptions that could cause actual results to differ materially from those contemplated by the relevant forward-looking statement. Important factors that could cause actual results to differ materially include, among others, future changes or developments in the Bank's business, its competitive environment and political, economic, legal and social conditions. Given these risks, uncertainties and other factors, viewers of this presentation are cautioned not to place undue reliance on these forward-looking statements. The Bank disclaims any obligation to update these forward-looking statements to reflect future events or developments.

Except as otherwise noted, all of the information contained herein is indicative and is based on management information, current plans and estimates in the form as it has been disclosed in this presentation. Any opinion, estimate or projection herein constitutes a judgment as of the date of this presentation and there can be no assurance that future results or events will be consistent with any such opinion, estimate or projection. The Bank may alter, modify or otherwise change in any manner the content of this presentation, without obligation to notify any person of such change or changes. The accuracy of this presentation is not guaranteed, it may be incomplete or condensed and it may not contain all material information concerning the Bank.

This presentation is not intended to be an offer document or a prospectus under the Companies Act, 2013 and Rules made thereafter, as amended, the Securities and Exchange Board of India (Issue of Capital and Disclosure Requirements) Regulations, 2009, as amended or any other applicable law.

Figures for the previous period / year have been regrouped wherever necessary to conform to the current period's / year's presentation. Total in some columns / rows may not agree due to rounding off.

Note: All financial numbers in the presentation are from Audited Financials or Limited Reviewed financials or based on Management estimates.

